

VPR6200

Facility ID ABGP0001001

Facility Name MAPLE GLEN 15-36-36-16w4

Facility Licence # 5566

Facility Operator OHE9 CNRL

Production Month	201701	201702	201703	201704	201705	201706	201707	201708	201709	201710	201711	201712	Totals
Receipts													
Receipts from Alberta Facilities	3,694.8	3,382.0	3,920.1	4,001.8	4,284.6	4,042.3	4,082.6	4,244.5	4,001.0	3,422.7	3,660.4	3,888.4	46,625.2
Receipts from Non-Alberta Facilities	0.0	0.0	0.0	0.0	0.0	0.0	0.0	0.0	0.0	0.0	0.0	0.0	0.0
Dispositions													
Disposition													
Battery	0.0	0.0	0.0	0.0	0.0	0.0	0.0	0.0	0.0	0.0	0.0	0.0	0.0
Gas Gathering System	0.0	0.0	0.0	0.0	0.0	0.0	0.0	0.0	0.0	0.0	0.0	0.0	0.0
Gas Plant	0.0	0.0	0.0	0.0	0.0	0.0	0.0	0.0	0.0	0.0	0.0	0.0	0.0
Injection Facility	0.0	0.0	0.0	0.0	0.0	0.0	0.0	0.0	0.0	0.0	0.0	0.0	0.0
Meter Station	3,399.0	3,114.6	3,650.5	3,736.1	4,002.8	3,770.9	3,813.9	3,969.0	3,744.6	3,191.5	3,350.1	3,632.4	43,375.4
Other	0.0	0.0	0.0	0.0	0.0	0.0	0.0	0.0	0.0	0.0	0.0	0.0	0.0
Alberta Commercial	0.0	0.0	0.0	0.0	0.0	0.0	0.0	0.0	0.0	0.0	0.0	0.0	0.0
Alberta Industrial	0.0	0.0	0.0	0.0	0.0	0.0	0.0	0.0	0.0	0.0	0.0	0.0	0.0
Alberta Residential	0.0	0.0	0.0	0.0	0.0	0.0	0.0	0.0	0.0	0.0	0.0	0.0	0.0
Alberta Elec.Generation	0.0	0.0	0.0	0.0	0.0	0.0	0.0	0.0	0.0	0.0	0.0	0.0	0.0
Shrinkage													
Acid Gas	0.0	0.0	0.0	0.0	0.0	0.0	0.0	0.0	0.0	0.0	0.0	0.0	0.0
Other products	59.0	46.8	59.2	68.7	80.0	74.0	85.4	67.3	66.8	53.5	54.7	65.4	780.8
Fuel	194.3	181.9	195.6	181.4	180.8	171.2	162.5	172.3	167.5	172.6	168.7	187.2	2,136.0
Flared	14.6	2.1	2.6	1.7	2.5	2.5	2.5	2.3	2.3	36.6	13.9	3.2	86.8
Vented	2.9	2.9	3.0	3.2	3.4	2.5	2.6	2.7	2.5	2.1	2.3	2.4	32.5
Diff and Other	25.0	33.7	9.2	10.7	15.1	21.2	15.7	30.9	17.3	-33.6	70.7	-2.2	213.7
Process and Frac													
Pentanes Plus	56.5	44.9	38.2	24.0	20.8	6.8	5.0	15.5	21.3	34.3	10.6	51.5	329.4
Propane	0.0	0.0	0.0	0.0	0.0	0.0	0.0	0.0	0.0	0.0	0.0	0.0	0.0
Butanes	0.0	0.0	0.0	0.0	0.0	0.0	0.0	0.0	0.0	0.0	0.0	0.0	0.0
Ethane	0.0	0.0	0.0	0.0	0.0	0.0	0.0	0.0	0.0	0.0	0.0	0.0	0.0
NGL	205.4	163.4	226.0	277.4	328.8	315.3	364.5	278.0	272.1	201.8	227.5	236.5	3,096.7
Sulphur	0.0	0.0	0.0	0.0	0.0	0.0	0.0	0.0	0.0	0.0	0.0	0.0	0.0
Sulphur Closing Inv	0.0	0.0	0.0	0.0	0.0	0.0	0.0	0.0	0.0	0.0	0.0	0.0	0.0

Unit of Measurement: Gas and Gas equivalent products: 1000m3, Liquids: m3, Sulphur: MTS

VPR6200

Facility ID ABGP0001007

Facility Name MITSUE 16-30-72-4w5

Facility Licence # 15125

Facility Operator OHE9 CNRL

Production Month	201701	201702	201703	201704	201705	201706	201707	201708	201709	201710	201711	201712	Totals
Receipts													
Receipts from Alberta Facilities	1,228.4	1,059.9	1,521.4	1,682.6	1,874.2	1,906.3	1,931.6	2,107.2	1,971.7	1,853.7	1,632.5	1,569.5	20,339.0
Receipts from Non-Alberta Facilities	0.0	0.0	0.0	0.0	0.0	0.0	0.0	0.0	0.0	0.0	0.0	0.0	0.0
Dispositions													
Disposition													
Battery	0.0	0.0	0.0	0.0	0.0	0.0	0.0	0.0	0.0	0.0	0.0	0.0	0.0
Gas Gathering System	0.0	0.0	0.0	0.0	0.0	0.0	0.0	0.0	0.0	0.0	0.0	0.0	0.0
Gas Plant	0.0	0.0	0.0	0.0	0.0	0.0	0.0	0.0	0.0	0.0	0.0	0.0	0.0
Injection Facility	0.0	0.0	0.0	0.0	0.0	0.0	0.0	0.0	0.0	0.0	0.0	0.0	0.0
Meter Station	722.9	617.9	1,160.4	1,298.1	1,442.5	1,380.4	1,459.5	1,560.3	1,485.8	1,358.5	1,271.0	1,270.6	15,027.9
Other	0.0	0.0	0.0	0.0	0.0	0.0	0.0	0.0	0.0	0.0	0.0	0.0	0.0
Alberta Commercial	0.0	0.0	0.0	0.0	0.0	0.0	0.0	0.0	0.0	0.0	0.0	0.0	0.0
Alberta Industrial	0.0	0.0	0.0	0.0	0.0	0.0	0.0	0.0	0.0	0.0	0.0	0.0	0.0
Alberta Residential	0.0	0.0	0.0	0.0	0.0	0.0	0.0	0.0	0.0	0.0	0.0	0.0	0.0
Alberta Elec.Generation	0.0	0.0	0.0	0.0	0.0	0.0	0.0	0.0	0.0	0.0	0.0	0.0	0.0
Shrinkage													
Acid Gas	0.0	0.0	0.0	0.0	0.0	0.0	0.0	0.0	0.0	0.0	0.0	0.0	0.0
Other products	225.8	220.8	290.9	283.4	326.0	312.1	322.0	374.0	317.8	292.1	239.9	272.4	3,477.2
Fuel	154.8	139.3	151.4	142.0	124.7	135.5	135.2	136.4	127.3	135.0	147.7	158.1	1,687.4
Flared	0.0	0.0	0.0	0.0	1.6	0.0	0.0	0.0	0.0	3.1	0.0	0.0	4.7
Vented	0.0	0.0	0.0	0.0	0.0	0.0	0.0	0.0	0.0	0.0	0.0	0.0	0.0
Diff and Other	124.9	81.9	-81.3	-40.9	-20.6	78.3	14.9	36.5	40.8	65.0	-26.1	-131.6	141.8
Process and Frac													
Pentanes Plus	0.0	0.0	0.0	0.0	0.0	0.0	0.0	0.0	0.0	0.0	0.0	0.0	0.0
Propane	0.0	0.0	0.0	0.0	0.0	0.0	0.0	0.0	0.0	0.0	0.0	0.0	0.0
Butanes	0.0	0.0	0.0	0.0	0.0	0.0	0.0	0.0	0.0	0.0	0.0	0.0	0.0
Ethane	0.0	0.0	0.0	0.0	0.0	0.0	0.0	0.0	0.0	0.0	0.0	0.0	0.0
NGL	910.3	892.8	1,176.4	1,147.8	1,310.8	1,263.1	1,310.4	1,518.5	1,294.6	1,190.2	971.5	1,108.9	14,095.3
Sulphur	0.0	0.0	0.0	0.0	0.0	0.0	0.0	0.0	0.0	0.0	0.0	0.0	0.0
Sulphur Closing Inv	0.0	0.0	0.0	0.0	0.0	0.0	0.0	0.0	0.0	0.0	0.0	0.0	0.0

Unit of Measurement: Gas and Gas equivalent products: 1000m3, Liquids: m3, Sulphur: MTS

VPR6200

Facility ID ABGP0001009

Facility Name SEDALIA 9-29-31-5 GP

Facility Licence # 4165

Facility Operator ORL9 BAYTEX

Production Month	201701	201702	201703	201704	201705	201706	201707	201708	201709	201710	201711	201712	Totals
Receipts													
Receipts from Alberta Facilities	1,137.3	928.6	1,021.5	961.0	976.2	945.5	960.4	950.3	981.5	1,070.3	967.8	1,021.6	11,922.0
Receipts from Non-Alberta Facilities	0.0	0.0	0.0	0.0	0.0	0.0	0.0	0.0	0.0	0.0	0.0	0.0	0.0
Dispositions													
Disposition													
Battery	0.0	0.0	0.0	0.0	0.0	0.0	0.0	0.0	0.0	0.0	0.0	0.0	0.0
Gas Gathering System	0.0	0.0	0.0	0.0	0.0	0.0	0.0	0.0	0.0	0.0	0.0	0.0	0.0
Gas Plant	0.0	0.0	0.0	0.0	0.0	0.0	0.0	0.0	0.0	0.0	0.0	0.0	0.0
Injection Facility	0.0	0.0	0.0	0.0	0.0	0.0	0.0	0.0	0.0	0.0	0.0	0.0	0.0
Meter Station	1,018.0	867.3	965.9	917.3	940.8	913.5	933.9	936.3	887.3	991.1	844.0	806.8	11,022.2
Other	0.0	0.0	0.0	0.0	0.0	0.0	0.0	0.0	0.0	0.0	0.0	0.0	0.0
Alberta Commercial	0.0	0.0	0.0	0.0	0.0	0.0	0.0	0.0	0.0	0.0	0.0	0.0	0.0
Alberta Industrial	0.0	0.0	0.0	0.0	0.0	0.0	0.0	0.0	0.0	0.0	0.0	0.0	0.0
Alberta Residential	0.0	0.0	0.0	0.0	0.0	0.0	0.0	0.0	0.0	0.0	0.0	0.0	0.0
Alberta Elec.Generation	0.0	0.0	0.0	0.0	0.0	0.0	0.0	0.0	0.0	0.0	0.0	0.0	0.0
Shrinkage													
Acid Gas	0.0	0.0	0.0	0.0	0.0	0.0	0.0	0.0	0.0	0.0	0.0	0.0	0.0
Other products	7.5	7.5	13.6	7.1	6.7	16.0	6.4	7.5	10.3	7.6	8.8	11.7	110.7
Fuel	120.4	106.5	115.6	109.0	111.6	97.6	107.9	109.2	100.8	112.3	114.0	120.7	1,325.6
Flared	0.0	0.0	0.0	0.0	0.0	0.0	0.0	0.0	0.0	0.0	0.0	0.0	0.0
Vented	0.4	0.4	0.6	0.3	0.3	0.8	0.3	0.4	1.2	0.4	0.4	0.9	6.4
Diff and Other	-9.0	-53.1	-74.2	-72.7	-83.2	-82.4	-88.1	-103.1	-18.1	-41.1	0.6	81.5	-542.9
Process and Frac													
Pentanes Plus	36.5	36.3	65.6	34.2	32.4	77.6	30.8	36.4	49.7	36.7	42.4	56.7	535.3
Propane	0.0	0.0	0.0	0.0	0.0	0.0	0.0	0.0	0.0	0.0	0.0	0.0	0.0
Butanes	0.0	0.0	0.0	0.0	0.0	0.0	0.0	0.0	0.0	0.0	0.0	0.0	0.0
Ethane	0.0	0.0	0.0	0.0	0.0	0.0	0.0	0.0	0.0	0.0	0.0	0.0	0.0
NGL	0.0	0.0	0.0	0.0	0.0	0.0	0.0	0.0	0.0	0.0	0.0	0.0	0.0
Sulphur	0.0	0.0	0.0	0.0	0.0	0.0	0.0	0.0	0.0	0.0	0.0	0.0	0.0
Sulphur Closing Inv	0.0	0.0	0.0	0.0	0.0	0.0	0.0	0.0	0.0	0.0	0.0	0.0	0.0

Unit of Measurement: Gas and Gas equivalent products: 1000m3, Liquids: m3, Sulphur: MTS

VPR6200

Facility ID ABGP0001012

Facility Name PANCDN COUNTESS

Facility Licence # 3201

Facility Operator A7NW TXNE

Production Month	201701	201702	201703	201704	201705	201706	201707	201708	201709	201710	201711	201712	Totals
Receipts													
Receipts from Alberta Facilities	29,414.7	25,935.3	29,693.5	29,690.8	30,467.5	28,598.7	29,750.6	29,934.8	28,349.6	27,304.5	29,107.6	28,231.1	346,478.7
Receipts from Non-Alberta Facilities	0.0	0.0	0.0	0.0	0.0	0.0	0.0	0.0	0.0	0.0	0.0	0.0	0.0
Dispositions													
Disposition													
Battery	0.0	0.0	0.0	0.0	0.0	0.0	0.0	0.0	0.0	0.0	0.0	0.0	0.0
Gas Gathering System	0.0	0.0	0.0	0.0	0.0	0.0	0.0	0.0	0.0	0.0	0.0	0.0	0.0
Gas Plant	0.0	0.0	0.0	0.0	0.0	0.0	0.0	0.0	0.0	0.0	0.0	0.0	0.0
Injection Facility	0.0	0.0	0.0	0.0	0.0	0.0	0.0	0.0	0.0	0.0	0.0	0.0	0.0
Meter Station	28,755.0	25,608.6	28,927.1	29,049.6	29,699.2	27,880.5	28,992.6	29,059.5	27,513.3	25,535.7	27,268.9	26,801.1	335,091.1
Other	0.0	0.0	0.0	0.0	0.0	0.0	0.0	0.0	0.0	0.0	0.0	0.0	0.0
Alberta Commercial	0.0	0.0	0.0	0.0	0.0	0.0	0.0	0.0	0.0	0.0	0.0	0.0	0.0
Alberta Industrial	0.0	0.0	0.0	0.0	0.0	0.0	0.0	0.0	0.0	0.0	0.0	0.0	0.0
Alberta Residential	0.0	0.0	0.0	0.0	0.0	0.0	0.0	0.0	0.0	0.0	0.0	0.0	0.0
Alberta Elec.Generation	0.0	0.0	0.0	0.0	0.0	0.0	0.0	0.0	0.0	0.0	0.0	0.0	0.0
Shrinkage													
Acid Gas	0.0	0.0	0.0	0.0	0.0	0.0	0.0	0.0	0.0	0.0	0.0	0.0	0.0
Other products	64.7	54.3	62.0	59.7	76.0	70.8	72.3	70.1	65.4	61.2	47.6	56.4	760.5
Fuel	707.9	576.9	787.5	773.7	826.0	751.3	824.7	813.4	733.4	653.6	763.8	782.0	8,994.2
Flared	0.0	0.0	0.0	0.0	0.0	0.0	2.9	0.0	2.9	0.0	0.0	0.0	5.8
Vented	0.6	0.5	0.6	0.5	0.6	0.5	0.6	0.6	0.5	0.6	0.5	0.6	6.7
Diff and Other	-113.5	-305.0	-83.7	-192.7	-134.3	-104.4	-142.5	-8.8	34.1	1,053.4	1,026.8	591.0	1,620.4
Process and Frac													
Pentanes Plus	0.0	0.0	0.3	0.0	4.8	0.0	0.0	0.0	0.0	6.0	0.0	0.0	11.1
Propane	0.0	0.0	0.0	0.0	0.0	0.0	0.0	0.0	0.0	0.0	0.0	0.0	0.0
Butanes	0.0	0.0	0.0	0.0	0.0	0.0	0.0	0.0	0.0	0.0	0.0	0.0	0.0
Ethane	0.0	0.0	0.0	0.0	0.0	0.0	0.0	0.0	0.0	0.0	0.0	0.0	0.0
NGL	294.1	239.3	279.8	269.0	325.3	315.9	322.2	313.2	292.6	265.7	213.5	255.5	3,386.1
Sulphur	0.0	0.0	0.0	0.0	0.0	0.0	0.0	0.0	0.0	0.0	0.0	0.0	0.0
Sulphur Closing Inv	0.0	0.0	0.0	0.0	0.0	0.0	0.0	0.0	0.0	0.0	0.0	0.0	0.0

Unit of Measurement: Gas and Gas equivalent products: 1000m3, Liquids: m3, Sulphur: MTS

VPR6200

Facility ID ABGP0001014

Facility Name ATCO CARBON

Facility Licence # 3997

Facility Operator OZ2W AESL

Production Month	201701	201702	201703	201704	201705	201706	201707	201708	201709	201710	201711	201712	Totals
Receipts													
Receipts from Alberta Facilities	80,616.1	149,818.9	124,833.6	127,145.6	124,993.5	121,197.2	99,034.3	85,839.9	69,548.6	22,268.2	149,119.4	167,466.0	1,321,881.3
Receipts from Non-Alberta Facilities	0.0	0.0	0.0	0.0	0.0	0.0	0.0	0.0	0.0	0.0	0.0	0.0	0.0
Dispositions													
Disposition													
Battery	0.0	0.0	0.0	0.0	0.0	0.0	0.0	0.0	0.0	0.0	0.0	0.0	0.0
Gas Gathering System	0.0	0.0	0.0	0.0	0.0	0.0	0.0	0.0	0.0	0.0	0.0	0.0	0.0
Gas Plant	0.0	0.0	0.0	0.0	0.0	0.0	0.0	0.0	0.0	0.0	0.0	0.0	0.0
Injection Facility	9,931.9	0.0	64,158.9	113,099.0	102,252.6	118,848.6	98,129.1	75,878.2	64,914.8	20,892.0	0.0	0.0	668,105.1
Meter Station	70,481.2	149,592.0	60,083.9	13,210.7	21,936.1	1,465.4	0.0	9,193.7	3,986.6	1,148.7	149,051.2	167,361.8	647,511.3
Other	0.0	0.0	0.0	0.0	0.0	0.0	0.0	0.0	0.0	0.0	0.0	0.0	0.0
Alberta Commercial	0.0	0.0	0.0	0.0	0.0	0.0	0.0	0.0	0.0	0.0	0.0	0.0	0.0
Alberta Industrial	0.0	0.0	0.0	0.0	0.0	0.0	0.0	0.0	0.0	0.0	0.0	0.0	0.0
Alberta Residential	0.0	0.0	0.0	0.0	0.0	0.0	0.0	0.0	0.0	0.0	0.0	0.0	0.0
Alberta Elec.Generation	0.0	0.0	0.0	0.0	0.0	0.0	0.0	0.0	0.0	0.0	0.0	0.0	0.0
Shrinkage													
Acid Gas	0.0	0.0	0.0	0.0	0.0	0.0	0.0	0.0	0.0	0.0	0.0	0.0	0.0
Other products	0.0	0.0	0.0	0.0	0.0	0.0	0.0	0.0	0.0	0.0	0.0	0.0	0.0
Fuel	197.0	223.6	582.7	826.6	797.1	874.4	895.3	765.0	645.4	219.0	66.9	103.5	6,196.5
Flared	6.0	3.3	8.1	9.3	7.7	8.8	9.9	3.0	1.8	8.5	1.3	0.7	68.4
Vented	0.0	0.0	0.0	0.0	0.0	0.0	0.0	0.0	0.0	0.0	0.0	0.0	0.0
Diff and Other	0.0	0.0	0.0	0.0	0.0	0.0	0.0	0.0	0.0	0.0	0.0	0.0	0.0
Process and Frac													
Pentanes Plus	0.0	0.0	0.0	0.0	0.0	0.0	0.0	0.0	0.0	0.0	0.0	0.0	0.0
Propane	0.0	0.0	0.0	0.0	0.0	0.0	0.0	0.0	0.0	0.0	0.0	0.0	0.0
Butanes	0.0	0.0	0.0	0.0	0.0	0.0	0.0	0.0	0.0	0.0	0.0	0.0	0.0
Ethane	0.0	0.0	0.0	0.0	0.0	0.0	0.0	0.0	0.0	0.0	0.0	0.0	0.0
NGL	0.0	0.0	0.0	0.0	0.0	0.0	0.0	0.0	0.0	0.0	0.0	0.0	0.0
Sulphur	0.0	0.0	0.0	0.0	0.0	0.0	0.0	0.0	0.0	0.0	0.0	0.0	0.0
Sulphur Closing Inv	0.0	0.0	0.0	0.0	0.0	0.0	0.0	0.0	0.0	0.0	0.0	0.0	0.0

Unit of Measurement: Gas and Gas equivalent products: 1000m3, Liquids: m3, Sulphur: MTS

VPR6200

Facility ID ABGP0001015

Facility Name WARDLOW 2-31-22-11w4

Facility Licence # 3134

Facility Operator OHE9 CNRL

Production Month	201701	201702	201703	201704	201705	201706	201707	201708	201709	201710	201711	201712	Totals
Receipts													
Receipts from Alberta Facilities	761.5	591.5	753.7	733.7	791.4	812.3	764.0	761.9	1,198.2	1,070.9	982.8	1,604.5	10,826.4
Receipts from Non-Alberta Facilities	0.0	0.0	0.0	0.0	0.0	0.0	0.0	0.0	0.0	0.0	0.0	0.0	0.0
Dispositions													
Disposition													
Battery	0.0	0.0	0.0	0.0	0.0	0.0	0.0	0.0	0.0	0.0	0.0	0.0	0.0
Gas Gathering System	0.0	0.0	0.0	0.0	0.0	0.0	0.0	0.0	0.0	0.0	0.0	0.0	0.0
Gas Plant	0.0	0.0	0.0	0.0	0.0	0.0	0.0	0.0	0.0	0.0	0.0	0.0	0.0
Injection Facility	0.0	0.0	0.0	0.0	0.0	0.0	0.0	0.0	0.0	0.0	0.0	0.0	0.0
Meter Station	633.7	479.4	643.7	615.5	677.8	683.9	641.4	658.6	1,016.0	933.9	907.4	1,456.9	9,348.2
Other	0.0	0.0	0.0	0.0	0.0	0.0	0.0	0.0	0.0	0.0	0.0	0.0	0.0
Alberta Commercial	0.0	0.0	0.0	0.0	0.0	0.0	0.0	0.0	0.0	0.0	0.0	0.0	0.0
Alberta Industrial	0.0	0.0	0.0	0.0	0.0	0.0	0.0	0.0	0.0	0.0	0.0	0.0	0.0
Alberta Residential	0.0	0.0	0.0	0.0	0.0	0.0	0.0	0.0	0.0	0.0	0.0	0.0	0.0
Alberta Elec.Generation	0.0	0.0	0.0	0.0	0.0	0.0	0.0	0.0	0.0	0.0	0.0	0.0	0.0
Shrinkage													
Acid Gas	0.0	0.0	0.0	0.0	0.0	0.0	0.0	0.0	0.0	0.0	0.0	0.0	0.0
Other products	4.3	2.7	3.5	3.8	4.8	4.9	4.3	3.7	3.9	2.4	1.5	1.3	41.1
Fuel	97.9	89.9	96.4	91.0	88.6	92.9	92.2	93.7	108.6	95.8	91.0	144.7	1,182.7
Flared	0.0	0.0	0.0	0.0	0.0	0.0	0.0	0.0	0.1	0.0	0.0	0.0	0.1
Vented	0.0	0.0	0.0	0.0	0.0	0.0	0.0	0.0	0.0	0.0	0.0	0.0	0.0
Diff and Other	25.6	19.5	10.1	23.4	20.2	30.6	26.1	5.9	69.6	38.8	-17.1	1.6	254.3
Process and Frac													
Pentanes Plus	20.8	13.3	17.1	18.2	23.3	23.6	20.8	18.1	18.9	11.4	7.1	6.3	198.9
Propane	0.0	0.0	0.0	0.0	0.0	0.0	0.0	0.0	0.0	0.0	0.0	0.0	0.0
Butanes	0.0	0.0	0.0	0.0	0.0	0.0	0.0	0.0	0.0	0.0	0.0	0.0	0.0
Ethane	0.0	0.0	0.0	0.0	0.0	0.0	0.0	0.0	0.0	0.0	0.0	0.0	0.0
NGL	0.0	0.0	0.0	0.0	0.0	0.0	0.0	0.0	0.0	0.0	0.0	0.0	0.0
Sulphur	0.0	0.0	0.0	0.0	0.0	0.0	0.0	0.0	0.0	0.0	0.0	0.0	0.0
Sulphur Closing Inv	0.0	0.0	0.0	0.0	0.0	0.0	0.0	0.0	0.0	0.0	0.0	0.0	0.0

Unit of Measurement: Gas and Gas equivalent products: 1000m3, Liquids: m3, Sulphur: MTS

VPR6200

Facility ID ABGP0001018

Facility Name TAURUS CONSORT 7-34-34-6W4 GP

Facility Licence # 4588

Facility Operator A5TT TAC

Production Month	201701	201702	201703	201704	201705	201706	201707	201708	201709	201710	201711	201712	Totals
Receipts													
Receipts from Alberta Facilities	2,441.9	2,444.0	2,664.1	2,806.1	3,213.9	3,293.7	3,910.1	3,970.9	4,552.6	5,826.0	6,009.2	6,905.5	48,038.0
Receipts from Non-Alberta Facilities	0.0	0.0	0.0	0.0	0.0	0.0	0.0	0.0	0.0	0.0	0.0	0.0	0.0
Dispositions													
Disposition													
Battery	21.3	17.5	15.9	15.7	9.9	6.8	3.8	3.2	2.1	10.1	19.4	20.1	145.8
Gas Gathering System	0.0	0.0	0.0	0.0	0.0	0.0	0.0	0.0	0.0	0.0	0.0	0.0	0.0
Gas Plant	0.0	0.0	0.0	0.0	0.0	0.0	0.0	0.0	0.0	0.0	0.0	0.0	0.0
Injection Facility	0.0	0.0	0.0	0.0	0.0	0.0	0.0	0.0	0.0	0.0	0.0	0.0	0.0
Meter Station	2,248.1	2,181.6	2,552.2	2,608.0	3,030.5	2,870.6	3,325.2	3,764.6	4,230.3	5,417.9	5,627.3	6,537.3	44,393.6
Other	0.0	0.0	0.0	0.0	0.0	0.0	0.0	0.0	0.0	0.0	0.0	0.0	0.0
Alberta Commercial	0.0	0.0	0.0	0.0	0.0	0.0	0.0	0.0	0.0	0.0	0.0	0.0	0.0
Alberta Industrial	0.0	0.0	0.0	0.0	0.0	0.0	0.0	0.0	0.0	0.0	0.0	0.0	0.0
Alberta Residential	0.0	0.0	0.0	0.0	0.0	0.0	0.0	0.0	0.0	0.0	0.0	0.0	0.0
Alberta Elec.Generation	0.0	0.0	0.0	0.0	0.0	0.0	0.0	0.0	0.0	0.0	0.0	0.0	0.0
Shrinkage													
Acid Gas	0.0	0.0	0.0	0.0	0.0	0.0	0.0	0.0	0.0	0.0	0.0	0.0	0.0
Other products	73.9	63.6	127.7	14.9	60.7	49.3	50.3	63.2	63.4	51.2	52.1	61.2	731.5
Fuel	0.0	0.0	0.0	0.0	186.3	158.3	205.9	235.4	252.4	284.1	302.2	334.6	1,959.2
Flared	0.0	0.0	0.0	0.0	0.2	0.3	0.3	0.4	0.4	0.4	0.4	0.4	2.8
Vented	0.0	0.0	0.0	0.0	2.1	2.4	2.4	2.5	2.5	2.5	2.5	2.5	19.4
Diff and Other	98.6	181.3	-31.7	167.5	-75.8	206.0	322.2	-98.4	1.5	59.8	5.3	-50.6	785.7
Process and Frac													
Pentanes Plus	0.0	0.0	0.0	0.0	0.0	0.0	0.0	0.0	0.0	0.0	0.0	0.0	0.0
Propane	0.0	0.0	0.0	0.0	0.0	0.0	0.0	0.0	0.0	0.0	0.0	0.0	0.0
Butanes	0.0	0.0	0.0	0.0	0.0	0.0	0.0	0.0	0.0	0.0	0.0	0.0	0.0
Ethane	0.0	0.0	0.0	0.0	0.0	0.0	0.0	0.0	0.0	0.0	0.0	0.0	0.0
NGL	313.8	269.2	543.2	63.1	265.8	212.0	215.8	272.5	272.3	221.2	223.4	268.8	3,141.1
Sulphur	0.0	0.0	0.0	0.0	0.0	0.0	0.0	0.0	0.0	0.0	0.0	0.0	0.0
Sulphur Closing Inv	0.0	0.0	0.0	0.0	0.0	0.0	0.0	0.0	0.0	0.0	0.0	0.0	0.0

Unit of Measurement: Gas and Gas equivalent products: 1000m3, Liquids: m3, Sulphur: MTS

VPR6200

Facility ID ABGP0001022

Facility Name CESSFORD 2-8-24-12w4

Facility Licence # 23466

Facility Operator OHE9 CNRL

Production Month	201701	201702	201703	201704	201705	201706	201707	201708	201709	201710	201711	201712	Totals
Receipts													
Receipts from Alberta Facilities	20,014.9	18,806.2	20,403.0	18,568.3	19,416.0	19,535.3	19,278.3	19,343.3	18,466.4	17,231.5	18,106.4	16,534.1	225,703.7
Receipts from Non-Alberta Facilities	0.0	0.0	0.0	0.0	0.0	0.0	0.0	0.0	0.0	0.0	0.0	0.0	0.0
Dispositions													
Disposition													
Battery	0.0	0.0	0.0	0.0	0.0	0.0	0.0	0.0	0.0	0.0	0.0	0.0	0.0
Gas Gathering System	0.0	0.0	0.0	0.0	0.0	0.0	0.0	0.0	0.0	0.0	0.0	0.0	0.0
Gas Plant	0.0	0.0	0.0	0.0	0.0	0.0	0.0	0.0	0.0	0.0	0.0	0.0	0.0
Injection Facility	0.0	0.0	0.0	0.0	0.0	0.0	0.0	0.0	0.0	0.0	0.0	0.0	0.0
Meter Station	19,382.6	18,188.0	20,004.4	18,937.4	19,356.2	18,820.5	18,719.6	18,780.0	17,858.5	16,623.2	17,520.5	15,971.9	220,162.8
Other	0.0	0.0	0.0	0.0	0.0	0.0	0.0	0.0	0.0	0.0	0.0	0.0	0.0
Alberta Commercial	0.0	0.0	0.0	0.0	0.0	0.0	0.0	0.0	0.0	0.0	0.0	0.0	0.0
Alberta Industrial	0.0	0.0	0.0	0.0	0.0	0.0	0.0	0.0	0.0	0.0	0.0	0.0	0.0
Alberta Residential	0.0	0.0	0.0	0.0	0.0	0.0	0.0	0.0	0.0	0.0	0.0	0.0	0.0
Alberta Elec.Generation	0.0	0.0	0.0	0.0	0.0	0.0	0.0	0.0	0.0	0.0	0.0	0.0	0.0
Shrinkage													
Acid Gas	0.0	0.0	0.0	0.0	0.0	0.0	0.0	0.0	0.0	0.0	0.0	0.0	0.0
Other products	21.0	21.0	23.3	22.6	17.2	15.7	13.1	13.7	12.0	7.8	11.4	13.4	192.2
Fuel	76.4	62.8	62.7	46.7	18.1	15.3	15.6	15.6	16.3	37.6	63.3	67.4	497.8
Flared	48.8	45.2	45.7	40.8	23.7	39.5	42.1	37.3	30.0	35.9	46.9	53.8	489.7
Vented	0.0	0.0	0.0	0.6	0.1	0.1	0.1	1.3	0.1	0.1	0.1	0.1	2.6
Diff and Other	486.1	489.2	266.9	-479.8	0.7	644.2	487.8	495.4	549.5	526.9	464.2	427.5	4,358.6
Process and Frac													
Pentanes Plus	101.5	101.6	112.8	109.3	83.3	75.8	63.2	66.5	57.9	37.5	55.4	64.8	929.6
Propane	0.0	0.0	0.0	0.0	0.0	0.0	0.0	0.0	0.0	0.0	0.0	0.0	0.0
Butanes	0.0	0.0	0.0	0.0	0.0	0.0	0.0	0.0	0.0	0.0	0.0	0.0	0.0
Ethane	0.0	0.0	0.0	0.0	0.0	0.0	0.0	0.0	0.0	0.0	0.0	0.0	0.0
NGL	0.0	0.0	0.0	0.0	0.0	0.0	0.0	0.0	0.0	0.0	0.0	0.0	0.0
Sulphur	0.0	0.0	0.0	0.0	0.0	0.0	0.0	0.0	0.0	0.0	0.0	0.0	0.0
Sulphur Closing Inv	0.0	0.0	0.0	0.0	0.0	0.0	0.0	0.0	0.0	0.0	0.0	0.0	0.0

Unit of Measurement: Gas and Gas equivalent products: 1000m3, Liquids: m3, Sulphur: MTS

VPR6200

Facility ID ABGP0001036

Facility Name APACHE PROVOST

Facility Licence # 5331

Facility Operator A7BT KARVE

Production Month	201701	201702	201703	201704	201705	201706	201707	201708	201709	201710	201711	201712	Totals
Receipts													
Receipts from Alberta Facilities	14,459.7	13,169.2	14,758.5	14,556.2	15,269.9	13,904.8	15,623.2	15,526.8	12,934.6	13,238.4	14,073.8	16,008.2	173,523.3
Receipts from Non-Alberta Facilities	0.0	0.0	0.0	0.0	0.0	0.0	0.0	0.0	0.0	0.0	0.0	0.0	0.0
Dispositions													
Disposition													
Battery	0.0	0.0	0.0	0.0	0.0	0.0	0.0	0.0	0.0	0.0	0.0	0.0	0.0
Gas Gathering System	0.0	0.0	0.0	0.0	0.0	0.0	0.0	0.0	0.0	0.0	0.0	0.0	0.0
Gas Plant	0.0	0.0	0.0	0.0	0.0	0.0	0.0	0.0	0.0	0.0	0.0	0.0	0.0
Injection Facility	0.0	0.0	0.0	0.0	0.0	0.0	0.0	0.0	0.0	0.0	0.0	0.0	0.0
Meter Station	12,930.6	11,779.7	13,018.1	13,024.4	13,611.1	12,459.0	13,769.8	13,656.3	13,154.2	12,913.3	13,304.2	14,889.3	158,510.0
Other	0.0	0.0	0.0	0.0	0.0	0.0	0.0	0.0	0.0	0.0	0.0	0.0	0.0
Alberta Commercial	0.0	0.0	0.0	0.0	0.0	0.0	0.0	0.0	0.0	0.0	0.0	0.0	0.0
Alberta Industrial	0.0	0.0	0.0	0.0	0.0	0.0	0.0	0.0	0.0	0.0	0.0	0.0	0.0
Alberta Residential	0.0	0.0	0.0	0.0	0.0	0.0	0.0	0.0	0.0	0.0	0.0	0.0	0.0
Alberta Elec.Generation	0.0	0.0	0.0	0.0	0.0	0.0	0.0	0.0	0.0	0.0	0.0	0.0	0.0
Shrinkage													
Acid Gas	0.0	0.0	0.0	0.0	0.0	0.0	0.0	0.0	0.0	0.0	0.0	0.0	0.0
Other products	547.3	451.7	529.5	518.4	536.3	468.0	538.8	565.4	483.6	462.1	441.9	506.7	6,049.7
Fuel	848.1	756.1	823.3	829.1	836.0	727.3	817.3	823.8	158.7	158.7	153.6	801.6	7,733.6
Flared	5.8	0.3	0.3	1.6	0.4	0.9	4.2	1.4	0.0	0.0	0.1	0.2	15.2
Vented	0.0	0.0	0.0	0.0	0.0	0.0	0.0	0.0	0.0	0.0	0.0	2.1	2.1
Diff and Other	127.9	181.4	387.3	182.7	286.1	249.6	493.1	479.9	-861.9	-295.7	174.0	-191.7	1,212.7
Process and Frac													
Pentanes Plus	127.8	67.2	136.1	81.8	182.7	173.4	166.6	134.8	129.0	146.8	200.5	136.6	1,683.3
Propane	0.0	0.0	0.0	0.0	0.0	0.0	0.0	0.0	0.0	0.0	0.0	0.0	0.0
Butanes	0.0	0.0	0.0	0.0	0.0	0.0	0.0	0.0	0.0	0.0	0.0	0.0	0.0
Ethane	0.0	0.0	0.0	0.0	0.0	0.0	0.0	0.0	0.0	0.0	0.0	0.0	0.0
NGL	2,178.7	1,820.7	2,085.7	2,087.1	2,066.3	1,798.7	2,104.9	2,225.8	1,884.8	1,793.4	1,669.5	1,984.3	23,699.9
Sulphur	0.0	0.0	0.0	0.0	0.0	0.0	0.0	0.0	0.0	0.0	0.0	0.0	0.0
Sulphur Closing Inv	0.0	0.0	0.0	0.0	0.0	0.0	0.0	0.0	0.0	0.0	0.0	0.0	0.0

Unit of Measurement: Gas and Gas equivalent products: 1000m3, Liquids: m3, Sulphur: MTS

VPR6200

Facility ID ABGP0001038

Facility Name APF ENERGY COUNTESS

Facility Licence # 2785

Facility Operator A2PH JOURNEY

Production Month	201701	201702	201703	201704	201705	201706	201707	201708	201709	201710	201711	201712	Totals
Receipts													
Receipts from Alberta Facilities	11,743.7	10,626.6	11,747.8	11,281.5	11,790.6	10,828.5	10,126.9	11,274.3	10,583.2	11,085.5	10,551.9	10,246.8	131,887.3
Receipts from Non-Alberta Facilities	0.0	0.0	0.0	0.0	0.0	0.0	0.0	0.0	0.0	0.0	0.0	0.0	0.0
Dispositions													
Disposition													
Battery	0.0	0.0	0.0	0.0	0.0	0.0	0.0	0.0	0.0	0.0	0.0	0.0	0.0
Gas Gathering System	0.0	0.0	0.0	0.0	0.0	0.0	0.0	0.0	0.0	0.0	0.0	0.0	0.0
Gas Plant	0.0	0.0	0.0	0.0	0.0	0.0	0.0	0.0	0.0	0.0	0.0	0.0	0.0
Injection Facility	0.0	0.0	0.0	0.0	0.0	0.0	0.0	0.0	0.0	0.0	0.0	0.0	0.0
Meter Station	12,244.2	11,097.8	12,138.9	11,590.8	11,944.4	10,872.4	10,093.0	11,412.4	10,663.9	11,138.3	10,645.9	10,423.5	134,265.5
Other	0.0	0.0	0.0	0.0	0.0	0.0	0.0	0.0	0.0	0.0	0.0	0.0	0.0
Alberta Commercial	0.0	0.0	0.0	0.0	0.0	0.0	0.0	0.0	0.0	0.0	0.0	0.0	0.0
Alberta Industrial	0.0	0.0	0.0	0.0	0.0	0.0	0.0	0.0	0.0	0.0	0.0	0.0	0.0
Alberta Residential	0.0	0.0	0.0	0.0	0.0	0.0	0.0	0.0	0.0	0.0	0.0	0.0	0.0
Alberta Elec.Generation	0.0	0.0	0.0	0.0	0.0	0.0	0.0	0.0	0.0	0.0	0.0	0.0	0.0
Shrinkage													
Acid Gas	0.0	0.0	0.0	0.0	0.0	0.0	0.0	0.0	0.0	0.0	0.0	0.0	0.0
Other products	0.4	0.5	0.3	0.8	0.9	1.6	1.1	0.4	0.5	0.7	1.1	0.8	9.1
Fuel	56.8	55.5	54.7	51.5	54.8	49.1	44.3	46.6	45.7	49.1	50.0	51.5	609.6
Flared	0.0	0.0	0.0	0.0	0.0	0.0	0.0	0.0	0.0	0.0	0.0	0.0	0.0
Vented	0.0	0.0	0.0	0.0	0.0	0.0	0.0	0.0	0.0	0.0	0.0	0.0	0.0
Diff and Other	-557.7	-527.2	-446.1	-361.6	-209.5	-94.6	-11.5	-185.1	-126.9	-102.6	-145.1	-229.0	-2,996.9
Process and Frac													
Pentanes Plus	1.8	2.3	1.4	4.0	4.2	7.6	5.4	1.7	2.5	3.3	5.2	3.7	43.1
Propane	0.0	0.0	0.0	0.0	0.0	0.0	0.0	0.0	0.0	0.0	0.0	0.0	0.0
Butanes	0.0	0.0	0.0	0.0	0.0	0.0	0.0	0.0	0.0	0.0	0.0	0.0	0.0
Ethane	0.0	0.0	0.0	0.0	0.0	0.0	0.0	0.0	0.0	0.0	0.0	0.0	0.0
NGL	0.0	0.0	0.0	0.0	0.0	0.0	0.0	0.0	0.0	0.0	0.0	0.0	0.0
Sulphur	0.0	0.0	0.0	0.0	0.0	0.0	0.0	0.0	0.0	0.0	0.0	0.0	0.0
Sulphur Closing Inv	0.0	0.0	0.0	0.0	0.0	0.0	0.0	0.0	0.0	0.0	0.0	0.0	0.0

Unit of Measurement: Gas and Gas equivalent products: 1000m3, Liquids: m3, Sulphur: MTS

VPR6200

Facility ID ABGP0001042

Facility Name KARR 10-10-65-2W6

Facility Licence # 14430

Facility Operator OHE9 CNRL

Production Month	201701	201702	201703	201704	201705	201706	201707	201708	201709	201710	201711	201712	Totals
Receipts													
Receipts from Alberta Facilities	46,132.9	46,808.1	50,730.5	46,603.2	40,397.7	49,832.6	49,898.6	48,012.7	45,193.2	55,821.1	49,365.7	50,893.0	579,689.3
Receipts from Non-Alberta Facilities	0.0	0.0	0.0	0.0	0.0	0.0	0.0	0.0	0.0	0.0	0.0	0.0	0.0
Dispositions													
Disposition													
Battery	0.0	0.0	0.0	0.0	0.0	0.0	0.0	0.0	0.0	0.0	0.0	0.0	0.0
Gas Gathering System	0.7	1.1	0.7	0.9	1.2	0.9	0.5	0.2	0.0	0.3	0.0	0.0	6.5
Gas Plant	0.0	0.0	0.0	0.0	0.0	0.0	0.0	0.0	0.0	0.0	0.0	0.0	0.0
Injection Facility	0.0	0.0	0.0	0.0	0.0	0.0	0.0	0.0	0.0	0.0	0.0	0.0	0.0
Meter Station	41,747.2	42,335.0	45,664.3	41,387.3	35,849.0	44,431.1	44,341.1	42,525.1	40,072.6	49,641.4	43,730.2	45,136.4	516,860.7
Other	0.0	0.0	0.0	0.0	0.0	0.0	0.0	0.0	0.0	0.0	0.0	0.0	0.0
Alberta Commercial	0.0	0.0	0.0	0.0	0.0	0.0	0.0	0.0	0.0	0.0	0.0	0.0	0.0
Alberta Industrial	0.0	0.0	0.0	0.0	0.0	0.0	0.0	0.0	0.0	0.0	0.0	0.0	0.0
Alberta Residential	0.0	0.0	0.0	0.0	0.0	0.0	0.0	0.0	0.0	0.0	0.0	0.0	0.0
Alberta Elec.Generation	0.0	0.0	0.0	0.0	0.0	0.0	0.0	0.0	0.0	0.0	0.0	0.0	0.0
Shrinkage													
Acid Gas	0.0	0.0	0.0	0.0	0.0	0.0	0.0	0.0	0.0	0.0	0.0	0.0	0.0
Other products	2,228.8	2,228.0	2,673.6	2,564.8	2,238.1	2,593.9	2,485.6	2,395.0	2,191.3	2,911.1	2,619.5	2,692.1	29,821.8
Fuel	2,803.2	2,565.8	2,969.1	2,806.6	2,501.8	2,844.6	2,833.5	2,929.8	2,682.7	2,943.9	2,808.7	2,968.6	33,658.3
Flared	53.2	30.0	3.0	62.3	76.0	77.4	232.2	57.2	125.4	86.7	68.9	151.7	1,024.0
Vented	0.0	0.0	0.0	0.0	0.0	0.0	0.0	0.0	0.0	0.0	0.0	0.0	0.0
Diff and Other	-700.2	-351.8	-580.2	-218.7	-268.4	-115.3	5.7	105.4	121.2	237.7	138.4	-55.8	-1,682.0
Process and Frac													
Pentanes Plus	751.2	839.6	859.3	688.2	554.6	564.8	431.0	365.2	303.7	477.3	573.6	535.7	6,944.2
Propane	0.0	0.0	0.0	0.0	0.0	0.0	0.0	0.0	0.0	0.0	0.0	0.0	0.0
Butanes	0.0	0.0	0.0	0.0	0.0	0.0	0.0	0.0	0.0	0.0	0.0	0.0	0.0
Ethane	0.0	0.0	0.0	0.0	0.0	0.0	0.0	0.0	0.0	0.0	0.0	0.0	0.0
NGL	8,483.8	8,400.9	10,126.5	9,785.5	8,567.1	10,031.2	9,729.0	9,430.1	8,635.2	11,382.5	10,100.1	10,428.9	115,100.8
Sulphur	0.0	0.0	0.0	0.0	0.0	0.0	0.0	0.0	0.0	0.0	0.0	0.0	0.0
Sulphur Closing Inv	0.0	0.0	0.0	0.0	0.0	0.0	0.0	0.0	0.0	0.0	0.0	0.0	0.0

Unit of Measurement: Gas and Gas equivalent products: 1000m3, Liquids: m3, Sulphur: MTS

VPR6200

Facility ID ABGP0001043

Facility Name HUSKY HUSSAR 13-36

Facility Licence # 3466

Facility Operator OR46 HUSKY

Production Month	201701	201702	201703	201704	201705	201706	201707	201708	201709	201710	201711	201712	Totals
Receipts													
Receipts from Alberta Facilities	12,201.9	10,565.9	11,759.8	12,037.2	12,237.6	11,918.3	12,408.6	12,216.6	11,372.0	10,524.5	10,436.4	10,769.2	138,448.0
Receipts from Non-Alberta Facilities	0.0	0.0	0.0	0.0	0.0	0.0	0.0	0.0	0.0	0.0	0.0	0.0	0.0
Dispositions													
Disposition													
Battery	0.0	0.0	0.0	0.0	0.0	0.0	0.0	0.0	0.0	0.0	0.0	0.0	0.0
Gas Gathering System	0.0	0.0	0.0	0.0	0.0	0.0	0.0	0.0	0.0	0.0	0.0	0.0	0.0
Gas Plant	0.0	0.0	0.0	0.0	0.0	0.0	0.0	0.0	0.0	0.0	0.0	0.0	0.0
Injection Facility	0.0	0.0	0.0	0.0	0.0	0.0	0.0	0.0	0.0	0.0	0.0	0.0	0.0
Meter Station	10,804.7	9,553.1	10,720.3	10,966.3	11,080.1	10,749.5	11,167.8	10,992.7	10,289.2	9,673.4	9,273.9	9,487.3	124,758.3
Other	0.0	0.0	0.0	0.0	0.0	0.0	0.0	0.0	0.0	0.0	0.0	0.0	0.0
Alberta Commercial	0.0	0.0	0.0	0.0	0.0	0.0	0.0	0.0	0.0	0.0	0.0	0.0	0.0
Alberta Industrial	0.0	0.0	0.0	0.0	0.0	0.0	0.0	0.0	0.0	0.0	0.0	0.0	0.0
Alberta Residential	0.0	0.0	0.0	0.0	0.0	0.0	0.0	0.0	0.0	0.0	0.0	0.0	0.0
Alberta Elec.Generation	0.0	0.0	0.0	0.0	0.0	0.0	0.0	0.0	0.0	0.0	0.0	0.0	0.0
Shrinkage													
Acid Gas	0.0	0.0	0.0	0.0	0.0	0.0	0.0	0.0	0.0	0.0	0.0	0.0	0.0
Other products	567.5	476.4	520.7	553.7	488.3	495.7	548.2	527.0	512.3	497.3	485.8	565.7	6,238.6
Fuel	823.7	707.4	759.2	780.6	808.8	816.9	864.2	834.2	838.2	812.9	849.5	913.5	9,809.1
Flared	1.4	1.5	1.5	1.5	1.6	3.6	1.4	1.8	1.3	1.6	1.9	10.8	29.9
Vented	0.0	0.0	0.0	0.0	0.0	0.0	0.0	0.0	0.0	0.0	0.0	0.0	0.0
Diff and Other	4.6	-172.5	-241.9	-264.9	-141.2	-147.4	-173.0	-139.1	-269.0	-460.7	-174.7	-208.1	-2,387.9
Process and Frac													
Pentanes Plus	1,365.7	1,232.5	1,407.9	1,496.3	1,569.6	1,609.9	1,870.0	1,837.1	1,483.5	1,619.1	1,286.2	1,419.9	18,197.7
Propane	1,861.0	1,585.7	1,758.3	1,615.8	1,486.9	1,571.8	1,688.8	1,721.5	1,724.1	1,588.1	1,564.8	1,706.2	19,873.0
Butanes	1,571.9	1,403.2	1,647.9	1,541.7	1,578.6	1,557.2	1,725.6	1,707.3	1,478.4	1,315.4	1,204.9	1,268.1	18,000.2
Ethane	227.2	209.6	270.7	210.1	221.8	206.5	206.5	214.3	220.8	198.1	263.1	106.3	2,555.0
NGL	0.0	0.0	0.0	0.0	0.0	0.0	0.0	0.0	0.0	0.0	0.0	0.0	0.0
Sulphur	0.0	0.0	0.0	0.0	0.0	0.0	0.0	0.0	0.0	0.0	0.0	0.0	0.0
Sulphur Closing Inv	0.0	0.0	0.0	0.0	0.0	0.0	0.0	0.0	0.0	0.0	0.0	0.0	0.0

Unit of Measurement: Gas and Gas equivalent products: 1000m3, Liquids: m3, Sulphur: MTS

VPR6200

Facility ID ABGP0001044

Facility Name HUSKY WAYNE-ROSEDALE 12-4

Facility Licence # 3799

Facility Operator OR46 HUSKY

Production Month	201701	201702	201703	201704	201705	201706	201707	201708	201709	201710	201711	201712	Totals
Receipts													
Receipts from Alberta Facilities	3,710.4	3,238.7	3,512.8	3,478.9	3,744.4	3,680.5	3,997.2	3,986.8	4,107.6	4,333.4	4,230.8	4,104.8	46,126.3
Receipts from Non-Alberta Facilities	0.0	0.0	0.0	0.0	0.0	0.0	0.0	0.0	0.0	0.0	0.0	0.0	0.0
Dispositions													
Disposition													
Battery	0.0	0.0	0.0	0.0	0.0	0.0	0.0	0.0	0.0	0.0	0.0	0.0	0.0
Gas Gathering System	0.0	0.0	0.0	0.0	0.0	0.0	0.0	0.0	0.0	0.0	0.0	0.0	0.0
Gas Plant	0.0	0.0	0.0	0.0	0.0	0.0	0.0	0.0	0.0	0.0	0.0	0.0	0.0
Injection Facility	0.0	0.0	0.0	0.0	0.0	0.0	0.0	0.0	0.0	0.0	0.0	0.0	0.0
Meter Station	3,607.7	3,157.4	3,438.3	3,352.4	3,566.4	3,525.0	3,855.1	3,883.2	3,930.8	4,121.7	4,161.2	3,907.8	44,507.0
Other	0.0	0.0	0.0	0.0	0.0	0.0	0.0	0.0	0.0	0.0	0.0	0.0	0.0
Alberta Commercial	0.0	0.0	0.0	0.0	0.0	0.0	0.0	0.0	0.0	0.0	0.0	0.0	0.0
Alberta Industrial	0.0	0.0	0.0	0.0	0.0	0.0	0.0	0.0	0.0	0.0	0.0	0.0	0.0
Alberta Residential	0.0	0.0	0.0	0.0	0.0	0.0	0.0	0.0	0.0	0.0	0.0	0.0	0.0
Alberta Elec.Generation	0.0	0.0	0.0	0.0	0.0	0.0	0.0	0.0	0.0	0.0	0.0	0.0	0.0
Shrinkage													
Acid Gas	0.0	0.0	0.0	0.0	0.0	0.0	0.0	0.0	0.0	0.0	0.0	0.0	0.0
Other products	134.4	125.5	137.4	126.0	140.6	121.1	120.2	123.3	135.9	155.1	132.1	158.3	1,609.9
Fuel	142.9	128.1	148.3	143.9	147.5	143.8	117.9	114.1	138.1	158.3	151.6	160.3	1,694.8
Flared	1.8	1.9	2.4	3.1	3.7	2.9	4.0	1.9	2.0	0.4	1.1	0.3	25.5
Vented	0.0	0.0	0.0	0.0	0.0	0.0	0.0	0.0	0.0	0.0	0.0	0.0	0.0
Diff and Other	-176.4	-174.2	-213.6	-146.5	-113.8	-112.3	-100.0	-135.7	-99.2	-102.1	-215.2	-121.9	-1,710.9
Process and Frac													
Pentanes Plus	0.0	0.0	0.0	0.0	0.0	0.0	2.4	0.0	0.0	7.4	0.0	0.0	9.8
Propane	0.0	0.0	0.0	0.0	0.0	0.0	0.0	0.0	0.0	0.0	0.0	0.0	0.0
Butanes	0.0	0.0	0.0	0.0	0.0	0.0	0.0	0.0	0.0	0.0	0.0	0.0	0.0
Ethane	0.0	0.0	0.0	0.0	0.0	0.0	0.0	0.0	0.0	0.0	0.0	0.0	0.0
NGL	563.1	525.4	574.9	522.7	574.7	526.0	512.0	526.6	577.8	642.5	540.3	707.0	6,793.0
Sulphur	0.0	0.0	0.0	0.0	0.0	0.0	0.0	0.0	0.0	0.0	0.0	0.0	0.0
Sulphur Closing Inv	0.0	0.0	0.0	0.0	0.0	0.0	0.0	0.0	0.0	0.0	0.0	0.0	0.0

Unit of Measurement: Gas and Gas equivalent products: 1000m3, Liquids: m3, Sulphur: MTS

VPR6200

Facility ID ABGP0001049

Facility Name PANCDN WAYNE-ROSEDALE

Facility Licence # 3699

Facility Operator A7NW TXNE

Production Month	201701	201702	201703	201704	201705	201706	201707	201708	201709	201710	201711	201712	Totals
Receipts													
Receipts from Alberta Facilities	22,318.1	20,162.5	22,003.3	21,699.6	22,814.3	19,329.4	21,617.5	22,312.7	21,824.4	22,733.6	21,561.4	21,330.0	259,706.8
Receipts from Non-Alberta Facilities	0.0	0.0	0.0	0.0	0.0	0.0	0.0	0.0	0.0	0.0	0.0	0.0	0.0
Dispositions													
Disposition													
Battery	7,562.0	7,109.6	8,267.9	7,426.6	7,737.9	6,333.4	7,054.9	7,681.1	7,853.5	7,854.8	7,273.8	6,968.5	89,124.0
Gas Gathering System	0.0	0.0	0.0	0.0	0.0	0.0	0.0	0.0	0.0	0.0	0.0	0.0	0.0
Gas Plant	0.0	0.0	0.0	0.0	0.0	0.0	0.0	0.0	0.0	0.0	0.0	0.0	0.0
Injection Facility	0.0	0.0	0.0	0.0	0.0	0.0	0.0	0.0	0.0	0.0	0.0	0.0	0.0
Meter Station	13,513.6	11,776.1	12,705.5	13,394.2	14,184.7	12,219.9	13,365.5	13,596.1	13,018.1	13,702.6	13,067.0	12,971.1	157,514.4
Other	0.0	0.0	0.0	0.0	0.0	0.0	0.0	0.0	0.0	0.0	0.0	0.0	0.0
Alberta Commercial	107.0	91.0	88.9	60.4	26.8	0.0	13.3	14.9	18.9	50.6	86.4	99.7	657.9
Alberta Industrial	0.0	0.0	0.0	0.0	0.0	0.0	0.0	0.0	0.0	0.0	0.0	0.0	0.0
Alberta Residential	0.0	0.0	0.0	0.0	0.0	0.0	0.0	0.0	0.0	0.0	0.0	0.0	0.0
Alberta Elec.Generation	0.0	0.0	0.0	0.0	0.0	0.0	0.0	0.0	0.0	0.0	0.0	0.0	0.0
Shrinkage													
Acid Gas	0.0	0.0	0.0	0.0	0.0	0.0	0.0	0.0	0.0	0.0	0.0	0.0	0.0
Other products	234.4	235.5	211.0	295.9	286.7	248.5	286.3	285.3	284.0	272.7	248.9	252.7	3,141.9
Fuel	549.6	486.5	544.1	533.0	562.8	477.3	544.4	550.6	533.3	533.3	511.8	506.6	6,333.3
Flared	0.0	0.0	0.0	0.1	0.1	1.2	0.0	1.2	0.0	0.0	0.0	1.2	3.8
Vented	0.2	0.2	0.0	0.2	0.2	0.2	0.2	0.2	0.2	0.2	0.2	0.2	2.2
Diff and Other	351.3	463.6	185.9	-10.8	15.1	48.9	352.9	183.3	116.4	319.4	373.3	530.0	2,929.3
Process and Frac													
Pentanes Plus	0.0	0.5	6.2	0.0	0.0	2.9	1.4	1.0	0.0	0.0	0.0	5.6	17.6
Propane	0.0	0.0	0.0	0.0	0.0	0.0	0.0	0.0	0.0	0.0	0.0	0.0	0.0
Butanes	0.0	0.0	0.0	0.0	0.0	0.0	0.0	0.0	0.0	0.0	0.0	0.0	0.0
Ethane	0.0	0.0	0.0	0.0	0.0	0.0	0.0	0.0	0.0	0.0	0.0	0.0	0.0
NGL	996.2	1,007.3	885.4	1,257.6	1,217.8	1,046.1	1,207.4	1,207.8	1,198.3	1,151.6	1,049.9	1,062.8	13,288.2
Sulphur	0.0	0.0	0.0	0.0	0.0	0.0	0.0	0.0	0.0	0.0	0.0	0.0	0.0
Sulphur Closing Inv	0.0	0.0	0.0	0.0	0.0	0.0	0.0	0.0	0.0	0.0	0.0	0.0	0.0

Unit of Measurement: Gas and Gas equivalent products: 1000m3, Liquids: m3, Sulphur: MTS

VPR6200

Facility ID ABGP0001057

Facility Name PENN WEST PEMBINA

Facility Licence # 11691

Facility Operator OBP8 OBE

Production Month	201701	201702	201703	201704	201705	201706	201707	201708	201709	201710	201711	201712	Totals
Receipts													
Receipts from Alberta Facilities	6,539.9	5,532.8	6,994.3	6,557.3	6,573.9	6,789.9	6,925.8	6,816.3	6,006.1	6,362.3	5,307.0	6,658.4	77,064.0
Receipts from Non-Alberta Facilities	0.0	0.0	0.0	0.0	0.0	0.0	0.0	0.0	0.0	0.0	0.0	0.0	0.0
Dispositions													
Disposition													
Battery	0.0	0.0	0.0	0.0	0.0	0.0	0.0	0.0	0.0	0.0	0.0	0.0	0.0
Gas Gathering System	0.0	0.0	0.0	0.0	0.0	0.0	0.0	0.0	0.0	0.0	0.0	0.0	0.0
Gas Plant	0.0	0.0	0.0	0.0	0.0	0.0	0.0	0.0	0.0	0.0	0.0	0.0	0.0
Injection Facility	0.0	0.0	0.0	0.0	0.0	0.0	0.0	0.0	0.0	0.0	0.0	0.0	0.0
Meter Station	5,910.0	5,022.9	6,229.8	5,708.8	6,098.7	6,081.8	6,252.7	6,054.9	5,432.9	5,682.0	4,627.5	6,055.9	69,157.9
Other	0.0	0.0	0.0	0.0	0.0	0.0	0.0	0.0	0.0	0.0	0.0	0.0	0.0
Alberta Commercial	18.9	15.5	15.0	9.2	3.7	2.0	1.8	2.1	0.1	15.2	20.9	24.4	128.8
Alberta Industrial	0.0	0.0	0.0	0.0	0.0	0.0	0.0	0.0	0.0	0.0	0.0	0.0	0.0
Alberta Residential	0.0	0.0	0.0	0.0	0.0	0.0	0.0	0.0	0.0	0.0	0.0	0.0	0.0
Alberta Elec.Generation	0.0	0.0	0.0	0.0	0.0	0.0	0.0	0.0	0.0	0.0	0.0	0.0	0.0
Shrinkage													
Acid Gas	0.0	0.0	0.0	0.0	0.0	0.0	0.0	0.0	0.0	0.0	0.0	0.0	0.0
Other products	210.6	142.6	202.0	180.7	245.4	228.3	256.1	237.4	210.7	233.5	193.4	251.3	2,592.0
Fuel	363.3	363.3	357.2	369.7	350.6	342.5	0.0	366.0	333.8	362.0	324.8	307.0	3,840.2
Flared	0.0	12.3	0.0	0.6	0.0	0.0	0.0	0.0	0.0	0.0	0.0	0.0	12.9
Vented	0.0	0.0	0.0	0.0	0.0	0.0	0.0	0.0	0.0	0.0	0.0	0.0	0.0
Diff and Other	37.1	-23.8	190.3	288.3	-124.5	135.3	415.2	155.9	28.6	69.6	140.4	19.8	1,332.2
Process and Frac													
Pentanes Plus	22.3	0.0	34.9	16.0	0.0	18.2	21.0	24.5	35.9	28.0	31.8	34.1	266.7
Propane	0.0	0.0	0.0	0.0	0.0	0.0	0.0	0.0	0.0	0.0	0.0	0.0	0.0
Butanes	0.0	0.0	0.0	0.0	0.0	0.0	0.0	0.0	0.0	0.0	0.0	0.0	0.0
Ethane	0.0	0.0	0.0	0.0	0.0	0.0	0.0	0.0	0.0	0.0	0.0	0.0	0.0
NGL	851.3	596.5	814.9	742.4	1,015.9	925.0	1,039.6	958.9	840.6	951.4	760.5	1,002.0	10,499.0
Sulphur	0.0	0.0	0.0	0.0	0.0	0.0	0.0	0.0	0.0	0.0	0.0	0.0	0.0
Sulphur Closing Inv	0.0	0.0	0.0	0.0	0.0	0.0	0.0	0.0	0.0	0.0	0.0	0.0	0.0

Unit of Measurement: Gas and Gas equivalent products: 1000m3, Liquids: m3, Sulphur: MTS

VPR6200

Facility ID ABGP0001063

Facility Name APACHE CANADA PROVOST

Facility Licence # 7013

Facility Operator A7BT KARVE

Production Month	201701	201702	201703	201704	201705	201706	201707	201708	201709	201710	201711	201712	Totals
Receipts													
Receipts from Alberta Facilities	1,257.6	1,131.8	1,256.6	1,200.4	1,188.3	1,135.4	1,195.0	1,220.8	1,082.5	1,038.3	1,270.3	1,279.6	14,256.6
Receipts from Non-Alberta Facilities	0.0	0.0	0.0	0.0	0.0	0.0	0.0	0.0	0.0	0.0	0.0	0.0	0.0
Dispositions													
Disposition													
Battery	0.0	0.0	0.0	0.0	0.0	0.0	0.0	0.0	0.0	0.0	0.0	0.0	0.0
Gas Gathering System	0.0	0.0	0.0	0.0	0.0	0.0	0.0	0.0	0.0	0.0	0.0	0.0	0.0
Gas Plant	0.0	0.0	0.0	0.0	0.0	0.0	0.0	0.0	0.0	0.0	452.8	0.0	452.8
Injection Facility	0.0	0.0	0.0	0.0	0.0	0.0	0.0	0.0	0.0	0.0	0.0	0.0	0.0
Meter Station	1,090.0	942.9	1,024.9	1,058.8	1,052.5	1,090.9	1,149.4	1,184.9	1,067.4	1,009.2	587.3	1,010.8	12,269.0
Other	0.0	0.0	0.0	0.0	0.0	0.0	0.0	0.0	0.0	0.0	0.0	0.0	0.0
Alberta Commercial	0.0	0.0	0.0	0.0	0.0	0.0	0.0	0.0	0.0	0.0	0.0	0.0	0.0
Alberta Industrial	0.0	0.0	0.0	0.0	0.0	0.0	0.0	0.0	0.0	0.0	0.0	0.0	0.0
Alberta Residential	0.0	0.0	0.0	0.0	0.0	0.0	0.0	0.0	0.0	0.0	0.0	0.0	0.0
Alberta Elec.Generation	0.0	0.0	0.0	0.0	0.0	0.0	0.0	0.0	0.0	0.0	0.0	0.0	0.0
Shrinkage													
Acid Gas	0.0	0.0	0.0	0.0	0.0	0.0	0.0	0.0	0.0	0.0	0.0	0.0	0.0
Other products	7.2	9.1	6.7	6.9	8.6	1.5	7.4	6.2	7.7	6.8	0.1	6.9	75.1
Fuel	100.3	90.2	98.7	95.0	0.0	0.0	0.0	97.0	93.8	93.9	96.2	102.9	868.0
Flared	0.0	0.0	0.0	0.0	0.0	0.0	0.0	0.0	0.0	0.0	0.0	0.0	0.0
Vented	0.1	0.2	0.0	0.0	0.0	0.0	0.0	0.0	0.0	0.0	0.0	0.0	0.3
Diff and Other	60.0	89.4	126.3	39.7	127.2	43.0	38.2	-67.3	-86.4	-71.6	133.9	159.0	591.4
Process and Frac													
Pentanes Plus	34.6	44.1	32.2	33.2	41.5	7.1	35.6	30.2	37.3	32.9	0.3	33.5	362.5
Propane	0.0	0.0	0.0	0.0	0.0	0.0	0.0	0.0	0.0	0.0	0.0	0.0	0.0
Butanes	0.0	0.0	0.0	0.0	0.0	0.0	0.0	0.0	0.0	0.0	0.0	0.0	0.0
Ethane	0.0	0.0	0.0	0.0	0.0	0.0	0.0	0.0	0.0	0.0	0.0	0.0	0.0
NGL	0.0	0.0	0.0	0.0	0.0	0.0	0.0	0.0	0.0	0.0	0.0	0.0	0.0
Sulphur	0.0	0.0	0.0	0.0	0.0	0.0	0.0	0.0	0.0	0.0	0.0	0.0	0.0
Sulphur Closing Inv	0.0	0.0	0.0	0.0	0.0	0.0	0.0	0.0	0.0	0.0	0.0	0.0	0.0

Unit of Measurement: Gas and Gas equivalent products: 1000m3, Liquids: m3, Sulphur: MTS

VPR6200

Facility ID ABGP0001067

Facility Name RENAISSANCE SYLVAN LAKE-21

Facility Licence # 6673

Facility Operator OR46 HUSKY

Production Month	201701	201702	201703	201704	201705	201706	201707	201708	201709	201710	201711	201712	Totals
Receipts													
Receipts from Alberta Facilities	5,526.6	4,980.9	5,473.0	5,423.7	5,295.8	5,379.3	5,935.7	5,521.6	5,186.0	4,875.9	5,006.6	5,135.3	63,740.4
Receipts from Non-Alberta Facilities	0.0	0.0	0.0	0.0	0.0	0.0	0.0	0.0	0.0	0.0	0.0	0.0	0.0
Dispositions													
Disposition													
Battery	0.0	0.0	0.0	0.0	0.0	0.0	0.0	0.0	0.0	0.0	0.0	0.0	0.0
Gas Gathering System	0.0	0.0	0.0	0.0	0.0	0.0	0.0	0.0	0.0	0.0	0.0	0.0	0.0
Gas Plant	0.0	0.0	0.0	0.0	0.0	0.0	0.0	0.0	0.0	0.0	0.0	0.0	0.0
Injection Facility	0.0	0.0	0.0	0.0	0.0	0.0	0.0	0.0	0.0	0.0	0.0	0.0	0.0
Meter Station	4,883.9	4,379.2	4,807.9	4,809.8	4,710.6	4,786.0	5,257.1	4,851.2	4,535.8	4,278.8	4,366.2	4,424.7	56,091.2
Other	0.0	0.0	0.0	0.0	0.0	0.0	0.0	0.0	0.0	0.0	0.0	0.0	0.0
Alberta Commercial	0.0	0.0	0.0	0.0	0.0	0.0	0.0	0.0	0.0	0.0	0.0	0.0	0.0
Alberta Industrial	0.0	0.0	0.0	0.0	0.0	0.0	0.0	0.0	0.0	0.0	0.0	0.0	0.0
Alberta Residential	0.0	0.0	0.0	0.0	0.0	0.0	0.0	0.0	0.0	0.0	0.0	0.0	0.0
Alberta Elec.Generation	0.0	0.0	0.0	0.0	0.0	0.0	0.0	0.0	0.0	0.0	0.0	0.0	0.0
Shrinkage													
Acid Gas	0.0	0.0	0.0	0.0	0.0	0.0	0.0	0.0	0.0	0.0	0.0	0.0	0.0
Other products	408.9	336.1	380.6	398.8	363.1	335.4	434.6	372.7	381.5	324.8	368.8	317.3	4,422.6
Fuel	386.2	385.1	425.9	362.5	333.3	326.4	328.4	339.7	332.8	343.1	365.4	397.1	4,325.9
Flared	5.8	3.2	8.6	15.8	12.5	20.7	12.5	10.3	11.5	20.3	7.5	6.1	134.8
Vented	0.0	0.0	0.0	0.0	0.0	0.0	0.0	0.0	0.0	0.0	0.0	0.0	0.0
Diff and Other	-158.2	-122.7	-150.0	-163.2	-123.7	-89.2	-96.9	-52.3	-75.6	-91.1	-101.3	-9.9	-1,234.1
Process and Frac													
Pentanes Plus	1,914.4	1,906.6	2,138.3	984.9	931.7	906.6	973.8	1,147.2	1,027.3	943.4	917.1	942.3	14,733.6
Propane	1,432.9	1,340.9	1,484.7	1,486.2	934.9	927.6	1,083.5	1,065.2	1,019.5	906.4	1,007.1	959.3	13,648.2
Butanes	1,381.5	1,321.7	1,576.6	944.3	802.1	748.7	857.1	906.1	832.0	776.9	809.8	803.1	11,759.9
Ethane	13.7	19.5	15.0	28.6	10.4	10.7	11.4	20.9	25.5	23.1	30.0	53.3	262.1
NGL	0.0	0.0	0.0	0.0	0.0	0.0	0.0	0.0	0.0	0.0	0.0	0.0	0.0
Sulphur	0.0	0.0	0.0	0.0	0.0	0.0	0.0	0.0	0.0	0.0	0.0	0.0	0.0
Sulphur Closing Inv	0.0	0.0	0.0	0.0	0.0	0.0	0.0	0.0	0.0	0.0	0.0	0.0	0.0

Unit of Measurement: Gas and Gas equivalent products: 1000m3, Liquids: m3, Sulphur: MTS

VPR6200

Facility ID ABGP0001068

Facility Name WESTLOCK 7-15-60-2W5

Facility Licence # 13606

Facility Operator OHE9 CNRL

Production Month	201701	201702	201703	201704	201705	201706	201707	201708	201709	201710	201711	201712	Totals
Receipts													
Receipts from Alberta Facilities	948.0	784.8	830.1	832.3	825.6	809.7	837.7	880.3	832.4	832.4	803.9	821.6	10,038.8
Receipts from Non-Alberta Facilities	0.0	0.0	0.0	0.0	0.0	0.0	0.0	0.0	0.0	0.0	0.0	0.0	0.0
Dispositions													
Disposition													
Battery	0.0	0.0	0.0	0.0	0.0	0.0	0.0	0.0	0.0	0.0	0.0	0.0	0.0
Gas Gathering System	0.0	0.0	0.0	0.0	0.0	0.0	0.0	0.0	0.0	0.0	0.0	0.0	0.0
Gas Plant	0.0	0.0	0.0	0.0	0.0	0.0	0.0	0.0	0.0	0.0	0.0	0.0	0.0
Injection Facility	0.0	0.0	0.0	0.0	0.0	0.0	0.0	0.0	0.0	0.0	0.0	0.0	0.0
Meter Station	829.3	695.4	736.6	748.4	729.2	698.0	768.9	724.2	674.2	704.3	662.1	679.3	8,649.9
Other	0.0	0.0	0.0	0.0	0.0	0.0	0.0	0.0	0.0	0.0	0.0	0.0	0.0
Alberta Commercial	0.0	0.0	0.0	0.0	0.0	0.0	0.0	0.0	0.0	0.0	0.0	0.0	0.0
Alberta Industrial	0.0	0.0	0.0	0.0	0.0	0.0	0.0	0.0	0.0	0.0	0.0	0.0	0.0
Alberta Residential	0.0	0.0	0.0	0.0	0.0	0.0	0.0	0.0	0.0	0.0	0.0	0.0	0.0
Alberta Elec.Generation	0.0	0.0	0.0	0.0	0.0	0.0	0.0	0.0	0.0	0.0	0.0	0.0	0.0
Shrinkage													
Acid Gas	0.0	0.0	0.0	0.0	0.0	0.0	0.0	0.0	0.0	0.0	0.0	0.0	0.0
Other products	2.5	1.4	1.9	2.1	1.9	1.9	1.8	1.8	1.6	1.7	1.9	1.7	22.2
Fuel	113.3	97.2	108.7	101.0	102.2	100.7	103.5	112.1	108.7	108.7	105.5	109.6	1,271.2
Flared	0.0	0.0	0.0	0.0	0.0	0.0	0.0	0.0	0.0	0.0	0.0	0.0	0.0
Vented	0.7	0.5	0.5	0.6	0.5	0.5	0.6	0.1	0.0	0.6	0.5	0.5	5.6
Diff and Other	2.2	-9.7	-17.6	-19.8	-8.2	8.6	-37.1	42.1	47.9	17.1	33.9	30.5	89.9
Process and Frac													
Pentanes Plus	12.2	6.8	9.3	10.1	9.4	9.2	8.8	8.9	7.6	8.2	9.0	8.4	107.9
Propane	0.0	0.0	0.0	0.0	0.0	0.0	0.0	0.0	0.0	0.0	0.0	0.0	0.0
Butanes	0.0	0.0	0.0	0.0	0.0	0.0	0.0	0.0	0.0	0.0	0.0	0.0	0.0
Ethane	0.0	0.0	0.0	0.0	0.0	0.0	0.0	0.0	0.0	0.0	0.0	0.0	0.0
NGL	0.0	0.0	0.0	0.0	0.0	0.0	0.0	0.0	0.0	0.0	0.0	0.0	0.0
Sulphur	0.0	0.0	0.0	0.0	0.0	0.0	0.0	0.0	0.0	0.0	0.0	0.0	0.0
Sulphur Closing Inv	0.0	0.0	0.0	0.0	0.0	0.0	0.0	0.0	0.0	0.0	0.0	0.0	0.0

Unit of Measurement: Gas and Gas equivalent products: 1000m3, Liquids: m3, Sulphur: MTS

VPR6200

Facility ID ABGP0001072

Facility Name REAL RESOURCES WEST PROVOST

Facility Licence # 5527

Facility Operator A7BT KARVE

Production Month	201701	201702	201703	201704	201705	201706	201707	201708	201709	201710	201711	201712	Totals
Receipts													
Receipts from Alberta Facilities	979.8	852.1	967.1	1,174.3	1,174.5	1,233.1	1,374.6	1,465.1	1,539.7	1,699.8	1,262.8	1,658.5	15,381.4
Receipts from Non-Alberta Facilities	0.0	0.0	0.0	0.0	0.0	0.0	0.0	0.0	0.0	0.0	0.0	0.0	0.0
Dispositions													
Disposition													
Battery	0.0	0.0	0.0	0.0	0.0	0.0	0.0	0.0	0.0	0.0	0.0	0.0	0.0
Gas Gathering System	0.0	0.0	0.0	0.0	0.0	0.0	0.0	0.0	0.0	0.0	0.0	0.0	0.0
Gas Plant	0.0	0.0	0.0	0.0	0.0	0.0	0.0	0.0	0.0	0.0	0.0	0.0	0.0
Injection Facility	0.0	0.0	0.0	0.0	0.0	0.0	0.0	0.0	0.0	0.0	0.0	0.0	0.0
Meter Station	801.2	740.9	893.0	1,059.9	1,020.3	1,008.7	1,143.0	1,189.7	1,359.2	1,452.0	1,055.1	1,376.5	13,099.5
Other	0.0	0.0	0.0	0.0	0.0	0.0	0.0	0.0	0.0	0.0	0.0	0.0	0.0
Alberta Commercial	0.0	0.0	0.0	0.0	0.0	0.0	0.0	0.0	0.0	0.0	0.0	0.0	0.0
Alberta Industrial	0.0	0.0	0.0	0.0	0.0	0.0	0.0	0.0	0.0	0.0	0.0	0.0	0.0
Alberta Residential	0.0	0.0	0.0	0.0	0.0	0.0	0.0	0.0	0.0	0.0	0.0	0.0	0.0
Alberta Elec.Generation	0.0	0.0	0.0	0.0	0.0	0.0	0.0	0.0	0.0	0.0	0.0	0.0	0.0
Shrinkage													
Acid Gas	0.0	0.0	0.0	0.0	0.0	0.0	0.0	0.0	0.0	0.0	0.0	0.0	0.0
Other products	7.6	8.8	8.2	0.0	9.3	3.9	6.4	12.3	15.0	17.3	17.6	12.8	119.2
Fuel	115.4	105.0	65.0	115.1	115.1	106.5	125.4	133.4	130.0	127.2	102.6	132.1	1,372.8
Flared	0.0	0.0	0.0	0.0	0.0	0.0	0.0	0.0	0.0	0.0	0.0	0.0	0.0
Vented	0.0	0.0	0.0	0.0	0.0	0.0	0.0	0.0	0.0	0.0	0.0	0.0	0.0
Diff and Other	55.6	-2.6	0.9	-0.7	29.8	114.0	99.8	129.7	35.5	103.3	87.5	137.1	789.9
Process and Frac													
Pentanes Plus	36.7	42.6	39.9	0.0	44.9	19.0	30.9	59.5	72.4	83.8	85.3	61.7	576.7
Propane	0.0	0.0	0.0	0.0	0.0	0.0	0.0	0.0	0.0	0.0	0.0	0.0	0.0
Butanes	0.0	0.0	0.0	0.0	0.0	0.0	0.0	0.0	0.0	0.0	0.0	0.0	0.0
Ethane	0.0	0.0	0.0	0.0	0.0	0.0	0.0	0.0	0.0	0.0	0.0	0.0	0.0
NGL	0.0	0.0	0.0	0.0	0.0	0.0	0.0	0.0	0.0	0.0	0.0	0.0	0.0
Sulphur	0.0	0.0	0.0	0.0	0.0	0.0	0.0	0.0	0.0	0.0	0.0	0.0	0.0
Sulphur Closing Inv	0.0	0.0	0.0	0.0	0.0	0.0	0.0	0.0	0.0	0.0	0.0	0.0	0.0

Unit of Measurement: Gas and Gas equivalent products: 1000m3, Liquids: m3, Sulphur: MTS

VPR6200

Facility ID ABGP0001075

Facility Name VERMILION CARROT CREEK

Facility Licence # 12157

Facility Operator A6FW VEI

Production Month	201701	201702	201703	201704	201705	201706	201707	201708	201709	201710	201711	201712	Totals
Receipts													
Receipts from Alberta Facilities	12,372.5	11,248.1	11,469.4	10,543.5	10,896.2	7,321.1	8,048.8	8,350.0	7,631.1	8,064.7	7,489.2	7,590.1	111,024.7
Receipts from Non-Alberta Facilities	0.0	0.0	0.0	0.0	0.0	0.0	0.0	0.0	0.0	0.0	0.0	0.0	0.0
Dispositions													
Disposition													
Battery	0.0	0.0	0.0	0.0	0.0	0.0	0.0	0.0	0.0	0.0	0.0	0.0	0.0
Gas Gathering System	0.0	0.0	0.0	0.0	0.0	0.0	0.0	0.0	0.0	0.0	0.0	0.0	0.0
Gas Plant	0.0	0.0	0.0	0.0	0.0	15.3	32.8	0.0	0.0	0.0	0.0	0.0	48.1
Injection Facility	0.0	0.0	0.0	0.0	0.0	0.0	0.0	0.0	0.0	0.0	0.0	0.0	0.0
Meter Station	11,609.0	10,580.2	10,451.3	9,805.6	10,114.6	6,749.4	7,256.8	7,642.5	7,030.3	7,381.4	6,885.3	6,989.4	102,495.8
Other	0.0	0.0	0.0	0.0	0.0	0.0	0.0	0.0	0.0	0.0	0.0	0.0	0.0
Alberta Commercial	0.0	0.0	0.0	0.0	0.0	0.0	0.0	0.0	0.0	0.0	0.0	0.0	0.0
Alberta Industrial	0.0	0.0	0.0	0.0	0.0	0.0	0.0	0.0	0.0	0.0	0.0	0.0	0.0
Alberta Residential	0.0	0.0	0.0	0.0	0.0	0.0	0.0	0.0	0.0	0.0	0.0	0.0	0.0
Alberta Elec.Generation	0.0	0.0	0.0	0.0	0.0	0.0	0.0	0.0	0.0	0.0	0.0	0.0	0.0
Shrinkage													
Acid Gas	0.0	0.0	0.0	0.0	0.0	0.0	0.0	0.0	0.0	0.0	0.0	0.0	0.0
Other products	594.2	541.3	555.4	546.1	563.0	361.8	409.1	415.7	371.4	419.6	326.8	342.3	5,446.7
Fuel	519.7	465.9	454.1	413.5	425.2	360.9	495.3	399.8	362.4	410.9	407.4	446.8	5,161.9
Flared	0.4	2.4	5.1	0.5	0.5	5.3	1.1	2.2	0.6	0.1	1.2	2.0	21.4
Vented	0.0	0.0	0.0	0.0	0.0	0.0	0.0	0.0	0.0	0.0	0.0	0.0	0.0
Diff and Other	-350.8	-341.7	3.5	-222.2	-207.1	-171.6	-146.3	-110.2	-133.6	-147.3	-131.5	-190.4	-2,149.2
Process and Frac													
Pentanes Plus	412.1	352.9	378.4	418.9	365.6	291.6	231.7	205.8	205.2	197.5	219.7	225.9	3,505.3
Propane	0.0	0.0	0.0	0.0	0.0	0.0	0.0	0.0	0.0	0.0	0.0	0.0	0.0
Butanes	0.0	0.0	0.0	0.0	0.0	0.0	0.0	0.0	0.0	0.0	0.0	0.0	0.0
Ethane	0.0	0.0	0.0	0.0	0.0	0.0	0.0	0.0	0.0	0.0	0.0	0.0	0.0
NGL	2,120.4	1,951.0	1,981.3	1,907.9	2,022.3	1,255.9	1,511.3	1,563.6	1,384.4	1,587.0	1,184.3	1,248.7	19,718.1
Sulphur	0.0	0.0	0.0	0.0	0.0	0.0	0.0	0.0	0.0	0.0	0.0	0.0	0.0
Sulphur Closing Inv	0.0	0.0	0.0	0.0	0.0	0.0	0.0	0.0	0.0	0.0	0.0	0.0	0.0

Unit of Measurement: Gas and Gas equivalent products: 1000m3, Liquids: m3, Sulphur: MTS

VPR6200

Facility ID ABGP0001076

Facility Name PANCDN WAYNE-ROSEDALE

Facility Licence # 3818

Facility Operator 0026 ECA

Production Month	201701	201702	201703	201704	201705	201706	201707	201708	201709	201710	201711	201712	Totals
Receipts													
Receipts from Alberta Facilities	17,916.9	15,416.6	16,335.5	14,824.7	14,807.4	14,579.6	15,568.8	14,391.2	13,480.3	13,827.4	13,982.6	13,325.0	178,456.0
Receipts from Non-Alberta Facilities	0.0	0.0	0.0	0.0	0.0	0.0	0.0	0.0	0.0	0.0	0.0	0.0	0.0
Dispositions													
Disposition													
Battery	0.0	0.0	0.0	0.0	471.8	460.9	487.6	399.3	372.0	391.0	399.0	374.8	3,356.4
Gas Gathering System	16,803.1	14,746.2	15,658.4	14,174.0	13,489.0	13,420.4	14,113.2	13,090.0	12,259.9	12,563.7	12,541.2	12,001.5	164,860.6
Gas Plant	0.0	0.0	0.0	0.0	0.0	0.0	0.0	0.0	0.0	0.0	0.0	0.0	0.0
Injection Facility	0.0	0.0	0.0	0.0	0.0	0.0	0.0	0.0	0.0	0.0	0.0	0.0	0.0
Meter Station	0.0	0.0	0.0	0.0	0.0	0.0	0.0	0.0	0.0	0.0	0.0	0.0	0.0
Other	0.0	0.0	0.0	0.0	0.0	0.0	0.0	0.0	0.0	0.0	0.0	0.0	0.0
Alberta Commercial	0.0	0.0	0.0	0.0	0.0	0.0	0.0	0.0	0.0	0.0	0.0	0.0	0.0
Alberta Industrial	0.0	0.0	0.0	0.0	0.0	0.0	0.0	0.0	0.0	0.0	0.0	0.0	0.0
Alberta Residential	0.0	0.0	0.0	0.0	0.0	0.0	0.0	0.0	0.0	0.0	0.0	0.0	0.0
Alberta Elec.Generation	0.0	0.0	0.0	0.0	0.0	0.0	0.0	0.0	0.0	0.0	0.0	0.0	0.0
Shrinkage													
Acid Gas	0.0	0.0	0.0	0.0	0.0	0.0	0.0	0.0	0.0	0.0	0.0	0.0	0.0
Other products	380.1	332.7	357.8	319.8	318.1	333.8	339.6	332.5	279.0	288.0	313.5	297.7	3,892.6
Fuel	21.1	19.0	20.5	18.5	17.1	17.4	0.0	17.0	15.0	15.9	17.6	18.5	197.6
Flared	0.8	0.0	0.0	0.0	0.0	0.0	0.0	0.0	0.0	0.0	0.0	0.0	0.8
Vented	2.0	0.0	0.0	0.0	0.0	0.0	0.0	0.0	0.0	0.0	0.0	0.0	2.0
Diff and Other	709.8	318.7	298.8	312.4	511.4	347.1	628.4	552.4	554.4	568.8	711.3	632.5	6,146.0
Process and Frac													
Pentanes Plus	0.0	0.0	0.0	0.0	0.0	0.0	0.0	0.0	0.0	0.0	0.0	0.0	0.0
Propane	0.0	0.0	0.0	0.0	0.0	0.0	0.0	0.0	0.0	0.0	0.0	0.0	0.0
Butanes	0.0	0.0	0.0	0.0	0.0	0.0	0.0	0.0	0.0	0.0	0.0	0.0	0.0
Ethane	0.0	0.0	0.0	0.0	0.0	0.0	0.0	0.0	0.0	0.0	0.0	0.0	0.0
NGL	1,608.8	1,407.9	1,514.2	1,365.5	1,349.3	1,412.8	1,437.9	1,407.3	1,185.2	1,223.6	1,324.8	1,250.4	16,487.7
Sulphur	0.0	0.0	0.0	0.0	0.0	0.0	0.0	0.0	0.0	0.0	0.0	0.0	0.0
Sulphur Closing Inv	0.0	0.0	0.0	0.0	0.0	0.0	0.0	0.0	0.0	0.0	0.0	0.0	0.0

Unit of Measurement: Gas and Gas equivalent products: 1000m3, Liquids: m3, Sulphur: MTS

VPR6200

Facility ID ABGP0001080

Facility Name CALCRUDE CHERHILL

Facility Licence # 13072

Facility Operator A2PH JOURNEY

Production Month	201701	201702	201703	201704	201705	201706	201707	201708	201709	201710	201711	201712	Totals
Receipts													
Receipts from Alberta Facilities	1,163.2	1,030.5	1,078.8	1,020.1	925.1	955.9	438.2	31.7	749.5	973.3	983.1	1,109.2	10,458.6
Receipts from Non-Alberta Facilities	0.0	0.0	0.0	0.0	0.0	0.0	0.0	0.0	0.0	0.0	0.0	0.0	0.0
Dispositions													
Disposition													
Battery	0.0	0.0	0.0	0.0	0.0	0.0	0.0	0.0	15.3	0.0	0.0	0.0	15.3
Gas Gathering System	0.0	0.0	0.0	0.0	0.0	0.0	0.0	0.0	0.0	0.0	0.0	0.0	0.0
Gas Plant	0.0	0.0	0.0	0.0	0.0	0.0	0.0	0.0	0.0	0.0	0.0	0.0	0.0
Injection Facility	0.0	0.0	0.0	0.0	0.0	0.0	0.0	0.0	0.0	0.0	0.0	0.0	0.0
Meter Station	752.9	645.4	660.7	590.6	529.6	468.1	280.7	0.0	246.9	569.1	553.8	625.6	5,923.4
Other	0.0	0.0	0.0	0.0	0.0	0.0	0.0	0.0	0.0	0.0	0.0	0.0	0.0
Alberta Commercial	0.0	0.0	0.0	0.0	0.0	0.0	0.0	0.0	0.0	0.0	0.0	0.0	0.0
Alberta Industrial	0.0	0.0	0.0	0.0	0.0	0.0	0.0	0.0	0.0	0.0	0.0	0.0	0.0
Alberta Residential	0.0	0.0	0.0	0.0	0.0	0.0	0.0	0.0	0.0	0.0	0.0	0.0	0.0
Alberta Elec.Generation	0.0	0.0	0.0	0.0	0.0	0.0	0.0	0.0	0.0	0.0	0.0	0.0	0.0
Shrinkage													
Acid Gas	0.0	0.0	0.0	0.0	0.0	0.0	0.0	0.0	0.0	0.0	0.0	0.0	0.0
Other products	41.5	27.7	69.2	56.4	41.9	35.1	28.3	0.0	0.0	43.0	39.9	42.4	425.4
Fuel	301.7	276.1	310.5	295.4	262.6	259.3	155.2	31.7	183.5	268.3	272.3	301.9	2,918.5
Flared	6.7	0.0	5.5	0.0	0.0	10.1	0.0	0.0	312.3	0.0	94.9	37.3	466.8
Vented	0.0	0.0	0.0	0.0	0.0	0.0	0.0	0.0	0.0	0.0	0.0	0.0	0.0
Diff and Other	60.4	81.3	32.9	77.7	91.0	183.3	-26.0	0.0	-8.5	92.9	22.2	102.0	709.2
Process and Frac													
Pentanes Plus	0.0	0.0	0.0	0.0	0.0	0.0	0.0	0.0	0.0	0.0	0.0	0.0	0.0
Propane	0.0	0.0	0.0	0.0	0.0	0.0	0.0	0.0	0.0	0.0	0.0	0.0	0.0
Butanes	0.0	0.0	0.0	0.0	0.0	0.0	0.0	0.0	0.0	0.0	0.0	0.0	0.0
Ethane	0.0	0.0	0.0	0.0	0.0	0.0	0.0	0.0	0.0	0.0	0.0	0.0	0.0
NGL	174.3	116.0	286.8	235.2	174.6	145.8	118.0	0.0	0.0	180.7	168.4	178.9	1,778.7
Sulphur	0.0	0.0	0.0	0.0	0.0	0.0	0.0	0.0	0.0	0.0	0.0	0.0	0.0
Sulphur Closing Inv	0.0	0.0	0.0	0.0	0.0	0.0	0.0	0.0	0.0	0.0	0.0	0.0	0.0

Unit of Measurement: Gas and Gas equivalent products: 1000m3, Liquids: m3, Sulphur: MTS

VPR6200

Facility ID ABGP0001085

Facility Name Penn West Tomahawk 04-02 GP

Facility Licence # 11675

Facility Operator OBP8 OBE

Production Month	201701	201702	201703	201704	201705	201706	201707	201708	201709	201710	201711	201712	Totals
Receipts													
Receipts from Alberta Facilities	1,745.4	1,655.0	1,838.0	1,784.6	1,775.1	1,793.1	1,711.0	1,902.5	1,802.7	1,837.2	1,790.8	1,789.8	21,425.2
Receipts from Non-Alberta Facilities	0.0	0.0	0.0	0.0	0.0	0.0	0.0	0.0	0.0	0.0	0.0	0.0	0.0
Dispositions													
Disposition													
Battery	0.0	0.0	0.0	0.0	0.0	0.0	0.0	0.0	0.0	0.0	0.0	0.0	0.0
Gas Gathering System	250.5	250.0	287.0	278.7	278.8	283.9	269.3	299.8	250.4	264.0	264.3	259.5	3,236.2
Gas Plant	0.0	0.0	0.0	0.0	0.0	0.0	0.0	0.0	0.0	0.0	0.0	0.0	0.0
Injection Facility	0.0	0.0	0.0	0.0	0.0	0.0	0.0	0.0	0.0	0.0	0.0	0.0	0.0
Meter Station	1,249.8	1,245.2	1,355.9	1,304.8	1,288.8	1,291.4	1,250.2	1,401.4	1,317.1	1,337.8	1,321.1	1,296.5	15,660.0
Other	0.0	0.0	0.0	0.0	0.0	0.0	0.0	0.0	0.0	0.0	0.0	0.0	0.0
Alberta Commercial	0.0	0.0	0.0	0.0	0.0	0.0	0.0	0.0	0.0	0.0	0.0	0.0	0.0
Alberta Industrial	0.0	0.0	0.0	0.0	0.0	0.0	0.0	0.0	0.0	0.0	0.0	0.0	0.0
Alberta Residential	0.0	0.0	0.0	0.0	0.0	0.0	0.0	0.0	0.0	0.0	0.0	0.0	0.0
Alberta Elec.Generation	0.0	0.0	0.0	0.0	0.0	0.0	0.0	0.0	0.0	0.0	0.0	0.0	0.0
Shrinkage													
Acid Gas	0.0	0.0	0.0	0.0	0.0	0.0	0.0	0.0	0.0	0.0	0.0	0.0	0.0
Other products	10.7	11.7	13.2	13.5	12.0	12.0	13.0	13.2	10.2	12.3	11.9	11.7	145.4
Fuel	92.0	96.0	105.7	102.6	103.0	96.0	93.3	103.0	107.9	116.2	115.8	111.5	1,243.0
Flared	0.0	0.0	0.0	0.0	0.0	0.0	0.0	0.0	0.0	0.0	0.0	0.0	0.0
Vented	0.0	0.0	0.0	0.0	0.0	0.0	0.0	0.0	0.0	0.0	0.0	0.0	0.0
Diff and Other	142.4	52.1	76.2	85.0	92.5	109.8	85.2	85.1	117.1	106.9	77.7	110.6	1,140.6
Process and Frac													
Pentanes Plus	51.9	56.4	63.8	65.2	58.1	58.2	63.0	63.7	49.3	59.3	57.7	56.4	703.0
Propane	0.0	0.0	0.0	0.0	0.0	0.0	0.0	0.0	0.0	0.0	0.0	0.0	0.0
Butanes	0.0	0.0	0.0	0.0	0.0	0.0	0.0	0.0	0.0	0.0	0.0	0.0	0.0
Ethane	0.0	0.0	0.0	0.0	0.0	0.0	0.0	0.0	0.0	0.0	0.0	0.0	0.0
NGL	0.0	0.0	0.0	0.0	0.0	0.0	0.0	0.0	0.0	0.0	0.0	0.0	0.0
Sulphur	0.0	0.0	0.0	0.0	0.0	0.0	0.0	0.0	0.0	0.0	0.0	0.0	0.0
Sulphur Closing Inv	0.0	0.0	0.0	0.0	0.0	0.0	0.0	0.0	0.0	0.0	0.0	0.0	0.0

Unit of Measurement: Gas and Gas equivalent products: 1000m3, Liquids: m3, Sulphur: MTS

VPR6200

Facility ID ABGP0001086

Facility Name PETROREP PROVOST

Facility Licence # 4623

Facility Operator A5TT

Production Month	201701	201702	201703	201704	201705	201706	201707	201708	201709	201710	201711	201712	Totals
								SHUTIN	SHUTIN	SHUTIN	SHUTIN	SHUTIN	SHUTIN
Receipts													
Receipts from Alberta Facilities	0.0	0.0	0.0	0.0	0.0	0.0	0.0	0.0	0.0	0.0	0.0	0.0	0.0
Receipts from Non-Alberta Facilities	0.0	0.0	0.0	0.0	0.0	0.0	0.0	0.0	0.0	0.0	0.0	0.0	0.0
Dispositions													
Disposition													
Battery	0.0	0.0	0.0	0.0	0.0	0.0	0.0	0.0	0.0	0.0	0.0	0.0	0.0
Gas Gathering System	0.0	0.0	0.0	0.0	0.0	0.0	0.0	0.0	0.0	0.0	0.0	0.0	0.0
Gas Plant	0.0	0.0	0.0	0.0	0.0	0.0	0.0	0.0	0.0	0.0	0.0	0.0	0.0
Injection Facility	0.0	0.0	0.0	0.0	0.0	0.0	0.0	0.0	0.0	0.0	0.0	0.0	0.0
Meter Station	0.0	0.0	0.0	0.0	0.0	0.0	0.0	0.0	0.0	0.0	0.0	0.0	0.0
Other	0.0	0.0	0.0	0.0	0.0	0.0	0.0	0.0	0.0	0.0	0.0	0.0	0.0
Alberta Commercial	0.0	0.0	0.0	0.0	0.0	0.0	0.0	0.0	0.0	0.0	0.0	0.0	0.0
Alberta Industrial	0.0	0.0	0.0	0.0	0.0	0.0	0.0	0.0	0.0	0.0	0.0	0.0	0.0
Alberta Residential	0.0	0.0	0.0	0.0	0.0	0.0	0.0	0.0	0.0	0.0	0.0	0.0	0.0
Alberta Elec.Generation	0.0	0.0	0.0	0.0	0.0	0.0	0.0	0.0	0.0	0.0	0.0	0.0	0.0
Shrinkage													
Acid Gas	0.0	0.0	0.0	0.0	0.0	0.0	0.0	0.0	0.0	0.0	0.0	0.0	0.0
Other products	0.0	0.0	0.0	0.0	0.0	0.0	0.0	0.0	0.0	0.0	0.0	0.0	0.0
Fuel	0.0	0.0	0.0	0.0	0.0	0.0	0.0	0.0	0.0	0.0	0.0	0.0	0.0
Flared	0.0	0.0	0.0	0.0	0.0	0.0	0.0	0.0	0.0	0.0	0.0	0.0	0.0
Vented	0.0	0.0	0.0	0.0	0.0	0.0	0.0	0.0	0.0	0.0	0.0	0.0	0.0
Diff and Other	0.0	0.0	0.0	0.0	0.0	0.0	0.0	0.0	0.0	0.0	0.0	0.0	0.0
Process and Frac													
Pentanes Plus	0.0	0.0	0.0	0.0	0.0	0.0	0.0	0.0	0.0	0.0	0.0	0.0	0.0
Propane	0.0	0.0	0.0	0.0	0.0	0.0	0.0	0.0	0.0	0.0	0.0	0.0	0.0
Butanes	0.0	0.0	0.0	0.0	0.0	0.0	0.0	0.0	0.0	0.0	0.0	0.0	0.0
Ethane	0.0	0.0	0.0	0.0	0.0	0.0	0.0	0.0	0.0	0.0	0.0	0.0	0.0
NGL	0.0	0.0	0.0	0.0	0.0	0.0	0.0	0.0	0.0	0.0	0.0	0.0	0.0
Sulphur	0.0	0.0	0.0	0.0	0.0	0.0	0.0	0.0	0.0	0.0	0.0	0.0	0.0
Sulphur Closing Inv	0.0	0.0	0.0	0.0	0.0	0.0	0.0	0.0	0.0	0.0	0.0	0.0	0.0

VPR6200

Facility ID ABGP0001088

Facility Name SPARTAN OIL PEMBINA

Facility Licence # 10759

Facility Operator 0XZ4 BONTERRA

Production Month	201701	201702	201703	201704	201705	201706	201707	201708	201709	201710	201711	201712	Totals
Receipts													
Receipts from Alberta Facilities	9,708.1	8,768.8	9,808.0	10,076.4	10,601.3	10,380.7	10,078.6	9,726.2	9,397.9	9,740.4	9,215.6	9,899.6	117,401.6
Receipts from Non-Alberta Facilities	0.0	0.0	0.0	0.0	0.0	0.0	0.0	0.0	0.0	0.0	0.0	0.0	0.0
Dispositions													
Disposition													
Battery	25.9	22.7	27.1	22.1	17.5	15.2	13.1	12.4	14.0	15.9	19.2	19.9	225.0
Gas Gathering System	9,218.4	8,296.4	9,303.6	9,660.9	10,083.4	9,801.4	9,113.8	8,650.3	8,276.4	8,596.6	8,349.9	9,123.2	108,474.3
Gas Plant	0.0	0.0	0.0	0.0	0.0	0.0	0.0	0.0	0.0	0.0	0.0	0.0	0.0
Injection Facility	0.0	0.0	0.0	0.0	0.0	0.0	0.0	0.0	0.0	0.0	0.0	0.0	0.0
Meter Station	0.0	0.0	0.0	0.0	0.0	0.0	0.0	0.0	0.0	0.0	0.0	0.0	0.0
Other	0.0	0.0	0.0	0.0	0.0	0.0	0.0	0.0	0.0	0.0	0.0	0.0	0.0
Alberta Commercial	0.0	0.0	0.0	0.0	0.0	0.0	0.0	0.0	0.0	0.0	0.0	0.0	0.0
Alberta Industrial	0.0	0.0	0.0	0.0	0.0	0.0	0.0	0.0	0.0	0.0	0.0	0.0	0.0
Alberta Residential	0.0	0.0	0.0	0.0	0.0	0.0	0.0	0.0	0.0	0.0	0.0	0.0	0.0
Alberta Elec.Generation	0.0	0.0	0.0	0.0	0.0	0.0	0.0	0.0	0.0	0.0	0.0	0.0	0.0
Shrinkage													
Acid Gas	0.0	0.0	0.0	0.0	0.0	0.0	0.0	0.0	0.0	0.0	0.0	0.0	0.0
Other products	287.7	276.9	311.7	284.7	312.7	323.1	309.8	312.1	274.2	320.5	284.7	293.9	3,592.0
Fuel	366.4	341.3	378.2	370.3	384.7	377.7	601.2	679.4	546.1	643.3	564.8	561.2	5,814.6
Flared	0.0	0.3	0.7	0.5	8.4	0.8	6.7	1.8	6.4	2.1	3.9	1.9	33.5
Vented	0.0	0.0	0.0	0.0	0.0	0.0	0.0	0.0	0.0	0.0	0.0	0.0	0.0
Diff and Other	-190.3	-168.8	-213.3	-262.1	-205.4	-137.5	34.0	70.2	280.8	162.0	-6.9	-100.5	-737.8
Process and Frac													
Pentanes Plus	424.2	371.8	413.3	404.2	353.4	353.1	412.3	515.3	355.7	453.8	390.7	389.4	4,837.2
Propane	126.2	151.7	196.9	160.3	211.1	212.5	140.9	185.6	93.3	132.6	142.8	176.3	1,930.2
Butanes	0.0	0.0	0.0	0.0	0.0	0.0	0.0	0.0	0.0	0.0	0.0	0.0	0.0
Ethane	0.0	0.0	0.0	0.0	0.0	0.0	0.0	0.0	0.0	0.0	0.0	0.0	0.0
NGL	669.3	641.3	698.7	639.6	740.1	786.1	761.0	629.1	717.1	787.8	681.4	681.2	8,432.7
Sulphur	0.0	0.0	0.0	0.0	0.0	0.0	0.0	0.0	0.0	0.0	0.0	0.0	0.0
Sulphur Closing Inv	0.0	0.0	0.0	0.0	0.0	0.0	0.0	0.0	0.0	0.0	0.0	0.0	0.0

Unit of Measurement: Gas and Gas equivalent products: 1000m3, Liquids: m3, Sulphur: MTS

VPR6200

Facility ID ABGP0001091

Facility Name PANCDN WINTERING HILLS

Facility Licence # 3528

Facility Operator A7NW TXNE

Production Month	201701	201702	201703	201704	201705	201706	201707	201708	201709	201710	201711	201712	Totals
Receipts													
Receipts from Alberta Facilities	11,841.9	10,317.5	10,812.4	11,688.0	11,694.9	11,552.9	11,489.1	11,116.6	10,883.7	11,309.0	10,336.2	10,539.9	133,582.1
Receipts from Non-Alberta Facilities	0.0	0.0	0.0	0.0	0.0	0.0	0.0	0.0	0.0	0.0	0.0	0.0	0.0
Dispositions													
Disposition													
Battery	0.0	0.0	0.0	0.0	0.0	0.0	0.0	0.0	0.0	0.0	0.0	0.0	0.0
Gas Gathering System	0.0	0.0	0.0	0.0	0.0	0.0	0.0	0.0	0.0	0.0	0.0	0.0	0.0
Gas Plant	0.0	0.0	0.0	0.0	0.0	0.0	0.0	0.0	0.0	0.0	0.0	0.0	0.0
Injection Facility	0.0	0.0	0.0	0.0	0.0	0.0	0.0	0.0	0.0	0.0	0.0	0.0	0.0
Meter Station	10,617.7	9,527.0	10,329.7	11,209.8	11,019.6	10,759.2	10,977.5	10,591.9	10,122.0	10,937.4	9,686.9	9,766.6	125,545.3
Other	0.0	0.0	0.0	0.0	0.0	0.0	0.0	0.0	0.0	0.0	0.0	0.0	0.0
Alberta Commercial	0.0	0.0	0.0	0.0	0.0	0.0	0.0	0.0	0.0	0.0	0.0	0.0	0.0
Alberta Industrial	0.0	0.0	0.0	0.0	0.0	0.0	0.0	0.0	0.0	0.0	0.0	0.0	0.0
Alberta Residential	0.0	0.0	0.0	0.0	0.0	0.0	0.0	0.0	0.0	0.0	0.0	0.0	0.0
Alberta Elec.Generation	0.0	0.0	0.0	0.0	0.0	0.0	0.0	0.0	0.0	0.0	0.0	0.0	0.0
Shrinkage													
Acid Gas	0.0	0.0	0.0	0.0	0.0	0.0	0.0	0.0	0.0	0.0	0.0	0.0	0.0
Other products	163.3	147.6	167.3	160.3	148.7	147.1	150.4	146.6	131.5	172.1	155.4	152.8	1,843.1
Fuel	348.5	332.1	334.4	355.0	361.2	366.5	379.5	351.4	330.7	351.4	342.2	350.9	4,203.8
Flared	0.2	0.0	0.0	0.1	0.0	0.3	0.1	0.3	0.0	0.0	0.0	0.0	1.0
Vented	0.2	0.1	0.2	0.2	0.2	0.2	0.2	0.2	0.2	0.2	0.2	0.2	2.3
Diff and Other	712.0	310.7	-19.2	-37.4	165.2	279.6	-18.6	26.2	299.3	-152.1	151.5	269.4	1,986.6
Process and Frac													
Pentanes Plus	0.5	0.0	1.0	0.0	0.0	0.0	0.0	1.5	3.8	0.0	5.4	6.2	18.4
Propane	0.0	0.0	0.0	0.0	0.0	0.0	0.0	0.0	0.0	0.0	0.0	0.0	0.0
Butanes	0.0	0.0	0.0	0.0	0.0	0.0	0.0	0.0	0.0	0.0	0.0	0.0	0.0
Ethane	0.0	0.0	0.0	0.0	0.0	0.0	0.0	0.0	0.0	0.0	0.0	0.0	0.0
NGL	698.9	623.4	708.7	682.3	637.6	624.7	639.3	623.5	557.2	724.8	654.0	637.0	7,811.4
Sulphur	0.0	0.0	0.0	0.0	0.0	0.0	0.0	0.0	0.0	0.0	0.0	0.0	0.0
Sulphur Closing Inv	0.0	0.0	0.0	0.0	0.0	0.0	0.0	0.0	0.0	0.0	0.0	0.0	0.0

Unit of Measurement: Gas and Gas equivalent products: 1000m3, Liquids: m3, Sulphur: MTS

VPR6200

Facility ID ABGP0001093

Facility Name FERRIER 09-22-39-8w5

Facility Licence # 7422

Facility Operator OHE9 CNRL

Production Month	201701	201702	201703	201704	201705	201706	201707	201708	201709	201710	201711	201712	Totals
Receipts													
Receipts from Alberta Facilities	7,831.6	7,114.4	8,044.0	7,142.4	6,783.2	7,279.0	7,157.1	6,297.3	6,475.2	6,533.4	6,352.4	6,859.3	83,869.3
Receipts from Non-Alberta Facilities	0.0	0.0	0.0	0.0	0.0	0.0	0.0	0.0	0.0	0.0	0.0	0.0	0.0
Dispositions													
Disposition													
Battery	0.0	0.0	0.0	0.0	0.0	0.0	0.0	0.0	0.0	0.0	0.0	0.0	0.0
Gas Gathering System	0.0	0.0	0.0	0.0	0.0	0.0	0.0	0.0	0.0	0.0	0.0	0.0	0.0
Gas Plant	0.0	0.0	0.0	0.0	0.0	0.0	0.0	0.0	0.0	0.0	0.0	0.0	0.0
Injection Facility	0.0	0.0	0.0	0.0	0.0	0.0	0.0	0.0	0.0	0.0	0.0	0.0	0.0
Meter Station	7,464.9	6,741.6	7,551.4	6,695.0	6,333.2	6,811.7	6,687.5	5,887.8	6,062.5	6,127.3	6,000.7	6,560.4	78,924.0
Other	0.0	0.0	0.0	0.0	0.0	0.0	0.0	0.0	0.0	0.0	0.0	0.0	0.0
Alberta Commercial	0.0	0.0	0.0	0.0	0.0	0.0	0.0	0.0	0.0	0.0	0.0	0.0	0.0
Alberta Industrial	0.0	0.0	0.0	0.0	0.0	0.0	0.0	0.0	0.0	0.0	0.0	0.0	0.0
Alberta Residential	0.0	0.0	0.0	0.0	0.0	0.0	0.0	0.0	0.0	0.0	0.0	0.0	0.0
Alberta Elec.Generation	0.0	0.0	0.0	0.0	0.0	0.0	0.0	0.0	0.0	0.0	0.0	0.0	0.0
Shrinkage													
Acid Gas	0.0	0.0	0.0	0.0	0.0	0.0	0.0	0.0	0.0	0.0	0.0	0.0	0.0
Other products	404.3	397.4	479.9	401.3	400.0	410.6	395.8	318.4	331.6	371.4	364.2	361.7	4,636.6
Fuel	75.9	69.6	73.0	71.6	65.6	64.1	62.5	57.3	57.8	62.0	57.1	74.5	791.0
Flared	26.4	4.8	1.2	6.5	8.4	8.1	6.3	8.4	6.5	5.1	10.2	9.6	101.5
Vented	0.0	0.0	0.0	0.0	0.0	0.0	0.0	0.0	0.0	0.0	0.0	0.0	0.0
Diff and Other	-139.9	-99.0	-61.5	-32.0	-24.0	-15.5	5.0	25.4	16.8	-32.4	-79.8	-146.9	-583.8
Process and Frac													
Pentanes Plus	4.3	0.0	0.0	0.2	0.0	0.0	0.0	0.0	1.0	4.3	0.0	0.0	9.8
Propane	0.0	0.0	0.0	0.0	0.0	0.0	0.0	0.0	0.0	0.0	0.0	0.0	0.0
Butanes	0.0	0.0	0.0	0.0	0.0	0.0	0.0	0.0	0.0	0.0	0.0	0.0	0.0
Ethane	0.0	0.0	0.0	0.0	0.0	0.0	0.0	0.0	0.0	0.0	0.0	0.0	0.0
NGL	1,662.2	1,626.0	1,968.3	1,617.1	1,630.6	1,689.3	1,636.9	1,335.9	1,375.4	1,540.7	1,453.7	1,452.2	18,988.3
Sulphur	0.0	0.0	0.0	0.0	0.0	0.0	0.0	0.0	0.0	0.0	0.0	0.0	0.0
Sulphur Closing Inv	0.0	0.0	0.0	0.0	0.0	0.0	0.0	0.0	0.0	0.0	0.0	0.0	0.0

Unit of Measurement: Gas and Gas equivalent products: 1000m3, Liquids: m3, Sulphur: MTS

VPR6200

Facility ID ABGP0001095

Facility Name CDN 88 TWINING

Facility Licence # 4247

Facility Operator A7H2 SOC

Production Month	201701	201702	201703	201704	201705	201706	201707	201708	201709	201710	201711	201712	Totals
Receipts													
Receipts from Alberta Facilities	4,031.7	3,522.2	3,961.3	3,883.8	3,992.9	3,925.9	4,156.0	4,280.4	4,041.4	4,114.0	3,900.8	3,908.6	47,719.0
Receipts from Non-Alberta Facilities	0.0	0.0	0.0	0.0	0.0	0.0	0.0	0.0	0.0	0.0	0.0	0.0	0.0
Dispositions													
Disposition													
Battery	0.0	0.0	0.0	0.0	0.0	0.0	0.0	0.0	0.0	0.0	0.0	0.0	0.0
Gas Gathering System	107.5	96.5	111.4	116.6	123.6	103.3	100.4	103.2	99.3	100.1	93.6	103.6	1,259.1
Gas Plant	0.0	0.0	0.0	0.0	0.0	0.0	0.0	0.0	0.0	0.0	0.0	0.0	0.0
Injection Facility	0.0	0.0	0.0	0.0	0.0	0.0	0.0	0.0	0.0	0.0	0.0	0.0	0.0
Meter Station	3,714.8	3,250.7	3,656.9	3,585.8	3,686.9	3,661.4	3,858.4	3,932.1	3,717.0	3,774.7	3,577.0	3,576.2	43,991.9
Other	0.0	0.0	0.0	0.0	0.0	0.0	0.0	0.0	0.0	0.0	0.0	0.0	0.0
Alberta Commercial	0.0	0.0	0.0	0.0	0.0	0.0	0.0	0.0	0.0	0.0	0.0	0.0	0.0
Alberta Industrial	0.0	0.0	0.0	0.0	0.0	0.0	0.0	0.0	0.0	0.0	0.0	0.0	0.0
Alberta Residential	0.0	0.0	0.0	0.0	0.0	0.0	0.0	0.0	0.0	0.0	0.0	0.0	0.0
Alberta Elec.Generation	0.0	0.0	0.0	0.0	0.0	0.0	0.0	0.0	0.0	0.0	0.0	0.0	0.0
Shrinkage													
Acid Gas	0.0	0.0	0.0	0.0	0.0	0.0	0.0	0.0	0.0	0.0	0.0	0.0	0.0
Other products	234.9	213.2	244.2	237.6	238.8	217.5	234.9	266.8	243.9	257.0	245.2	260.5	2,894.5
Fuel	26.3	23.7	26.2	24.1	22.9	20.2	21.0	22.1	22.1	25.9	26.4	28.3	289.2
Flared	0.1	0.1	0.1	0.0	0.1	0.0	1.3	0.0	0.0	1.3	0.3	0.0	3.3
Vented	0.0	0.0	0.0	0.0	0.0	0.0	0.0	0.0	0.0	0.0	0.0	0.0	0.0
Diff and Other	-51.9	-62.0	-77.5	-80.3	-79.4	-76.5	-60.0	-43.8	-40.9	-45.0	-41.7	-60.0	-719.0
Process and Frac													
Pentanes Plus	22.7	6.2	13.3	5.7	8.0	15.6	8.9	3.9	0.0	30.3	5.1	0.0	119.7
Propane	0.0	0.0	0.0	0.0	0.0	0.0	0.0	0.0	0.0	0.0	0.0	0.0	0.0
Butanes	0.0	0.0	0.0	0.0	0.0	0.0	0.0	0.0	0.0	0.0	0.0	0.0	0.0
Ethane	0.0	0.0	0.0	0.0	0.0	0.0	0.0	0.0	0.0	0.0	0.0	0.0	0.0
NGL	943.2	868.8	989.3	969.1	971.8	891.0	968.5	1,105.3	1,013.5	1,041.9	1,014.4	1,063.1	11,839.9
Sulphur	0.0	0.0	0.0	0.0	0.0	0.0	0.0	0.0	0.0	0.0	0.0	0.0	0.0
Sulphur Closing Inv	0.0	0.0	0.0	0.0	0.0	0.0	0.0	0.0	0.0	0.0	0.0	0.0	0.0

Unit of Measurement: Gas and Gas equivalent products: 1000m3, Liquids: m3, Sulphur: MTS

VPR6200

Facility ID ABGP0001097

Facility Name CONOCO GHOST PINE

Facility Licence # 4228

Facility Operator A1GR PINE CLIFF

Production Month	201701	201702	201703	201704	201705	201706	201707	201708	201709	201710	201711	201712	Totals
Receipts													
Receipts from Alberta Facilities	16,760.5	14,930.7	16,453.4	15,682.5	16,077.2	15,650.9	15,060.0	16,258.7	15,982.6	16,564.4	15,504.6	15,692.9	190,618.4
Receipts from Non-Alberta Facilities	0.0	0.0	0.0	0.0	0.0	0.0	0.0	0.0	0.0	0.0	0.0	0.0	0.0
Dispositions													
Disposition													
Battery	0.0	0.0	0.0	0.0	0.0	0.0	0.0	0.0	0.0	0.0	0.0	0.0	0.0
Gas Gathering System	0.0	0.0	0.0	0.0	0.0	0.0	0.0	0.0	0.0	0.0	0.0	0.0	0.0
Gas Plant	361.4	354.7	404.9	395.1	398.9	392.3	362.1	378.0	376.2	383.6	411.4	378.3	4,596.9
Injection Facility	0.0	0.0	0.0	0.0	0.0	0.0	0.0	0.0	0.0	0.0	0.0	0.0	0.0
Meter Station	15,080.5	13,448.3	14,871.1	14,152.2	14,824.3	14,651.3	14,041.6	15,279.0	15,052.3	15,496.5	14,415.9	14,502.4	175,815.4
Other	0.0	0.0	0.0	0.0	0.0	0.0	0.0	0.0	0.0	0.0	0.0	0.0	0.0
Alberta Commercial	0.0	0.0	0.0	0.0	0.0	0.0	0.0	0.0	0.0	0.0	0.0	0.0	0.0
Alberta Industrial	0.0	0.0	0.0	0.0	0.0	0.0	0.0	0.0	0.0	0.0	0.0	0.0	0.0
Alberta Residential	0.0	0.0	0.0	0.0	0.0	0.0	0.0	0.0	0.0	0.0	0.0	0.0	0.0
Alberta Elec.Generation	0.0	0.0	0.0	0.0	0.0	0.0	0.0	0.0	0.0	0.0	0.0	0.0	0.0
Shrinkage													
Acid Gas	0.0	0.0	0.0	0.0	0.0	0.0	0.0	0.0	0.0	0.0	0.0	0.0	0.0
Other products	67.0	62.6	67.9	67.6	44.1	38.0	26.5	34.7	26.1	35.1	38.0	61.3	568.9
Fuel	327.7	297.2	310.6	292.8	319.4	324.7	316.2	329.9	320.5	309.1	300.5	317.9	3,766.5
Flared	0.0	0.1	0.1	0.0	0.1	0.0	0.4	0.1	0.1	0.3	0.4	3.4	5.0
Vented	2.3	2.6	2.3	3.7	2.0	1.3	1.9	2.2	1.4	1.4	1.6	1.9	24.6
Diff and Other	921.6	765.2	796.5	771.1	488.4	243.3	311.3	234.8	206.0	338.4	336.8	427.7	5,841.1
Process and Frac													
Pentanes Plus	324.3	302.8	328.7	326.9	213.4	184.0	128.0	167.7	126.2	169.6	183.7	296.5	2,751.8
Propane	0.0	0.0	0.0	0.0	0.0	0.0	0.0	0.0	0.0	0.0	0.0	0.0	0.0
Butanes	0.0	0.0	0.0	0.0	0.0	0.0	0.0	0.0	0.0	0.0	0.0	0.0	0.0
Ethane	0.0	0.0	0.0	0.0	0.0	0.0	0.0	0.0	0.0	0.0	0.0	0.0	0.0
NGL	0.0	0.0	0.0	0.0	0.0	0.0	0.0	0.0	0.0	0.0	0.0	0.0	0.0
Sulphur	0.0	0.0	0.0	0.0	0.0	0.0	0.0	0.0	0.0	0.0	0.0	0.0	0.0
Sulphur Closing Inv	0.0	0.0	0.0	0.0	0.0	0.0	0.0	0.0	0.0	0.0	0.0	0.0	0.0

Unit of Measurement: Gas and Gas equivalent products: 1000m3, Liquids: m3, Sulphur: MTS

VPR6200

Facility ID ABGP0001103

Facility Name ENCAL SYLVAN LK

Facility Licence # 6681

Facility Operator OZOH HARVEST

Production Month	201701	201702	201703	201704	201705	201706	201707	201708	201709	201710	201711	201712	Totals
Receipts													
Receipts from Alberta Facilities	946.2	874.8	993.0	922.9	926.2	978.9	967.4	1,599.1	1,638.1	1,914.9	2,190.0	2,169.5	16,121.0
Receipts from Non-Alberta Facilities	0.0	0.0	0.0	0.0	0.0	0.0	0.0	0.0	0.0	0.0	0.0	0.0	0.0
Dispositions													
Disposition													
Battery	0.0	0.0	0.0	0.0	0.0	0.0	0.0	0.0	0.0	0.0	0.0	0.0	0.0
Gas Gathering System	39.1	39.1	39.5	38.3	39.9	39.6	42.0	45.6	38.7	40.1	46.6	45.7	494.2
Gas Plant	0.0	0.0	0.0	0.0	0.0	0.0	0.0	0.0	0.0	0.0	0.0	0.0	0.0
Injection Facility	0.0	0.0	0.0	0.0	0.0	0.0	0.0	0.0	0.0	0.0	0.0	0.0	0.0
Meter Station	883.1	793.6	890.1	834.0	859.7	856.2	870.5	1,514.5	1,560.0	1,838.2	2,109.2	2,089.5	15,098.6
Other	0.0	0.0	0.0	0.0	0.0	0.0	0.0	0.0	0.0	0.0	0.0	0.0	0.0
Alberta Commercial	0.0	0.0	0.0	0.0	0.0	0.0	0.0	0.0	0.0	0.0	0.0	0.0	0.0
Alberta Industrial	0.0	0.0	0.0	0.0	0.0	0.0	0.0	0.0	0.0	0.0	0.0	0.0	0.0
Alberta Residential	0.0	0.0	0.0	0.0	0.0	0.0	0.0	0.0	0.0	0.0	0.0	0.0	0.0
Alberta Elec.Generation	0.0	0.0	0.0	0.0	0.0	0.0	0.0	0.0	0.0	0.0	0.0	0.0	0.0
Shrinkage													
Acid Gas	0.0	0.0	0.0	0.0	0.0	0.0	0.0	0.0	0.0	0.0	0.0	0.0	0.0
Other products	26.1	19.7	21.7	25.8	24.4	24.0	26.0	44.1	48.5	41.9	52.3	61.5	416.0
Fuel	11.0	10.4	11.6	10.5	8.6	8.0	8.6	9.1	7.2	7.9	10.6	12.1	115.6
Flared	0.0	0.0	0.0	0.0	0.0	0.0	0.0	0.0	0.0	0.0	0.0	0.0	0.0
Vented	0.0	0.6	0.0	0.3	0.3	0.0	0.0	0.1	0.0	3.2	0.9	0.5	5.9
Diff and Other	-13.1	11.4	30.1	14.0	-6.7	51.1	20.3	-14.3	-16.3	-16.4	-29.6	-39.8	-9.3
Process and Frac													
Pentanes Plus	0.0	0.0	0.0	0.0	0.0	0.0	0.0	0.0	0.0	0.0	0.0	0.0	0.0
Propane	0.0	0.0	0.0	0.0	0.0	0.0	0.0	0.0	0.0	0.0	0.0	0.0	0.0
Butanes	0.0	0.0	0.0	0.0	0.0	0.0	0.0	0.0	0.0	0.0	0.0	0.0	0.0
Ethane	0.0	0.0	0.0	0.0	0.0	0.0	0.0	0.0	0.0	0.0	0.0	0.0	0.0
NGL	114.7	86.3	95.4	113.3	107.3	103.9	111.7	189.9	208.5	180.4	225.5	264.5	1,801.4
Sulphur	0.0	0.0	0.0	0.0	0.0	0.0	0.0	0.0	0.0	0.0	0.0	0.0	0.0
Sulphur Closing Inv	0.0	0.0	0.0	0.0	0.0	0.0	0.0	0.0	0.0	0.0	0.0	0.0	0.0

Unit of Measurement: Gas and Gas equivalent products: 1000m3, Liquids: m3, Sulphur: MTS

VPR6200

Facility ID ABGP0001106

Facility Name HUSKY ELNORA 5-19

Facility Licence # 5106

Facility Operator A663 TEAC

Production Month	201701	201702	201703	201704	201705	201706	201707	201708	201709	201710	201711	201712	Totals
Receipts													
Receipts from Alberta Facilities	4,216.0	3,707.5	4,374.7	4,158.9	4,345.1	4,197.9	4,270.1	4,370.9	4,072.9	4,623.0	5,318.3	5,345.1	53,000.4
Receipts from Non-Alberta Facilities	0.0	0.0	0.0	0.0	0.0	0.0	0.0	0.0	0.0	0.0	0.0	0.0	0.0
Dispositions													
Disposition													
Battery	0.0	0.0	0.0	0.0	0.0	0.0	0.0	0.0	0.0	0.0	0.0	0.0	0.0
Gas Gathering System	0.0	0.0	0.0	0.0	0.0	0.0	0.0	0.0	0.0	0.0	0.0	0.0	0.0
Gas Plant	0.0	0.0	0.0	0.0	0.0	0.0	0.0	0.0	0.0	0.0	0.0	0.0	0.0
Injection Facility	0.0	0.0	0.0	0.0	0.0	0.0	0.0	0.0	0.0	0.0	0.0	0.0	0.0
Meter Station	3,571.9	3,030.2	3,560.1	3,502.6	3,681.3	3,576.7	3,565.1	3,591.5	3,450.3	3,991.7	4,564.8	4,544.2	44,630.4
Other	0.0	0.0	0.0	0.0	0.0	0.0	0.0	0.0	0.0	0.0	0.0	0.0	0.0
Alberta Commercial	0.0	0.0	0.0	0.0	0.0	0.0	0.0	0.0	0.0	0.0	0.0	0.0	0.0
Alberta Industrial	0.0	0.0	0.0	0.0	0.0	0.0	0.0	0.0	0.0	0.0	0.0	0.0	0.0
Alberta Residential	0.0	0.0	0.0	0.0	0.0	0.0	0.0	0.0	0.0	0.0	0.0	0.0	0.0
Alberta Elec.Generation	0.0	0.0	0.0	0.0	0.0	0.0	0.0	0.0	0.0	0.0	0.0	0.0	0.0
Shrinkage													
Acid Gas	0.0	0.0	0.0	0.0	0.0	0.0	0.0	0.0	0.0	0.0	0.0	0.0	0.0
Other products	288.8	256.4	318.7	309.3	342.1	341.2	326.7	356.3	297.0	234.3	235.0	183.0	3,488.8
Fuel	349.5	320.1	309.9	0.0	324.0	338.7	360.5	375.4	343.3	367.2	392.8	418.6	3,900.0
Flared	0.0	0.0	0.0	0.0	0.0	0.0	0.0	0.0	0.0	0.0	0.0	0.0	0.0
Vented	2.0	1.6	0.0	0.4	0.3	0.6	0.5	0.4	0.6	6.9	0.4	1.0	14.7
Diff and Other	3.8	99.2	186.0	346.6	-2.6	-59.3	17.3	47.3	-18.3	22.9	125.3	198.3	966.5
Process and Frac													
Pentanes Plus	46.4	45.1	70.5	33.4	88.0	45.4	25.5	58.7	72.8	43.4	27.5	32.7	589.4
Propane	0.0	0.0	0.0	0.0	0.0	0.0	0.0	0.0	0.0	0.0	0.0	0.0	0.0
Butanes	0.0	0.0	0.0	0.0	0.0	0.0	0.0	0.0	0.0	0.0	0.0	0.0	0.0
Ethane	0.0	0.0	0.0	0.0	0.0	0.0	0.0	0.0	0.0	0.0	0.0	0.0	0.0
NGL	1,181.3	1,048.0	1,242.6	1,244.2	1,335.8	1,369.2	1,347.0	1,441.4	1,192.8	952.1	917.2	717.5	13,989.1
Sulphur	0.0	0.0	0.0	0.0	0.0	0.0	0.0	0.0	0.0	0.0	0.0	0.0	0.0
Sulphur Closing Inv	0.0	0.0	0.0	0.0	0.0	0.0	0.0	0.0	0.0	0.0	0.0	0.0	0.0

Unit of Measurement: Gas and Gas equivalent products: 1000m3, Liquids: m3, Sulphur: MTS

VPR6200

Facility ID ABGP0001110

Facility Name FERRIER 1-20-39-7w5

Facility Licence # 7412

Facility Operator OHE9 CNRL

Production Month	201701	201702	201703	201704	201705	201706	201707	201708	201709	201710	201711	201712	Totals
Receipts													
Receipts from Alberta Facilities	19,983.5	18,992.9	21,025.8	18,916.0	18,775.2	15,225.1	18,055.3	17,340.3	16,486.3	15,540.1	14,781.0	15,013.7	210,135.2
Receipts from Non-Alberta Facilities	0.0	0.0	0.0	0.0	0.0	0.0	0.0	0.0	0.0	0.0	0.0	0.0	0.0
Dispositions													
Disposition													
Battery	159.5	152.9	169.0	158.3	154.1	126.5	149.9	145.3	146.4	145.0	150.0	154.9	1,811.8
Gas Gathering System	0.0	0.0	0.0	0.0	0.0	0.0	0.0	0.0	0.0	0.0	0.0	0.0	0.0
Gas Plant	0.0	0.0	0.0	0.0	0.0	0.0	0.0	0.0	0.0	0.0	0.0	0.0	0.0
Injection Facility	0.0	0.0	0.0	0.0	0.0	0.0	0.0	0.0	0.0	0.0	0.0	0.0	0.0
Meter Station	17,640.9	16,460.1	18,460.7	16,786.0	16,575.2	13,322.2	15,976.8	15,211.5	14,178.1	13,323.0	12,663.6	12,873.4	183,471.5
Other	0.0	0.0	0.0	0.0	0.0	0.0	0.0	0.0	0.0	0.0	0.0	0.0	0.0
Alberta Commercial	0.0	0.0	0.0	0.0	0.0	0.0	0.0	0.0	0.0	0.0	0.0	0.0	0.0
Alberta Industrial	0.0	0.0	0.0	0.0	0.0	0.0	0.0	0.0	0.0	0.0	0.0	0.0	0.0
Alberta Residential	0.0	0.0	0.0	0.0	0.0	0.0	0.0	0.0	0.0	0.0	0.0	0.0	0.0
Alberta Elec.Generation	0.0	0.0	0.0	0.0	0.0	0.0	0.0	0.0	0.0	0.0	0.0	0.0	0.0
Shrinkage													
Acid Gas	0.0	0.0	0.0	0.0	0.0	0.0	0.0	0.0	0.0	0.0	0.0	0.0	0.0
Other products	721.5	715.5	876.5	832.6	823.2	689.3	759.9	745.2	817.9	775.3	774.8	753.9	9,285.6
Fuel	654.1	627.4	693.4	649.5	632.2	518.8	614.7	596.1	620.7	615.3	635.8	655.7	7,513.7
Flared	41.8	41.0	15.5	9.5	11.0	22.5	9.9	2.6	10.2	18.4	11.7	10.7	204.8
Vented	0.0	0.0	0.0	0.0	0.0	0.0	0.0	0.0	0.0	0.0	0.0	0.0	0.0
Diff and Other	765.7	996.0	810.7	480.1	579.5	545.8	544.1	639.6	713.0	663.1	545.1	565.1	7,847.8
Process and Frac													
Pentanes Plus	0.0	0.0	0.0	1.5	0.0	0.0	0.0	0.0	0.0	0.0	0.0	0.0	1.5
Propane	0.0	0.0	0.0	0.0	0.0	0.0	0.0	0.0	0.0	0.0	0.0	0.0	0.0
Butanes	0.0	0.0	0.0	0.0	0.0	0.0	0.0	0.0	0.0	0.0	0.0	0.0	0.0
Ethane	0.0	0.0	0.0	0.0	0.0	0.0	0.0	0.0	0.0	0.0	0.0	0.0	0.0
NGL	3,020.8	2,973.3	3,621.3	3,430.4	3,410.9	2,856.5	3,178.5	3,119.3	3,405.8	3,221.7	3,190.1	3,109.7	38,538.3
Sulphur	0.0	0.0	0.0	0.0	0.0	0.0	0.0	0.0	0.0	0.0	0.0	0.0	0.0
Sulphur Closing Inv	0.0	0.0	0.0	0.0	0.0	0.0	0.0	0.0	0.0	0.0	0.0	0.0	0.0

Unit of Measurement: Gas and Gas equivalent products: 1000m3, Liquids: m3, Sulphur: MTS

VPR6200

Facility ID ABGP0001116

Facility Name APACHE PROVOST

Facility Licence # 7121

Facility Operator A7BT KARVE

Production Month	201701	201702	201703	201704	201705	201706	201707	201708	201709	201710	201711	201712	Totals
Receipts													
Receipts from Alberta Facilities	1,681.1	1,627.4	1,747.4	1,693.8	1,800.3	1,501.9	1,855.2	1,750.3	1,660.0	1,652.3	1,458.2	1,618.9	20,046.8
Receipts from Non-Alberta Facilities	0.0	0.0	0.0	0.0	0.0	0.0	0.0	0.0	0.0	0.0	0.0	0.0	0.0
Dispositions													
Disposition													
Battery	0.0	0.0	0.0	0.0	0.0	0.0	0.0	0.0	0.0	0.0	0.0	0.0	0.0
Gas Gathering System	0.0	0.0	0.0	0.0	0.0	0.0	0.0	0.0	0.0	0.0	0.0	0.0	0.0
Gas Plant	0.0	0.0	0.0	0.0	0.0	0.0	0.0	0.0	0.0	0.0	543.4	0.0	543.4
Injection Facility	0.0	0.0	0.0	0.0	0.0	0.0	0.0	0.0	0.0	0.0	0.0	0.0	0.0
Meter Station	1,585.8	1,483.1	1,555.5	1,563.6	1,641.8	1,219.3	1,610.8	1,511.8	1,509.5	1,505.0	804.1	1,416.0	17,406.3
Other	0.0	0.0	0.0	0.0	0.0	0.0	0.0	0.0	0.0	0.0	0.0	0.0	0.0
Alberta Commercial	0.0	0.0	0.0	0.0	0.0	0.0	0.0	0.0	0.0	0.0	0.0	0.0	0.0
Alberta Industrial	0.0	0.0	0.0	0.0	0.0	0.0	0.0	0.0	0.0	0.0	0.0	0.0	0.0
Alberta Residential	0.0	0.0	0.0	0.0	0.0	0.0	0.0	0.0	0.0	0.0	0.0	0.0	0.0
Alberta Elec.Generation	0.0	0.0	0.0	0.0	0.0	0.0	0.0	0.0	0.0	0.0	0.0	0.0	0.0
Shrinkage													
Acid Gas	0.0	0.0	0.0	0.0	0.0	0.0	0.0	0.0	0.0	0.0	0.0	0.0	0.0
Other products	28.0	27.0	27.6	31.3	33.2	26.1	36.7	33.7	21.8	38.7	13.2	36.5	353.8
Fuel	240.3	217.0	240.3	232.5	240.3	232.5	240.3	240.3	232.5	232.5	232.5	232.5	2,813.5
Flared	0.0	0.0	1.3	0.2	1.8	1.2	0.9	0.9	0.9	0.9	0.4	0.0	8.5
Vented	1.0	1.2	0.9	1.1	1.1	0.9	0.9	1.2	1.2	1.1	1.1	1.1	12.8
Diff and Other	-174.0	-100.9	-78.2	-134.9	-117.9	21.9	-34.4	-37.6	-105.9	-125.9	-136.5	-67.2	-1,091.5
Process and Frac													
Pentanes Plus	0.0	4.8	2.7	6.1	0.0	0.0	0.0	0.0	0.0	0.0	0.0	0.0	13.6
Propane	0.0	0.0	0.0	0.0	0.0	0.0	0.0	0.0	0.0	0.0	0.0	0.0	0.0
Butanes	0.0	0.0	0.0	0.0	0.0	0.0	0.0	0.0	0.0	0.0	0.0	0.0	0.0
Ethane	0.0	0.0	0.0	0.0	0.0	0.0	0.0	0.0	0.0	0.0	0.0	0.0	0.0
NGL	119.9	111.8	115.9	128.3	141.8	111.4	157.4	144.5	93.4	165.4	56.2	159.5	1,505.5
Sulphur	0.0	0.0	0.0	0.0	0.0	0.0	0.0	0.0	0.0	0.0	0.0	0.0	0.0
Sulphur Closing Inv	0.0	0.0	0.0	0.0	0.0	0.0	0.0	0.0	0.0	0.0	0.0	0.0	0.0

Unit of Measurement: Gas and Gas equivalent products: 1000m3, Liquids: m3, Sulphur: MTS

VPR6200

Facility ID ABGP0001118

Facility Name AMOCO EAST GARRINGTON

Facility Licence # 4748

Facility Operator OAW4 PARA

Production Month	201701	201702	201703	201704	201705	201706	201707	201708	201709	201710	201711	201712	Totals
Receipts													
Receipts from Alberta Facilities	4,243.7	3,958.4	4,251.2	4,489.7	4,445.5	4,142.9	4,352.6	3,451.9	4,114.4	3,871.0	3,860.9	3,301.4	48,483.6
Receipts from Non-Alberta Facilities	0.0	0.0	0.0	0.0	0.0	0.0	0.0	0.0	0.0	0.0	0.0	0.0	0.0
Dispositions													
Disposition													
Battery	0.0	0.0	0.0	0.0	0.0	0.0	0.0	0.0	0.0	0.0	0.0	0.0	0.0
Gas Gathering System	0.0	0.0	0.0	0.0	0.0	0.0	0.0	0.0	0.0	0.0	0.0	0.0	0.0
Gas Plant	0.0	0.0	0.0	0.0	0.0	0.0	0.0	0.0	0.0	0.0	0.0	0.0	0.0
Injection Facility	0.0	0.0	0.0	0.0	0.0	0.0	0.0	0.0	0.0	0.0	0.0	0.0	0.0
Meter Station	3,421.0	3,143.6	3,481.1	3,587.6	3,573.4	3,456.0	3,568.9	2,829.4	3,400.1	3,289.3	3,167.5	2,770.7	39,688.6
Other	0.0	0.0	0.0	0.0	0.0	0.0	0.0	0.0	0.0	0.0	0.0	0.0	0.0
Alberta Commercial	0.0	0.0	0.0	0.0	0.0	0.0	0.0	0.0	0.0	0.0	0.0	0.0	0.0
Alberta Industrial	0.0	0.0	0.0	0.0	0.0	0.0	0.0	0.0	0.0	0.0	0.0	0.0	0.0
Alberta Residential	0.0	0.0	0.0	0.0	0.0	0.0	0.0	0.0	0.0	0.0	0.0	0.0	0.0
Alberta Elec.Generation	0.0	0.0	0.0	0.0	0.0	0.0	0.0	0.0	0.0	0.0	0.0	0.0	0.0
Shrinkage													
Acid Gas	0.0	0.0	0.0	0.0	0.0	0.0	0.0	0.0	0.0	0.0	0.0	0.0	0.0
Other products	226.8	203.3	224.6	236.7	253.2	262.8	265.0	210.7	239.6	233.6	228.4	189.4	2,774.1
Fuel	457.5	430.3	472.1	462.8	408.0	362.7	406.9	341.0	412.7	394.6	440.0	385.1	4,973.7
Flared	8.7	2.7	2.7	0.1	0.1	2.8	0.6	4.0	0.1	2.7	5.4	0.0	29.9
Vented	0.0	0.0	0.0	0.0	1.5	0.1	0.0	0.0	0.0	0.0	0.0	0.0	1.6
Diff and Other	129.7	178.5	70.7	202.5	209.3	58.5	111.2	66.8	61.9	-49.2	19.6	-43.8	1,015.7
Process and Frac													
Pentanes Plus	283.7	268.7	254.3	195.9	111.5	84.8	120.0	95.7	114.4	143.2	218.3	159.2	2,049.7
Propane	0.0	0.0	0.0	0.0	0.0	0.0	0.0	0.0	0.0	0.0	0.0	0.0	0.0
Butanes	0.0	0.0	0.0	0.0	0.0	0.0	0.0	0.0	0.0	0.0	0.0	0.0	0.0
Ethane	0.0	0.0	0.0	0.0	0.0	0.0	0.0	0.0	0.0	0.0	0.0	0.0	0.0
NGL	690.5	609.8	707.8	809.4	951.9	1,003.0	987.6	787.0	915.7	841.3	752.6	642.2	9,698.8
Sulphur	0.0	0.0	0.0	0.0	0.0	0.0	0.0	0.0	0.0	0.0	0.0	0.0	0.0
Sulphur Closing Inv	0.0	0.0	0.0	0.0	0.0	0.0	0.0	0.0	0.0	0.0	0.0	0.0	0.0

Unit of Measurement: Gas and Gas equivalent products: 1000m3, Liquids: m3, Sulphur: MTS

VPR6200

Facility ID ABGP0001119

Facility Name DRUMHELLER E. 2-5-28-17w4

Facility Licence # 3785

Facility Operator OHE9 CNRL

Production Month	201701	201702	201703	201704	201705	201706	201707	201708	201709	201710	201711	201712	Totals
Receipts													
Receipts from Alberta Facilities	11,559.8	10,685.7	12,225.5	11,640.8	12,388.9	13,255.6	14,295.6	14,399.9	10,355.5	14,880.4	14,472.8	14,745.3	154,905.8
Receipts from Non-Alberta Facilities	0.0	0.0	0.0	0.0	0.0	0.0	0.0	0.0	0.0	0.0	0.0	0.0	0.0
Dispositions													
Disposition													
Battery	0.0	0.0	0.0	0.0	0.0	0.0	0.0	0.0	0.0	0.0	0.0	0.0	0.0
Gas Gathering System	0.0	0.0	0.0	0.0	0.0	0.0	0.0	0.0	0.0	0.0	0.0	0.0	0.0
Gas Plant	0.0	0.0	0.0	0.0	0.0	0.0	0.0	0.0	0.0	0.0	0.0	0.0	0.0
Injection Facility	0.0	0.0	0.0	0.0	0.0	0.0	0.0	0.0	0.0	0.0	0.0	0.0	0.0
Meter Station	10,865.0	10,253.2	11,550.5	11,138.2	11,770.7	12,931.1	14,049.2	14,038.2	10,262.9	14,541.6	14,226.5	14,236.6	149,863.7
Other	0.0	0.0	0.0	0.0	0.0	0.0	0.0	0.0	0.0	0.0	0.0	0.0	0.0
Alberta Commercial	0.0	0.0	0.0	0.0	0.0	0.0	0.0	0.0	0.0	0.0	0.0	0.0	0.0
Alberta Industrial	0.0	0.0	0.0	0.0	0.0	0.0	0.0	0.0	0.0	0.0	0.0	0.0	0.0
Alberta Residential	0.0	0.0	0.0	0.0	0.0	0.0	0.0	0.0	0.0	0.0	0.0	0.0	0.0
Alberta Elec.Generation	0.0	0.0	0.0	0.0	0.0	0.0	0.0	0.0	0.0	0.0	0.0	0.0	0.0
Shrinkage													
Acid Gas	0.0	0.0	0.0	0.0	0.0	0.0	0.0	0.0	0.0	0.0	0.0	0.0	0.0
Other products	137.7	141.9	158.6	162.3	158.3	144.1	91.0	131.2	79.0	108.2	103.4	104.2	1,519.9
Fuel	324.7	270.4	312.5	296.0	308.0	304.8	330.4	344.3	240.2	308.9	294.8	294.8	3,629.8
Flared	0.0	0.0	0.0	0.0	0.0	0.0	0.0	0.0	0.0	0.0	0.0	0.0	0.0
Vented	0.0	5.7	0.0	5.7	5.8	5.8	5.8	5.8	4.1	5.6	5.6	5.8	55.7
Diff and Other	232.4	14.5	203.9	38.6	146.1	-130.2	-180.8	-119.6	-230.7	-83.9	-157.5	103.9	-163.3
Process and Frac													
Pentanes Plus	0.0	0.0	12.6	0.0	0.2	3.7	0.0	11.5	0.0	8.8	0.0	29.7	66.5
Propane	0.0	0.0	0.0	0.0	0.0	0.0	0.0	0.0	0.0	0.0	0.0	0.0	0.0
Butanes	0.0	0.0	0.0	0.0	0.0	0.0	0.0	0.0	0.0	0.0	0.0	0.0	0.0
Ethane	0.0	0.0	0.0	0.0	0.0	0.0	0.0	0.0	0.0	0.0	0.0	0.0	0.0
NGL	594.9	606.0	668.4	698.8	682.9	633.6	403.2	565.9	347.5	466.0	454.8	428.9	6,550.9
Sulphur	0.0	0.0	0.0	0.0	0.0	0.0	0.0	0.0	0.0	0.0	0.0	0.0	0.0
Sulphur Closing Inv	0.0	0.0	0.0	0.0	0.0	0.0	0.0	0.0	0.0	0.0	0.0	0.0	0.0

Unit of Measurement: Gas and Gas equivalent products: 1000m3, Liquids: m3, Sulphur: MTS

VPR6200

Facility ID ABGP0001122

Facility Name PETRO-CAN FERRIER

Facility Licence # 21793

Facility Operator A68P

Production Month	201701	201702	201703	201704	201705	201706	201707	201708	201709	201710	201711	201712	Totals
Receipts													
Receipts from Alberta Facilities	56,455.9	50,915.7	54,666.7	55,951.5	51,377.7	44,053.2	61,975.1	55,170.2	57,771.3	58,918.1	50,254.0	52,591.6	650,101.0
Receipts from Non-Alberta Facilities	0.0	0.0	0.0	0.0	0.0	0.0	0.0	0.0	0.0	0.0	0.0	0.0	0.0
Dispositions													
Disposition													
Battery	446.8	430.2	470.8	376.0	380.6	372.0	416.9	390.2	395.0	358.1	366.8	372.6	4,776.0
Gas Gathering System	0.0	0.0	0.0	45.9	50.8	33.6	17.9	11.1	10.5	73.4	90.6	95.2	429.0
Gas Plant	0.0	0.0	0.0	0.0	0.0	0.0	0.0	0.0	0.0	0.0	0.0	0.0	0.0
Injection Facility	0.0	0.0	0.0	0.0	0.0	0.0	0.0	0.0	0.0	0.0	0.0	0.0	0.0
Meter Station	49,835.4	45,128.4	48,606.9	49,727.4	45,797.0	39,188.4	55,235.4	49,985.7	52,318.2	52,334.0	44,252.9	46,305.3	578,715.0
Other	0.0	0.0	0.0	0.0	0.0	0.0	0.0	0.0	0.0	0.0	0.0	0.0	0.0
Alberta Commercial	0.0	0.0	0.0	0.0	0.0	0.0	0.0	0.0	0.0	0.0	0.0	0.0	0.0
Alberta Industrial	0.0	0.0	0.0	0.0	0.0	0.0	0.0	0.0	0.0	0.0	0.0	0.0	0.0
Alberta Residential	0.0	0.0	0.0	0.0	0.0	0.0	0.0	0.0	0.0	0.0	0.0	0.0	0.0
Alberta Elec.Generation	0.0	0.0	0.0	0.0	0.0	0.0	0.0	0.0	0.0	0.0	0.0	0.0	0.0
Shrinkage													
Acid Gas	0.0	0.0	0.0	0.0	0.0	0.0	0.0	0.0	0.0	0.0	0.0	0.0	0.0
Other products	4,567.8	3,878.0	4,469.9	4,333.7	3,756.1	3,404.4	4,820.2	4,417.7	4,510.5	4,816.5	4,395.7	4,080.1	51,450.6
Fuel	1,828.6	1,597.0	1,594.0	1,576.1	1,521.8	1,468.3	1,723.0	1,645.1	1,643.8	1,770.9	1,773.3	1,837.9	19,979.8
Flared	54.1	41.9	72.2	76.6	45.1	36.6	77.8	42.5	39.2	50.7	62.0	95.2	693.9
Vented	0.0	0.0	0.0	0.0	0.0	0.0	0.0	0.0	0.0	0.0	0.0	0.0	0.0
Diff and Other	-276.8	-159.8	-547.1	-184.2	-173.7	-450.1	-316.1	-1,322.1	-1,145.9	-485.5	-687.3	-194.7	-5,943.3
Process and Frac													
Pentanes Plus	5,863.3	5,088.7	4,977.3	5,407.6	4,542.2	4,175.7	6,377.5	5,944.9	5,867.4	5,918.0	5,181.7	4,705.9	64,050.2
Propane	9,570.2	8,744.9	10,054.7	8,929.0	8,050.7	7,677.5	10,377.9	9,176.5	9,371.6	10,781.1	9,559.8	9,567.9	111,861.8
Butanes	6,222.5	5,479.6	6,791.5	6,822.4	5,110.9	5,234.9	6,635.7	6,913.1	6,064.1	6,824.8	6,619.0	5,910.4	74,628.9
Ethane	0.0	0.0	0.0	0.0	0.0	0.0	0.0	0.0	0.0	0.0	0.0	0.0	0.0
NGL	0.0	0.0	0.0	0.0	0.0	0.0	0.0	0.0	0.0	0.0	0.0	0.0	0.0
Sulphur	0.0	0.0	0.0	0.0	0.0	0.0	0.0	0.0	0.0	0.0	0.0	0.0	0.0
Sulphur Closing Inv	0.0	0.0	0.0	0.0	0.0	0.0	0.0	0.0	0.0	0.0	0.0	0.0	0.0

Unit of Measurement: Gas and Gas equivalent products: 1000m3, Liquids: m3, Sulphur: MTS

VPR6200

Facility ID ABGP0001125

Facility Name WASKAHIGAN 15-7-64-23W5

Facility Licence # 14212

Facility Operator OHE9 CNRL

Production Month	201701	201702	201703	201704	201705	201706	201707	201708	201709	201710	201711	201712	Totals
Receipts													
Receipts from Alberta Facilities	16,082.2	14,936.5	12,199.6	13,399.5	16,257.4	16,097.5	15,224.9	16,259.0	14,317.5	12,813.1	12,630.8	13,228.4	173,446.4
Receipts from Non-Alberta Facilities	0.0	0.0	0.0	0.0	0.0	0.0	0.0	0.0	0.0	0.0	0.0	0.0	0.0
Dispositions													
Disposition													
Battery	81.2	72.9	54.5	65.9	68.6	71.0	55.6	71.0	68.5	69.5	68.0	74.3	821.0
Gas Gathering System	0.0	0.0	0.0	0.0	0.0	0.0	0.0	0.0	0.0	0.0	0.0	0.0	0.0
Gas Plant	0.0	0.0	0.0	0.0	0.0	0.0	0.0	0.0	0.0	0.0	0.0	0.0	0.0
Injection Facility	0.0	0.0	0.0	0.0	0.0	0.0	0.0	0.0	0.0	0.0	0.0	0.0	0.0
Meter Station	15,242.7	14,689.4	12,244.5	13,477.5	16,037.1	15,492.4	15,018.8	16,166.9	14,259.9	12,601.3	12,520.3	12,932.7	170,683.5
Other	0.0	0.0	0.0	0.0	0.0	0.0	0.0	0.0	0.0	0.0	0.0	0.0	0.0
Alberta Commercial	0.0	0.0	0.0	0.0	0.0	0.0	0.0	0.0	0.0	0.0	0.0	0.0	0.0
Alberta Industrial	0.0	0.0	0.0	0.0	0.0	0.0	0.0	0.0	0.0	0.0	0.0	0.0	0.0
Alberta Residential	0.0	0.0	0.0	0.0	0.0	0.0	0.0	0.0	0.0	0.0	0.0	0.0	0.0
Alberta Elec.Generation	0.0	0.0	0.0	0.0	0.0	0.0	0.0	0.0	0.0	0.0	0.0	0.0	0.0
Shrinkage													
Acid Gas	0.0	0.0	0.0	0.0	0.0	0.0	0.0	0.0	0.0	0.0	0.0	0.0	0.0
Other products	175.6	183.2	169.3	145.7	150.4	165.7	207.0	147.7	193.9	173.3	165.6	167.9	2,045.3
Fuel	189.5	170.2	127.3	153.9	160.0	165.7	129.8	165.6	159.9	162.1	158.8	173.4	1,916.2
Flared	0.0	0.0	0.0	0.0	0.0	0.0	0.0	0.0	0.0	0.0	0.0	0.0	0.0
Vented	0.0	0.0	0.0	0.0	0.0	0.0	0.0	0.8	2.8	0.0	0.1	0.2	3.9
Diff and Other	393.2	-179.2	-396.0	-443.5	-158.7	202.7	-186.3	-293.0	-367.5	-193.1	-282.0	-120.1	-2,023.5
Process and Frac													
Pentanes Plus	161.8	105.1	107.7	70.4	84.4	38.8	148.5	156.0	158.0	131.0	140.4	65.7	1,367.8
Propane	0.0	0.0	0.0	0.0	0.0	0.0	0.0	0.0	0.0	0.0	0.0	0.0	0.0
Butanes	0.0	0.0	0.0	0.0	0.0	0.0	0.0	0.0	0.0	0.0	0.0	0.0	0.0
Ethane	0.0	0.0	0.0	0.0	0.0	0.0	0.0	0.0	0.0	0.0	0.0	0.0	0.0
NGL	659.2	749.6	682.1	591.9	614.8	732.3	813.0	534.9	745.8	678.1	622.8	715.9	8,140.4
Sulphur	0.0	0.0	0.0	0.0	0.0	0.0	0.0	0.0	0.0	0.0	0.0	0.0	0.0
Sulphur Closing Inv	0.0	0.0	0.0	0.0	0.0	0.0	0.0	0.0	0.0	0.0	0.0	0.0	0.0

Unit of Measurement: Gas and Gas equivalent products: 1000m3, Liquids: m3, Sulphur: MTS

VPR6200

Facility ID ABGP0001140

Facility Name LAND FERRYBANK

Facility Licence # 9297

Facility Operator OMM6 LPI

Production Month	201701	201702	201703	201704	201705	201706	201707	201708	201709	201710	201711	201712	Totals
Receipts													
Receipts from Alberta Facilities	460.2	442.3	542.1	516.3	489.4	448.0	501.3	517.2	492.8	492.3	455.0	495.3	5,852.2
Receipts from Non-Alberta Facilities	0.0	0.0	0.0	0.0	0.0	0.0	0.0	0.0	0.0	0.0	0.0	0.0	0.0
Dispositions													
Disposition													
Battery	0.0	0.0	0.0	0.0	0.0	0.0	0.0	0.0	0.0	0.0	0.0	0.0	0.0
Gas Gathering System	402.3	394.1	473.4	461.3	431.4	403.4	445.1	478.7	449.2	430.5	389.0	422.3	5,180.7
Gas Plant	0.0	0.0	0.0	0.0	0.0	0.0	0.0	0.0	0.0	0.0	0.0	0.0	0.0
Injection Facility	0.0	0.0	0.0	0.0	0.0	0.0	0.0	0.0	0.0	0.0	0.0	0.0	0.0
Meter Station	0.0	0.0	0.0	0.0	0.0	0.0	0.0	0.0	0.0	0.0	0.0	0.0	0.0
Other	0.0	0.0	0.0	0.0	0.0	0.0	0.0	0.0	0.0	0.0	0.0	0.0	0.0
Alberta Commercial	0.0	0.0	0.0	0.0	0.0	0.0	0.0	0.0	0.0	0.0	0.0	0.0	0.0
Alberta Industrial	0.0	0.0	0.0	0.0	0.0	0.0	0.0	0.0	0.0	0.0	0.0	0.0	0.0
Alberta Residential	0.0	0.0	0.0	0.0	0.0	0.0	0.0	0.0	0.0	0.0	0.0	0.0	0.0
Alberta Elec.Generation	0.0	0.0	0.0	0.0	0.0	0.0	0.0	0.0	0.0	0.0	0.0	0.0	0.0
Shrinkage													
Acid Gas	0.0	0.0	0.0	0.0	0.0	0.0	0.0	0.0	0.0	0.0	0.0	0.0	0.0
Other products	12.9	0.0	12.7	0.0	17.1	0.0	11.3	11.0	0.0	0.0	10.7	11.8	87.5
Fuel	26.0	27.3	27.6	29.7	20.2	22.6	23.4	13.3	22.6	40.1	34.2	37.3	324.3
Flared	0.0	0.0	2.1	0.3	0.2	0.0	0.0	0.0	0.0	0.0	0.0	0.0	2.6
Vented	0.0	0.0	0.0	0.0	0.0	0.0	0.0	0.0	0.0	0.0	0.0	0.0	0.0
Diff and Other	19.0	20.9	26.3	25.0	20.5	22.0	21.5	14.2	21.0	21.7	21.1	23.9	257.1
Process and Frac													
Pentanes Plus	0.0	0.0	0.0	0.0	0.0	0.0	0.0	0.0	0.0	0.0	0.0	0.0	0.0
Propane	0.0	0.0	0.0	0.0	0.0	0.0	0.0	0.0	0.0	0.0	0.0	0.0	0.0
Butanes	0.0	0.0	0.0	0.0	0.0	0.0	0.0	0.0	0.0	0.0	0.0	0.0	0.0
Ethane	0.0	0.0	0.0	0.0	0.0	0.0	0.0	0.0	0.0	0.0	0.0	0.0	0.0
NGL	54.4	0.0	53.6	0.0	72.8	0.0	47.8	46.4	0.0	0.0	45.6	49.6	370.2
Sulphur	0.0	0.0	0.0	0.0	0.0	0.0	0.0	0.0	0.0	0.0	0.0	0.0	0.0
Sulphur Closing Inv	0.0	0.0	0.0	0.0	0.0	0.0	0.0	0.0	0.0	0.0	0.0	0.0	0.0

Unit of Measurement: Gas and Gas equivalent products: 1000m3, Liquids: m3, Sulphur: MTS

VPR6200

Facility ID ABGP0001143

Facility Name PSEC LEAFLAND 13-16 GP

Facility Licence # 8254

Facility Operator A7DF PSEC

Production Month	201701	201702	201703	201704	201705	201706	201707	201708	201709	201710	201711	201712	Totals
Receipts													
Receipts from Alberta Facilities	2,282.4	2,063.2	2,159.5	2,724.7	3,579.3	3,606.8	3,464.1	3,388.4	3,443.5	3,636.8	3,421.6	3,561.3	37,331.6
Receipts from Non-Alberta Facilities	0.0	0.0	0.0	0.0	0.0	0.0	0.0	0.0	0.0	0.0	0.0	0.0	0.0
Dispositions													
Disposition													
Battery	0.0	0.0	0.0	0.0	0.0	0.0	0.0	0.0	0.0	0.0	0.0	0.0	0.0
Gas Gathering System	0.0	0.0	0.0	0.0	0.0	0.0	0.0	0.0	0.0	0.0	0.0	0.0	0.0
Gas Plant	0.0	0.0	0.0	0.0	0.0	0.0	0.0	0.0	0.0	0.0	0.0	0.0	0.0
Injection Facility	0.0	0.0	0.0	0.0	0.0	0.0	0.0	0.0	0.0	0.0	0.0	0.0	0.0
Meter Station	1,963.9	1,790.4	1,957.7	2,589.6	3,197.4	3,469.2	3,241.7	2,953.1	3,237.7	3,368.5	3,226.1	3,277.1	34,272.4
Other	0.0	0.0	0.0	0.0	0.0	0.0	0.0	0.0	0.0	0.0	0.0	0.0	0.0
Alberta Commercial	0.0	0.0	0.0	0.0	0.0	0.0	0.0	0.0	0.0	0.0	0.0	0.0	0.0
Alberta Industrial	0.0	0.0	0.0	0.0	0.0	0.0	0.0	0.0	0.0	0.0	0.0	0.0	0.0
Alberta Residential	0.0	0.0	0.0	0.0	0.0	0.0	0.0	0.0	0.0	0.0	0.0	0.0	0.0
Alberta Elec.Generation	0.0	0.0	0.0	0.0	0.0	0.0	0.0	0.0	0.0	0.0	0.0	0.0	0.0
Shrinkage													
Acid Gas	0.0	0.0	0.0	0.0	0.0	0.0	0.0	0.0	0.0	0.0	0.0	0.0	0.0
Other products	47.0	68.8	68.6	80.0	86.8	118.9	92.3	133.0	115.3	117.8	101.0	98.2	1,127.7
Fuel	183.4	165.6	180.7	169.4	220.6	233.1	221.4	201.3	212.3	213.3	204.5	218.3	2,423.9
Flared	0.0	0.8	0.0	3.9	20.6	2.0	0.0	1.7	0.9	0.9	2.0	1.1	33.9
Vented	0.0	0.0	0.1	0.0	0.0	0.1	0.0	0.0	0.1	0.9	0.0	0.0	1.2
Diff and Other	88.1	37.6	-47.6	-118.2	53.9	-216.5	-91.3	99.3	-122.8	-64.6	-112.0	-33.4	-527.5
Process and Frac													
Pentanes Plus	13.6	13.8	32.0	19.1	8.4	13.1	6.0	10.4	12.8	8.1	11.9	10.4	159.6
Propane	0.0	0.0	0.0	0.0	0.0	0.0	0.0	0.0	0.0	0.0	0.0	0.0	0.0
Butanes	0.0	0.0	0.0	0.0	0.0	0.0	0.0	0.0	0.0	0.0	0.0	0.0	0.0
Ethane	0.0	0.0	0.0	0.0	0.0	0.0	0.0	0.0	0.0	0.0	0.0	0.0	0.0
NGL	190.5	281.6	262.8	319.0	359.5	480.6	384.1	538.0	469.5	485.0	414.3	403.0	4,587.9
Sulphur	0.0	0.0	0.0	0.0	0.0	0.0	0.0	0.0	0.0	0.0	0.0	0.0	0.0
Sulphur Closing Inv	0.0	0.0	0.0	0.0	0.0	0.0	0.0	0.0	0.0	0.0	0.0	0.0	0.0

Unit of Measurement: Gas and Gas equivalent products: 1000m3, Liquids: m3, Sulphur: MTS

VPR6200

Facility ID ABGP0001149

Facility Name 00/06-15-048-03W5 Pembina GP

Facility Licence # 10674

Facility Operator A6GD SINOPEC

Production Month	201701	201702	201703	201704	201705	201706	201707	201708	201709	201710	201711	201712	Totals
Receipts													
Receipts from Alberta Facilities	3,356.2	2,953.6	3,207.7	3,025.9	3,296.8	2,994.9	3,147.9	3,136.1	2,922.7	2,886.6	2,663.3	2,640.7	36,232.4
Receipts from Non-Alberta Facilities	0.0	0.0	0.0	0.0	0.0	0.0	0.0	0.0	0.0	0.0	0.0	0.0	0.0
Dispositions													
Disposition													
Battery	28.6	23.9	30.7	19.9	12.5	11.1	6.9	7.3	9.6	15.9	22.3	23.5	212.2
Gas Gathering System	0.0	0.0	0.0	0.0	0.0	0.0	0.0	0.0	0.0	0.0	0.0	0.0	0.0
Gas Plant	0.0	0.0	0.0	0.0	0.0	0.0	0.0	0.0	0.0	0.0	0.0	0.0	0.0
Injection Facility	0.0	0.0	0.0	0.0	0.0	0.0	0.0	0.0	0.0	0.0	0.0	0.0	0.0
Meter Station	2,908.9	2,569.7	2,788.6	2,619.4	2,871.2	2,534.2	2,708.6	2,673.9	2,541.6	2,550.7	2,294.2	2,272.4	31,333.4
Other	0.0	0.0	0.0	0.0	0.0	0.0	0.0	0.0	0.0	0.0	0.0	0.0	0.0
Alberta Commercial	0.0	0.0	0.0	0.0	0.0	0.0	0.0	0.0	0.0	0.0	0.0	0.0	0.0
Alberta Industrial	0.0	0.0	0.0	0.0	0.0	0.0	0.0	0.0	0.0	0.0	0.0	0.0	0.0
Alberta Residential	0.0	0.0	0.0	0.0	0.0	0.0	0.0	0.0	0.0	0.0	0.0	0.0	0.0
Alberta Elec.Generation	0.0	0.0	0.0	0.0	0.0	0.0	0.0	0.0	0.0	0.0	0.0	0.0	0.0
Shrinkage													
Acid Gas	0.0	0.0	0.0	0.0	0.0	0.0	0.0	0.0	0.0	0.0	0.0	0.0	0.0
Other products	149.6	133.2	139.0	126.4	140.2	120.3	135.7	147.3	142.9	134.6	122.7	101.2	1,593.1
Fuel	14.4	12.4	13.4	10.1	7.7	7.9	6.6	6.9	7.1	9.8	10.7	13.2	120.2
Flared	7.7	1.0	4.7	19.1	4.8	33.5	7.5	3.6	0.9	14.0	22.4	1.5	120.7
Vented	0.0	0.0	0.0	0.0	0.0	0.0	0.0	0.0	0.0	0.0	0.0	0.0	0.0
Diff and Other	247.0	213.4	231.3	231.0	260.4	287.9	282.6	297.1	220.6	161.6	191.0	228.9	2,852.8
Process and Frac													
Pentanes Plus	0.0	0.0	0.0	0.0	0.0	0.0	0.0	0.0	0.0	0.0	0.0	0.0	0.0
Propane	0.0	0.0	0.0	0.0	0.0	0.0	0.0	0.0	0.0	0.0	0.0	0.0	0.0
Butanes	0.0	0.0	0.0	0.0	0.0	0.0	0.0	0.0	0.0	0.0	0.0	0.0	0.0
Ethane	0.0	0.0	0.0	0.0	0.0	0.0	0.0	0.0	0.0	0.0	0.0	0.0	0.0
NGL	637.8	565.7	588.6	538.4	593.6	510.1	579.2	620.1	601.7	568.3	524.3	437.6	6,765.4
Sulphur	0.0	0.0	0.0	0.0	0.0	0.0	0.0	0.0	0.0	0.0	0.0	0.0	0.0
Sulphur Closing Inv	0.0	0.0	0.0	0.0	0.0	0.0	0.0	0.0	0.0	0.0	0.0	0.0	0.0

Unit of Measurement: Gas and Gas equivalent products: 1000m3, Liquids: m3, Sulphur: MTS

VPR6200

Facility ID ABGP0001153

Facility Name FERRYBANK 02-01 GAS PLANT

Facility Licence # 9522

Facility Operator A5RX BEC

Production Month	201701	201702	201703	201704	201705	201706	201707	201708	201709	201710	201711	201712	Totals
Receipts													
Receipts from Alberta Facilities	6,149.9	5,038.0	6,871.4	6,318.6	8,453.3	8,597.9	8,339.0	10,110.3	8,968.0	7,792.0	6,839.6	6,707.4	90,185.4
Receipts from Non-Alberta Facilities	0.0	0.0	0.0	0.0	0.0	0.0	0.0	0.0	0.0	0.0	0.0	0.0	0.0
Dispositions													
Disposition													
Battery	0.0	0.0	0.0	0.0	0.0	0.0	0.0	0.0	0.0	0.0	0.0	0.0	0.0
Gas Gathering System	5,880.5	4,755.9	6,521.8	6,030.5	8,031.3	8,135.5	7,683.5	9,504.8	8,322.6	7,080.1	6,200.9	6,199.6	84,347.0
Gas Plant	0.0	0.0	0.0	0.0	0.0	0.0	0.0	0.0	0.0	0.0	0.0	0.0	0.0
Injection Facility	0.0	0.0	0.0	0.0	0.0	0.0	0.0	0.0	0.0	0.0	0.0	0.0	0.0
Meter Station	0.0	0.0	0.0	0.0	0.0	0.0	0.0	0.0	0.0	0.0	0.0	0.0	0.0
Other	0.0	0.0	0.0	0.0	0.0	0.0	0.0	0.0	0.0	0.0	0.0	0.0	0.0
Alberta Commercial	0.0	0.0	0.0	0.0	0.0	0.0	0.0	0.0	0.0	0.0	0.0	0.0	0.0
Alberta Industrial	0.0	0.0	0.0	0.0	0.0	0.0	0.0	0.0	0.0	0.0	0.0	0.0	0.0
Alberta Residential	0.0	0.0	0.0	0.0	0.0	0.0	0.0	0.0	0.0	0.0	0.0	0.0	0.0
Alberta Elec.Generation	0.0	0.0	0.0	0.0	0.0	0.0	0.0	0.0	0.0	0.0	0.0	0.0	0.0
Shrinkage													
Acid Gas	0.0	0.0	0.0	0.0	0.0	0.0	0.0	0.0	0.0	0.0	0.0	0.0	0.0
Other products	183.7	174.3	216.3	226.0	283.3	407.8	444.0	498.0	453.6	397.3	320.8	318.0	3,923.1
Fuel	185.4	0.0	183.9	150.9	172.5	219.5	252.9	0.0	240.2	0.0	244.2	248.2	1,897.7
Flared	12.2	0.0	0.7	0.8	5.1	12.3	15.8	0.0	20.9	0.0	11.1	12.6	91.5
Vented	0.0	0.0	0.0	0.0	0.0	0.0	0.0	0.0	0.0	0.0	0.0	0.0	0.0
Diff and Other	-111.9	107.8	-51.3	-89.6	-38.9	-177.2	-57.2	107.5	-69.3	314.6	62.6	-71.0	-73.9
Process and Frac													
Pentanes Plus	69.7	202.8	91.4	77.0	74.5	73.0	76.6	233.2	86.1	66.4	45.8	95.6	1,192.1
Propane	0.0	0.0	0.0	0.0	0.0	0.0	0.0	0.0	0.0	0.0	0.0	0.0	0.0
Butanes	0.0	0.0	0.0	0.0	0.0	0.0	0.0	0.0	0.0	0.0	0.0	0.0	0.0
Ethane	0.0	0.0	0.0	0.0	0.0	0.0	0.0	0.0	0.0	0.0	0.0	0.0	0.0
NGL	746.4	588.0	861.8	889.6	1,152.9	1,642.3	1,776.9	1,854.8	1,797.7	1,594.4	1,304.4	1,248.5	15,457.7
Sulphur	0.0	0.0	0.0	0.0	0.0	0.0	0.0	0.0	0.0	0.0	0.0	0.0	0.0
Sulphur Closing Inv	0.0	0.0	0.0	0.0	0.0	0.0	0.0	0.0	0.0	0.0	0.0	0.0	0.0

Unit of Measurement: Gas and Gas equivalent products: 1000m3, Liquids: m3, Sulphur: MTS

VPR6200

Facility ID ABGP0001158

Facility Name PENNWEST PEMBINA (SUB #1)

Facility Licence # 22272

Facility Operator 0G30 ARC

Production Month	201701	201702	201703	201704	201705	201706	201707	201708	201709	201710	201711	201712	Totals
Receipts													
Receipts from Alberta Facilities	3,313.8	3,494.7	4,444.0	4,267.4	4,487.4	4,070.8	4,458.1	4,785.5	4,540.0	4,183.2	3,634.3	3,829.8	49,509.0
Receipts from Non-Alberta Facilities	0.0	0.0	0.0	0.0	0.0	0.0	0.0	0.0	0.0	0.0	0.0	0.0	0.0
Dispositions													
Disposition													
Battery	0.0	0.0	0.0	0.0	0.0	0.0	0.0	0.0	0.0	0.0	0.0	0.0	0.0
Gas Gathering System	0.0	0.0	0.0	0.0	0.0	0.0	0.0	0.0	0.0	0.0	0.0	0.0	0.0
Gas Plant	0.0	0.0	0.0	0.0	0.0	0.0	0.0	0.0	0.0	0.0	0.0	0.0	0.0
Injection Facility	0.0	0.0	0.0	0.0	0.0	0.0	0.0	0.0	0.0	0.0	0.0	0.0	0.0
Meter Station	2,730.6	2,891.4	3,674.5	3,566.9	3,715.2	3,299.7	3,648.0	3,949.4	3,805.3	3,544.7	2,983.0	3,009.6	40,818.3
Other	0.0	0.0	0.0	0.0	0.0	0.0	0.0	0.0	0.0	0.0	0.0	0.0	0.0
Alberta Commercial	0.0	0.0	0.0	0.0	0.0	0.0	0.0	0.0	0.0	0.0	0.0	0.0	0.0
Alberta Industrial	0.0	0.0	0.0	0.0	0.0	0.0	0.0	0.0	0.0	0.0	0.0	0.0	0.0
Alberta Residential	0.0	0.0	0.0	0.0	0.0	0.0	0.0	0.0	0.0	0.0	0.0	0.0	0.0
Alberta Elec.Generation	0.0	0.0	0.0	0.0	0.0	0.0	0.0	0.0	0.0	0.0	0.0	0.0	0.0
Shrinkage													
Acid Gas	0.0	0.0	0.0	0.0	0.0	0.0	0.0	0.0	0.0	0.0	0.0	0.0	0.0
Other products	290.3	309.5	359.8	331.5	376.8	407.0	423.4	445.1	411.0	392.2	369.9	406.3	4,522.8
Fuel	212.9	208.0	297.2	288.4	290.3	272.6	291.4	307.9	292.3	293.9	265.9	292.3	3,313.1
Flared	10.8	5.5	17.4	0.3	20.4	3.6	44.2	23.6	1.5	11.7	2.8	0.0	141.8
Vented	1.1	1.2	1.6	1.3	1.3	1.4	1.9	1.6	1.5	1.3	1.1	1.2	16.5
Diff and Other	68.1	79.1	93.5	79.0	83.4	86.5	49.2	57.9	28.4	-60.6	11.6	120.4	696.5
Process and Frac													
Pentanes Plus	80.1	71.7	40.0	24.6	18.7	80.2	49.8	39.6	40.2	39.6	30.4	46.3	561.2
Propane	0.0	0.0	0.0	0.0	0.0	0.0	0.0	0.0	0.0	0.0	0.0	0.0	0.0
Butanes	0.0	0.0	0.0	0.0	0.0	0.0	0.0	0.0	0.0	0.0	0.0	0.0	0.0
Ethane	0.0	0.0	0.0	0.0	0.0	0.0	0.0	0.0	0.0	0.0	0.0	0.0	0.0
NGL	1,033.4	1,110.5	1,329.3	1,236.2	1,425.8	1,475.8	1,555.3	1,648.9	1,510.2	1,440.5	1,370.2	1,494.1	16,630.2
Sulphur	0.0	0.0	0.0	0.0	0.0	0.0	0.0	0.0	0.0	0.0	0.0	0.0	0.0
Sulphur Closing Inv	0.0	0.0	0.0	0.0	0.0	0.0	0.0	0.0	0.0	0.0	0.0	0.0	0.0

Unit of Measurement: Gas and Gas equivalent products: 1000m3, Liquids: m3, Sulphur: MTS

VPR6200

Facility ID ABGP0001159

Facility Name AMOCO PEMBINA (SUB #2)

Facility Licence # 10296

Facility Operator 0XZ4 BONTERRA

Production Month	201701	201702	201703	201704	201705	201706	201707	201708	201709	201710	201711	201712	Totals
Receipts													
Receipts from Alberta Facilities	7,834.5	7,500.7	8,635.9	8,360.1	8,481.3	7,798.2	8,681.5	8,317.0	7,848.7	7,686.6	8,149.0	8,172.1	97,465.6
Receipts from Non-Alberta Facilities	0.0	0.0	0.0	0.0	0.0	0.0	0.0	0.0	0.0	0.0	0.0	0.0	0.0
Dispositions													
Disposition													
Battery	52.0	48.2	51.6	43.7	39.8	33.4	35.7	35.4	33.4	41.2	47.7	51.3	513.4
Gas Gathering System	0.0	0.0	0.0	0.0	0.0	0.0	0.0	0.0	0.0	0.0	0.0	0.0	0.0
Gas Plant	0.0	0.0	0.0	0.0	0.0	0.0	0.0	0.0	0.0	0.0	0.0	0.0	0.0
Injection Facility	0.0	0.0	0.0	0.0	0.0	0.0	0.0	0.0	0.0	0.0	0.0	0.0	0.0
Meter Station	6,070.2	5,655.0	6,542.9	6,340.6	6,359.7	5,850.6	6,501.0	6,197.0	5,812.4	5,715.6	6,077.6	6,097.8	73,220.4
Other	0.0	0.0	0.0	0.0	0.0	0.0	0.0	0.0	0.0	0.0	0.0	0.0	0.0
Alberta Commercial	0.0	0.0	0.0	0.0	0.0	0.0	0.0	0.0	0.0	0.0	0.0	0.0	0.0
Alberta Industrial	0.0	0.0	0.0	0.0	0.0	0.0	0.0	0.0	0.0	0.0	0.0	0.0	0.0
Alberta Residential	0.0	0.0	0.0	0.0	0.0	0.0	0.0	0.0	0.0	0.0	0.0	0.0	0.0
Alberta Elec.Generation	0.0	0.0	0.0	0.0	0.0	0.0	0.0	0.0	0.0	0.0	0.0	0.0	0.0
Shrinkage													
Acid Gas	0.0	0.0	0.0	0.0	0.0	0.0	0.0	0.0	0.0	0.0	0.0	0.0	0.0
Other products	576.2	531.3	609.6	571.3	567.0	550.6	642.7	598.0	581.1	561.2	599.7	578.1	6,966.8
Fuel	443.8	403.3	446.6	422.9	432.7	400.3	439.2	429.8	411.1	408.9	436.9	459.4	5,134.9
Flared	3.6	0.0	4.0	0.0	19.5	9.3	17.5	12.8	16.4	0.5	37.1	0.0	120.7
Vented	0.0	0.0	0.0	0.0	0.0	0.0	0.0	0.0	0.0	0.0	0.0	0.0	0.0
Diff and Other	688.7	862.9	981.2	981.6	1,062.6	954.0	1,045.4	1,044.0	994.3	959.2	950.0	985.5	11,509.4
Process and Frac													
Pentanes Plus	53.2	46.2	36.8	35.6	42.2	41.5	40.7	73.5	67.9	66.9	34.5	39.9	578.9
Propane	0.0	0.0	0.0	0.0	0.0	0.0	0.0	0.0	0.0	0.0	0.0	0.0	0.0
Butanes	0.0	0.0	0.0	0.0	0.0	0.0	0.0	0.0	0.0	0.0	0.0	0.0	0.0
Ethane	0.0	0.0	0.0	0.0	0.0	0.0	0.0	0.0	0.0	0.0	0.0	0.0	0.0
NGL	2,125.7	1,971.4	2,278.1	2,122.8	2,123.0	2,033.0	2,341.2	2,216.0	2,149.5	2,040.8	2,213.0	2,146.5	25,761.0
Sulphur	0.0	0.0	0.0	0.0	0.0	0.0	0.0	0.0	0.0	0.0	0.0	0.0	0.0
Sulphur Closing Inv	0.0	0.0	0.0	0.0	0.0	0.0	0.0	0.0	0.0	0.0	0.0	0.0	0.0

Unit of Measurement: Gas and Gas equivalent products: 1000m3, Liquids: m3, Sulphur: MTS

VPR6200

Facility ID ABGP0001163

Facility Name SPECTRA GORDONDALE WEST GAS PLANT

Facility Licence # 21171

Facility Operator A1KN

Production Month	201701	201702	201703	201704	201705	201706	201707	201708	201709	201710	201711	201712	Totals
	SHUTIN	SHUTIN	SHUTIN	SHUTIN	SHUTIN	SHUTIN	SHUTIN	SHUTIN	SHUTIN	SHUTIN	SHUTIN	SHUTIN	
Receipts													
Receipts from Alberta Facilities	0.0	0.0	0.0	0.0	0.0	0.0	0.0	0.0	0.0	0.0	0.0	0.0	0.0
Receipts from Non-Alberta Facilities	0.0	0.0	0.0	0.0	0.0	0.0	0.0	0.0	0.0	0.0	0.0	0.0	0.0
Dispositions													
Disposition													
Battery	0.0	0.0	0.0	0.0	0.0	0.0	0.0	0.0	0.0	0.0	0.0	0.0	0.0
Gas Gathering System	0.0	0.0	0.0	0.0	0.0	0.0	0.0	0.0	0.0	0.0	0.0	0.0	0.0
Gas Plant	0.0	0.0	0.0	0.0	0.0	0.0	0.0	0.0	0.0	0.0	0.0	0.0	0.0
Injection Facility	0.0	0.0	0.0	0.0	0.0	0.0	0.0	0.0	0.0	0.0	0.0	0.0	0.0
Meter Station	0.0	0.0	0.0	0.0	0.0	0.0	0.0	0.0	0.0	0.0	0.0	0.0	0.0
Other	0.0	0.0	0.0	0.0	0.0	0.0	0.0	0.0	0.0	0.0	0.0	0.0	0.0
Alberta Commercial	0.0	0.0	0.0	0.0	0.0	0.0	0.0	0.0	0.0	0.0	0.0	0.0	0.0
Alberta Industrial	0.0	0.0	0.0	0.0	0.0	0.0	0.0	0.0	0.0	0.0	0.0	0.0	0.0
Alberta Residential	0.0	0.0	0.0	0.0	0.0	0.0	0.0	0.0	0.0	0.0	0.0	0.0	0.0
Alberta Elec.Generation	0.0	0.0	0.0	0.0	0.0	0.0	0.0	0.0	0.0	0.0	0.0	0.0	0.0
Shrinkage													
Acid Gas	0.0	0.0	0.0	0.0	0.0	0.0	0.0	0.0	0.0	0.0	0.0	0.0	0.0
Other products	0.0	0.0	0.0	0.0	0.0	0.0	0.0	0.0	0.0	0.0	0.0	0.0	0.0
Fuel	0.0	0.0	0.0	0.0	0.0	0.0	0.0	0.0	0.0	0.0	0.0	0.0	0.0
Flared	0.0	0.0	0.0	0.0	0.0	0.0	0.0	0.0	0.0	0.0	0.0	0.0	0.0
Vented	0.0	0.0	0.0	0.0	0.0	0.0	0.0	0.0	0.0	0.0	0.0	0.0	0.0
Diff and Other	0.0	0.0	0.0	0.0	0.0	0.0	0.0	0.0	0.0	0.0	0.0	0.0	0.0
Process and Frac													
Pentanes Plus	0.0	0.0	0.0	0.0	0.0	0.0	0.0	0.0	0.0	0.0	0.0	0.0	0.0
Propane	0.0	0.0	0.0	0.0	0.0	0.0	0.0	0.0	0.0	0.0	0.0	0.0	0.0
Butanes	0.0	0.0	0.0	0.0	0.0	0.0	0.0	0.0	0.0	0.0	0.0	0.0	0.0
Ethane	0.0	0.0	0.0	0.0	0.0	0.0	0.0	0.0	0.0	0.0	0.0	0.0	0.0
NGL	0.0	0.0	0.0	0.0	0.0	0.0	0.0	0.0	0.0	0.0	0.0	0.0	0.0
Sulphur	0.0	0.0	0.0	0.0	0.0	0.0	0.0	0.0	0.0	0.0	0.0	0.0	0.0
Sulphur Closing Inv	0.0	0.0	0.0	0.0	0.0	0.0	0.0	0.0	0.0	0.0	0.0	0.0	0.0

Unit of Measurement: Gas and Gas equivalent products: 1000m3, Liquids: m3, Sulphur: MTS

VPR6200

Facility ID ABGP0001164

Facility Name AMOCO PEMBINA (SUB #7)

Facility Licence # 22260

Facility Operator OBP8 OBE

Production Month	201701	201702	201703	201704	201705	201706	201707	201708	201709	201710	201711	201712	Totals
Receipts													
Receipts from Alberta Facilities	4,914.3	4,307.6	4,987.4	4,884.6	5,383.7	5,317.2	5,143.1	5,706.4	5,299.6	4,515.3	5,173.0	5,219.3	60,851.5
Receipts from Non-Alberta Facilities	0.0	0.0	0.0	0.0	0.0	0.0	0.0	0.0	0.0	0.0	0.0	0.0	0.0
Dispositions													
Disposition													
Battery	56.1	51.8	56.8	89.6	43.6	39.8	45.9	54.5	55.0	62.4	70.9	81.0	707.4
Gas Gathering System	0.0	0.0	0.0	0.0	0.0	0.0	0.0	0.0	0.0	0.0	0.0	0.0	0.0
Gas Plant	0.0	0.0	0.0	0.0	0.0	0.0	0.0	0.0	0.0	0.0	0.0	0.0	0.0
Injection Facility	14.0	0.0	14.0	13.3	0.0	0.0	0.0	12.4	9.2	7.7	13.3	13.6	97.5
Meter Station	4,120.5	3,754.3	4,170.8	4,231.0	4,626.6	4,476.1	4,336.2	4,876.5	4,488.6	3,761.9	4,246.0	4,318.2	51,406.7
Other	0.0	0.0	0.0	0.0	0.0	0.0	0.0	0.0	0.0	0.0	0.0	0.0	0.0
Alberta Commercial	0.0	0.0	0.0	0.0	0.0	0.0	0.0	0.0	0.0	0.0	0.0	0.0	0.0
Alberta Industrial	0.0	0.0	0.0	0.0	0.0	0.0	0.0	0.0	0.0	0.0	0.0	0.0	0.0
Alberta Residential	0.0	0.0	0.0	0.0	0.0	0.0	0.0	0.0	0.0	0.0	0.0	0.0	0.0
Alberta Elec.Generation	0.0	0.0	0.0	0.0	0.0	0.0	0.0	0.0	0.0	0.0	0.0	0.0	0.0
Shrinkage													
Acid Gas	0.0	0.0	0.0	0.0	0.0	0.0	0.0	0.0	0.0	0.0	0.0	0.0	0.0
Other products	189.7	169.8	200.9	186.4	208.0	279.0	253.6	274.7	233.2	239.5	262.2	257.3	2,754.3
Fuel	387.4	0.0	429.1	336.0	400.7	429.4	393.2	405.4	442.9	460.0	437.9	433.5	4,555.5
Flared	3.5	0.0	0.9	62.8	7.7	0.2	200.2	21.8	89.7	81.1	68.9	16.3	553.1
Vented	0.0	0.0	0.0	0.0	0.0	0.0	0.0	0.0	0.0	0.0	0.0	0.0	0.0
Diff and Other	143.1	331.7	114.9	-34.5	97.1	92.7	-86.0	61.1	-19.0	-97.3	73.8	99.4	777.0
Process and Frac													
Pentanes Plus	67.9	33.1	23.3	86.0	53.3	32.9	51.3	89.1	46.1	30.3	46.0	40.8	600.1
Propane	0.0	0.0	0.0	0.0	0.0	0.0	0.0	0.0	0.0	0.0	0.0	0.0	0.0
Butanes	0.0	0.0	0.0	0.0	0.0	0.0	0.0	0.0	0.0	0.0	0.0	0.0	0.0
Ethane	0.0	0.0	0.0	0.0	0.0	0.0	0.0	0.0	0.0	0.0	0.0	0.0	0.0
NGL	721.0	670.6	806.3	697.6	814.3	1,121.2	1,003.2	1,059.0	923.7	955.7	1,028.7	1,013.2	10,814.5
Sulphur	0.0	0.0	0.0	0.0	0.0	0.0	0.0	0.0	0.0	0.0	0.0	0.0	0.0
Sulphur Closing Inv	0.0	0.0	0.0	0.0	0.0	0.0	0.0	0.0	0.0	0.0	0.0	0.0	0.0

Unit of Measurement: Gas and Gas equivalent products: 1000m3, Liquids: m3, Sulphur: MTS

VPR6200

Facility ID ABGP0001165

Facility Name AMOCO PEMBINA (SUB #8)

Facility Licence # 11394

Facility Operator OBP8 OBE

Production Month	201701	201702	201703	201704	201705	201706	201707	201708	201709	201710	201711	201712	Totals
Receipts													
Receipts from Alberta Facilities	4,207.4	3,818.2	3,883.4	3,726.3	3,823.1	3,685.6	3,714.5	3,467.5	3,121.5	2,620.5	3,045.8	3,200.0	42,313.8
Receipts from Non-Alberta Facilities	0.0	0.0	0.0	0.0	0.0	0.0	0.0	0.0	0.0	0.0	0.0	0.0	0.0
Dispositions													
Disposition													
Battery	0.0	0.0	0.0	0.0	0.0	0.0	0.0	0.0	0.0	0.0	0.0	0.0	0.0
Gas Gathering System	0.0	0.0	0.0	0.0	0.0	0.0	0.0	0.0	0.0	0.0	0.0	0.0	0.0
Gas Plant	0.0	0.0	0.0	0.0	0.0	0.0	0.0	0.0	0.0	0.0	0.0	0.0	0.0
Injection Facility	0.0	0.0	0.0	0.0	0.0	0.0	0.0	0.0	0.0	0.0	0.0	0.0	0.0
Meter Station	3,544.4	3,232.1	3,293.7	3,298.3	3,373.3	3,225.3	3,182.0	2,944.0	2,706.9	2,232.3	2,576.3	2,629.9	36,238.5
Other	0.0	0.0	0.0	0.0	0.0	0.0	0.0	0.0	0.0	0.0	0.0	0.0	0.0
Alberta Commercial	0.0	0.0	0.0	0.0	0.0	0.0	0.0	0.0	0.0	0.0	0.0	0.0	0.0
Alberta Industrial	0.0	0.0	0.0	0.0	0.0	0.0	0.0	0.0	0.0	0.0	0.0	0.0	0.0
Alberta Residential	0.0	0.0	0.0	0.0	0.0	0.0	0.0	0.0	0.0	0.0	0.0	0.0	0.0
Alberta Elec.Generation	0.0	0.0	0.0	0.0	0.0	0.0	0.0	0.0	0.0	0.0	0.0	0.0	0.0
Shrinkage													
Acid Gas	0.0	0.0	0.0	0.0	0.0	0.0	0.0	0.0	0.0	0.0	0.0	0.0	0.0
Other products	251.6	233.6	238.7	202.5	213.7	194.1	225.7	191.5	191.6	152.0	180.4	191.0	2,466.4
Fuel	385.6	338.4	355.2	251.3	259.2	254.8	282.6	266.1	216.1	193.4	282.8	342.4	3,427.9
Flared	0.0	0.0	0.0	2.0	0.0	11.6	12.5	14.8	2.6	25.7	14.0	1.1	84.3
Vented	0.0	0.0	0.0	0.0	0.0	0.0	0.0	0.0	0.0	0.0	0.0	0.0	0.0
Diff and Other	25.8	14.1	-4.2	-27.8	-23.1	-0.2	11.7	51.1	4.3	17.1	-7.7	35.6	96.7
Process and Frac													
Pentanes Plus	104.2	143.8	134.2	133.6	154.6	139.0	132.8	148.8	130.8	132.8	104.7	103.8	1,563.1
Propane	0.0	0.0	0.0	0.0	0.0	0.0	0.0	0.0	0.0	0.0	0.0	0.0	0.0
Butanes	0.0	0.0	0.0	0.0	0.0	0.0	0.0	0.0	0.0	0.0	0.0	0.0	0.0
Ethane	0.0	0.0	0.0	0.0	0.0	0.0	0.0	0.0	0.0	0.0	0.0	0.0	0.0
NGL	941.7	834.4	864.0	718.3	745.0	684.6	817.7	660.7	677.3	511.6	651.7	697.4	8,804.4
Sulphur	0.0	0.0	0.0	0.0	0.0	0.0	0.0	0.0	0.0	0.0	0.0	0.0	0.0
Sulphur Closing Inv	0.0	0.0	0.0	0.0	0.0	0.0	0.0	0.0	0.0	0.0	0.0	0.0	0.0

Unit of Measurement: Gas and Gas equivalent products: 1000m3, Liquids: m3, Sulphur: MTS

VPR6200

Facility ID ABGP0001166

Facility Name ATCO MIDSTREAM 4-20

Facility Licence # 17678

Facility Operator 0Z2W

Production Month	201701	201702	201703	201704	201705	201706	201707	201708	201709	201710	201711	201712	Totals
Receipts													
Receipts from Alberta Facilities	0.0	0.0	0.0	0.0	0.0	0.0	0.0	0.0	0.0	0.0	0.0	0.0	0.0
Receipts from Non-Alberta Facilities	0.0	0.0	0.0	0.0	0.0	0.0	0.0	0.0	0.0	0.0	0.0	0.0	0.0
Dispositions													
Disposition													
Battery	0.0	0.0	0.0	0.0	0.0	0.0	0.0	0.0	0.0	0.0	0.0	0.0	0.0
Gas Gathering System	0.0	0.0	0.0	0.0	0.0	0.0	0.0	0.0	0.0	0.0	0.0	0.0	0.0
Gas Plant	0.0	0.0	0.0	0.0	0.0	0.0	0.0	0.0	0.0	0.0	0.0	0.0	0.0
Injection Facility	0.0	0.0	0.0	0.0	0.0	0.0	0.0	0.0	0.0	0.0	0.0	0.0	0.0
Meter Station	0.0	0.0	0.0	0.0	0.0	0.0	0.0	0.0	0.0	0.0	0.0	0.0	0.0
Other	0.0	0.0	0.0	0.0	0.0	0.0	0.0	0.0	0.0	0.0	0.0	0.0	0.0
Alberta Commercial	0.0	0.0	0.0	0.0	0.0	0.0	0.0	0.0	0.0	0.0	0.0	0.0	0.0
Alberta Industrial	0.0	0.0	0.0	0.0	0.0	0.0	0.0	0.0	0.0	0.0	0.0	0.0	0.0
Alberta Residential	0.0	0.0	0.0	0.0	0.0	0.0	0.0	0.0	0.0	0.0	0.0	0.0	0.0
Alberta Elec.Generation	0.0	0.0	0.0	0.0	0.0	0.0	0.0	0.0	0.0	0.0	0.0	0.0	0.0
Shrinkage													
Acid Gas	0.0	0.0	0.0	0.0	0.0	0.0	0.0	0.0	0.0	0.0	0.0	0.0	0.0
Other products	0.0	0.0	0.0	0.0	0.0	0.0	0.0	0.0	0.0	0.0	0.0	0.0	0.0
Fuel	0.0	0.0	0.0	0.0	0.0	0.0	0.0	0.0	0.0	0.0	0.0	0.0	0.0
Flared	0.0	0.0	0.0	0.0	0.0	0.0	0.0	0.0	0.0	0.0	0.0	0.0	0.0
Vented	0.0	0.0	0.0	0.0	0.0	0.0	0.0	0.0	0.0	0.0	0.0	0.0	0.0
Diff and Other	0.0	0.0	0.0	0.0	0.0	0.0	0.0	0.0	0.0	0.0	0.0	0.0	0.0
Process and Frac													
Pentanes Plus	0.0	0.0	0.0	0.0	0.0	0.0	0.0	0.0	0.0	0.0	0.0	0.0	0.0
Propane	0.0	0.0	0.0	0.0	0.0	0.0	0.0	0.0	0.0	0.0	0.0	0.0	0.0
Butanes	0.0	0.0	0.0	0.0	0.0	0.0	0.0	0.0	0.0	0.0	0.0	0.0	0.0
Ethane	0.0	0.0	0.0	0.0	0.0	0.0	0.0	0.0	0.0	0.0	0.0	0.0	0.0
NGL	0.0	0.0	0.0	0.0	0.0	0.0	0.0	0.0	0.0	0.0	0.0	0.0	0.0
Sulphur	0.0	0.0	0.0	0.0	0.0	0.0	0.0	0.0	0.0	0.0	0.0	0.0	0.0
Sulphur Closing Inv	0.0	0.0	0.0	0.0	0.0	0.0	0.0	0.0	0.0	0.0	0.0	0.0	0.0

Unit of Measurement: Gas and Gas equivalent products: 1000m3, Liquids: m3, Sulphur: MTS

VPR6200

Facility ID ABGP0001167

Facility Name CRESTAR HUXLEY

Facility Licence # 4710

Facility Operator A1GR PINE CLIFF

Production Month	201701	201702	201703	201704	201705	201706	201707	201708	201709	201710	201711	201712	Totals
Receipts													
Receipts from Alberta Facilities	10,074.9	9,232.8	10,055.8	9,519.8	9,858.2	9,667.8	10,296.0	10,391.5	9,974.1	10,042.7	9,221.8	9,479.5	117,814.9
Receipts from Non-Alberta Facilities	0.0	0.0	0.0	0.0	0.0	0.0	0.0	0.0	0.0	0.0	0.0	0.0	0.0
Dispositions													
Disposition													
Battery	0.0	0.0	0.0	0.0	0.0	0.0	0.0	0.0	0.0	0.0	0.0	0.0	0.0
Gas Gathering System	0.0	0.0	0.0	0.0	0.0	0.0	0.0	0.0	0.0	0.0	0.0	0.0	0.0
Gas Plant	0.0	0.0	0.0	0.0	0.0	0.0	0.0	0.0	0.0	0.0	0.0	0.0	0.0
Injection Facility	0.0	0.0	0.0	0.0	0.0	0.0	0.0	0.0	0.0	0.0	0.0	0.0	0.0
Meter Station	9,788.5	8,970.6	9,689.8	9,217.1	9,602.5	8,969.5	9,714.0	9,717.2	9,319.3	9,518.2	8,658.2	8,742.1	111,907.0
Other	0.0	0.0	0.0	0.0	0.0	0.0	0.0	0.0	0.0	0.0	0.0	0.0	0.0
Alberta Commercial	0.0	0.0	0.0	0.0	0.0	0.0	0.0	0.0	0.0	0.0	0.0	0.0	0.0
Alberta Industrial	0.0	0.0	0.0	0.0	0.0	0.0	0.0	0.0	0.0	0.0	0.0	0.0	0.0
Alberta Residential	0.0	0.0	0.0	0.0	0.0	0.0	0.0	0.0	0.0	0.0	0.0	0.0	0.0
Alberta Elec.Generation	0.0	0.0	0.0	0.0	0.0	0.0	0.0	0.0	0.0	0.0	0.0	0.0	0.0
Shrinkage													
Acid Gas	0.0	0.0	0.0	0.0	0.0	0.0	0.0	0.0	0.0	0.0	0.0	0.0	0.0
Other products	243.6	208.0	235.2	217.8	217.3	246.8	254.8	253.3	217.0	245.3	274.3	345.6	2,959.0
Fuel	296.5	241.4	268.8	244.7	296.5	296.8	314.4	312.0	301.9	322.5	370.3	427.4	3,693.2
Flared	0.1	0.1	0.5	2.1	0.3	1.9	2.0	2.0	1.9	2.0	0.1	0.0	13.0
Vented	0.1	0.1	0.3	0.2	0.3	1.7	1.7	1.7	1.7	1.7	0.1	0.0	9.6
Diff and Other	-253.9	-187.4	-138.8	-162.1	-258.7	151.1	9.1	105.3	132.3	-47.0	-81.2	-35.6	-766.9
Process and Frac													
Pentanes Plus	27.1	28.1	43.1	43.4	19.4	10.1	15.0	11.9	10.3	9.2	40.9	40.9	299.4
Propane	0.0	0.0	0.0	0.0	0.0	0.0	0.0	0.0	0.0	0.0	0.0	0.0	0.0
Butanes	0.0	0.0	0.0	0.0	0.0	0.0	0.0	0.0	0.0	0.0	0.0	0.0	0.0
Ethane	0.0	0.0	0.0	0.0	0.0	0.0	0.0	0.0	0.0	0.0	0.0	0.0	0.0
NGL	1,063.6	907.7	1,016.1	937.1	963.7	1,106.1	1,132.2	1,128.3	966.6	1,094.9	1,195.8	1,468.4	12,980.5
Sulphur	0.0	0.0	0.0	0.0	0.0	0.0	0.0	0.0	0.0	0.0	0.0	0.0	0.0
Sulphur Closing Inv	0.0	0.0	0.0	0.0	0.0	0.0	0.0	0.0	0.0	0.0	0.0	0.0	0.0

Unit of Measurement: Gas and Gas equivalent products: 1000m3, Liquids: m3, Sulphur: MTS

VPR6200

Facility ID ABGP0001168

Facility Name Heathdale 7-9-30-11W4 Stanmore

Facility Licence # 4075

Facility Operator OHE9 CNRL

Production Month	201701	201702	201703	201704	201705	201706	201707	201708	201709	201710	201711	201712	Totals
Receipts													
Receipts from Alberta Facilities	2,595.5	2,410.1	2,686.7	2,743.9	2,815.3	2,724.7	2,844.6	3,004.6	3,321.0	1,995.8	4,910.0	5,083.3	37,135.5
Receipts from Non-Alberta Facilities	0.0	0.0	0.0	0.0	0.0	0.0	0.0	0.0	0.0	0.0	0.0	0.0	0.0
Dispositions													
Disposition													
Battery	0.0	0.0	0.0	0.0	0.0	0.0	0.0	0.0	0.0	0.0	0.0	0.0	0.0
Gas Gathering System	0.0	0.0	0.0	0.0	0.0	0.0	0.0	0.0	0.0	0.0	0.0	0.0	0.0
Gas Plant	0.0	0.0	0.0	0.0	0.0	0.0	0.0	0.0	0.0	0.0	0.0	0.0	0.0
Injection Facility	0.0	0.0	0.0	0.0	0.0	0.0	0.0	0.0	0.0	0.0	0.0	0.0	0.0
Meter Station	2,353.5	2,197.2	2,427.1	2,480.5	2,522.4	2,441.9	2,544.8	2,700.1	2,999.6	1,812.5	4,414.6	4,589.2	33,483.4
Other	0.0	0.0	0.0	0.0	0.0	0.0	0.0	0.0	0.0	0.0	0.0	0.0	0.0
Alberta Commercial	0.0	0.0	0.0	0.0	0.0	0.0	0.0	0.0	0.0	0.0	0.0	0.0	0.0
Alberta Industrial	0.0	0.0	0.0	0.0	0.0	0.0	0.0	0.0	0.0	0.0	0.0	0.0	0.0
Alberta Residential	0.0	0.0	0.0	0.0	0.0	0.0	0.0	0.0	0.0	0.0	0.0	0.0	0.0
Alberta Elec.Generation	0.0	0.0	0.0	0.0	0.0	0.0	0.0	0.0	0.0	0.0	0.0	0.0	0.0
Shrinkage													
Acid Gas	0.0	0.0	0.0	0.0	0.0	0.0	0.0	0.0	0.0	0.0	0.0	0.0	0.0
Other products	15.6	13.9	18.8	20.8	25.2	19.2	23.3	23.6	26.6	14.0	51.3	46.5	298.8
Fuel	149.8	135.3	146.7	144.0	145.4	135.9	144.6	145.0	170.5	109.3	282.3	292.3	2,001.1
Flared	0.0	0.0	0.0	0.0	0.0	0.0	0.0	0.0	0.0	0.0	0.0	0.0	0.0
Vented	0.1	0.0	0.4	0.0	0.0	0.0	0.6	0.4	1.4	1.7	1.5	0.9	7.0
Diff and Other	76.5	63.7	93.7	98.6	122.3	127.7	131.3	135.5	122.9	58.3	160.3	154.4	1,345.2
Process and Frac													
Pentanes Plus	75.4	67.2	91.0	100.5	122.1	92.9	112.8	114.1	128.5	67.5	248.0	225.0	1,445.0
Propane	0.0	0.0	0.0	0.0	0.0	0.0	0.0	0.0	0.0	0.0	0.0	0.0	0.0
Butanes	0.0	0.0	0.0	0.0	0.0	0.0	0.0	0.0	0.0	0.0	0.0	0.0	0.0
Ethane	0.0	0.0	0.0	0.0	0.0	0.0	0.0	0.0	0.0	0.0	0.0	0.0	0.0
NGL	0.0	0.0	0.0	0.0	0.0	0.0	0.0	0.0	0.0	0.0	0.0	0.0	0.0
Sulphur	0.0	0.0	0.0	0.0	0.0	0.0	0.0	0.0	0.0	0.0	0.0	0.0	0.0
Sulphur Closing Inv	0.0	0.0	0.0	0.0	0.0	0.0	0.0	0.0	0.0	0.0	0.0	0.0	0.0

Unit of Measurement: Gas and Gas equivalent products: 1000m3, Liquids: m3, Sulphur: MTS

VPR6200

Facility ID ABGP0001169

Facility Name DUNVEGAN 15-3-81-4w6

Facility Licence # 16714

Facility Operator OHE9 CNRL

Production Month	201701	201702	201703	201704	201705	201706	201707	201708	201709	201710	201711	201712	Totals
Receipts													
Receipts from Alberta Facilities	41,659.1	39,561.2	42,105.2	41,141.3	43,115.3	41,152.1	41,919.9	41,127.9	38,977.7	40,747.6	39,619.8	38,734.6	489,861.7
Receipts from Non-Alberta Facilities	0.0	0.0	0.0	0.0	0.0	0.0	0.0	0.0	0.0	0.0	0.0	0.0	0.0
Dispositions													
Disposition													
Battery	0.0	0.0	0.0	0.0	0.0	0.0	0.0	87.3	0.0	0.0	0.0	601.6	688.9
Gas Gathering System	0.0	0.0	0.0	0.0	0.0	0.0	0.0	0.0	0.0	0.0	0.0	0.0	0.0
Gas Plant	0.0	0.0	0.0	0.0	0.0	0.0	0.0	0.0	0.0	0.0	0.0	0.0	0.0
Injection Facility	31.6	28.7	32.5	27.5	27.7	29.4	29.1	33.3	44.3	46.2	41.2	41.7	413.2
Meter Station	37,923.9	35,779.5	38,293.1	37,409.8	39,171.2	37,277.9	38,122.8	36,868.3	34,730.5	36,059.1	34,993.7	35,748.7	442,378.5
Other	0.0	0.0	0.0	0.0	0.0	0.0	0.0	0.0	0.0	0.0	0.0	0.0	0.0
Alberta Commercial	0.0	0.0	0.0	0.0	0.0	0.0	7.7	0.0	7.6	9.7	2.5	0.0	27.5
Alberta Industrial	0.0	0.0	0.0	0.0	0.0	0.0	0.0	0.0	0.0	0.0	0.0	0.0	0.0
Alberta Residential	0.0	0.0	0.0	0.0	0.0	0.0	0.0	0.0	0.0	0.0	0.0	0.0	0.0
Alberta Elec.Generation	0.0	0.0	0.0	0.0	0.0	0.0	0.0	0.0	0.0	0.0	0.0	0.0	0.0
Shrinkage													
Acid Gas	0.1	0.3	0.2	0.2	0.3	0.0	0.1	0.1	0.3	0.1	0.1	0.1	1.9
Other products	3,377.1	3,224.1	3,514.5	3,355.2	3,336.2	3,238.4	3,393.0	3,364.6	2,479.4	3,278.6	3,216.5	3,346.7	39,124.3
Fuel	1,313.1	1,239.7	1,350.6	1,225.5	1,282.4	1,247.2	1,273.8	1,243.0	1,111.4	1,237.0	1,235.3	1,260.4	15,019.4
Flared	112.7	86.9	71.5	74.5	102.9	99.5	99.9	104.0	125.3	85.3	81.7	69.5	1,113.7
Vented	0.0	0.0	0.0	0.0	0.0	0.0	0.0	0.0	0.0	0.0	0.0	0.0	0.0
Diff and Other	-1,099.4	-798.0	-1,157.2	-951.4	-805.4	-740.3	-1,006.5	-572.7	478.9	31.6	48.8	-2,334.1	-8,905.7
Process and Frac													
Pentanes Plus	2,131.3	1,625.9	1,842.3	1,501.8	1,371.9	1,556.3	2,023.4	1,851.2	1,105.4	1,500.7	1,365.4	1,614.5	19,490.1
Propane	0.0	0.0	0.0	0.0	0.0	0.0	0.0	0.0	0.0	0.0	0.0	0.0	0.0
Butanes	0.0	0.0	0.0	0.0	0.0	0.0	0.0	0.0	0.0	0.0	0.0	0.0	0.0
Ethane	0.0	0.0	0.0	0.0	0.0	0.0	0.0	0.0	0.0	0.0	0.0	0.0	0.0
NGL	10,949.2	10,754.6	11,661.5	11,364.5	11,431.7	10,929.8	11,146.7	11,184.3	8,400.7	11,105.6	10,971.9	11,232.5	131,133.0
Sulphur	0.0	0.0	0.0	0.0	0.0	0.0	0.0	0.0	0.0	0.0	0.0	0.0	0.0
Sulphur Closing Inv	0.0	0.0	0.0	0.0	0.0	0.0	0.0	0.0	0.0	0.0	0.0	0.0	0.0

Unit of Measurement: Gas and Gas equivalent products: 1000m3, Liquids: m3, Sulphur: MTS

VPR6200

Facility ID ABGP0001171

Facility Name MICHICHI 4-8-31-18W4

Facility Licence # 4215

Facility Operator OHE9 CNRL

Production Month	201701	201702	201703	201704	201705	201706	201707	201708	201709	201710	201711	201712	Totals
SHUTIN													
Receipts													
Receipts from Alberta Facilities	2,705.4	2,526.0	2,607.9	2,639.6	2,860.5	1,554.5	0.0	0.0	0.0	0.0	0.0	0.0	14,893.9
Receipts from Non-Alberta Facilities	0.0	0.0	0.0	0.0	0.0	0.0	0.0	0.0	0.0	0.0	0.0	0.0	0.0
Dispositions													
Disposition													
Battery	0.0	0.0	0.0	0.0	0.0	0.0	0.0	0.0	0.0	0.0	0.0	0.0	0.0
Gas Gathering System	0.0	0.0	0.0	0.0	0.0	0.0	0.0	0.0	0.0	0.0	0.0	0.0	0.0
Gas Plant	0.0	0.0	0.0	0.0	0.0	0.0	0.0	0.0	0.0	0.0	0.0	0.0	0.0
Injection Facility	0.0	0.0	0.0	0.0	0.0	0.0	0.0	0.0	0.0	0.0	0.0	0.0	0.0
Meter Station	2,477.4	2,324.8	2,497.9	2,498.9	2,698.3	1,431.6	0.0	0.0	0.0	0.0	0.0	0.0	13,928.9
Other	0.0	0.0	0.0	0.0	0.0	0.0	0.0	0.0	0.0	0.0	0.0	0.0	0.0
Alberta Commercial	0.0	0.0	0.0	0.0	0.0	0.0	0.0	0.0	0.0	0.0	0.0	0.0	0.0
Alberta Industrial	0.0	0.0	0.0	0.0	0.0	0.0	0.0	0.0	0.0	0.0	0.0	0.0	0.0
Alberta Residential	0.0	0.0	0.0	0.0	0.0	0.0	0.0	0.0	0.0	0.0	0.0	0.0	0.0
Alberta Elec.Generation	0.0	0.0	0.0	0.0	0.0	0.0	0.0	0.0	0.0	0.0	0.0	0.0	0.0
Shrinkage													
Acid Gas	0.0	0.0	0.0	0.0	0.0	0.0	0.0	0.0	0.0	0.0	0.0	0.0	0.0
Other products	32.7	32.9	36.7	32.4	33.8	18.0	0.0	0.0	0.0	0.0	0.0	0.0	186.5
Fuel	163.7	147.9	160.6	154.0	155.6	86.8	0.0	0.0	0.0	0.0	0.0	0.0	868.6
Flared	0.0	0.0	0.0	0.0	0.0	0.0	0.0	0.0	0.0	0.0	0.0	0.0	0.0
Vented	1.9	4.3	6.2	7.3	5.0	3.0	0.0	0.0	0.0	0.0	0.0	0.0	27.7
Diff and Other	29.7	16.1	-93.5	-53.0	-32.2	15.1	0.0	0.0	0.0	0.0	0.0	0.0	-117.8
Process and Frac													
Pentanes Plus	0.0	0.0	0.0	0.0	0.0	0.0	0.0	0.0	0.0	0.0	0.0	0.0	0.0
Propane	0.0	0.0	0.0	0.0	0.0	0.0	0.0	0.0	0.0	0.0	0.0	0.0	0.0
Butanes	0.0	0.0	0.0	0.0	0.0	0.0	0.0	0.0	0.0	0.0	0.0	0.0	0.0
Ethane	0.0	0.0	0.0	0.0	0.0	0.0	0.0	0.0	0.0	0.0	0.0	0.0	0.0
NGL	139.7	139.7	154.6	137.4	144.8	79.0	0.0	0.0	0.0	0.0	0.0	0.0	795.2
Sulphur	0.0	0.0	0.0	0.0	0.0	0.0	0.0	0.0	0.0	0.0	0.0	0.0	0.0
Sulphur Closing Inv	0.0	0.0	0.0	0.0	0.0	0.0	0.0	0.0	0.0	0.0	0.0	0.0	0.0

VPR6200

Facility ID ABGP0001172

Facility Name STAR MIKWAN

Facility Licence # 6078

Facility Operator ORZ4 SUN CENTURY

Production Month	201701	201702	201703	201704	201705	201706	201707	201708	201709	201710	201711	201712	Totals
Receipts													
Receipts from Alberta Facilities	2,890.1	2,611.7	2,872.2	2,694.2	2,736.4	2,834.1	2,710.5	2,976.2	2,651.2	2,622.2	2,621.2	3,628.9	33,848.9
Receipts from Non-Alberta Facilities	0.0	0.0	0.0	0.0	0.0	0.0	0.0	0.0	0.0	0.0	0.0	0.0	0.0
Dispositions													
Disposition													
Battery	0.0	0.0	0.0	0.0	0.0	0.0	0.0	0.0	0.0	0.0	0.0	0.0	0.0
Gas Gathering System	0.0	0.0	0.0	0.0	0.0	0.0	0.0	0.0	0.0	0.0	0.0	0.0	0.0
Gas Plant	0.0	0.0	0.0	0.0	0.0	0.0	0.0	0.0	0.0	0.0	0.0	0.0	0.0
Injection Facility	0.0	0.0	0.0	0.0	0.0	0.0	0.0	0.0	0.0	0.0	0.0	0.0	0.0
Meter Station	2,549.7	2,286.5	2,553.6	2,407.7	2,460.8	2,500.9	2,528.4	2,618.5	2,292.5	2,446.0	2,390.5	3,099.0	30,134.1
Other	0.0	0.0	0.0	0.0	0.0	0.0	0.0	0.0	0.0	0.0	0.0	0.0	0.0
Alberta Commercial	0.0	0.0	0.0	0.0	0.0	0.0	0.0	0.0	0.0	0.0	0.0	0.0	0.0
Alberta Industrial	0.0	0.0	0.0	0.0	0.0	0.0	0.0	0.0	0.0	0.0	0.0	0.0	0.0
Alberta Residential	0.0	0.0	0.0	0.0	0.0	0.0	0.0	0.0	0.0	0.0	0.0	0.0	0.0
Alberta Elec.Generation	0.0	0.0	0.0	0.0	0.0	0.0	0.0	0.0	0.0	0.0	0.0	0.0	0.0
Shrinkage													
Acid Gas	0.0	0.0	0.0	0.0	0.0	0.0	0.0	0.0	0.0	0.0	0.0	0.0	0.0
Other products	80.7	82.9	81.6	79.7	80.5	95.5	82.6	93.5	92.4	92.1	83.1	123.7	1,068.3
Fuel	204.9	190.8	205.6	192.7	197.4	193.0	194.8	196.7	188.1	197.2	205.8	272.8	2,439.8
Flared	0.0	0.0	0.0	0.1	0.0	0.0	0.0	0.0	0.0	0.1	0.0	0.0	0.2
Vented	0.0	0.0	0.0	0.1	0.0	0.0	0.0	0.0	0.1	0.1	0.0	0.0	0.3
Diff and Other	54.8	51.5	31.4	13.9	-2.3	44.7	-95.3	67.5	78.1	-113.3	-58.2	133.4	206.2
Process and Frac													
Pentanes Plus	5.1	2.1	4.7	4.0	0.0	1.3	3.2	1.3	4.4	5.2	13.5	22.5	67.3
Propane	0.0	0.0	0.0	0.0	0.0	0.0	0.0	0.0	0.0	0.0	0.0	0.0	0.0
Butanes	0.0	0.0	0.0	0.0	0.0	0.0	0.0	0.0	0.0	0.0	0.0	0.0	0.0
Ethane	0.0	0.0	0.0	0.0	0.0	0.0	0.0	0.0	0.0	0.0	0.0	0.0	0.0
NGL	334.9	347.0	339.6	331.9	338.9	400.8	346.1	394.3	386.9	385.1	339.5	503.2	4,448.2
Sulphur	0.0	0.0	0.0	0.0	0.0	0.0	0.0	0.0	0.0	0.0	0.0	0.0	0.0
Sulphur Closing Inv	0.0	0.0	0.0	0.0	0.0	0.0	0.0	0.0	0.0	0.0	0.0	0.0	0.0

Unit of Measurement: Gas and Gas equivalent products: 1000m3, Liquids: m3, Sulphur: MTS

VPR6200

Facility ID ABGP0001173

Facility Name KEYERA RICINUS GAS PLANT 11-30

Facility Licence # 5187

Facility Operator AOC0 KEYERA

Production Month	201701	201702	201703	201704	201705	201706	201707	201708	201709	201710	201711	201712	Totals
Receipts													
Receipts from Alberta Facilities	24,324.5	22,094.2	24,286.7	23,618.3	24,197.5	22,389.1	23,624.6	23,568.8	21,776.8	23,084.4	20,931.6	20,961.4	274,857.9
Receipts from Non-Alberta Facilities	0.0	0.0	0.0	0.0	0.0	0.0	0.0	0.0	0.0	0.0	0.0	0.0	0.0
Dispositions													
Disposition													
Battery	179.1	169.7	182.5	167.6	166.8	161.5	161.9	159.6	148.0	120.0	156.6	167.2	1,940.5
Gas Gathering System	715.5	784.6	787.3	784.1	765.5	808.3	779.3	870.6	774.8	773.3	757.9	773.1	9,374.3
Gas Plant	4.0	4.4	3.3	2.8	5.4	6.6	7.1	12.6	5.8	4.9	8.0	8.2	73.1
Injection Facility	0.0	0.0	0.0	0.0	0.0	0.0	0.0	0.0	0.0	0.0	0.0	0.0	0.0
Meter Station	20,963.6	18,653.3	20,789.4	20,210.9	20,726.4	19,070.6	20,188.8	20,029.3	18,485.0	19,726.6	17,701.0	17,658.1	234,203.0
Other	0.0	0.0	0.0	0.0	0.0	0.0	0.0	0.0	0.0	0.0	0.0	0.0	0.0
Alberta Commercial	0.0	0.0	0.0	0.0	0.0	0.0	0.0	0.0	0.0	0.0	0.0	0.0	0.0
Alberta Industrial	0.0	0.0	0.0	0.0	0.0	0.0	0.0	0.0	0.0	0.0	0.0	0.0	0.0
Alberta Residential	0.0	0.0	0.0	0.0	0.0	0.0	0.0	0.0	0.0	0.0	0.0	0.0	0.0
Alberta Elec.Generation	0.0	0.0	0.0	0.0	0.0	0.0	0.0	0.0	0.0	0.0	0.0	0.0	0.0
Shrinkage													
Acid Gas	0.0	0.0	0.0	0.0	0.0	0.0	0.0	0.0	0.0	0.0	0.0	0.0	0.0
Other products	2,036.0	1,744.2	1,954.4	1,943.8	2,045.6	1,823.2	1,874.3	2,055.2	1,734.5	1,913.8	1,798.4	1,744.5	22,667.9
Fuel	1,244.7	1,136.9	1,306.0	1,140.8	1,112.4	1,095.1	1,114.7	1,122.2	1,098.8	1,142.8	1,084.4	1,135.0	13,733.8
Flared	57.6	45.6	55.1	57.0	50.4	41.4	43.6	43.5	48.0	58.5	73.5	78.2	652.4
Vented	0.0	0.0	0.0	0.0	0.0	0.0	0.0	0.0	0.0	0.0	0.0	0.0	0.0
Diff and Other	-876.0	-444.5	-791.3	-688.7	-675.0	-617.6	-545.1	-724.2	-518.1	-655.5	-648.2	-602.9	-7,787.1
Process and Frac													
Pentanes Plus	0.9	0.0	0.0	0.0	0.0	0.0	0.0	0.0	0.0	0.0	0.0	0.0	0.9
Propane	0.0	0.0	0.0	0.0	0.0	0.0	0.0	0.0	0.0	0.0	0.0	0.0	0.0
Butanes	0.0	0.0	0.0	0.0	0.0	0.0	0.0	0.0	0.0	0.0	0.0	0.0	0.0
Ethane	0.0	0.0	0.0	0.0	0.0	0.0	0.0	0.0	0.0	0.0	0.0	0.0	0.0
NGL	8,215.6	7,034.5	7,873.2	7,852.6	8,255.1	7,343.0	7,566.5	8,291.6	7,015.6	7,760.3	7,239.6	7,035.2	91,482.8
Sulphur	0.0	0.0	0.0	0.0	0.0	0.0	0.0	0.0	0.0	0.0	0.0	0.0	0.0
Sulphur Closing Inv	0.0	0.0	0.0	0.0	0.0	0.0	0.0	0.0	0.0	0.0	0.0	0.0	0.0

Unit of Measurement: Gas and Gas equivalent products: 1000m3, Liquids: m3, Sulphur: MTS

VPR6200

Facility ID ABGP0001175

Facility Name ARCHER BRUCE

Facility Licence # 10121

Facility Operator OZ5F SEQUOIA

Production Month	201701	201702	201703	201704	201705	201706	201707	201708	201709	201710	201711	201712	Totals
Receipts													
Receipts from Alberta Facilities	2,529.0	2,345.6	2,446.0	2,154.4	1,984.1	1,968.8	2,259.9	2,004.0	1,771.3	1,782.3	1,940.0	1,901.0	25,086.4
Receipts from Non-Alberta Facilities	0.0	0.0	0.0	0.0	0.0	0.0	0.0	0.0	0.0	0.0	0.0	0.0	0.0
Dispositions													
Disposition													
Battery	0.0	0.0	0.0	0.0	0.0	0.0	0.0	0.0	0.0	0.0	0.0	0.0	0.0
Gas Gathering System	0.0	0.0	0.0	0.0	0.0	0.0	0.0	0.0	0.0	0.0	0.0	0.0	0.0
Gas Plant	0.0	0.0	0.0	0.0	0.0	0.0	0.0	0.0	0.0	0.0	0.0	0.0	0.0
Injection Facility	0.0	0.0	0.0	0.0	0.0	0.0	0.0	0.0	0.0	0.0	0.0	0.0	0.0
Meter Station	2,277.9	2,073.7	2,219.7	1,913.5	1,752.4	1,774.6	1,974.2	1,893.5	1,771.3	1,633.7	1,627.2	1,582.9	22,494.6
Other	0.0	0.0	0.0	0.0	0.0	0.0	0.0	0.0	0.0	0.0	0.0	0.0	0.0
Alberta Commercial	0.0	0.0	0.0	0.0	0.0	0.0	0.0	0.0	0.0	0.0	0.0	0.0	0.0
Alberta Industrial	0.0	0.0	0.0	0.0	0.0	0.0	0.0	0.0	0.0	0.0	0.0	0.0	0.0
Alberta Residential	0.0	0.0	0.0	0.0	0.0	0.0	0.0	0.0	0.0	0.0	0.0	0.0	0.0
Alberta Elec.Generation	0.0	0.0	0.0	0.0	0.0	0.0	0.0	0.0	0.0	0.0	0.0	0.0	0.0
Shrinkage													
Acid Gas	0.0	0.0	0.0	0.0	0.0	0.0	0.0	0.0	0.0	0.0	0.0	0.0	0.0
Other products	0.0	0.9	0.0	0.0	0.0	0.0	1.2	0.0	0.0	0.0	0.0	1.2	3.3
Fuel	170.8	162.8	180.5	158.0	138.3	134.5	176.8	0.0	0.0	0.0	165.5	176.7	1,463.9
Flared	0.3	0.3	0.3	0.3	0.3	0.3	0.3	0.0	0.0	0.0	0.3	0.4	2.8
Vented	0.0	0.0	0.0	0.0	0.0	0.0	0.0	0.0	0.0	0.0	0.0	0.0	0.0
Diff and Other	80.0	107.9	45.5	82.6	93.1	59.4	107.4	110.5	0.0	148.6	147.0	139.8	1,121.8
Process and Frac													
Pentanes Plus	0.0	4.5	0.0	0.0	0.0	0.0	6.0	0.0	0.0	0.0	0.0	6.0	16.5
Propane	0.0	0.0	0.0	0.0	0.0	0.0	0.0	0.0	0.0	0.0	0.0	0.0	0.0
Butanes	0.0	0.0	0.0	0.0	0.0	0.0	0.0	0.0	0.0	0.0	0.0	0.0	0.0
Ethane	0.0	0.0	0.0	0.0	0.0	0.0	0.0	0.0	0.0	0.0	0.0	0.0	0.0
NGL	0.0	0.0	0.0	0.0	0.0	0.0	0.0	0.0	0.0	0.0	0.0	0.0	0.0
Sulphur	0.0	0.0	0.0	0.0	0.0	0.0	0.0	0.0	0.0	0.0	0.0	0.0	0.0
Sulphur Closing Inv	0.0	0.0	0.0	0.0	0.0	0.0	0.0	0.0	0.0	0.0	0.0	0.0	0.0

Unit of Measurement: Gas and Gas equivalent products: 1000m3, Liquids: m3, Sulphur: MTS

VPR6200

Facility ID ABGP0001177

Facility Name PANCDN BASSANO

Facility Licence # 23263

Facility Operator A7NW TXNE

Production Month	201701	201702	201703	201704	201705	201706	201707	201708	201709	201710	201711	201712	Totals
Receipts													
Receipts from Alberta Facilities	19,835.2	17,761.2	19,592.3	17,110.3	18,876.5	17,275.3	18,447.9	18,876.9	17,841.0	18,335.6	17,819.4	17,290.8	219,062.4
Receipts from Non-Alberta Facilities	0.0	0.0	0.0	0.0	0.0	0.0	0.0	0.0	0.0	0.0	0.0	0.0	0.0
Dispositions													
Disposition													
Battery	0.0	0.0	0.0	0.0	0.0	0.0	0.0	0.0	0.0	0.0	0.0	0.0	0.0
Gas Gathering System	249.8	215.6	244.6	233.5	250.1	302.5	312.2	309.4	292.5	287.9	312.1	303.1	3,313.3
Gas Plant	0.0	0.0	0.0	0.0	0.0	0.0	0.0	0.0	0.0	0.0	0.0	0.0	0.0
Injection Facility	0.0	0.0	0.0	0.0	0.0	0.0	0.0	0.0	0.0	0.0	0.0	0.0	0.0
Meter Station	18,650.0	16,994.9	18,873.8	16,935.5	18,832.1	17,291.8	18,450.1	18,674.7	17,815.4	17,805.6	17,641.9	17,331.7	215,297.5
Other	0.0	0.0	0.0	0.0	0.0	0.0	0.0	0.0	0.0	0.0	0.0	0.0	0.0
Alberta Commercial	0.0	0.0	0.0	0.0	0.0	0.0	0.0	0.0	0.0	0.0	0.0	0.0	0.0
Alberta Industrial	0.0	0.0	0.0	0.0	0.0	0.0	0.0	0.0	0.0	0.0	0.0	0.0	0.0
Alberta Residential	0.0	0.0	0.0	0.0	0.0	0.0	0.0	0.0	0.0	0.0	0.0	0.0	0.0
Alberta Elec.Generation	0.0	0.0	0.0	0.0	0.0	0.0	0.0	0.0	0.0	0.0	0.0	0.0	0.0
Shrinkage													
Acid Gas	0.0	0.0	0.0	0.0	0.0	0.0	0.0	0.0	0.0	0.0	0.0	0.0	0.0
Other products	12.6	18.8	20.0	16.2	10.9	12.2	10.5	19.4	20.9	14.7	7.7	9.4	173.3
Fuel	10.6	9.6	10.6	10.2	10.6	10.2	10.6	10.6	10.2	10.6	10.2	10.6	124.6
Flared	0.0	0.0	2.8	0.0	0.0	2.8	5.6	0.0	2.8	2.8	0.0	0.0	16.8
Vented	0.5	0.4	0.5	3.3	0.5	0.5	0.5	0.5	0.5	0.5	0.5	0.5	8.7
Diff and Other	911.7	521.9	440.0	-88.4	-227.7	-344.7	-341.6	-137.7	-301.3	213.5	-153.0	-364.5	128.2
Process and Frac													
Pentanes Plus	0.0	0.0	0.0	0.0	0.0	0.0	0.0	0.0	0.0	0.0	0.0	0.0	0.0
Propane	0.0	0.0	0.0	0.0	0.0	0.0	0.0	0.0	0.0	0.0	0.0	0.0	0.0
Butanes	0.0	0.0	0.0	0.0	0.0	0.0	0.0	0.0	0.0	0.0	0.0	0.0	0.0
Ethane	0.0	0.0	0.0	0.0	0.0	0.0	0.0	0.0	0.0	0.0	0.0	0.0	0.0
NGL	57.3	85.8	90.6	73.8	49.8	55.8	48.2	88.4	96.2	68.8	35.0	50.3	800.0
Sulphur	0.0	0.0	0.0	0.0	0.0	0.0	0.0	0.0	0.0	0.0	0.0	0.0	0.0
Sulphur Closing Inv	0.0	0.0	0.0	0.0	0.0	0.0	0.0	0.0	0.0	0.0	0.0	0.0	0.0

Unit of Measurement: Gas and Gas equivalent products: 1000m3, Liquids: m3, Sulphur: MTS

VPR6200

Facility ID ABGP0001178

Facility Name STANMORE 5-1-29-12W4

Facility Licence # 3888

Facility Operator OHE9 CNRL

Production Month	201701	201702	201703	201704	201705	201706	201707	201708	201709	201710	201711	201712	Totals
Receipts													
Receipts from Alberta Facilities	2,354.2	2,348.6	2,591.6	2,632.5	2,864.5	2,744.1	2,507.9	2,548.0	1,798.3	2,194.4	0.0	0.0	24,584.1
Receipts from Non-Alberta Facilities	0.0	0.0	0.0	0.0	0.0	0.0	0.0	0.0	0.0	0.0	0.0	0.0	0.0
Dispositions													
Disposition													
Battery	0.0	0.0	0.0	0.0	0.0	0.0	0.0	0.0	0.0	0.0	0.0	0.0	0.0
Gas Gathering System	0.0	0.0	0.0	0.0	0.0	0.0	0.0	0.0	0.0	0.0	0.0	0.0	0.0
Gas Plant	0.0	0.0	0.0	0.0	0.0	0.0	0.0	0.0	0.0	0.0	0.0	0.0	0.0
Injection Facility	0.0	0.0	0.0	0.0	0.0	0.0	0.0	0.0	0.0	0.0	0.0	0.0	0.0
Meter Station	2,081.8	2,163.1	2,337.2	2,344.7	2,503.9	2,388.3	2,198.3	2,282.4	1,680.5	1,863.5	0.0	0.0	21,843.7
Other	0.0	0.0	0.0	0.0	0.0	0.0	0.0	0.0	0.0	0.0	0.0	0.0	0.0
Alberta Commercial	0.0	0.0	0.0	0.0	0.0	0.0	0.0	0.0	0.0	0.0	0.0	0.0	0.0
Alberta Industrial	0.0	0.0	0.0	0.0	0.0	0.0	0.0	0.0	0.0	0.0	0.0	0.0	0.0
Alberta Residential	0.0	0.0	0.0	0.0	0.0	0.0	0.0	0.0	0.0	0.0	0.0	0.0	0.0
Alberta Elec.Generation	0.0	0.0	0.0	0.0	0.0	0.0	0.0	0.0	0.0	0.0	0.0	0.0	0.0
Shrinkage													
Acid Gas	0.0	0.0	0.0	0.0	0.0	0.0	0.0	0.0	0.0	0.0	0.0	0.0	0.0
Other products	20.6	18.3	17.6	18.1	21.5	20.6	19.5	19.3	14.1	18.8	0.0	0.0	188.4
Fuel	274.4	232.4	259.8	259.5	274.6	270.2	257.8	270.1	222.1	233.2	0.0	0.0	2,554.1
Flared	0.0	0.0	0.0	0.0	0.0	0.0	0.0	0.0	0.0	0.0	0.0	0.0	0.0
Vented	3.8	0.0	0.0	0.1	0.0	0.0	0.0	0.0	0.0	0.0	0.0	0.0	3.9
Diff and Other	-26.4	-65.2	-23.0	10.1	64.5	65.0	32.3	-23.8	-118.4	78.9	0.0	0.0	-6.0
Process and Frac													
Pentanes Plus	99.6	88.4	85.3	87.7	104.0	99.6	94.2	93.3	68.1	90.9	0.0	0.0	911.1
Propane	0.0	0.0	0.0	0.0	0.0	0.0	0.0	0.0	0.0	0.0	0.0	0.0	0.0
Butanes	0.0	0.0	0.0	0.0	0.0	0.0	0.0	0.0	0.0	0.0	0.0	0.0	0.0
Ethane	0.0	0.0	0.0	0.0	0.0	0.0	0.0	0.0	0.0	0.0	0.0	0.0	0.0
NGL	0.0	0.0	0.0	0.0	0.0	0.0	0.0	0.0	0.0	0.0	0.0	0.0	0.0
Sulphur	0.0	0.0	0.0	0.0	0.0	0.0	0.0	0.0	0.0	0.0	0.0	0.0	0.0
Sulphur Closing Inv	0.0	0.0	0.0	0.0	0.0	0.0	0.0	0.0	0.0	0.0	0.0	0.0	0.0

Unit of Measurement: Gas and Gas equivalent products: 1000m3, Liquids: m3, Sulphur: MTS

VPR6200

Facility ID ABGP0001181

Facility Name CDN FOREST PENHOLD

Facility Licence # 5640

Facility Operator A2TG TQN

Production Month	201701	201702	201703	201704	201705	201706	201707	201708	201709	201710	201711	201712	Totals
Receipts													
Receipts from Alberta Facilities	816.1	643.2	780.4	814.0	813.8	811.4	818.3	775.3	744.2	773.7	752.3	762.4	9,305.1
Receipts from Non-Alberta Facilities	0.0	0.0	0.0	0.0	0.0	0.0	0.0	0.0	0.0	0.0	0.0	0.0	0.0
Dispositions													
Disposition													
Battery	0.0	0.0	0.0	0.0	0.0	0.0	0.0	0.0	0.0	0.0	0.0	0.0	0.0
Gas Gathering System	0.0	0.0	0.0	0.0	0.0	0.0	0.0	0.0	0.0	0.0	0.0	0.0	0.0
Gas Plant	0.0	0.0	0.0	0.0	0.0	0.0	0.0	0.0	0.0	0.0	0.0	0.0	0.0
Injection Facility	0.0	0.0	0.0	0.0	0.0	0.0	0.0	0.0	0.0	0.0	0.0	0.0	0.0
Meter Station	599.6	447.1	510.0	578.8	591.2	589.7	615.0	570.7	541.6	554.9	528.3	526.9	6,653.8
Other	0.0	0.0	0.0	0.0	0.0	0.0	0.0	0.0	0.0	0.0	0.0	0.0	0.0
Alberta Commercial	0.0	0.0	0.0	0.0	0.0	0.0	0.0	0.0	0.0	0.0	0.0	0.0	0.0
Alberta Industrial	0.0	0.0	0.0	0.0	0.0	0.0	0.0	0.0	0.0	0.0	0.0	0.0	0.0
Alberta Residential	0.0	0.0	0.0	0.0	0.0	0.0	0.0	0.0	0.0	0.0	0.0	0.0	0.0
Alberta Elec.Generation	0.0	0.0	0.0	0.0	0.0	0.0	0.0	0.0	0.0	0.0	0.0	0.0	0.0
Shrinkage													
Acid Gas	0.0	0.0	0.0	0.0	0.0	0.0	0.0	0.0	0.0	0.0	0.0	0.0	0.0
Other products	42.6	27.6	49.0	55.2	45.5	42.0	44.3	44.1	46.5	44.1	40.0	45.9	526.8
Fuel	120.1	115.1	132.2	124.8	130.1	119.2	124.9	125.0	122.7	121.7	120.4	124.9	1,481.1
Flared	0.0	0.0	0.0	0.0	0.0	0.0	0.0	0.0	0.0	0.0	0.0	0.0	0.0
Vented	5.0	4.3	3.8	2.8	3.0	3.4	2.0	2.6	2.3	2.2	3.3	3.4	38.1
Diff and Other	48.8	49.1	85.4	52.4	44.0	57.1	32.1	32.9	31.1	50.8	60.3	61.3	605.3
Process and Frac													
Pentanes Plus	32.0	27.6	17.7	26.3	12.5	19.7	10.6	17.1	13.5	11.8	21.1	21.6	231.5
Propane	0.0	0.0	0.0	0.0	0.0	0.0	0.0	0.0	0.0	0.0	0.0	0.0	0.0
Butanes	0.0	0.0	0.0	0.0	0.0	0.0	0.0	0.0	0.0	0.0	0.0	0.0	0.0
Ethane	0.0	0.0	0.0	0.0	0.0	0.0	0.0	0.0	0.0	0.0	0.0	0.0	0.0
NGL	149.1	90.8	187.6	206.6	178.3	162.8	181.5	174.4	186.8	176.8	150.7	175.2	2,020.6
Sulphur	0.0	0.0	0.0	0.0	0.0	0.0	0.0	0.0	0.0	0.0	0.0	0.0	0.0
Sulphur Closing Inv	0.0	0.0	0.0	0.0	0.0	0.0	0.0	0.0	0.0	0.0	0.0	0.0	0.0

Unit of Measurement: Gas and Gas equivalent products: 1000m3, Liquids: m3, Sulphur: MTS

VPR6200

Facility ID ABGP0001182

Facility Name HANNA 8-25-31-14w4

Facility Licence # 4192

Facility Operator OHE9 CNRL

Production Month	201701	201702	201703	201704	201705	201706	201707	201708	201709	201710	201711	201712	Totals
Receipts													
Receipts from Alberta Facilities	1,543.2	1,428.2	1,646.8	1,523.3	1,523.2	1,513.5	1,789.0	1,863.1	1,750.4	1,747.7	1,928.7	1,886.8	20,143.9
Receipts from Non-Alberta Facilities	0.0	0.0	0.0	0.0	0.0	0.0	0.0	0.0	0.0	0.0	0.0	0.0	0.0
Dispositions													
Disposition													
Battery	0.0	0.0	0.0	0.0	0.0	0.0	0.0	0.0	0.0	0.0	0.0	0.0	0.0
Gas Gathering System	0.0	0.0	0.0	0.0	0.0	0.0	0.0	0.0	0.0	0.0	0.0	0.0	0.0
Gas Plant	0.0	0.0	0.0	0.0	0.0	0.0	0.0	0.0	0.0	0.0	0.0	0.0	0.0
Injection Facility	0.0	0.0	0.0	0.0	0.0	0.0	0.0	0.0	0.0	0.0	0.0	0.0	0.0
Meter Station	1,388.6	1,294.5	1,495.0	1,380.1	1,361.3	1,346.1	1,610.2	1,687.1	1,578.9	1,570.4	1,782.2	1,731.3	18,225.7
Other	0.0	0.0	0.0	0.0	0.0	0.0	0.0	0.0	0.0	0.0	0.0	0.0	0.0
Alberta Commercial	0.0	0.0	0.0	0.0	0.0	0.0	0.0	0.0	0.0	0.0	0.0	0.0	0.0
Alberta Industrial	0.0	0.0	0.0	0.0	0.0	0.0	0.0	0.0	0.0	0.0	0.0	0.0	0.0
Alberta Residential	0.0	0.0	0.0	0.0	0.0	0.0	0.0	0.0	0.0	0.0	0.0	0.0	0.0
Alberta Elec.Generation	0.0	0.0	0.0	0.0	0.0	0.0	0.0	0.0	0.0	0.0	0.0	0.0	0.0
Shrinkage													
Acid Gas	0.0	0.0	0.0	0.0	0.0	0.0	0.0	0.0	0.0	0.0	0.0	0.0	0.0
Other products	7.3	5.3	6.6	6.9	5.7	6.4	5.3	5.2	5.7	5.1	4.5	5.2	69.2
Fuel	82.4	77.4	87.6	84.5	89.0	92.5	107.5	113.6	107.1	112.0	105.1	107.5	1,166.2
Flared	0.0	0.0	0.0	0.0	0.0	0.0	0.0	0.0	0.0	0.0	0.0	0.0	0.0
Vented	0.0	0.1	2.1	0.6	0.6	0.5	0.5	0.5	0.5	0.6	0.6	0.6	7.2
Diff and Other	64.9	50.9	55.5	51.2	66.6	68.0	65.5	56.7	58.2	59.6	36.3	42.2	675.6
Process and Frac													
Pentanes Plus	35.1	25.6	32.1	33.2	27.7	30.9	25.5	25.0	27.6	24.8	21.9	25.3	334.7
Propane	0.0	0.0	0.0	0.0	0.0	0.0	0.0	0.0	0.0	0.0	0.0	0.0	0.0
Butanes	0.0	0.0	0.0	0.0	0.0	0.0	0.0	0.0	0.0	0.0	0.0	0.0	0.0
Ethane	0.0	0.0	0.0	0.0	0.0	0.0	0.0	0.0	0.0	0.0	0.0	0.0	0.0
NGL	0.0	0.0	0.0	0.0	0.0	0.0	0.0	0.0	0.0	0.0	0.0	0.0	0.0
Sulphur	0.0	0.0	0.0	0.0	0.0	0.0	0.0	0.0	0.0	0.0	0.0	0.0	0.0
Sulphur Closing Inv	0.0	0.0	0.0	0.0	0.0	0.0	0.0	0.0	0.0	0.0	0.0	0.0	0.0

Unit of Measurement: Gas and Gas equivalent products: 1000m3, Liquids: m3, Sulphur: MTS

VPR6200

Facility ID ABGP0001184

Facility Name KNOPCIK 9-10-74-11W6

Facility Licence # 15494

Facility Operator OHE9 CNRL

Production Month	201701	201702	201703	201704	201705	201706	201707	201708	201709	201710	201711	201712	Totals
Receipts													
Receipts from Alberta Facilities	18,900.8	17,842.5	18,817.6	17,808.0	18,444.0	15,858.6	19,344.3	18,787.7	16,893.0	17,621.5	15,563.2	16,103.7	211,984.9
Receipts from Non-Alberta Facilities	0.0	0.0	0.0	0.0	0.0	0.0	0.0	0.0	0.0	0.0	0.0	0.0	0.0
Dispositions													
Disposition													
Battery	0.0	0.0	0.0	0.0	0.0	0.0	0.0	0.0	0.0	0.0	0.0	0.0	0.0
Gas Gathering System	0.0	0.0	0.0	0.0	0.0	0.0	0.0	0.0	0.0	0.0	0.0	0.0	0.0
Gas Plant	0.0	0.0	0.0	0.0	0.0	0.0	0.0	0.0	0.0	0.0	0.0	0.0	0.0
Injection Facility	0.0	0.0	0.0	0.0	0.0	0.0	0.0	0.0	0.0	0.0	0.0	0.0	0.0
Meter Station	17,243.0	16,347.0	17,177.7	16,393.9	16,905.6	14,627.4	17,640.3	17,058.3	15,437.3	16,119.3	14,199.6	14,628.4	193,777.8
Other	0.0	0.0	0.0	0.0	0.0	0.0	0.0	0.0	0.0	0.0	0.0	0.0	0.0
Alberta Commercial	0.0	0.0	0.0	0.0	0.0	0.0	0.0	0.0	0.0	0.0	0.0	0.0	0.0
Alberta Industrial	0.0	0.0	0.0	0.0	0.0	0.0	0.0	0.0	0.0	0.0	0.0	0.0	0.0
Alberta Residential	0.0	0.0	0.0	0.0	0.0	0.0	0.0	0.0	0.0	0.0	0.0	0.0	0.0
Alberta Elec.Generation	0.0	0.0	0.0	0.0	0.0	0.0	0.0	0.0	0.0	0.0	0.0	0.0	0.0
Shrinkage													
Acid Gas	0.0	0.0	0.0	0.0	0.0	0.0	0.0	0.0	0.0	0.0	0.0	0.0	0.0
Other products	610.8	546.3	579.9	536.3	593.9	472.5	599.3	637.8	582.2	534.2	481.5	534.5	6,709.2
Fuel	947.6	863.8	931.7	836.1	840.1	736.2	854.7	842.1	782.4	805.7	797.9	821.8	10,060.1
Flared	13.6	21.1	19.7	34.5	20.6	15.3	10.6	17.1	4.8	18.8	18.2	14.0	208.3
Vented	0.0	0.0	0.0	0.0	0.0	0.0	0.0	0.0	0.0	0.0	0.0	0.0	0.0
Diff and Other	85.8	64.3	108.6	7.2	83.8	7.2	239.4	232.4	86.3	143.5	66.0	105.0	1,229.5
Process and Frac													
Pentanes Plus	1,631.0	1,514.1	1,627.1	1,660.1	1,947.4	1,301.2	2,063.1	1,574.0	1,429.8	1,259.7	1,313.9	1,445.8	18,767.2
Propane	2,225.5	1,616.0	1,373.2	1,652.3	1,684.6	2,281.1	1,417.0	1,111.3	1,519.9	1,775.8	1,960.3	2,026.9	20,643.9
Butanes	3,825.3	3,637.2	3,889.4	4,463.7	4,971.3	4,407.9	4,602.8	4,408.0	3,460.2	3,903.9	3,973.6	4,330.0	49,873.3
Ethane	95.5	53.3	68.9	30.2	63.0	87.5	67.6	54.7	29.8	28.8	33.0	44.1	656.4
NGL	0.0	0.0	0.0	0.0	0.0	0.0	0.0	0.0	0.0	0.0	0.0	0.0	0.0
Sulphur	0.0	0.0	0.0	0.0	0.0	0.0	0.0	0.0	0.0	0.0	0.0	0.0	0.0
Sulphur Closing Inv	0.0	0.0	0.0	0.0	0.0	0.0	0.0	0.0	0.0	0.0	0.0	0.0	0.0

Unit of Measurement: Gas and Gas equivalent products: 1000m3, Liquids: m3, Sulphur: MTS

VPR6200

Facility ID ABGP0001185

Facility Name MARATHON BATTLE CR TWINING

Facility Licence # 4248

Facility Operator A1H9 EMBER

Production Month	201701	201702	201703	201704	201705	201706	201707	201708	201709	201710	201711	201712	Totals
Receipts													
Receipts from Alberta Facilities	5,228.2	4,852.0	5,149.8	5,358.3	5,610.6	5,284.8	5,782.7	5,754.5	5,042.1	6,008.3	5,600.0	5,876.0	65,547.3
Receipts from Non-Alberta Facilities	0.0	0.0	0.0	0.0	0.0	0.0	0.0	0.0	0.0	0.0	0.0	0.0	0.0
Dispositions													
Disposition													
Battery	0.0	0.0	0.0	0.0	0.0	0.0	0.0	0.0	0.0	0.0	0.0	0.0	0.0
Gas Gathering System	0.0	0.0	0.0	0.0	0.0	0.0	0.0	0.0	0.0	0.0	0.0	0.0	0.0
Gas Plant	0.0	0.0	0.0	0.0	0.0	0.0	0.0	0.0	0.0	0.0	0.0	0.0	0.0
Injection Facility	0.0	0.0	0.0	0.0	0.0	0.0	0.0	0.0	0.0	0.0	0.0	0.0	0.0
Meter Station	4,822.2	4,416.0	4,707.2	4,781.9	4,990.5	4,741.9	5,392.5	5,426.4	4,517.9	5,447.4	4,987.4	5,343.6	59,574.9
Other	0.0	0.0	0.0	0.0	0.0	0.0	0.0	0.0	0.0	0.0	0.0	0.0	0.0
Alberta Commercial	0.0	0.0	0.0	0.0	0.0	0.0	0.0	0.0	0.0	0.0	0.0	0.0	0.0
Alberta Industrial	0.0	0.0	0.0	0.0	0.0	0.0	0.0	0.0	0.0	0.0	0.0	0.0	0.0
Alberta Residential	0.0	0.0	0.0	0.0	0.0	0.0	0.0	0.0	0.0	0.0	0.0	0.0	0.0
Alberta Elec.Generation	0.0	0.0	0.0	0.0	0.0	0.0	0.0	0.0	0.0	0.0	0.0	0.0	0.0
Shrinkage													
Acid Gas	0.0	0.0	0.0	0.0	0.0	0.0	0.0	0.0	0.0	0.0	0.0	0.0	0.0
Other products	101.7	86.4	99.6	104.6	102.6	92.0	105.6	113.9	81.1	101.8	90.7	106.3	1,186.3
Fuel	360.4	343.3	407.9	423.4	419.1	435.0	417.6	406.6	337.1	397.4	300.1	388.9	4,636.8
Flared	1.0	1.6	0.7	0.0	0.1	1.8	1.3	0.1	0.8	0.3	0.2	0.0	7.9
Vented	0.0	0.0	0.0	0.0	0.0	0.0	0.0	0.0	0.0	0.0	0.0	0.0	0.0
Diff and Other	-57.1	4.7	-65.6	48.4	98.3	14.1	-134.3	-192.5	105.2	61.4	221.6	37.2	141.4
Process and Frac													
Pentanes Plus	58.6	44.4	53.4	18.1	7.7	11.9	3.8	3.1	2.2	10.9	30.3	25.0	269.4
Propane	0.0	0.0	0.0	0.0	0.0	0.0	0.0	0.0	0.0	0.0	0.0	0.0	0.0
Butanes	0.0	0.0	0.0	0.0	0.0	0.0	0.0	0.0	0.0	0.0	0.0	0.0	0.0
Ethane	0.0	0.0	0.0	0.0	0.0	0.0	0.0	0.0	0.0	0.0	0.0	0.0	0.0
NGL	382.9	328.5	378.4	423.3	430.7	383.8	449.3	485.5	350.4	432.8	366.5	436.4	4,848.5
Sulphur	0.0	0.0	0.0	0.0	0.0	0.0	0.0	0.0	0.0	0.0	0.0	0.0	0.0
Sulphur Closing Inv	0.0	0.0	0.0	0.0	0.0	0.0	0.0	0.0	0.0	0.0	0.0	0.0	0.0

Unit of Measurement: Gas and Gas equivalent products: 1000m3, Liquids: m3, Sulphur: MTS

VPR6200

Facility ID ABGP0001193

Facility Name PENN WEST KILLAM

Facility Licence # 9229

Facility Operator A7BY

Production Month	201701	201702	201703	201704	201705	201706	201707	201708	201709	201710	201711	201712	Totals
	SHUTIN	SHUTIN	SHUTIN										
Receipts													
Receipts from Alberta Facilities	0.0	0.0	0.0	0.0	0.0	0.0	0.0	0.0	0.0	0.0	0.0	0.0	0.0
Receipts from Non-Alberta Facilities	0.0	0.0	0.0	0.0	0.0	0.0	0.0	0.0	0.0	0.0	0.0	0.0	0.0
Dispositions													
Disposition													
Battery	0.0	0.0	0.0	0.0	0.0	0.0	0.0	0.0	0.0	0.0	0.0	0.0	0.0
Gas Gathering System	0.0	0.0	0.0	0.0	0.0	0.0	0.0	0.0	0.0	0.0	0.0	0.0	0.0
Gas Plant	0.0	0.0	0.0	0.0	0.0	0.0	0.0	0.0	0.0	0.0	0.0	0.0	0.0
Injection Facility	0.0	0.0	0.0	0.0	0.0	0.0	0.0	0.0	0.0	0.0	0.0	0.0	0.0
Meter Station	0.0	0.0	0.0	0.0	0.0	0.0	0.0	0.0	0.0	0.0	0.0	0.0	0.0
Other	0.0	0.0	0.0	0.0	0.0	0.0	0.0	0.0	0.0	0.0	0.0	0.0	0.0
Alberta Commercial	0.0	0.0	0.0	0.0	0.0	0.0	0.0	0.0	0.0	0.0	0.0	0.0	0.0
Alberta Industrial	0.0	0.0	0.0	0.0	0.0	0.0	0.0	0.0	0.0	0.0	0.0	0.0	0.0
Alberta Residential	0.0	0.0	0.0	0.0	0.0	0.0	0.0	0.0	0.0	0.0	0.0	0.0	0.0
Alberta Elec.Generation	0.0	0.0	0.0	0.0	0.0	0.0	0.0	0.0	0.0	0.0	0.0	0.0	0.0
Shrinkage													
Acid Gas	0.0	0.0	0.0	0.0	0.0	0.0	0.0	0.0	0.0	0.0	0.0	0.0	0.0
Other products	0.0	0.0	0.0	0.0	0.0	0.0	0.0	0.0	0.0	0.0	0.0	0.0	0.0
Fuel	0.0	0.0	0.0	0.0	0.0	0.0	0.0	0.0	0.0	0.0	0.0	0.0	0.0
Flared	0.0	0.0	0.0	0.0	0.0	0.0	0.0	0.0	0.0	0.0	0.0	0.0	0.0
Vented	0.0	0.0	0.0	0.0	0.0	0.0	0.0	0.0	0.0	0.0	0.0	0.0	0.0
Diff and Other	0.0	0.0	0.0	0.0	0.0	0.0	0.0	0.0	0.0	0.0	0.0	0.0	0.0
Process and Frac													
Pentanes Plus	0.0	0.0	0.0	0.0	0.0	0.0	0.0	0.0	0.0	0.0	0.0	0.0	0.0
Propane	0.0	0.0	0.0	0.0	0.0	0.0	0.0	0.0	0.0	0.0	0.0	0.0	0.0
Butanes	0.0	0.0	0.0	0.0	0.0	0.0	0.0	0.0	0.0	0.0	0.0	0.0	0.0
Ethane	0.0	0.0	0.0	0.0	0.0	0.0	0.0	0.0	0.0	0.0	0.0	0.0	0.0
NGL	0.0	0.0	0.0	0.0	0.0	0.0	0.0	0.0	0.0	0.0	0.0	0.0	0.0
Sulphur	0.0	0.0	0.0	0.0	0.0	0.0	0.0	0.0	0.0	0.0	0.0	0.0	0.0
Sulphur Closing Inv	0.0	0.0	0.0	0.0	0.0	0.0	0.0	0.0	0.0	0.0	0.0	0.0	0.0

VPR6200

Facility ID ABGP0001201

Facility Name AEC MCLEOD

Facility Licence # 12452

Facility Operator A778 1049601 BC

Production Month	201701	201702	201703	201704	201705	201706	201707	201708	201709	201710	201711	201712	Totals
Receipts													
Receipts from Alberta Facilities	8,157.1	7,877.3	4,602.4	6,390.4	6,543.9	6,654.8	10,006.9	9,998.1	8,326.5	8,284.1	9,318.8	10,337.5	96,497.8
Receipts from Non-Alberta Facilities	0.0	0.0	0.0	0.0	0.0	0.0	0.0	0.0	0.0	0.0	0.0	0.0	0.0
Dispositions													
Disposition													
Battery	0.0	0.0	0.0	0.0	0.0	0.0	0.0	0.0	0.0	0.0	0.0	0.0	0.0
Gas Gathering System	0.0	0.0	0.0	0.0	0.0	0.0	0.0	0.0	0.0	0.0	0.0	0.0	0.0
Gas Plant	0.0	0.0	0.0	0.0	0.0	0.0	0.0	0.0	0.0	0.0	0.0	0.0	0.0
Injection Facility	0.0	0.0	0.0	0.0	0.0	0.0	0.0	0.0	0.0	0.0	0.0	0.0	0.0
Meter Station	7,373.2	7,211.8	4,453.1	5,815.3	6,421.1	6,423.7	9,801.1	9,391.6	8,069.9	7,792.5	8,390.5	9,521.2	90,665.0
Other	0.0	0.0	0.0	0.0	0.0	0.0	0.0	0.0	0.0	0.0	0.0	0.0	0.0
Alberta Commercial	0.0	0.0	0.0	0.0	0.0	0.0	0.0	0.0	0.0	0.0	0.0	0.0	0.0
Alberta Industrial	0.0	0.0	0.0	0.0	0.0	0.0	0.0	0.0	0.0	0.0	0.0	0.0	0.0
Alberta Residential	0.0	0.0	0.0	0.0	0.0	0.0	0.0	0.0	0.0	0.0	0.0	0.0	0.0
Alberta Elec.Generation	0.0	0.0	0.0	0.0	0.0	0.0	0.0	0.0	0.0	0.0	0.0	0.0	0.0
Shrinkage													
Acid Gas	0.0	0.0	0.0	0.0	0.0	0.0	0.0	0.0	0.0	0.0	0.0	0.0	0.0
Other products	392.7	381.0	167.7	248.4	241.6	280.3	415.8	364.0	364.4	357.7	397.3	524.0	4,134.9
Fuel	542.6	490.2	288.4	383.1	399.2	369.2	475.3	432.6	418.3	512.1	468.8	484.1	5,263.9
Flared	4.5	8.9	8.8	1.7	0.0	0.0	0.0	0.0	0.0	0.0	0.0	0.0	23.9
Vented	0.0	0.1	0.0	0.0	0.0	0.0	0.0	0.0	0.0	0.0	0.0	0.0	0.1
Diff and Other	-155.9	-214.7	-315.6	-58.1	-518.0	-418.4	-685.3	-190.1	-526.1	-378.2	62.2	-191.8	-3,590.0
Process and Frac													
Pentanes Plus	525.6	441.4	134.5	295.2	244.8	280.9	244.2	141.9	177.6	261.1	512.0	873.1	4,132.3
Propane	0.0	0.0	0.0	0.0	0.0	0.0	0.0	0.0	0.0	0.0	0.0	0.0	0.0
Butanes	0.0	0.0	0.0	0.0	0.0	0.0	0.0	0.0	0.0	0.0	0.0	0.0	0.0
Ethane	0.0	0.0	0.0	0.0	0.0	0.0	0.0	0.0	0.0	0.0	0.0	0.0	0.0
NGL	1,158.0	1,179.5	571.0	770.2	778.4	906.7	1,503.0	1,372.8	1,340.2	1,239.0	1,182.5	1,384.2	13,385.5
Sulphur	0.0	0.0	0.0	0.0	0.0	0.0	0.0	0.0	0.0	0.0	0.0	0.0	0.0
Sulphur Closing Inv	0.0	0.0	0.0	0.0	0.0	0.0	0.0	0.0	0.0	0.0	0.0	0.0	0.0

Unit of Measurement: Gas and Gas equivalent products: 1000m3, Liquids: m3, Sulphur: MTS

VPR6200

Facility ID ABGP0001203

Facility Name ENERMARK HACKETT

Facility Licence # 5068

Facility Operator A5RD ENERPLUS CORP

Production Month	201701	201702	201703	201704	201705	201706	201707	201708	201709	201710	201711	201712	Totals
Receipts													
Receipts from Alberta Facilities	688.1	590.0	670.4	636.3	688.8	558.7	654.6	696.2	642.5	680.5	619.6	650.1	7,775.8
Receipts from Non-Alberta Facilities	0.0	0.0	0.0	0.0	0.0	0.0	0.0	0.0	0.0	0.0	0.0	0.0	0.0
Dispositions													
Disposition													
Battery	0.0	0.0	0.0	0.0	0.0	0.0	0.0	0.0	0.0	0.0	0.0	0.0	0.0
Gas Gathering System	0.0	0.0	0.0	0.0	0.0	0.0	0.0	0.0	0.0	0.0	0.0	0.0	0.0
Gas Plant	0.0	0.0	0.0	0.0	0.0	0.0	0.0	0.0	0.0	0.0	0.0	0.0	0.0
Injection Facility	0.0	0.0	0.0	0.0	0.0	0.0	0.0	0.0	0.0	0.0	0.0	0.0	0.0
Meter Station	598.3	512.2	599.6	556.5	577.0	463.5	483.9	598.5	525.2	574.4	506.0	546.0	6,541.1
Other	0.0	0.0	0.0	0.0	0.0	0.0	0.0	0.0	0.0	0.0	0.0	0.0	0.0
Alberta Commercial	0.0	0.0	0.0	0.0	0.0	0.0	0.0	0.0	0.0	0.0	0.0	0.0	0.0
Alberta Industrial	0.0	0.0	0.0	0.0	0.0	0.0	0.0	0.0	0.0	0.0	0.0	0.0	0.0
Alberta Residential	0.0	0.0	0.0	0.0	0.0	0.0	0.0	0.0	0.0	0.0	0.0	0.0	0.0
Alberta Elec.Generation	0.0	0.0	0.0	0.0	0.0	0.0	0.0	0.0	0.0	0.0	0.0	0.0	0.0
Shrinkage													
Acid Gas	0.0	0.0	0.0	0.0	0.0	0.0	0.0	0.0	0.0	0.0	0.0	0.0	0.0
Other products	3.5	2.0	3.2	2.4	1.0	2.1	1.7	1.7	1.0	3.0	0.7	3.0	25.3
Fuel	109.4	97.3	110.0	106.2	110.2	95.5	97.3	115.4	102.4	119.2	108.6	118.6	1,290.1
Flared	0.0	0.0	0.0	0.0	0.0	0.0	0.0	0.0	0.0	0.0	0.0	0.0	0.0
Vented	0.0	0.0	0.0	0.0	0.0	0.0	0.0	0.0	0.0	0.0	0.0	0.0	0.0
Diff and Other	-23.1	-21.5	-42.4	-28.8	0.6	-2.4	71.7	-19.4	13.9	-16.1	4.3	-17.5	-80.7
Process and Frac													
Pentanes Plus	0.0	0.0	0.0	0.0	0.0	0.0	0.0	0.0	0.0	0.0	0.0	0.0	0.0
Propane	0.0	0.0	0.0	0.0	0.0	0.0	0.0	0.0	0.0	0.0	0.0	0.0	0.0
Butanes	0.0	0.0	0.0	0.0	0.0	0.0	0.0	0.0	0.0	0.0	0.0	0.0	0.0
Ethane	0.0	0.0	0.0	0.0	0.0	0.0	0.0	0.0	0.0	0.0	0.0	0.0	0.0
NGL	15.2	8.5	15.6	11.5	5.0	10.0	8.1	8.3	4.9	13.4	3.7	13.6	117.8
Sulphur	0.0	0.0	0.0	0.0	0.0	0.0	0.0	0.0	0.0	0.0	0.0	0.0	0.0
Sulphur Closing Inv	0.0	0.0	0.0	0.0	0.0	0.0	0.0	0.0	0.0	0.0	0.0	0.0	0.0

Unit of Measurement: Gas and Gas equivalent products: 1000m3, Liquids: m3, Sulphur: MTS

VPR6200

Facility ID ABGP0001211

Facility Name ARCHER KILLAM

Facility Licence # 9230

Facility Operator OZ5F SEQUOIA

Production Month	201701	201702	201703	201704	201705	201706	201707	201708	201709	201710	201711	201712	Totals
Receipts													
Receipts from Alberta Facilities	665.4	680.0	645.8	556.0	725.2	895.4	828.1	869.4	790.2	677.8	677.4	790.8	8,801.5
Receipts from Non-Alberta Facilities	0.0	0.0	0.0	0.0	0.0	0.0	0.0	0.0	0.0	0.0	0.0	0.0	0.0
Dispositions													
Disposition													
Battery	0.0	0.0	0.0	0.0	0.0	0.0	0.0	0.0	0.0	0.0	0.0	0.0	0.0
Gas Gathering System	0.0	0.0	0.0	0.0	0.0	0.0	0.0	0.0	0.0	0.0	0.0	0.0	0.0
Gas Plant	0.0	0.0	0.0	0.0	0.0	0.0	0.0	0.0	0.0	0.0	0.0	0.0	0.0
Injection Facility	0.0	0.0	0.0	0.0	0.0	0.0	0.0	0.0	0.0	0.0	0.0	0.0	0.0
Meter Station	606.0	567.5	542.1	416.4	589.3	750.5	778.3	776.5	692.5	697.8	549.7	621.2	7,587.8
Other	0.0	0.0	0.0	0.0	0.0	0.0	0.0	0.0	0.0	0.0	0.0	0.0	0.0
Alberta Commercial	0.0	0.0	0.0	0.0	0.0	0.0	0.0	0.0	0.0	0.0	0.0	0.0	0.0
Alberta Industrial	0.0	0.0	0.0	0.0	0.0	0.0	0.0	0.0	0.0	0.0	0.0	0.0	0.0
Alberta Residential	0.0	0.0	0.0	0.0	0.0	0.0	0.0	0.0	0.0	0.0	0.0	0.0	0.0
Alberta Elec.Generation	0.0	0.0	0.0	0.0	0.0	0.0	0.0	0.0	0.0	0.0	0.0	0.0	0.0
Shrinkage													
Acid Gas	0.0	0.0	0.0	0.0	0.0	0.0	0.0	0.0	0.0	0.0	0.0	0.0	0.0
Other products	0.0	5.3	0.0	0.0	0.0	0.0	0.0	0.0	0.0	0.0	5.9	0.0	11.2
Fuel	95.8	84.3	94.3	82.0	92.9	0.0	0.0	102.4	98.6	0.0	90.2	94.2	834.7
Flared	0.0	0.0	0.0	0.0	0.0	0.0	0.0	0.0	0.0	0.0	0.0	0.0	0.0
Vented	0.0	0.0	0.0	0.0	0.0	0.0	0.0	0.0	0.0	0.0	0.0	0.0	0.0
Diff and Other	-36.4	22.9	9.4	57.6	43.0	144.9	49.8	-9.5	-0.9	-20.0	31.6	75.4	367.8
Process and Frac													
Pentanes Plus	0.0	25.8	0.0	0.0	0.0	0.0	0.0	0.0	0.0	0.0	28.7	0.0	54.5
Propane	0.0	0.0	0.0	0.0	0.0	0.0	0.0	0.0	0.0	0.0	0.0	0.0	0.0
Butanes	0.0	0.0	0.0	0.0	0.0	0.0	0.0	0.0	0.0	0.0	0.0	0.0	0.0
Ethane	0.0	0.0	0.0	0.0	0.0	0.0	0.0	0.0	0.0	0.0	0.0	0.0	0.0
NGL	0.0	0.0	0.0	0.0	0.0	0.0	0.0	0.0	0.0	0.0	0.0	0.0	0.0
Sulphur	0.0	0.0	0.0	0.0	0.0	0.0	0.0	0.0	0.0	0.0	0.0	0.0	0.0
Sulphur Closing Inv	0.0	0.0	0.0	0.0	0.0	0.0	0.0	0.0	0.0	0.0	0.0	0.0	0.0

Unit of Measurement: Gas and Gas equivalent products: 1000m3, Liquids: m3, Sulphur: MTS

VPR6200

Facility ID ABGP0001213

Facility Name GARDEN PLAINS 5-15-33-13 GP

Facility Licence # 34864

Facility Operator ORL9 BAYTEX

Production Month	201701	201702	201703	201704	201705	201706	201707	201708	201709	201710	201711	201712	Totals
Receipts													
Receipts from Alberta Facilities	3,195.8	2,778.7	3,156.1	3,407.6	3,461.2	2,684.1	2,818.5	3,120.8	2,912.8	2,820.4	2,627.1	2,599.6	35,582.7
Receipts from Non-Alberta Facilities	0.0	0.0	0.0	0.0	0.0	0.0	0.0	0.0	0.0	0.0	0.0	0.0	0.0
Dispositions													
Disposition													
Battery	0.0	0.0	0.0	0.0	0.0	0.0	0.0	0.0	0.0	0.0	0.0	0.0	0.0
Gas Gathering System	0.0	0.0	0.0	0.0	0.0	0.0	0.0	0.0	0.0	0.0	0.0	0.0	0.0
Gas Plant	0.0	0.0	0.0	0.0	0.0	0.0	0.0	0.0	0.0	0.0	0.0	0.0	0.0
Injection Facility	0.0	0.0	0.0	0.0	0.0	0.0	0.0	0.0	0.0	0.0	0.0	0.0	0.0
Meter Station	2,943.5	2,589.7	2,938.9	3,177.4	3,229.9	2,539.2	2,590.3	2,878.9	2,654.3	2,540.6	2,349.9	2,370.7	32,803.3
Other	0.0	0.0	0.0	0.0	0.0	0.0	0.0	0.0	0.0	0.0	0.0	0.0	0.0
Alberta Commercial	0.0	0.0	0.0	0.0	0.0	0.0	0.0	0.0	0.0	0.0	0.0	0.0	0.0
Alberta Industrial	0.0	0.0	0.0	0.0	0.0	0.0	0.0	0.0	0.0	0.0	0.0	0.0	0.0
Alberta Residential	0.0	0.0	0.0	0.0	0.0	0.0	0.0	0.0	0.0	0.0	0.0	0.0	0.0
Alberta Elec.Generation	0.0	0.0	0.0	0.0	0.0	0.0	0.0	0.0	0.0	0.0	0.0	0.0	0.0
Shrinkage													
Acid Gas	0.0	0.0	0.0	0.0	0.0	0.0	0.0	0.0	0.0	0.0	0.0	0.0	0.0
Other products	1.8	1.6	1.5	1.8	1.8	1.5	1.5	1.6	1.7	2.0	1.8	1.4	20.0
Fuel	257.0	226.4	252.5	259.1	265.7	214.7	244.0	263.5	251.5	258.2	249.1	251.1	2,992.8
Flared	0.0	0.0	0.0	0.0	0.0	0.0	0.0	0.0	0.0	0.0	0.0	0.0	0.0
Vented	0.4	0.3	0.1	0.4	0.8	0.5	0.1	0.1	0.3	1.0	0.2	0.3	4.5
Diff and Other	-6.9	-39.3	-36.9	-31.1	-37.0	-71.8	-17.4	-23.3	5.0	18.6	26.1	-23.9	-237.9
Process and Frac													
Pentanes Plus	8.7	7.5	7.2	8.6	8.7	7.3	7.3	7.6	8.0	9.5	8.7	6.9	96.0
Propane	0.0	0.0	0.0	0.0	0.0	0.0	0.0	0.0	0.0	0.0	0.0	0.0	0.0
Butanes	0.0	0.0	0.0	0.0	0.0	0.0	0.0	0.0	0.0	0.0	0.0	0.0	0.0
Ethane	0.0	0.0	0.0	0.0	0.0	0.0	0.0	0.0	0.0	0.0	0.0	0.0	0.0
NGL	0.0	0.0	0.0	0.0	0.0	0.0	0.0	0.0	0.0	0.0	0.0	0.0	0.0
Sulphur	0.0	0.0	0.0	0.0	0.0	0.0	0.0	0.0	0.0	0.0	0.0	0.0	0.0
Sulphur Closing Inv	0.0	0.0	0.0	0.0	0.0	0.0	0.0	0.0	0.0	0.0	0.0	0.0	0.0

Unit of Measurement: Gas and Gas equivalent products: 1000m3, Liquids: m3, Sulphur: MTS

VPR6200

Facility ID ABGP0001214

Facility Name poco PEMBINA

Facility Licence # 10657

Facility Operator A632 PETRUS

Production Month	201701	201702	201703	201704	201705	201706	201707	201708	201709	201710	201711	201712	Totals
Receipts													
Receipts from Alberta Facilities	499.5	468.0	518.0	501.5	529.4	525.3	522.1	405.7	466.7	513.3	396.3	101.8	5,447.6
Receipts from Non-Alberta Facilities	0.0	0.0	0.0	0.0	0.0	0.0	0.0	0.0	0.0	0.0	0.0	0.0	0.0
Dispositions													
Disposition													
Battery	0.0	0.0	0.0	0.0	0.0	0.0	0.0	0.0	0.0	0.0	0.0	0.0	0.0
Gas Gathering System	499.5	468.0	518.0	501.5	529.4	525.3	522.1	405.7	466.7	513.3	396.3	101.8	5,447.6
Gas Plant	0.0	0.0	0.0	0.0	0.0	0.0	0.0	0.0	0.0	0.0	0.0	0.0	0.0
Injection Facility	0.0	0.0	0.0	0.0	0.0	0.0	0.0	0.0	0.0	0.0	0.0	0.0	0.0
Meter Station	0.0	0.0	0.0	0.0	0.0	0.0	0.0	0.0	0.0	0.0	0.0	0.0	0.0
Other	0.0	0.0	0.0	0.0	0.0	0.0	0.0	0.0	0.0	0.0	0.0	0.0	0.0
Alberta Commercial	0.0	0.0	0.0	0.0	0.0	0.0	0.0	0.0	0.0	0.0	0.0	0.0	0.0
Alberta Industrial	0.0	0.0	0.0	0.0	0.0	0.0	0.0	0.0	0.0	0.0	0.0	0.0	0.0
Alberta Residential	0.0	0.0	0.0	0.0	0.0	0.0	0.0	0.0	0.0	0.0	0.0	0.0	0.0
Alberta Elec.Generation	0.0	0.0	0.0	0.0	0.0	0.0	0.0	0.0	0.0	0.0	0.0	0.0	0.0
Shrinkage													
Acid Gas	0.0	0.0	0.0	0.0	0.0	0.0	0.0	0.0	0.0	0.0	0.0	0.0	0.0
Other products	0.0	0.0	0.0	0.0	0.0	0.0	0.0	0.0	0.0	0.0	0.0	0.0	0.0
Fuel	0.0	0.0	0.0	0.0	0.0	0.0	0.0	0.0	0.0	0.0	0.0	0.0	0.0
Flared	0.0	0.0	0.0	0.0	0.0	0.0	0.0	0.0	0.0	0.0	0.0	0.0	0.0
Vented	0.0	0.0	0.0	0.0	0.0	0.0	0.0	0.0	0.0	0.0	0.0	0.0	0.0
Diff and Other	0.0	0.0	0.0	0.0	0.0	0.0	0.0	0.0	0.0	0.0	0.0	0.0	0.0
Process and Frac													
Pentanes Plus	0.0	0.0	0.0	0.0	0.0	0.0	0.0	0.0	0.0	0.0	0.0	0.0	0.0
Propane	0.0	0.0	0.0	0.0	0.0	0.0	0.0	0.0	0.0	0.0	0.0	0.0	0.0
Butanes	0.0	0.0	0.0	0.0	0.0	0.0	0.0	0.0	0.0	0.0	0.0	0.0	0.0
Ethane	0.0	0.0	0.0	0.0	0.0	0.0	0.0	0.0	0.0	0.0	0.0	0.0	0.0
NGL	0.0	0.0	0.0	0.0	0.0	0.0	0.0	0.0	0.0	0.0	0.0	0.0	0.0
Sulphur	0.0	0.0	0.0	0.0	0.0	0.0	0.0	0.0	0.0	0.0	0.0	0.0	0.0
Sulphur Closing Inv	0.0	0.0	0.0	0.0	0.0	0.0	0.0	0.0	0.0	0.0	0.0	0.0	0.0

Unit of Measurement: Gas and Gas equivalent products: 1000m3, Liquids: m3, Sulphur: MTS

VPR6200

Facility ID ABGP0001216

Facility Name CONOCO MAJEAU LAKE

Facility Licence # 13263

Facility Operator A517 LONG RUN

Production Month	201701	201702	201703	201704	201705	201706	201707	201708	201709	201710	201711	201712	Totals
Receipts													
Receipts from Alberta Facilities	826.4	703.4	722.2	739.5	746.0	720.0	728.0	714.3	701.1	676.9	644.4	633.1	8,555.3
Receipts from Non-Alberta Facilities	0.0	0.0	0.0	0.0	0.0	0.0	0.0	0.0	0.0	0.0	0.0	0.0	0.0
Dispositions													
Disposition													
Battery	0.0	0.0	0.0	0.0	0.0	0.0	0.0	0.0	0.0	0.0	0.0	0.0	0.0
Gas Gathering System	0.0	0.0	0.0	0.0	0.0	0.0	0.0	0.0	0.0	0.0	0.0	0.0	0.0
Gas Plant	0.0	0.0	0.0	0.0	0.0	0.0	0.0	0.0	0.0	0.0	0.0	0.0	0.0
Injection Facility	0.0	0.0	0.0	0.0	0.0	0.0	0.0	0.0	0.0	0.0	0.0	0.0	0.0
Meter Station	620.2	546.5	552.3	570.8	627.0	604.3	608.1	580.4	606.3	597.5	568.4	562.1	7,043.9
Other	0.0	0.0	0.0	0.0	0.0	0.0	0.0	0.0	0.0	0.0	0.0	0.0	0.0
Alberta Commercial	0.0	0.0	0.0	0.0	0.0	0.0	0.0	0.0	0.0	0.0	0.0	0.0	0.0
Alberta Industrial	0.0	0.0	0.0	0.0	0.0	0.0	0.0	0.0	0.0	0.0	0.0	0.0	0.0
Alberta Residential	0.0	0.0	0.0	0.0	0.0	0.0	0.0	0.0	0.0	0.0	0.0	0.0	0.0
Alberta Elec.Generation	0.0	0.0	0.0	0.0	0.0	0.0	0.0	0.0	0.0	0.0	0.0	0.0	0.0
Shrinkage													
Acid Gas	0.0	0.0	0.0	0.0	0.0	0.0	0.0	0.0	0.0	0.0	0.0	0.0	0.0
Other products	10.7	10.0	10.1	7.4	8.8	8.0	7.4	6.5	6.6	6.5	7.7	7.5	97.2
Fuel	62.6	58.4	63.1	61.3	61.2	59.1	64.8	62.9	61.7	56.1	55.3	55.3	721.8
Flared	0.0	0.0	0.0	0.0	0.0	0.0	0.0	0.0	0.0	0.0	0.0	0.0	0.0
Vented	0.0	0.0	0.0	0.0	0.0	0.0	0.0	0.0	0.0	0.0	0.0	0.0	0.0
Diff and Other	132.9	88.5	96.7	100.0	49.0	48.6	47.7	64.5	26.5	16.8	13.0	8.2	692.4
Process and Frac													
Pentanes Plus	0.0	0.0	0.0	0.0	0.0	0.0	0.0	0.0	0.0	0.0	0.0	0.0	0.0
Propane	0.0	0.0	0.0	0.0	0.0	0.0	0.0	0.0	0.0	0.0	0.0	0.0	0.0
Butanes	0.0	0.0	0.0	0.0	0.0	0.0	0.0	0.0	0.0	0.0	0.0	0.0	0.0
Ethane	0.0	0.0	0.0	0.0	0.0	0.0	0.0	0.0	0.0	0.0	0.0	0.0	0.0
NGL	44.1	41.7	41.9	31.2	36.5	33.9	31.8	27.8	28.4	28.9	31.8	31.7	409.7
Sulphur	0.0	0.0	0.0	0.0	0.0	0.0	0.0	0.0	0.0	0.0	0.0	0.0	0.0
Sulphur Closing Inv	0.0	0.0	0.0	0.0	0.0	0.0	0.0	0.0	0.0	0.0	0.0	0.0	0.0

Unit of Measurement: Gas and Gas equivalent products: 1000m3, Liquids: m3, Sulphur: MTS

VPR6200

Facility ID ABGP0001220

Facility Name APACHE NEVIS

Facility Licence # 23559

Facility Operator A1H9 EMBER

Production Month	201701	201702	201703	201704	201705	201706	201707	201708	201709	201710	201711	201712	Totals
Receipts													
Receipts from Alberta Facilities	21,023.6	19,293.1	21,315.9	20,748.2	21,366.1	20,985.9	21,688.7	21,591.7	20,809.6	21,633.8	19,810.1	19,401.9	249,668.6
Receipts from Non-Alberta Facilities	0.0	0.0	0.0	0.0	0.0	0.0	0.0	0.0	0.0	0.0	0.0	0.0	0.0
Dispositions													
Disposition													
Battery	0.0	0.0	0.0	0.0	0.0	0.0	0.0	0.0	0.0	0.0	0.0	0.0	0.0
Gas Gathering System	0.0	0.0	0.0	0.0	0.0	0.0	0.0	0.0	0.0	0.0	0.0	0.0	0.0
Gas Plant	0.0	0.0	0.0	0.0	0.0	0.0	0.0	0.0	0.0	0.0	0.0	0.0	0.0
Injection Facility	0.0	0.0	0.0	0.0	0.0	0.0	0.0	0.0	0.0	0.0	0.0	0.0	0.0
Meter Station	20,296.3	18,545.8	20,614.8	20,066.5	20,682.1	20,312.8	20,976.6	20,880.4	20,125.4	20,918.4	19,080.5	18,678.9	241,178.5
Other	0.0	0.0	0.0	0.0	0.0	0.0	0.0	0.0	0.0	0.0	0.0	0.0	0.0
Alberta Commercial	0.0	0.0	0.0	0.0	0.0	0.0	0.0	0.0	0.0	0.0	0.0	0.0	0.0
Alberta Industrial	0.0	0.0	0.0	0.0	0.0	0.0	0.0	0.0	0.0	0.0	0.0	0.0	0.0
Alberta Residential	0.0	0.0	0.0	0.0	0.0	0.0	0.0	0.0	0.0	0.0	0.0	0.0	0.0
Alberta Elec.Generation	0.0	0.0	0.0	0.0	0.0	0.0	0.0	0.0	0.0	0.0	0.0	0.0	0.0
Shrinkage													
Acid Gas	0.0	0.0	0.0	0.0	0.0	0.0	0.0	0.0	0.0	0.0	0.0	0.0	0.0
Other products	0.0	0.0	0.0	0.0	0.0	0.0	0.0	0.0	0.0	0.0	0.0	0.0	0.0
Fuel	1,483.3	1,369.1	1,488.2	1,419.0	1,465.2	1,428.2	1,495.0	1,498.0	1,408.0	1,468.5	1,426.2	1,454.7	17,403.4
Flared	1.7	0.5	1.6	0.1	2.1	1.1	1.3	0.6	1.7	0.6	3.1	0.8	15.2
Vented	0.0	0.0	0.0	0.0	0.0	0.0	0.0	0.0	0.0	0.0	0.0	0.0	0.0
Diff and Other	-757.7	-622.3	-788.7	-737.4	-783.3	-756.2	-784.2	-787.3	-725.5	-753.7	-699.7	-732.5	-8,928.5
Process and Frac													
Pentanes Plus	0.0	0.0	0.0	0.0	0.0	0.0	0.0	0.0	0.0	0.0	0.0	0.0	0.0
Propane	0.0	0.0	0.0	0.0	0.0	0.0	0.0	0.0	0.0	0.0	0.0	0.0	0.0
Butanes	0.0	0.0	0.0	0.0	0.0	0.0	0.0	0.0	0.0	0.0	0.0	0.0	0.0
Ethane	0.0	0.0	0.0	0.0	0.0	0.0	0.0	0.0	0.0	0.0	0.0	0.0	0.0
NGL	0.0	0.0	0.0	0.0	0.0	0.0	0.0	0.0	0.0	0.0	0.0	0.0	0.0
Sulphur	0.0	0.0	0.0	0.0	0.0	0.0	0.0	0.0	0.0	0.0	0.0	0.0	0.0
Sulphur Closing Inv	0.0	0.0	0.0	0.0	0.0	0.0	0.0	0.0	0.0	0.0	0.0	0.0	0.0

Unit of Measurement: Gas and Gas equivalent products: 1000m3, Liquids: m3, Sulphur: MTS

VPR6200

Facility ID ABGP0001221

Facility Name STETTLER 06-19-039-19W4 GAS PLANT

Facility Licence # 7161

Facility Operator ORL9 BAYTEX

Production Month	201701	201702	201703	201704	201705	201706	201707	201708	201709	201710	201711	201712	Totals
Receipts													
Receipts from Alberta Facilities	969.9	963.0	1,058.3	1,030.3	912.0	881.2	890.8	1,047.3	899.8	748.6	1,032.5	965.5	11,399.2
Receipts from Non-Alberta Facilities	0.0	0.0	0.0	0.0	0.0	0.0	0.0	0.0	0.0	0.0	0.0	0.0	0.0
Dispositions													
Disposition													
Battery	0.0	0.0	0.0	0.0	0.0	0.0	0.0	0.0	0.0	0.0	0.0	0.0	0.0
Gas Gathering System	0.0	0.0	0.0	0.0	0.0	0.0	0.0	0.0	0.0	0.0	0.0	0.0	0.0
Gas Plant	0.0	0.0	0.0	0.0	0.0	0.0	0.0	0.0	0.0	0.0	0.0	0.0	0.0
Injection Facility	0.0	0.0	0.0	0.0	0.0	0.0	0.0	0.0	0.0	0.0	0.0	0.0	0.0
Meter Station	908.3	863.9	946.4	907.8	810.1	778.9	786.7	924.2	806.0	717.6	896.1	864.2	10,210.2
Other	0.0	0.0	0.0	0.0	0.0	0.0	0.0	0.0	0.0	0.0	0.0	0.0	0.0
Alberta Commercial	0.0	0.0	0.0	0.0	0.0	0.0	0.0	0.0	0.0	0.0	0.0	0.0	0.0
Alberta Industrial	0.0	0.0	0.0	0.0	0.0	0.0	0.0	0.0	0.0	0.0	0.0	0.0	0.0
Alberta Residential	0.0	0.0	0.0	0.0	0.0	0.0	0.0	0.0	0.0	0.0	0.0	0.0	0.0
Alberta Elec.Generation	0.0	0.0	0.0	0.0	0.0	0.0	0.0	0.0	0.0	0.0	0.0	0.0	0.0
Shrinkage													
Acid Gas	0.0	0.0	0.0	0.0	0.0	0.0	0.0	0.0	0.0	0.0	0.0	0.0	0.0
Other products	11.9	0.0	18.5	6.3	11.3	11.8	0.0	11.3	11.3	5.2	12.5	12.2	112.3
Fuel	54.6	51.1	56.8	53.2	47.5	44.4	44.0	58.5	57.2	42.5	56.3	57.6	623.7
Flared	0.0	0.0	0.0	0.0	0.0	0.0	0.0	0.0	0.0	0.0	0.0	0.0	0.0
Vented	0.0	0.0	0.1	0.0	0.0	0.0	0.0	0.0	0.1	2.5	2.5	0.0	5.2
Diff and Other	-4.9	48.0	36.5	63.0	43.1	46.1	60.1	53.3	25.2	-19.2	65.1	31.5	447.8
Process and Frac													
Pentanes Plus	0.0	0.0	0.0	0.0	0.0	0.0	0.0	0.0	0.0	0.0	0.0	0.0	0.0
Propane	0.0	0.0	0.0	0.0	0.0	0.0	0.0	0.0	0.0	0.0	0.0	0.0	0.0
Butanes	0.0	0.0	0.0	0.0	0.0	0.0	0.0	0.0	0.0	0.0	0.0	0.0	0.0
Ethane	0.0	0.0	0.0	0.0	0.0	0.0	0.0	0.0	0.0	0.0	0.0	0.0	0.0
NGL	52.8	0.0	81.2	27.4	49.7	52.3	0.0	51.0	50.0	23.1	55.2	53.4	496.1
Sulphur	0.0	0.0	0.0	0.0	0.0	0.0	0.0	0.0	0.0	0.0	0.0	0.0	0.0
Sulphur Closing Inv	0.0	0.0	0.0	0.0	0.0	0.0	0.0	0.0	0.0	0.0	0.0	0.0	0.0

Unit of Measurement: Gas and Gas equivalent products: 1000m3, Liquids: m3, Sulphur: MTS

VPR6200

Facility ID ABGP0001222

Facility Name CUTBANK 7-16-62-8W6

Facility Licence # 13915

Facility Operator A5A3 PEMBINA GASSER

Production Month	201701	201702	201703	201704	201705	201706	201707	201708	201709	201710	201711	201712	Totals
Receipts													
Receipts from Alberta Facilities	58,852.0	50,448.1	49,226.8	44,098.3	39,289.7	54,149.5	43,253.0	30,021.7	25,632.0	26,034.5	37,381.6	37,557.0	495,944.2
Receipts from Non-Alberta Facilities	0.0	0.0	0.0	0.0	0.0	0.0	0.0	0.0	0.0	0.0	0.0	0.0	0.0
Dispositions													
Disposition													
Battery	0.0	0.0	0.0	0.0	0.0	0.0	0.0	0.0	0.0	0.0	0.0	0.0	0.0
Gas Gathering System	0.0	0.0	0.0	0.0	0.0	0.0	0.0	0.0	0.0	0.0	0.0	0.0	0.0
Gas Plant	0.0	0.0	0.0	0.0	0.0	0.0	0.0	0.0	0.0	0.0	0.0	0.0	0.0
Injection Facility	0.0	0.0	0.0	0.0	0.0	0.0	0.0	0.0	0.0	0.0	0.0	0.0	0.0
Meter Station	57,789.3	49,462.1	48,249.4	43,097.3	38,318.6	53,086.9	42,321.2	29,319.0	24,995.5	25,457.9	36,560.1	36,777.3	485,434.6
Other	0.0	0.0	0.0	0.0	0.0	0.0	0.0	0.0	0.0	0.0	0.0	0.0	0.0
Alberta Commercial	0.0	0.0	0.0	0.0	0.0	0.0	0.0	0.0	0.0	0.0	0.0	0.0	0.0
Alberta Industrial	0.0	0.0	0.0	0.0	0.0	0.0	0.0	0.0	0.0	0.0	0.0	0.0	0.0
Alberta Residential	0.0	0.0	0.0	0.0	0.0	0.0	0.0	0.0	0.0	0.0	0.0	0.0	0.0
Alberta Elec.Generation	0.0	0.0	0.0	0.0	0.0	0.0	0.0	0.0	0.0	0.0	0.0	0.0	0.0
Shrinkage													
Acid Gas	0.0	0.0	0.0	0.0	0.0	0.0	0.0	0.0	0.0	0.0	0.0	0.0	0.0
Other products	263.8	270.1	263.2	298.2	294.1	296.1	284.4	230.5	150.8	170.8	201.6	246.9	2,970.5
Fuel	52.1	45.9	44.7	49.4	38.9	30.8	37.7	35.2	35.5	46.6	53.3	57.3	527.4
Flared	20.2	16.4	12.1	11.9	16.0	16.1	20.3	13.4	18.4	13.4	10.8	6.6	175.6
Vented	0.0	0.0	0.0	0.0	0.0	0.0	0.0	0.0	0.0	0.0	0.0	0.0	0.0
Diff and Other	726.6	653.6	657.4	641.5	622.1	719.6	589.4	423.6	431.8	345.8	555.8	468.9	6,836.1
Process and Frac													
Pentanes Plus	1,276.3	1,306.8	1,273.7	1,442.8	1,422.8	1,432.7	1,376.2	1,115.5	729.6	826.3	975.6	1,194.5	14,372.8
Propane	0.0	0.0	0.0	0.0	0.0	0.0	0.0	0.0	0.0	0.0	0.0	0.0	0.0
Butanes	0.0	0.0	0.0	0.0	0.0	0.0	0.0	0.0	0.0	0.0	0.0	0.0	0.0
Ethane	0.0	0.0	0.0	0.0	0.0	0.0	0.0	0.0	0.0	0.0	0.0	0.0	0.0
NGL	0.0	0.0	0.0	0.0	0.0	0.0	0.0	0.0	0.0	0.0	0.0	0.0	0.0
Sulphur	0.0	0.0	0.0	0.0	0.0	0.0	0.0	0.0	0.0	0.0	0.0	0.0	0.0
Sulphur Closing Inv	0.0	0.0	0.0	0.0	0.0	0.0	0.0	0.0	0.0	0.0	0.0	0.0	0.0

Unit of Measurement: Gas and Gas equivalent products: 1000m3, Liquids: m3, Sulphur: MTS

VPR6200

Facility ID ABGP0001223

Facility Name * JAYCOR HERCULES

Facility Licence # 37885

Facility Operator OHC4 JAYCOR

Production Month	201701	201702	201703	201704	201705	201706	201707	201708	201709	201710	201711	201712	Totals
Receipts													
Receipts from Alberta Facilities	137.8	125.9	144.2	129.3	137.1	128.9	132.1	131.0	129.1	130.1	116.5	121.0	1,563.0
Receipts from Non-Alberta Facilities	0.0	0.0	0.0	0.0	0.0	0.0	0.0	0.0	0.0	0.0	0.0	0.0	0.0
Dispositions													
Disposition													
Battery	0.0	0.0	0.0	0.0	0.0	0.0	0.0	0.0	0.0	0.0	0.0	0.0	0.0
Gas Gathering System	0.0	0.0	0.0	0.0	0.0	0.0	0.0	0.0	0.0	0.0	0.0	0.0	0.0
Gas Plant	0.0	0.0	0.0	0.0	0.0	0.0	0.0	0.0	0.0	0.0	0.0	0.0	0.0
Injection Facility	0.0	0.0	0.0	0.0	0.0	0.0	0.0	0.0	0.0	0.0	0.0	0.0	0.0
Meter Station	127.8	121.6	131.3	123.3	131.8	122.5	126.9	122.7	124.2	126.9	112.0	115.5	1,486.5
Other	0.0	0.0	0.0	0.0	0.0	0.0	0.0	0.0	0.0	0.0	0.0	0.0	0.0
Alberta Commercial	0.0	0.0	0.0	0.0	0.0	0.0	0.0	0.0	0.0	0.0	0.0	0.0	0.0
Alberta Industrial	0.0	0.0	0.0	0.0	0.0	0.0	0.0	0.0	0.0	0.0	0.0	0.0	0.0
Alberta Residential	0.0	0.0	0.0	0.0	0.0	0.0	0.0	0.0	0.0	0.0	0.0	0.0	0.0
Alberta Elec.Generation	0.0	0.0	0.0	0.0	0.0	0.0	0.0	0.0	0.0	0.0	0.0	0.0	0.0
Shrinkage													
Acid Gas	0.0	0.0	0.0	0.0	0.0	0.0	0.0	0.0	0.0	0.0	0.0	0.0	0.0
Other products	0.0	0.0	2.1	0.0	0.0	0.0	0.0	1.8	0.0	0.0	0.0	0.0	3.9
Fuel	0.0	0.0	0.0	0.0	0.0	0.0	0.0	0.0	0.0	0.0	0.0	0.0	0.0
Flared	0.0	0.0	0.0	0.0	0.0	0.0	0.0	0.0	0.0	0.0	0.0	0.0	0.0
Vented	0.0	0.0	0.0	0.0	0.0	0.0	0.0	0.0	0.0	0.0	0.0	0.0	0.0
Diff and Other	10.0	4.3	10.8	6.0	5.3	6.4	5.2	6.5	4.9	3.2	4.5	5.5	72.6
Process and Frac													
Pentanes Plus	0.0	0.0	10.1	0.0	0.0	0.0	0.0	8.5	0.0	0.0	0.0	0.0	18.6
Propane	0.0	0.0	0.0	0.0	0.0	0.0	0.0	0.0	0.0	0.0	0.0	0.0	0.0
Butanes	0.0	0.0	0.0	0.0	0.0	0.0	0.0	0.0	0.0	0.0	0.0	0.0	0.0
Ethane	0.0	0.0	0.0	0.0	0.0	0.0	0.0	0.0	0.0	0.0	0.0	0.0	0.0
NGL	0.0	0.0	0.0	0.0	0.0	0.0	0.0	0.0	0.0	0.0	0.0	0.0	0.0
Sulphur	0.0	0.0	0.0	0.0	0.0	0.0	0.0	0.0	0.0	0.0	0.0	0.0	0.0
Sulphur Closing Inv	0.0	0.0	0.0	0.0	0.0	0.0	0.0	0.0	0.0	0.0	0.0	0.0	0.0

Unit of Measurement: Gas and Gas equivalent products: 1000m3, Liquids: m3, Sulphur: MTS

VPR6200

Facility ID ABGP0001224

Facility Name CRESTAR MED RIVER

Facility Licence # 6714

Facility Operator A5D4 CVE

Production Month	201701	201702	201703	201704	201705	201706	201707	201708	201709	201710	201711	201712	Totals
Receipts													
Receipts from Alberta Facilities	994.5	891.1	1,093.8	1,275.8	1,179.6	1,138.6	1,135.8	1,077.9	1,223.8	1,169.3	886.1	864.8	12,931.1
Receipts from Non-Alberta Facilities	0.0	0.0	0.0	0.0	0.0	0.0	0.0	0.0	0.0	0.0	0.0	0.0	0.0
Dispositions													
Disposition													
Battery	0.0	0.0	0.0	0.0	0.0	0.0	0.0	0.0	0.0	0.0	0.0	0.0	0.0
Gas Gathering System	0.0	0.0	0.0	0.0	0.0	0.0	0.0	0.0	0.0	0.0	0.0	0.0	0.0
Gas Plant	0.0	0.0	0.0	0.0	0.0	0.0	0.0	0.0	0.0	0.0	0.0	0.0	0.0
Injection Facility	0.0	0.0	0.0	0.0	0.0	0.0	0.0	0.0	0.0	0.0	0.0	0.0	0.0
Meter Station	853.4	777.5	930.0	984.0	970.5	965.5	965.8	907.7	884.6	814.7	731.3	684.5	10,469.5
Other	0.0	0.0	0.0	0.0	0.0	0.0	0.0	0.0	0.0	0.0	0.0	0.0	0.0
Alberta Commercial	0.0	0.0	0.0	0.0	0.0	0.0	0.0	0.0	0.0	0.0	0.0	0.0	0.0
Alberta Industrial	0.0	0.0	0.0	0.0	0.0	0.0	0.0	0.0	0.0	0.0	0.0	0.0	0.0
Alberta Residential	0.0	0.0	0.0	0.0	0.0	0.0	0.0	0.0	0.0	0.0	0.0	0.0	0.0
Alberta Elec.Generation	0.0	0.0	0.0	0.0	0.0	0.0	0.0	0.0	0.0	0.0	0.0	0.0	0.0
Shrinkage													
Acid Gas	0.0	0.0	0.0	0.0	0.0	0.0	0.0	0.0	0.0	0.0	0.0	0.0	0.0
Other products	5.3	10.3	9.2	11.2	6.1	11.6	8.9	11.7	10.3	11.6	4.4	10.0	110.6
Fuel	121.0	106.5	120.4	117.5	123.8	119.7	125.1	120.6	124.6	125.5	113.1	126.2	1,444.0
Flared	0.6	0.1	0.0	0.4	0.1	0.0	0.0	0.5	0.0	0.0	0.0	0.0	1.7
Vented	0.0	0.0	0.0	0.0	0.0	0.0	0.0	0.0	0.0	0.0	0.0	0.0	0.0
Diff and Other	14.2	-3.3	34.2	162.7	79.1	41.8	36.0	37.4	204.3	217.5	37.3	44.1	905.3
Process and Frac													
Pentanes Plus	0.0	0.0	0.0	4.3	0.0	0.0	0.0	9.1	0.0	0.0	0.0	0.0	13.4
Propane	0.0	0.0	0.0	0.0	0.0	0.0	0.0	0.0	0.0	0.0	0.0	0.0	0.0
Butanes	0.0	0.0	0.0	0.0	0.0	0.0	0.0	0.0	0.0	0.0	0.0	0.0	0.0
Ethane	0.0	0.0	0.0	0.0	0.0	0.0	0.0	0.0	0.0	0.0	0.0	0.0	0.0
NGL	24.5	46.7	42.2	46.1	27.0	52.6	40.2	44.8	47.0	52.9	19.7	45.7	489.4
Sulphur	0.0	0.0	0.0	0.0	0.0	0.0	0.0	0.0	0.0	0.0	0.0	0.0	0.0
Sulphur Closing Inv	0.0	0.0	0.0	0.0	0.0	0.0	0.0	0.0	0.0	0.0	0.0	0.0	0.0

Unit of Measurement: Gas and Gas equivalent products: 1000m3, Liquids: m3, Sulphur: MTS

VPR6200

Facility ID ABGP0001225

Facility Name TRI SEVEN JUDY CREEK

Facility Licence # 13962

Facility Operator A2J6 CPEC

Production Month	201701	201702	201703	201704	201705	201706	201707	201708	201709	201710	201711	201712	Totals
Receipts													
Receipts from Alberta Facilities	989.0	784.4	1,154.8	806.6	797.3	667.8	629.8	596.7	598.2	588.8	644.3	567.8	8,825.5
Receipts from Non-Alberta Facilities	0.0	0.0	0.0	0.0	0.0	0.0	0.0	0.0	0.0	0.0	0.0	0.0	0.0
Dispositions													
Disposition													
Battery	8.1	2.3	3.3	0.0	0.0	0.0	0.0	0.0	0.0	0.0	0.0	0.0	13.7
Gas Gathering System	141.2	111.0	113.1	0.0	0.0	0.0	0.0	0.0	0.0	0.0	0.0	0.0	365.3
Gas Plant	0.0	0.0	0.0	0.0	0.0	0.0	0.0	0.0	0.0	0.0	0.0	0.0	0.0
Injection Facility	0.0	0.0	0.0	0.0	0.0	0.0	0.0	0.0	0.0	0.0	0.0	0.0	0.0
Meter Station	423.4	291.1	348.8	270.7	349.1	284.8	317.8	318.8	238.8	291.0	257.9	220.2	3,612.4
Other	88.2	65.0	98.7	97.7	59.6	48.7	42.9	38.0	88.4	81.7	67.6	109.1	885.6
Alberta Commercial	0.0	0.0	0.0	0.0	0.0	0.0	0.0	0.0	0.0	0.0	0.0	0.0	0.0
Alberta Industrial	0.0	0.0	0.0	0.0	0.0	0.0	0.0	0.0	0.0	0.0	0.0	0.0	0.0
Alberta Residential	0.0	0.0	0.0	0.0	0.0	0.0	0.0	0.0	0.0	0.0	0.0	0.0	0.0
Alberta Elec.Generation	0.0	0.0	0.0	0.0	0.0	0.0	0.0	0.0	0.0	0.0	0.0	0.0	0.0
Shrinkage													
Acid Gas	0.0	0.0	0.0	0.0	0.0	0.0	0.0	0.0	0.0	0.0	0.0	0.0	0.0
Other products	109.5	102.4	108.9	105.5	90.6	99.9	93.2	94.2	86.8	92.4	81.8	106.2	1,171.4
Fuel	218.6	212.6	482.0	333.5	325.2	287.9	300.9	189.0	263.1	172.0	268.2	235.0	3,288.0
Flared	0.0	0.0	0.0	3.2	0.0	0.0	0.0	0.0	0.0	0.0	0.0	0.0	3.2
Vented	0.0	0.0	0.0	0.0	0.0	0.0	0.0	0.0	0.0	0.0	0.0	0.0	0.0
Diff and Other	0.0	0.0	0.0	-4.0	-27.2	-53.5	-125.0	-43.3	-78.9	-48.3	-31.2	-102.7	-514.1
Process and Frac													
Pentanes Plus	0.0	0.0	0.0	0.0	0.0	0.0	0.0	0.0	0.0	0.0	0.0	0.0	0.0
Propane	0.0	0.0	0.0	0.0	0.0	0.0	0.0	0.0	0.0	0.0	0.0	0.0	0.0
Butanes	0.0	0.0	0.0	0.0	0.0	0.0	0.0	0.0	0.0	0.0	0.0	0.0	0.0
Ethane	0.0	0.0	0.0	0.0	0.0	0.0	0.0	0.0	0.0	0.0	0.0	0.0	0.0
NGL	436.4	409.1	430.4	424.0	372.0	400.5	373.5	378.9	349.8	371.0	327.4	424.2	4,697.2
Sulphur	0.0	0.0	0.0	0.0	0.0	0.0	0.0	0.0	0.0	0.0	0.0	0.0	0.0
Sulphur Closing Inv	0.0	0.0	0.0	0.0	0.0	0.0	0.0	0.0	0.0	0.0	0.0	0.0	0.0

Unit of Measurement: Gas and Gas equivalent products: 1000m3, Liquids: m3, Sulphur: MTS

VPR6200
Facility ID ABGP0001226

Facility Name HUSKY DAVEY LAKE 13-35

Facility Licence # 4718

Facility Operator A663 TEAC

Production Month	201701	201702	201703	201704	201705	201706	201707	201708	201709	201710	201711	201712	Totals
Receipts													
Receipts from Alberta Facilities	3,855.4	3,539.6	3,960.7	3,961.8	4,088.6	3,999.6	4,444.7	4,515.0	4,405.1	4,476.2	4,092.1	4,063.1	49,401.9
Receipts from Non-Alberta Facilities	0.0	0.0	0.0	0.0	0.0	0.0	0.0	0.0	0.0	0.0	0.0	0.0	0.0
Dispositions													
Disposition													
Battery	0.0	0.0	0.0	0.0	0.0	0.0	0.0	0.0	0.0	0.0	0.0	0.0	0.0
Gas Gathering System	0.0	0.0	0.0	0.0	0.0	0.0	0.0	0.0	0.0	0.0	0.0	0.0	0.0
Gas Plant	0.0	0.0	0.0	0.0	0.0	0.0	0.0	0.0	0.0	0.0	0.0	0.0	0.0
Injection Facility	0.0	0.0	0.0	0.0	0.0	0.0	0.0	0.0	0.0	0.0	0.0	0.0	0.0
Meter Station	3,590.3	3,264.0	3,605.4	3,710.1	3,856.3	3,790.2	4,248.8	4,180.0	3,974.4	4,181.1	3,757.7	3,763.1	45,921.4
Other	0.0	0.0	0.0	0.0	0.0	0.0	0.0	0.0	0.0	0.0	0.0	0.0	0.0
Alberta Commercial	0.0	0.0	0.0	0.0	0.0	0.0	0.0	0.0	0.0	0.0	0.0	0.0	0.0
Alberta Industrial	0.0	0.0	0.0	0.0	0.0	0.0	0.0	0.0	0.0	0.0	0.0	0.0	0.0
Alberta Residential	0.0	0.0	0.0	0.0	0.0	0.0	0.0	0.0	0.0	0.0	0.0	0.0	0.0
Alberta Elec.Generation	0.0	0.0	0.0	0.0	0.0	0.0	0.0	0.0	0.0	0.0	0.0	0.0	0.0
Shrinkage													
Acid Gas	0.0	0.0	0.0	0.0	0.0	0.0	0.0	0.0	0.0	0.0	0.0	0.0	0.0
Other products	4.7	0.8	5.1	4.1	9.7	6.5	2.1	5.9	4.6	3.3	6.7	3.7	57.2
Fuel	196.7	192.3	216.7	205.1	212.6	209.9	232.6	209.9	218.2	231.3	211.7	218.4	2,555.4
Flared	0.0	0.0	0.0	0.0	0.0	0.0	0.0	0.0	0.0	0.0	0.0	0.0	0.0
Vented	0.0	0.0	0.0	0.0	0.1	0.1	0.0	0.1	0.0	0.0	0.2	0.0	0.5
Diff and Other	63.7	82.5	133.5	42.5	9.9	-7.1	-38.8	119.1	207.9	60.5	115.8	77.9	867.4
Process and Frac													
Pentanes Plus	22.8	4.0	24.8	19.6	46.8	31.4	10.1	28.4	22.2	16.0	32.6	17.8	276.5
Propane	0.0	0.0	0.0	0.0	0.0	0.0	0.0	0.0	0.0	0.0	0.0	0.0	0.0
Butanes	0.0	0.0	0.0	0.0	0.0	0.0	0.0	0.0	0.0	0.0	0.0	0.0	0.0
Ethane	0.0	0.0	0.0	0.0	0.0	0.0	0.0	0.0	0.0	0.0	0.0	0.0	0.0
NGL	0.0	0.0	0.0	0.0	0.0	0.0	0.0	0.0	0.0	0.0	0.0	0.0	0.0
Sulphur	0.0	0.0	0.0	0.0	0.0	0.0	0.0	0.0	0.0	0.0	0.0	0.0	0.0
Sulphur Closing Inv	0.0	0.0	0.0	0.0	0.0	0.0	0.0	0.0	0.0	0.0	0.0	0.0	0.0

Unit of Measurement: Gas and Gas equivalent products: 1000m3, Liquids: m3, Sulphur: MTS

VPR6200

Facility ID ABGP0001228

Facility Name HUSKY GARRINGTON 16-21

Facility Licence # 4510

Facility Operator OPG9 RESPONSE

Production Month	201701	201702	201703	201704	201705	201706	201707	201708	201709	201710	201711	201712	Totals
Receipts													
Receipts from Alberta Facilities	464.3	473.9	460.7	481.8	519.9	372.5	501.9	487.9	453.4	236.9	452.1	421.8	5,327.1
Receipts from Non-Alberta Facilities	0.0	0.0	0.0	0.0	0.0	0.0	0.0	0.0	0.0	0.0	0.0	0.0	0.0
Dispositions													
Disposition													
Battery	0.0	0.0	0.0	0.0	0.0	0.0	0.0	0.0	0.0	0.0	0.0	0.0	0.0
Gas Gathering System	0.0	0.0	0.0	0.0	0.0	0.0	0.0	0.0	0.0	0.0	0.0	0.0	0.0
Gas Plant	0.0	0.0	0.0	0.0	0.0	0.0	0.0	0.0	0.0	0.0	0.0	0.0	0.0
Injection Facility	0.0	0.0	0.0	0.0	0.0	0.0	0.0	0.0	0.0	0.0	0.0	0.0	0.0
Meter Station	379.4	369.4	455.7	382.1	410.0	309.6	414.6	399.7	368.4	199.5	371.9	331.2	4,391.5
Other	0.0	0.0	0.0	0.0	0.0	0.0	0.0	0.0	0.0	0.0	0.0	0.0	0.0
Alberta Commercial	0.0	0.0	0.0	0.0	0.0	0.0	0.0	0.0	0.0	0.0	0.0	0.0	0.0
Alberta Industrial	0.0	0.0	0.0	0.0	0.0	0.0	0.0	0.0	0.0	0.0	0.0	0.0	0.0
Alberta Residential	0.0	0.0	0.0	0.0	0.0	0.0	0.0	0.0	0.0	0.0	0.0	0.0	0.0
Alberta Elec.Generation	0.0	0.0	0.0	0.0	0.0	0.0	0.0	0.0	0.0	0.0	0.0	0.0	0.0
Shrinkage													
Acid Gas	0.0	0.0	0.0	0.0	0.0	0.0	0.0	0.0	0.0	0.0	0.0	0.0	0.0
Other products	7.3	18.3	10.1	6.8	7.4	16.0	11.5	10.9	10.7	9.4	9.6	11.5	129.5
Fuel	59.7	53.3	56.4	56.6	58.0	37.9	54.9	56.4	55.2	33.8	50.4	59.4	632.0
Flared	0.0	0.0	0.0	0.0	0.0	0.0	0.0	0.0	0.0	0.0	0.0	0.0	0.0
Vented	0.0	0.0	0.0	0.0	0.0	0.0	0.0	0.0	0.0	0.0	0.0	0.0	0.0
Diff and Other	17.9	32.9	-61.5	36.3	44.5	9.0	20.9	20.9	19.1	-5.8	20.2	19.7	174.1
Process and Frac													
Pentanes Plus	0.0	0.0	0.0	0.0	0.0	0.0	0.0	0.0	0.0	0.0	0.0	0.0	0.0
Propane	0.0	0.0	0.0	0.0	0.0	0.0	0.0	0.0	0.0	0.0	0.0	0.0	0.0
Butanes	0.0	0.0	0.0	0.0	0.0	0.0	0.0	0.0	0.0	0.0	0.0	0.0	0.0
Ethane	0.0	0.0	0.0	0.0	0.0	0.0	0.0	0.0	0.0	0.0	0.0	0.0	0.0
NGL	30.0	75.1	41.3	27.7	30.1	65.4	47.2	44.5	44.0	38.6	39.0	47.1	530.0
Sulphur	0.0	0.0	0.0	0.0	0.0	0.0	0.0	0.0	0.0	0.0	0.0	0.0	0.0
Sulphur Closing Inv	0.0	0.0	0.0	0.0	0.0	0.0	0.0	0.0	0.0	0.0	0.0	0.0	0.0

Unit of Measurement: Gas and Gas equivalent products: 1000m3, Liquids: m3, Sulphur: MTS

VPR6200

Facility ID ABGP0001231

Facility Name APACHE GARRINGTON

Facility Licence # 4736

Facility Operator OAW4 PARA

Production Month	201701	201702	201703	201704	201705	201706	201707	201708	201709	201710	201711	201712	Totals
Receipts													
Receipts from Alberta Facilities	3,998.0	3,668.2	3,911.1	3,719.5	3,971.3	3,816.3	3,850.7	3,271.5	3,936.8	3,902.3	3,791.7	3,648.2	45,485.6
Receipts from Non-Alberta Facilities	0.0	0.0	0.0	0.0	0.0	0.0	0.0	0.0	0.0	0.0	0.0	0.0	0.0
Dispositions													
Disposition													
Battery	0.0	0.0	0.0	0.0	0.0	0.0	0.0	0.0	0.0	0.0	0.0	0.0	0.0
Gas Gathering System	0.0	0.0	0.0	0.0	0.0	0.0	0.0	0.0	0.0	0.0	0.0	0.0	0.0
Gas Plant	0.0	0.0	0.0	0.0	0.0	0.0	0.0	0.0	0.0	0.0	0.0	0.0	0.0
Injection Facility	0.0	0.0	0.0	0.0	0.0	0.0	0.0	0.0	0.0	0.0	0.0	0.0	0.0
Meter Station	3,498.8	3,277.3	3,483.9	3,331.7	3,607.3	3,480.3	3,460.0	2,895.8	3,412.5	3,379.8	3,347.7	3,054.2	40,229.3
Other	0.0	0.0	0.0	0.0	0.0	0.0	0.0	0.0	0.0	0.0	0.0	0.0	0.0
Alberta Commercial	0.0	0.0	0.0	0.0	0.0	0.0	0.0	0.0	0.0	0.0	0.0	0.0	0.0
Alberta Industrial	0.0	0.0	0.0	0.0	0.0	0.0	0.0	0.0	0.0	0.0	0.0	0.0	0.0
Alberta Residential	0.0	0.0	0.0	0.0	0.0	0.0	0.0	0.0	0.0	0.0	0.0	0.0	0.0
Alberta Elec.Generation	0.0	0.0	0.0	0.0	0.0	0.0	0.0	0.0	0.0	0.0	0.0	0.0	0.0
Shrinkage													
Acid Gas	0.0	0.0	0.0	0.0	0.0	0.0	0.0	0.0	0.0	0.0	0.0	0.0	0.0
Other products	173.9	145.8	165.4	172.2	154.5	140.6	139.3	126.6	164.5	138.0	108.5	77.7	1,707.0
Fuel	221.9	142.4	170.0	178.2	173.6	155.5	137.3	131.4	165.9	171.2	160.1	163.4	1,970.9
Flared	0.1	0.0	0.1	0.0	0.0	0.0	7.8	0.0	0.0	0.0	0.0	0.1	8.1
Vented	0.0	0.0	0.0	0.0	0.0	0.0	0.0	0.0	0.0	0.0	0.0	0.0	0.0
Diff and Other	103.3	102.7	91.7	37.4	35.9	39.9	106.3	117.7	193.9	213.3	175.4	352.8	1,570.3
Process and Frac													
Pentanes Plus	0.0	0.0	0.0	0.0	0.0	0.0	0.0	0.0	4.9	2.8	0.0	23.1	30.8
Propane	0.0	0.0	0.0	0.0	0.0	0.0	0.0	0.0	0.0	0.0	0.0	0.0	0.0
Butanes	0.0	0.0	0.0	0.0	0.0	0.0	0.0	0.0	0.0	0.0	0.0	0.0	0.0
Ethane	0.0	0.0	0.0	0.0	0.0	0.0	0.0	0.0	0.0	0.0	0.0	0.0	0.0
NGL	728.3	610.9	695.4	723.0	655.2	599.5	599.1	543.4	674.7	588.5	468.1	317.8	7,203.9
Sulphur	0.0	0.0	0.0	0.0	0.0	0.0	0.0	0.0	0.0	0.0	0.0	0.0	0.0
Sulphur Closing Inv	0.0	0.0	0.0	0.0	0.0	0.0	0.0	0.0	0.0	0.0	0.0	0.0	0.0

Unit of Measurement: Gas and Gas equivalent products: 1000m3, Liquids: m3, Sulphur: MTS

VPR6200

Facility ID ABGP0001233

Facility Name TWINING N 6-31-32-24w4

Facility Licence # 4376

Facility Operator OHE9 CNRL

Production Month	201701	201702	201703	201704	201705	201706	201707	201708	201709	201710	201711	201712	Totals
Receipts													
Receipts from Alberta Facilities	1,101.8	983.3	1,101.8	1,011.6	1,062.7	1,160.0	1,252.1	1,267.0	1,135.7	743.1	1,037.9	1,022.4	12,879.4
Receipts from Non-Alberta Facilities	0.0	0.0	0.0	0.0	0.0	0.0	0.0	0.0	0.0	0.0	0.0	0.0	0.0
Dispositions													
Disposition													
Battery	5.6	3.8	1.4	3.0	2.1	0.7	0.1	0.0	0.0	0.0	0.0	0.0	16.7
Gas Gathering System	0.0	0.0	0.0	0.0	0.0	0.0	0.0	0.0	0.0	0.0	0.0	0.0	0.0
Gas Plant	0.0	0.0	0.0	0.0	0.0	0.0	0.0	0.0	0.0	0.0	0.0	0.0	0.0
Injection Facility	0.0	0.0	0.0	0.0	0.0	0.0	0.0	0.0	0.0	0.0	0.0	0.0	0.0
Meter Station	908.4	812.1	903.6	834.0	855.7	955.9	1,019.8	1,022.7	929.1	625.2	855.5	927.4	10,649.4
Other	0.0	0.0	0.0	0.0	0.0	0.0	0.0	0.0	0.0	0.0	0.0	0.0	0.0
Alberta Commercial	0.0	0.0	0.0	0.0	0.0	0.0	0.0	0.0	0.0	0.0	0.0	0.0	0.0
Alberta Industrial	0.0	0.0	0.0	0.0	0.0	0.0	0.0	0.0	0.0	0.0	0.0	0.0	0.0
Alberta Residential	0.0	0.0	0.0	0.0	0.0	0.0	0.0	0.0	0.0	0.0	0.0	0.0	0.0
Alberta Elec.Generation	0.0	0.0	0.0	0.0	0.0	0.0	0.0	0.0	0.0	0.0	0.0	0.0	0.0
Shrinkage													
Acid Gas	0.0	0.0	0.0	0.0	0.0	0.0	0.0	0.0	0.0	0.0	0.0	0.0	0.0
Other products	15.9	19.6	21.2	18.5	21.8	24.1	21.8	24.0	20.3	11.0	15.3	15.2	228.7
Fuel	151.3	135.1	149.2	136.6	170.7	137.6	147.8	148.0	140.3	71.5	109.7	122.5	1,620.3
Flared	0.1	0.1	0.1	0.1	0.4	0.6	1.6	0.1	1.0	1.6	0.4	2.2	8.3
Vented	0.0	0.0	0.0	0.0	0.0	0.0	0.0	0.0	0.0	0.0	0.0	0.0	0.0
Diff and Other	20.5	12.6	26.3	19.4	12.0	41.1	61.0	72.2	45.0	33.8	57.0	-44.9	356.0
Process and Frac													
Pentanes Plus	0.0	0.0	0.0	0.0	2.1	0.0	0.0	0.0	0.0	0.0	0.0	1.5	3.6
Propane	0.0	0.0	0.0	0.0	0.0	0.0	0.0	0.0	0.0	0.0	0.0	0.0	0.0
Butanes	0.0	0.0	0.0	0.0	0.0	0.0	0.0	0.0	0.0	0.0	0.0	0.0	0.0
Ethane	0.0	0.0	0.0	0.0	0.0	0.0	0.0	0.0	0.0	0.0	0.0	0.0	0.0
NGL	68.3	83.3	89.5	79.6	91.7	105.8	95.3	104.9	90.2	49.2	68.7	66.4	992.9
Sulphur	0.0	0.0	0.0	0.0	0.0	0.0	0.0	0.0	0.0	0.0	0.0	0.0	0.0
Sulphur Closing Inv	0.0	0.0	0.0	0.0	0.0	0.0	0.0	0.0	0.0	0.0	0.0	0.0	0.0

Unit of Measurement: Gas and Gas equivalent products: 1000m3, Liquids: m3, Sulphur: MTS

VPR6200

Facility ID ABGP0001239

Facility Name SEDALIA 5-26-30-4W4

Facility Licence # 20277

Facility Operator OHE9 CNRL

Production Month	201701	201702	201703	201704	201705	201706	201707	201708	201709	201710	201711	201712	Totals
Receipts													
Receipts from Alberta Facilities	639.3	578.8	701.2	649.9	704.2	638.7	587.3	677.5	698.1	813.9	746.4	716.6	8,151.9
Receipts from Non-Alberta Facilities	0.0	0.0	0.0	0.0	0.0	0.0	0.0	0.0	0.0	0.0	0.0	0.0	0.0
Dispositions													
Disposition													
Battery	0.0	0.0	0.0	0.0	0.0	0.0	0.0	0.0	0.0	0.0	0.0	0.0	0.0
Gas Gathering System	0.0	0.0	0.0	0.0	0.0	0.0	0.0	0.0	0.0	0.0	0.0	0.0	0.0
Gas Plant	0.0	0.0	0.0	0.0	0.0	0.0	0.0	0.0	0.0	0.0	0.0	0.0	0.0
Injection Facility	0.0	0.0	0.0	0.0	0.0	0.0	0.0	0.0	0.0	0.0	0.0	0.0	0.0
Meter Station	545.5	495.6	609.0	560.8	611.6	547.9	498.2	575.5	611.6	720.8	657.3	612.5	7,046.3
Other	0.0	0.0	0.0	0.0	0.0	0.0	0.0	0.0	0.0	0.0	0.0	0.0	0.0
Alberta Commercial	0.0	0.0	0.0	0.0	0.0	0.0	0.0	0.0	0.0	0.0	0.0	0.0	0.0
Alberta Industrial	0.0	0.0	0.0	0.0	0.0	0.0	0.0	0.0	0.0	0.0	0.0	0.0	0.0
Alberta Residential	0.0	0.0	0.0	0.0	0.0	0.0	0.0	0.0	0.0	0.0	0.0	0.0	0.0
Alberta Elec.Generation	0.0	0.0	0.0	0.0	0.0	0.0	0.0	0.0	0.0	0.0	0.0	0.0	0.0
Shrinkage													
Acid Gas	0.0	0.0	0.0	0.0	0.0	0.0	0.0	0.0	0.0	0.0	0.0	0.0	0.0
Other products	0.8	0.8	0.9	0.8	1.2	1.0	0.7	1.3	0.3	0.7	0.5	0.5	9.5
Fuel	76.0	69.1	74.5	69.2	72.4	75.1	69.1	75.8	69.5	69.7	73.4	78.7	872.5
Flared	0.0	0.0	0.0	0.0	0.0	0.0	0.0	0.0	0.0	0.0	0.0	0.0	0.0
Vented	0.8	0.0	0.0	0.0	0.0	0.0	0.0	0.0	0.0	0.0	0.0	0.0	0.8
Diff and Other	16.2	13.3	16.8	19.1	19.0	14.7	19.3	24.9	16.7	22.7	15.2	24.9	222.8
Process and Frac													
Pentanes Plus	3.7	3.9	4.5	3.9	5.8	4.9	3.3	6.2	1.4	3.5	2.5	2.6	46.2
Propane	0.0	0.0	0.0	0.0	0.0	0.0	0.0	0.0	0.0	0.0	0.0	0.0	0.0
Butanes	0.0	0.0	0.0	0.0	0.0	0.0	0.0	0.0	0.0	0.0	0.0	0.0	0.0
Ethane	0.0	0.0	0.0	0.0	0.0	0.0	0.0	0.0	0.0	0.0	0.0	0.0	0.0
NGL	0.0	0.0	0.0	0.0	0.0	0.0	0.0	0.0	0.0	0.0	0.0	0.0	0.0
Sulphur	0.0	0.0	0.0	0.0	0.0	0.0	0.0	0.0	0.0	0.0	0.0	0.0	0.0
Sulphur Closing Inv	0.0	0.0	0.0	0.0	0.0	0.0	0.0	0.0	0.0	0.0	0.0	0.0	0.0

Unit of Measurement: Gas and Gas equivalent products: 1000m3, Liquids: m3, Sulphur: MTS

VPR6200
Facility ID ABGP0001242

Facility Name BEI CHIP LAKE 10-29

Facility Licence # 12302

Facility Operator A5WA TANGLE CREEK

Production Month	201701	201702	201703	201704	201705	201706	201707	201708	201709	201710	201711	201712	Totals
Receipts													
Receipts from Alberta Facilities	1,257.4	1,111.1	1,161.1	1,092.0	1,167.8	1,112.1	1,125.0	1,134.4	1,030.9	1,137.6	1,090.9	1,118.9	13,539.2
Receipts from Non-Alberta Facilities	0.0	0.0	0.0	0.0	0.0	0.0	0.0	0.0	0.0	0.0	0.0	0.0	0.0
Dispositions													
Disposition													
Battery	0.0	0.0	0.0	0.0	0.0	0.0	0.0	0.0	0.0	0.0	0.0	0.0	0.0
Gas Gathering System	0.0	0.0	0.0	0.0	0.0	0.0	0.0	0.0	0.0	0.0	0.0	0.0	0.0
Gas Plant	0.0	0.0	0.0	0.0	0.0	0.0	0.0	0.0	0.0	0.0	0.0	0.0	0.0
Injection Facility	0.0	0.0	0.0	0.0	0.0	0.0	0.0	0.0	0.0	0.0	0.0	0.0	0.0
Meter Station	1,074.8	947.3	994.0	930.2	1,002.4	963.2	972.0	968.5	884.0	948.8	921.9	911.7	11,518.8
Other	0.0	0.0	0.0	0.0	0.0	0.0	0.0	0.0	0.0	0.0	0.0	0.0	0.0
Alberta Commercial	0.0	0.0	0.0	0.0	0.0	0.0	0.0	0.0	0.0	0.0	0.0	0.0	0.0
Alberta Industrial	0.0	0.0	0.0	0.0	0.0	0.0	0.0	0.0	0.0	0.0	0.0	0.0	0.0
Alberta Residential	0.0	0.0	0.0	0.0	0.0	0.0	0.0	0.0	0.0	0.0	0.0	0.0	0.0
Alberta Elec.Generation	0.0	0.0	0.0	0.0	0.0	0.0	0.0	0.0	0.0	0.0	0.0	0.0	0.0
Shrinkage													
Acid Gas	0.0	0.0	0.0	0.0	0.0	0.0	0.0	0.0	0.0	0.0	0.0	0.0	0.0
Other products	51.9	44.2	51.0	43.1	48.5	43.1	34.1	55.5	36.5	55.4	42.0	35.6	540.9
Fuel	144.5	124.6	143.3	131.8	129.3	120.5	121.3	129.7	114.8	136.8	136.7	137.6	1,570.9
Flared	0.0	0.0	0.0	0.0	0.0	0.0	0.0	0.0	0.0	0.0	0.0	0.0	0.0
Vented	0.0	0.0	0.0	0.0	0.0	0.0	0.0	0.0	0.0	0.0	0.0	0.0	0.0
Diff and Other	-13.8	-5.0	-27.2	-13.1	-12.4	-14.7	-2.4	-19.3	-4.4	-3.4	-9.7	34.0	-91.4
Process and Frac													
Pentanes Plus	26.1	12.7	38.1	17.1	30.0	19.9	32.1	9.9	2.9	18.6	10.6	12.0	230.0
Propane	0.0	0.0	0.0	0.0	0.0	0.0	0.0	0.0	0.0	0.0	0.0	0.0	0.0
Butanes	0.0	0.0	0.0	0.0	0.0	0.0	0.0	0.0	0.0	0.0	0.0	0.0	0.0
Ethane	0.0	0.0	0.0	0.0	0.0	0.0	0.0	0.0	0.0	0.0	0.0	0.0	0.0
NGL	203.7	183.0	188.3	164.2	179.8	165.2	116.6	227.1	152.9	219.1	167.1	139.7	2,106.7
Sulphur	0.0	0.0	0.0	0.0	0.0	0.0	0.0	0.0	0.0	0.0	0.0	0.0	0.0
Sulphur Closing Inv	0.0	0.0	0.0	0.0	0.0	0.0	0.0	0.0	0.0	0.0	0.0	0.0	0.0

Unit of Measurement: Gas and Gas equivalent products: 1000m3, Liquids: m3, Sulphur: MTS

VPR6200
Facility ID ABGP0001246

Facility Name VERMILLION GILBY

Facility Licence # 8234

Facility Operator A6FW

Production Month	201701	201702	201703	201704	201705	201706	201707	201708	201709	201710	201711	201712	Totals
	SHUTIN	SHUTIN	SHUTIN	SHUTIN	SHUTIN	SHUTIN	SHUTIN	SHUTIN	SHUTIN	SHUTIN	SHUTIN	SHUTIN	
Receipts													
Receipts from Alberta Facilities	0.0	0.0	0.0	0.0	0.0	0.0	0.0	0.0	0.0	0.0	0.0	0.0	0.0
Receipts from Non-Alberta Facilities	0.0	0.0	0.0	0.0	0.0	0.0	0.0	0.0	0.0	0.0	0.0	0.0	0.0
Dispositions													
Disposition													
Battery	0.0	0.0	0.0	0.0	0.0	0.0	0.0	0.0	0.0	0.0	0.0	0.0	0.0
Gas Gathering System	0.0	0.0	0.0	0.0	0.0	0.0	0.0	0.0	0.0	0.0	0.0	0.0	0.0
Gas Plant	0.0	0.0	0.0	0.0	0.0	0.0	0.0	0.0	0.0	0.0	0.0	0.0	0.0
Injection Facility	0.0	0.0	0.0	0.0	0.0	0.0	0.0	0.0	0.0	0.0	0.0	0.0	0.0
Meter Station	0.0	0.0	0.0	0.0	0.0	0.0	0.0	0.0	0.0	0.0	0.0	0.0	0.0
Other	0.0	0.0	0.0	0.0	0.0	0.0	0.0	0.0	0.0	0.0	0.0	0.0	0.0
Alberta Commercial	0.0	0.0	0.0	0.0	0.0	0.0	0.0	0.0	0.0	0.0	0.0	0.0	0.0
Alberta Industrial	0.0	0.0	0.0	0.0	0.0	0.0	0.0	0.0	0.0	0.0	0.0	0.0	0.0
Alberta Residential	0.0	0.0	0.0	0.0	0.0	0.0	0.0	0.0	0.0	0.0	0.0	0.0	0.0
Alberta Elec.Generation	0.0	0.0	0.0	0.0	0.0	0.0	0.0	0.0	0.0	0.0	0.0	0.0	0.0
Shrinkage													
Acid Gas	0.0	0.0	0.0	0.0	0.0	0.0	0.0	0.0	0.0	0.0	0.0	0.0	0.0
Other products	0.0	0.0	0.0	0.0	0.0	0.0	0.0	0.0	0.0	0.0	0.0	0.0	0.0
Fuel	0.0	0.0	0.0	0.0	0.0	0.0	0.0	0.0	0.0	0.0	0.0	0.0	0.0
Flared	0.0	0.0	0.0	0.0	0.0	0.0	0.0	0.0	0.0	0.0	0.0	0.0	0.0
Vented	0.0	0.0	0.0	0.0	0.0	0.0	0.0	0.0	0.0	0.0	0.0	0.0	0.0
Diff and Other	0.0	0.0	0.0	0.0	0.0	0.0	0.0	0.0	0.0	0.0	0.0	0.0	0.0
Process and Frac													
Pentanes Plus	0.0	0.0	0.0	0.0	0.0	0.0	0.0	0.0	0.0	0.0	0.0	0.0	0.0
Propane	0.0	0.0	0.0	0.0	0.0	0.0	0.0	0.0	0.0	0.0	0.0	0.0	0.0
Butanes	0.0	0.0	0.0	0.0	0.0	0.0	0.0	0.0	0.0	0.0	0.0	0.0	0.0
Ethane	0.0	0.0	0.0	0.0	0.0	0.0	0.0	0.0	0.0	0.0	0.0	0.0	0.0
NGL	0.0	0.0	0.0	0.0	0.0	0.0	0.0	0.0	0.0	0.0	0.0	0.0	0.0
Sulphur	0.0	0.0	0.0	0.0	0.0	0.0	0.0	0.0	0.0	0.0	0.0	0.0	0.0
Sulphur Closing Inv	0.0	0.0	0.0	0.0	0.0	0.0	0.0	0.0	0.0	0.0	0.0	0.0	0.0

VPR6200

Facility ID ABGP0001249

Facility Name NORTHSTAR CYN-PEM

Facility Licence # 20266

Facility Operator A6FW VEI

Production Month	201701	201702	201703	201704	201705	201706	201707	201708	201709	201710	201711	201712	Totals
Receipts													
Receipts from Alberta Facilities	20,319.5	17,530.1	13,501.9	20,614.5	16,020.3	11,739.9	11,385.1	11,860.4	10,924.5	11,489.3	10,599.5	10,829.4	166,814.4
Receipts from Non-Alberta Facilities	0.0	0.0	0.0	0.0	0.0	0.0	0.0	0.0	0.0	0.0	0.0	0.0	0.0
Dispositions													
Disposition													
Battery	339.6	306.0	335.6	327.5	338.5	292.2	306.3	289.4	297.2	314.0	310.2	319.1	3,775.6
Gas Gathering System	0.0	0.0	0.0	0.0	0.0	0.0	0.0	0.0	0.0	0.0	0.0	0.0	0.0
Gas Plant	0.0	0.0	0.0	0.0	0.0	0.0	0.0	0.0	0.0	0.0	0.0	0.0	0.0
Injection Facility	0.0	0.0	0.0	0.0	0.0	0.0	0.0	0.0	0.0	0.0	0.0	0.0	0.0
Meter Station	18,843.1	16,326.1	12,308.0	18,975.1	14,694.4	10,650.1	10,010.9	10,896.9	9,938.8	10,211.8	9,516.0	9,724.4	152,095.6
Other	0.0	0.0	0.0	0.0	0.0	0.0	0.0	0.0	0.0	0.0	0.0	0.0	0.0
Alberta Commercial	0.0	0.0	0.0	0.0	0.0	0.0	0.0	0.0	0.0	0.0	0.0	0.0	0.0
Alberta Industrial	0.0	0.0	0.0	0.0	0.0	0.0	0.0	0.0	0.0	0.0	0.0	0.0	0.0
Alberta Residential	0.0	0.0	0.0	0.0	0.0	0.0	0.0	0.0	0.0	0.0	0.0	0.0	0.0
Alberta Elec.Generation	0.0	0.0	0.0	0.0	0.0	0.0	0.0	0.0	0.0	0.0	0.0	0.0	0.0
Shrinkage													
Acid Gas	0.0	0.0	0.0	0.0	0.0	0.0	0.0	0.0	0.0	0.0	0.0	0.0	0.0
Other products	940.7	728.7	646.7	967.8	627.2	502.6	561.0	631.0	540.2	543.3	534.8	523.4	7,747.4
Fuel	662.0	585.3	486.3	666.9	541.5	444.9	444.5	464.6	414.4	431.9	434.5	486.9	6,063.7
Flared	7.0	3.0	3.3	2.9	8.5	2.9	4.9	5.7	5.6	1.6	7.7	5.3	58.4
Vented	0.0	0.0	0.0	0.0	0.0	0.0	0.0	0.0	0.0	0.0	0.0	0.0	0.0
Diff and Other	-472.9	-419.0	-278.0	-325.7	-189.8	-152.8	57.5	-427.2	-271.7	-13.3	-203.7	-229.7	-2,926.3
Process and Frac													
Pentanes Plus	530.1	355.7	277.1	318.5	240.2	210.0	222.9	428.0	249.5	235.7	250.5	193.2	3,511.4
Propane	0.0	0.0	0.0	0.0	0.0	0.0	0.0	0.0	0.0	0.0	0.0	0.0	0.0
Butanes	0.0	0.0	0.0	0.0	0.0	0.0	0.0	0.0	0.0	0.0	0.0	0.0	0.0
Ethane	0.0	0.0	0.0	0.0	0.0	0.0	0.0	0.0	0.0	0.0	0.0	0.0	0.0
NGL	3,376.5	2,666.6	2,410.2	3,671.7	2,409.3	1,942.6	2,165.3	2,274.2	2,057.3	2,085.7	2,014.2	2,019.3	29,092.9
Sulphur	0.0	0.0	0.0	0.0	0.0	0.0	0.0	0.0	0.0	0.0	0.0	0.0	0.0
Sulphur Closing Inv	0.0	0.0	0.0	0.0	0.0	0.0	0.0	0.0	0.0	0.0	0.0	0.0	0.0

Unit of Measurement: Gas and Gas equivalent products: 1000m3, Liquids: m3, Sulphur: MTS

VPR6200

Facility ID ABGP0001256

Facility Name PANCDN ALDERSON

Facility Licence # 1731

Facility Operator A7NW TXNE

Production Month	201701	201702	201703	201704	201705	201706	201707	201708	201709	201710	201711	201712	Totals
Receipts													
Receipts from Alberta Facilities	3,088.5	2,891.0	3,489.4	3,002.8	3,156.9	2,780.7	3,543.2	3,561.6	3,339.5	3,117.7	3,227.9	3,182.4	38,381.6
Receipts from Non-Alberta Facilities	0.0	0.0	0.0	0.0	0.0	0.0	0.0	0.0	0.0	0.0	0.0	0.0	0.0
Dispositions													
Disposition													
Battery	0.0	0.0	0.0	0.0	0.0	0.0	0.0	0.0	0.0	0.0	0.0	0.0	0.0
Gas Gathering System	0.0	0.0	0.0	0.0	0.0	0.0	0.0	0.0	0.0	0.0	0.0	0.0	0.0
Gas Plant	0.0	0.0	0.0	0.0	0.0	0.0	0.0	0.0	0.0	0.0	0.0	0.0	0.0
Injection Facility	0.0	0.0	0.0	0.0	0.0	0.0	0.0	0.0	0.0	0.0	0.0	0.0	0.0
Meter Station	3,147.8	2,948.7	3,568.3	3,043.6	3,182.4	2,805.8	3,526.9	3,538.0	3,316.3	3,080.8	3,141.8	3,005.8	38,306.2
Other	0.0	0.0	0.0	0.0	0.0	0.0	0.0	0.0	0.0	0.0	0.0	0.0	0.0
Alberta Commercial	0.0	0.0	0.0	0.0	0.0	0.0	0.0	0.0	0.0	0.0	0.0	0.0	0.0
Alberta Industrial	0.0	0.0	0.0	0.0	0.0	0.0	0.0	0.0	0.0	0.0	0.0	0.0	0.0
Alberta Residential	0.0	0.0	0.0	0.0	0.0	0.0	0.0	0.0	0.0	0.0	0.0	0.0	0.0
Alberta Elec.Generation	0.0	0.0	0.0	0.0	0.0	0.0	0.0	0.0	0.0	0.0	0.0	0.0	0.0
Shrinkage													
Acid Gas	0.0	0.0	0.0	0.0	0.0	0.0	0.0	0.0	0.0	0.0	0.0	0.0	0.0
Other products	78.4	78.5	94.6	74.8	76.8	52.1	87.2	90.0	80.5	63.4	76.5	67.7	920.5
Fuel	9.4	9.8	9.3	8.9	9.2	8.1	13.0	10.6	9.0	16.3	17.7	10.2	131.5
Flared	0.0	0.0	0.0	0.0	0.0	0.0	0.0	0.0	0.0	0.0	0.0	0.0	0.0
Vented	1.8	0.2	0.2	0.2	0.2	2.0	0.2	0.2	0.2	0.2	5.1	0.2	10.7
Diff and Other	-148.9	-146.2	-183.0	-124.7	-111.7	-87.3	-84.1	-77.2	-66.5	-43.0	-13.2	98.5	-987.3
Process and Frac													
Pentanes Plus	0.0	0.0	0.0	0.0	0.0	0.0	0.0	0.0	0.0	0.0	30.6	0.0	30.6
Propane	0.0	0.0	0.0	0.0	0.0	0.0	0.0	0.0	0.0	0.0	0.0	0.0	0.0
Butanes	0.0	0.0	0.0	0.0	0.0	0.0	0.0	0.0	0.0	0.0	0.0	0.0	0.0
Ethane	0.0	0.0	0.0	0.0	0.0	0.0	0.0	0.0	0.0	0.0	0.0	0.0	0.0
NGL	327.4	328.2	399.9	317.8	325.5	220.3	369.2	378.8	339.8	266.8	295.0	290.0	3,858.7
Sulphur	0.0	0.0	0.0	0.0	0.0	0.0	0.0	0.0	0.0	0.0	0.0	0.0	0.0
Sulphur Closing Inv	0.0	0.0	0.0	0.0	0.0	0.0	0.0	0.0	0.0	0.0	0.0	0.0	0.0

Unit of Measurement: Gas and Gas equivalent products: 1000m3, Liquids: m3, Sulphur: MTS

VPR6200
Facility ID ABGP0001261

Facility Name ENERMARK WILDMERE

Facility Licence # 10065

Facility Operator A5RD ENERPLUS CORP

Production Month	201701	201702	201703	201704	201705	201706	201707	201708	201709	201710	201711	201712	Totals	
Receipts														
Receipts from Alberta Facilities	167.5	132.2	313.2	288.0	178.8	200.6	199.3	166.5	205.9	192.9	237.2	173.8	2,455.9	
Receipts from Non-Alberta Facilities	0.0	0.0	0.0	0.0	0.0	0.0	0.0	0.0	0.0	0.0	0.0	0.0	0.0	
Dispositions														
Disposition	Battery	133.4	132.2	135.8	118.9	90.7	113.1	128.6	180.4	142.4	132.9	118.0	123.0	1,549.4
	Gas Gathering System	0.0	0.0	0.0	0.0	0.0	0.0	0.0	0.0	0.0	0.0	0.0	0.0	0.0
	Gas Plant	0.0	0.0	0.0	0.0	0.0	0.0	0.0	0.0	0.0	0.0	0.0	0.0	0.0
	Injection Facility	0.0	0.0	0.0	0.0	0.0	0.0	0.0	0.0	0.0	0.0	0.0	0.0	0.0
	Meter Station	0.0	0.0	0.0	0.0	0.0	0.0	0.0	0.0	0.0	0.0	0.0	0.0	0.0
	Other	0.0	0.0	0.0	0.0	0.0	0.0	0.0	0.0	0.0	0.0	0.0	0.0	0.0
	Alberta Commercial	0.0	0.0	0.0	0.0	0.0	0.0	0.0	0.0	0.0	0.0	0.0	0.0	0.0
	Alberta Industrial	0.0	0.0	0.0	0.0	0.0	0.0	0.0	0.0	0.0	0.0	0.0	0.0	0.0
	Alberta Residential	0.0	0.0	0.0	0.0	0.0	0.0	0.0	0.0	0.0	0.0	0.0	0.0	0.0
	Alberta Elec.Generation	0.0	0.0	0.0	0.0	0.0	0.0	0.0	0.0	0.0	0.0	0.0	0.0	0.0
Shrinkage	Acid Gas	0.0	0.0	0.0	0.0	0.0	0.0	0.0	0.0	0.0	0.0	0.0	0.0	0.0
	Other products	0.0	0.0	0.0	0.0	0.0	0.0	0.0	0.0	0.0	0.0	0.0	0.0	0.0
Fuel		18.1	0.0	119.6	146.4	98.1	105.0	55.0	0.0	32.3	34.6	75.6	62.1	746.8
Flared		0.0	0.0	0.0	0.0	0.0	0.0	0.0	0.0	0.0	0.0	0.0	0.0	0.0
Vented		0.0	0.0	0.0	0.0	0.0	0.0	0.0	0.0	0.0	0.0	0.0	0.0	0.0
Diff and Other		16.0	0.0	57.8	22.7	-10.0	-17.5	15.7	-13.9	31.2	25.4	43.6	-11.3	159.7
Process and Frac														
	Pentanes Plus	0.0	0.0	0.0	0.0	0.0	0.0	0.0	0.0	0.0	0.0	0.0	0.0	0.0
	Propane	0.0	0.0	0.0	0.0	0.0	0.0	0.0	0.0	0.0	0.0	0.0	0.0	0.0
	Butanes	0.0	0.0	0.0	0.0	0.0	0.0	0.0	0.0	0.0	0.0	0.0	0.0	0.0
	Ethane	0.0	0.0	0.0	0.0	0.0	0.0	0.0	0.0	0.0	0.0	0.0	0.0	0.0
	NGL	0.0	0.0	0.0	0.0	0.0	0.0	0.0	0.0	0.0	0.0	0.0	0.0	0.0
	Sulphur	0.0	0.0	0.0	0.0	0.0	0.0	0.0	0.0	0.0	0.0	0.0	0.0	0.0
	Sulphur Closing Inv	0.0	0.0	0.0	0.0	0.0	0.0	0.0	0.0	0.0	0.0	0.0	0.0	0.0

Unit of Measurement: Gas and Gas equivalent products: 1000m3, Liquids: m3, Sulphur: MTS

VPR6200

Facility ID ABGP0001267

Facility Name CRESTAR NITON

Facility Licence # 12444

Facility Operator A5D4 CVE

Production Month	201701	201702	201703	201704	201705	201706	201707	201708	201709	201710	201711	201712	Totals
Receipts													
Receipts from Alberta Facilities	7,968.2	7,714.9	8,864.7	8,579.2	8,750.8	8,627.6	8,631.8	8,950.7	8,686.4	8,557.3	8,557.6	8,454.5	102,343.7
Receipts from Non-Alberta Facilities	0.0	0.0	0.0	0.0	0.0	0.0	0.0	0.0	0.0	0.0	0.0	0.0	0.0
Dispositions													
Disposition													
Battery	30.1	38.8	40.0	28.5	22.4	29.9	36.5	25.9	28.0	35.1	48.0	47.9	411.1
Gas Gathering System	0.0	0.0	0.0	0.0	0.0	0.0	0.0	0.0	0.0	0.0	0.0	0.0	0.0
Gas Plant	0.0	0.0	0.0	0.0	0.0	0.0	0.0	0.0	0.0	0.0	0.0	0.0	0.0
Injection Facility	0.0	0.0	0.0	0.0	0.0	0.0	0.0	0.0	0.0	0.0	0.0	0.0	0.0
Meter Station	7,002.4	6,754.2	7,767.8	7,466.7	7,531.7	7,532.0	7,526.8	7,752.4	7,525.1	7,371.3	7,298.5	7,323.0	88,851.9
Other	0.0	0.0	0.0	0.0	0.0	0.0	0.0	0.0	0.0	0.0	0.0	0.0	0.0
Alberta Commercial	0.0	0.0	0.0	0.0	0.0	0.0	0.0	0.0	0.0	0.0	0.0	0.0	0.0
Alberta Industrial	0.0	0.0	0.0	0.0	0.0	0.0	0.0	0.0	0.0	0.0	0.0	0.0	0.0
Alberta Residential	0.0	0.0	0.0	0.0	0.0	0.0	0.0	0.0	0.0	0.0	0.0	0.0	0.0
Alberta Elec.Generation	0.0	0.0	0.0	0.0	0.0	0.0	0.0	0.0	0.0	0.0	0.0	0.0	0.0
Shrinkage													
Acid Gas	0.0	0.0	0.0	0.0	0.0	0.0	0.0	0.0	0.0	0.0	0.0	0.0	0.0
Other products	300.6	294.4	336.5	327.2	311.9	310.0	321.6	358.5	326.4	312.2	298.5	288.9	3,786.7
Fuel	508.3	449.6	515.6	490.0	512.0	499.1	478.2	491.9	451.6	489.4	499.7	508.5	5,893.9
Flared	1.8	0.0	0.0	0.0	0.0	0.0	1.1	0.0	0.0	0.6	0.0	0.0	3.5
Vented	0.1	0.1	0.0	0.0	0.0	0.0	0.0	0.2	0.1	0.0	0.0	0.0	0.5
Diff and Other	124.9	177.8	204.8	266.8	372.8	256.6	267.6	321.8	355.2	348.7	412.9	286.2	3,396.1
Process and Frac													
Pentanes Plus	59.2	67.2	54.3	5.1	8.8	1.9	2.8	12.1	3.3	8.5	0.9	1.0	225.1
Propane	0.0	0.0	0.0	0.0	0.0	0.0	0.0	0.0	0.0	0.0	0.0	0.0	0.0
Butanes	0.0	0.0	0.0	0.0	0.0	0.0	0.0	0.0	0.0	0.0	0.0	0.0	0.0
Ethane	0.0	0.0	0.0	0.0	0.0	0.0	0.0	0.0	0.0	0.0	0.0	0.0	0.0
NGL	1,185.7	1,149.5	1,353.4	1,339.2	1,278.0	1,285.8	1,335.2	1,475.9	1,349.6	1,286.0	1,232.1	1,192.9	15,463.3
Sulphur	0.0	0.0	0.0	0.0	0.0	0.0	0.0	0.0	0.0	0.0	0.0	0.0	0.0
Sulphur Closing Inv	0.0	0.0	0.0	0.0	0.0	0.0	0.0	0.0	0.0	0.0	0.0	0.0	0.0

Unit of Measurement: Gas and Gas equivalent products: 1000m3, Liquids: m3, Sulphur: MTS

VPR6200

Facility ID ABGP0001272

Facility Name Pengrowth DRAIG HANNA

Facility Licence # 4191

Facility Operator A7H2 SOC

Production Month	201701	201702	201703	201704	201705	201706	201707	201708	201709	201710	201711	201712	Totals
Receipts													
Receipts from Alberta Facilities	913.1	830.6	909.9	931.3	975.8	926.6	944.1	938.7	920.2	940.4	874.6	884.7	10,990.0
Receipts from Non-Alberta Facilities	0.0	0.0	0.0	0.0	0.0	0.0	0.0	0.0	0.0	0.0	0.0	0.0	0.0
Dispositions													
Disposition													
Battery	73.7	66.5	73.7	71.3	73.7	71.3	73.7	73.7	71.3	73.7	71.3	73.7	867.6
Gas Gathering System	0.0	0.0	0.0	0.0	0.0	0.0	0.0	0.0	0.0	0.0	0.0	0.0	0.0
Gas Plant	0.0	0.0	0.0	0.0	0.0	0.0	0.0	0.0	0.0	0.0	0.0	0.0	0.0
Injection Facility	0.0	0.0	0.0	0.0	0.0	0.0	0.0	0.0	0.0	0.0	0.0	0.0	0.0
Meter Station	684.7	616.2	684.7	725.5	767.4	716.5	726.2	708.3	704.9	692.5	667.3	675.0	8,369.2
Other	0.0	0.0	0.0	0.0	0.0	0.0	0.0	0.0	0.0	0.0	0.0	0.0	0.0
Alberta Commercial	0.0	0.0	0.0	0.0	0.0	0.0	0.0	0.0	0.0	0.0	0.0	0.0	0.0
Alberta Industrial	0.0	0.0	0.0	0.0	0.0	0.0	0.0	0.0	0.0	0.0	0.0	0.0	0.0
Alberta Residential	0.0	0.0	0.0	0.0	0.0	0.0	0.0	0.0	0.0	0.0	0.0	0.0	0.0
Alberta Elec.Generation	0.0	0.0	0.0	0.0	0.0	0.0	0.0	0.0	0.0	0.0	0.0	0.0	0.0
Shrinkage													
Acid Gas	0.0	0.0	0.0	0.0	0.0	0.0	0.0	0.0	0.0	0.0	0.0	0.0	0.0
Other products	8.1	5.6	8.2	6.4	3.1	0.3	8.2	4.9	5.8	5.0	3.6	6.2	65.4
Fuel	88.7	78.5	87.6	83.5	84.2	80.5	83.6	85.0	79.2	84.5	78.9	80.9	995.1
Flared	0.0	0.0	0.0	0.0	0.0	0.0	0.0	0.0	0.0	0.0	0.0	0.0	0.0
Vented	0.7	0.4	0.6	0.5	0.0	0.3	4.4	2.1	2.2	0.6	0.7	0.8	13.3
Diff and Other	57.2	63.4	55.1	44.1	47.4	57.7	48.0	64.7	56.8	84.1	52.8	48.1	679.4
Process and Frac													
Pentanes Plus	39.3	27.2	39.8	31.2	14.9	1.3	39.7	23.7	28.2	24.2	17.6	29.9	317.0
Propane	0.0	0.0	0.0	0.0	0.0	0.0	0.0	0.0	0.0	0.0	0.0	0.0	0.0
Butanes	0.0	0.0	0.0	0.0	0.0	0.0	0.0	0.0	0.0	0.0	0.0	0.0	0.0
Ethane	0.0	0.0	0.0	0.0	0.0	0.0	0.0	0.0	0.0	0.0	0.0	0.0	0.0
NGL	0.0	0.0	0.0	0.0	0.0	0.0	0.0	0.0	0.0	0.0	0.0	0.0	0.0
Sulphur	0.0	0.0	0.0	0.0	0.0	0.0	0.0	0.0	0.0	0.0	0.0	0.0	0.0
Sulphur Closing Inv	0.0	0.0	0.0	0.0	0.0	0.0	0.0	0.0	0.0	0.0	0.0	0.0	0.0

Unit of Measurement: Gas and Gas equivalent products: 1000m3, Liquids: m3, Sulphur: MTS

VPR6200

Facility ID ABGP0001273

Facility Name D Energy Bashaw 11-24-41-21W4

Facility Licence # 8677

Facility Operator A68P

Production Month	201701	201702	201703	201704	201705	201706	201707	201708	201709	201710	201711	201712	Totals
Receipts													
Receipts from Alberta Facilities	2,036.8	1,793.6	1,914.9	1,921.7	1,967.4	1,952.4	1,990.1	1,971.0	1,914.7	1,926.6	1,503.8	1,549.1	22,442.1
Receipts from Non-Alberta Facilities	0.0	0.0	0.0	0.0	0.0	0.0	0.0	0.0	0.0	0.0	0.0	0.0	0.0
Dispositions													
Disposition													
Battery	0.0	0.0	0.0	0.0	0.0	0.0	0.0	0.0	0.0	0.0	0.0	0.0	0.0
Gas Gathering System	0.0	0.0	0.0	0.0	0.0	0.0	0.0	0.0	0.0	0.0	0.0	0.0	0.0
Gas Plant	0.0	0.0	0.0	0.0	0.0	0.0	0.0	0.0	0.0	0.0	0.0	0.0	0.0
Injection Facility	0.0	0.0	0.0	0.0	0.0	0.0	0.0	0.0	0.0	0.0	0.0	0.0	0.0
Meter Station	1,832.4	1,645.8	1,685.7	1,673.2	1,774.4	1,772.0	1,784.2	1,785.6	1,722.5	1,729.0	1,394.1	1,421.5	20,220.4
Other	0.0	0.0	0.0	0.0	0.0	0.0	0.0	0.0	0.0	0.0	0.0	0.0	0.0
Alberta Commercial	0.0	0.0	0.0	0.0	0.0	0.0	0.0	0.0	0.0	0.0	0.0	0.0	0.0
Alberta Industrial	0.0	0.0	0.0	0.0	0.0	0.0	0.0	0.0	0.0	0.0	0.0	0.0	0.0
Alberta Residential	0.0	0.0	0.0	0.0	0.0	0.0	0.0	0.0	0.0	0.0	0.0	0.0	0.0
Alberta Elec.Generation	0.0	0.0	0.0	0.0	0.0	0.0	0.0	0.0	0.0	0.0	0.0	0.0	0.0
Shrinkage													
Acid Gas	0.0	0.0	0.0	0.0	0.0	0.0	0.0	0.0	0.0	0.0	0.0	0.0	0.0
Other products	0.0	0.0	0.0	0.0	0.0	0.0	0.0	0.0	0.0	0.0	0.0	0.0	0.0
Fuel	205.4	179.8	199.0	193.0	202.7	196.0	202.6	201.1	189.6	186.3	148.8	154.7	2,259.0
Flared	0.0	0.0	0.0	0.4	0.1	0.1	0.3	0.0	0.0	0.1	0.0	0.2	1.2
Vented	0.0	0.0	0.0	0.2	0.3	0.3	0.1	0.0	0.1	0.0	0.0	0.1	1.1
Diff and Other	-1.0	-32.0	30.2	54.9	-10.1	-16.0	2.9	-15.7	2.5	11.2	-39.1	-27.4	-39.6
Process and Frac													
Pentanes Plus	0.0	0.0	0.0	0.0	0.0	0.0	0.0	0.0	0.0	0.0	0.0	0.0	0.0
Propane	0.0	0.0	0.0	0.0	0.0	0.0	0.0	0.0	0.0	0.0	0.0	0.0	0.0
Butanes	0.0	0.0	0.0	0.0	0.0	0.0	0.0	0.0	0.0	0.0	0.0	0.0	0.0
Ethane	0.0	0.0	0.0	0.0	0.0	0.0	0.0	0.0	0.0	0.0	0.0	0.0	0.0
NGL	0.0	0.0	0.0	0.0	0.0	0.0	0.0	0.0	0.0	0.0	0.0	0.0	0.0
Sulphur	0.0	0.0	0.0	0.0	0.0	0.0	0.0	0.0	0.0	0.0	0.0	0.0	0.0
Sulphur Closing Inv	0.0	0.0	0.0	0.0	0.0	0.0	0.0	0.0	0.0	0.0	0.0	0.0	0.0

Unit of Measurement: Gas and Gas equivalent products: 1000m3, Liquids: m3, Sulphur: MTS

VPR6200

Facility ID ABGP0001277

Facility Name COMPTON HALKIRK

Facility Licence # 6524

Facility Operator A7BZ MARL

Production Month	201701	201702	201703	201704	201705	201706	201707	201708	201709	201710	201711	201712	Totals
Receipts													
Receipts from Alberta Facilities	248.6	215.9	235.2	227.0	241.7	225.2	230.7	191.5	215.5	219.1	223.1	271.6	2,745.1
Receipts from Non-Alberta Facilities	0.0	0.0	0.0	0.0	0.0	0.0	0.0	0.0	0.0	0.0	0.0	0.0	0.0
Dispositions													
Disposition													
Battery	0.0	0.0	0.0	0.0	0.0	0.0	0.0	0.0	0.0	0.0	0.0	0.0	0.0
Gas Gathering System	0.0	0.0	0.0	0.0	0.0	0.0	0.0	0.0	0.0	0.0	0.0	0.0	0.0
Gas Plant	0.0	0.0	0.0	0.0	0.0	0.0	0.0	0.0	0.0	0.0	0.0	0.0	0.0
Injection Facility	0.0	0.0	0.0	0.0	0.0	0.0	0.0	0.0	0.0	0.0	0.0	0.0	0.0
Meter Station	216.1	178.5	211.0	190.6	210.2	196.7	216.0	181.5	211.5	213.4	210.7	253.1	2,489.3
Other	0.0	0.0	0.0	0.0	0.0	0.0	0.0	0.0	0.0	0.0	0.0	0.0	0.0
Alberta Commercial	0.0	0.0	0.0	0.0	0.0	0.0	0.0	0.0	0.0	0.0	0.0	0.0	0.0
Alberta Industrial	0.0	0.0	0.0	0.0	0.0	0.0	0.0	0.0	0.0	0.0	0.0	0.0	0.0
Alberta Residential	0.0	0.0	0.0	0.0	0.0	0.0	0.0	0.0	0.0	0.0	0.0	0.0	0.0
Alberta Elec.Generation	0.0	0.0	0.0	0.0	0.0	0.0	0.0	0.0	0.0	0.0	0.0	0.0	0.0
Shrinkage													
Acid Gas	0.0	0.0	0.0	0.0	0.0	0.0	0.0	0.0	0.0	0.0	0.0	0.0	0.0
Other products	1.8	0.0	1.9	10.8	0.0	0.0	13.7	0.0	11.9	13.1	0.0	13.7	66.9
Fuel	29.8	27.4	34.1	27.6	27.9	27.7	21.1	8.0	0.0	0.0	0.0	0.0	203.6
Flared	0.0	0.0	0.0	0.0	0.0	0.0	0.0	0.0	0.0	0.0	0.0	0.0	0.0
Vented	0.0	0.0	0.0	0.0	0.0	0.0	0.0	0.0	0.0	0.0	0.0	0.0	0.0
Diff and Other	0.9	10.0	-11.8	-2.0	3.6	0.8	-20.1	2.0	-7.9	-7.4	12.4	4.8	-14.7
Process and Frac													
Pentanes Plus	8.6	0.0	9.2	0.0	0.0	0.0	0.0	0.0	0.0	0.0	0.0	0.0	17.8
Propane	0.0	0.0	0.0	0.0	0.0	0.0	0.0	0.0	0.0	0.0	0.0	0.0	0.0
Butanes	0.0	0.0	0.0	0.0	0.0	0.0	0.0	0.0	0.0	0.0	0.0	0.0	0.0
Ethane	0.0	0.0	0.0	0.0	0.0	0.0	0.0	0.0	0.0	0.0	0.0	0.0	0.0
NGL	0.0	0.0	0.0	46.2	0.0	0.0	58.5	0.0	51.3	54.5	0.0	58.7	269.2
Sulphur	0.0	0.0	0.0	0.0	0.0	0.0	0.0	0.0	0.0	0.0	0.0	0.0	0.0
Sulphur Closing Inv	0.0	0.0	0.0	0.0	0.0	0.0	0.0	0.0	0.0	0.0	0.0	0.0	0.0

Unit of Measurement: Gas and Gas equivalent products: 1000m3, Liquids: m3, Sulphur: MTS

VPR6200

Facility ID ABGP0001278

Facility Name JOFFRE 14-36-38-27W4

Facility Licence # 6663

Facility Operator OHE9 CNRL

Production Month	201701	201702	201703	201704	201705	201706	201707	201708	201709	201710	201711	201712	Totals
Receipts													
Receipts from Alberta Facilities	153.3	0.0	0.0	0.0	0.0	0.0	0.0	0.0	0.0	0.0	0.0	0.0	153.3
Receipts from Non-Alberta Facilities	0.0	0.0	0.0	0.0	0.0	0.0	0.0	0.0	0.0	0.0	0.0	0.0	0.0
Dispositions													
Disposition													
Battery	0.0	0.0	0.0	0.0	0.0	0.0	0.0	0.0	0.0	0.0	0.0	0.0	0.0
Gas Gathering System	0.0	0.0	0.0	0.0	0.0	0.0	0.0	0.0	0.0	0.0	0.0	0.0	0.0
Gas Plant	0.0	0.0	0.0	0.0	0.0	0.0	0.0	0.0	0.0	0.0	0.0	0.0	0.0
Injection Facility	0.0	0.0	0.0	0.0	0.0	0.0	0.0	0.0	0.0	0.0	0.0	0.0	0.0
Meter Station	150.9	0.0	0.0	0.0	0.0	0.0	0.0	0.0	0.0	0.0	0.0	0.0	150.9
Other	0.0	0.0	0.0	0.0	0.0	0.0	0.0	0.0	0.0	0.0	0.0	0.0	0.0
Alberta Commercial	0.0	0.0	0.0	0.0	0.0	0.0	0.0	0.0	0.0	0.0	0.0	0.0	0.0
Alberta Industrial	0.0	0.0	0.0	0.0	0.0	0.0	0.0	0.0	0.0	0.0	0.0	0.0	0.0
Alberta Residential	0.0	0.0	0.0	0.0	0.0	0.0	0.0	0.0	0.0	0.0	0.0	0.0	0.0
Alberta Elec.Generation	0.0	0.0	0.0	0.0	0.0	0.0	0.0	0.0	0.0	0.0	0.0	0.0	0.0
Shrinkage													
Acid Gas	0.0	0.0	0.0	0.0	0.0	0.0	0.0	0.0	0.0	0.0	0.0	0.0	0.0
Other products	3.0	0.0	0.0	0.0	0.0	0.0	0.0	0.0	0.0	0.0	0.0	0.0	3.0
Fuel	1.6	0.0	0.0	0.0	0.0	0.0	0.0	0.0	0.0	0.0	0.0	0.0	1.6
Flared	0.0	0.0	0.0	0.0	0.0	0.0	0.0	0.0	0.0	0.0	0.0	0.0	0.0
Vented	3.1	0.0	0.0	0.0	0.0	0.0	0.0	0.0	0.0	0.0	0.0	0.0	3.1
Diff and Other	-5.3	0.0	0.0	0.0	0.0	0.0	0.0	0.0	0.0	0.0	0.0	0.0	-5.3
Process and Frac													
Pentanes Plus	4.2	0.0	0.0	0.0	0.0	0.0	0.0	0.0	0.0	0.0	0.0	0.0	4.2
Propane	0.0	0.0	0.0	0.0	0.0	0.0	0.0	0.0	0.0	0.0	0.0	0.0	0.0
Butanes	0.0	0.0	0.0	0.0	0.0	0.0	0.0	0.0	0.0	0.0	0.0	0.0	0.0
Ethane	0.0	0.0	0.0	0.0	0.0	0.0	0.0	0.0	0.0	0.0	0.0	0.0	0.0
NGL	8.9	0.0	0.0	0.0	0.0	0.0	0.0	0.0	0.0	0.0	0.0	0.0	8.9
Sulphur	0.0	0.0	0.0	0.0	0.0	0.0	0.0	0.0	0.0	0.0	0.0	0.0	0.0
Sulphur Closing Inv	0.0	0.0	0.0	0.0	0.0	0.0	0.0	0.0	0.0	0.0	0.0	0.0	0.0

Unit of Measurement: Gas and Gas equivalent products: 1000m3, Liquids: m3, Sulphur: MTS

VPR6200

Facility ID ABGP0001281

Facility Name HAWKINS 4-5-44-9w4

Facility Licence # 9438

Facility Operator OHE9 CNRL

Production Month	201701	201702	201703	201704	201705	201706	201707	201708	201709	201710	201711	201712	Totals
Receipts													
Receipts from Alberta Facilities	731.0	773.1	948.8	1,116.8	915.0	939.5	1,257.3	1,164.3	1,246.7	1,463.3	902.2	1,316.0	12,774.0
Receipts from Non-Alberta Facilities	0.0	0.0	0.0	0.0	0.0	0.0	0.0	0.0	0.0	0.0	0.0	0.0	0.0
Dispositions													
Disposition													
Battery	0.0	0.0	0.0	0.0	0.0	0.0	0.0	0.0	0.0	0.0	0.0	0.0	0.0
Gas Gathering System	0.0	0.0	0.0	0.0	0.0	0.0	0.0	0.0	0.0	0.0	0.0	0.0	0.0
Gas Plant	0.0	0.0	0.0	0.0	0.0	0.0	0.0	0.0	0.0	0.0	0.0	0.0	0.0
Injection Facility	0.0	0.0	0.0	0.0	0.0	0.0	0.0	0.0	0.0	0.0	0.0	0.0	0.0
Meter Station	598.8	639.3	802.6	980.8	776.1	808.6	1,118.7	1,021.0	1,128.6	1,333.1	856.9	1,213.4	11,277.9
Other	0.0	0.0	0.0	0.0	0.0	0.0	0.0	0.0	0.0	0.0	0.0	0.0	0.0
Alberta Commercial	0.0	0.0	0.0	0.0	0.0	0.0	0.0	0.0	0.0	0.0	0.0	0.0	0.0
Alberta Industrial	0.0	0.0	0.0	0.0	0.0	0.0	0.0	0.0	0.0	0.0	0.0	0.0	0.0
Alberta Residential	0.0	0.0	0.0	0.0	0.0	0.0	0.0	0.0	0.0	0.0	0.0	0.0	0.0
Alberta Elec.Generation	0.0	0.0	0.0	0.0	0.0	0.0	0.0	0.0	0.0	0.0	0.0	0.0	0.0
Shrinkage													
Acid Gas	0.0	0.0	0.0	0.0	0.0	0.0	0.0	0.0	0.0	0.0	0.0	0.0	0.0
Other products	2.1	2.9	0.7	2.3	3.8	2.4	2.0	3.3	2.3	2.1	0.1	1.4	25.4
Fuel	142.1	134.6	148.5	137.7	142.0	133.8	141.1	145.2	122.0	138.1	88.6	125.4	1,599.1
Flared	0.0	0.0	0.0	0.0	0.0	0.0	0.0	0.0	0.0	0.0	0.0	0.0	0.0
Vented	0.3	0.3	0.3	0.2	0.2	0.2	0.4	0.2	0.3	0.4	0.9	0.7	4.4
Diff and Other	-12.3	-4.0	-3.3	-4.2	-7.1	-5.5	-4.9	-5.4	-6.5	-10.4	-44.3	-24.9	-132.8
Process and Frac													
Pentanes Plus	10.2	14.2	3.2	10.9	18.4	11.5	9.6	16.1	10.9	10.1	0.3	6.6	122.0
Propane	0.0	0.0	0.0	0.0	0.0	0.0	0.0	0.0	0.0	0.0	0.0	0.0	0.0
Butanes	0.0	0.0	0.0	0.0	0.0	0.0	0.0	0.0	0.0	0.0	0.0	0.0	0.0
Ethane	0.0	0.0	0.0	0.0	0.0	0.0	0.0	0.0	0.0	0.0	0.0	0.0	0.0
NGL	0.0	0.0	0.0	0.0	0.0	0.0	0.0	0.0	0.0	0.0	0.0	0.0	0.0
Sulphur	0.0	0.0	0.0	0.0	0.0	0.0	0.0	0.0	0.0	0.0	0.0	0.0	0.0
Sulphur Closing Inv	0.0	0.0	0.0	0.0	0.0	0.0	0.0	0.0	0.0	0.0	0.0	0.0	0.0

Unit of Measurement: Gas and Gas equivalent products: 1000m3, Liquids: m3, Sulphur: MTS

VPR6200

Facility ID ABGP0001285

Facility Name APACHE PROVOST

Facility Licence # 29481

Facility Operator A7BT KARVE

Production Month	201701	201702	201703	201704	201705	201706	201707	201708	201709	201710	201711	201712	Totals
Receipts													
Receipts from Alberta Facilities	6,015.0	5,660.3	6,296.2	6,169.1	6,495.8	6,442.3	6,482.3	6,354.0	6,030.0	6,237.7	6,156.2	5,758.8	74,097.7
Receipts from Non-Alberta Facilities	0.0	0.0	0.0	0.0	0.0	0.0	0.0	0.0	0.0	0.0	0.0	0.0	0.0
Dispositions													
Disposition													
Battery	0.0	0.0	0.0	0.0	0.0	0.0	0.0	0.0	0.0	0.0	0.0	0.0	0.0
Gas Gathering System	57.7	59.9	62.3	59.5	63.9	61.6	66.0	64.0	65.6	67.7	70.9	73.1	772.2
Gas Plant	0.0	0.0	0.0	0.0	0.0	0.0	0.0	0.0	0.0	0.0	0.0	0.0	0.0
Injection Facility	0.0	0.0	0.0	0.0	0.0	0.0	0.0	0.0	0.0	0.0	0.0	0.0	0.0
Meter Station	5,707.1	5,347.7	5,933.5	5,797.7	6,254.7	6,216.1	6,260.2	6,087.6	6,158.4	5,850.8	6,653.8	5,502.8	71,770.4
Other	0.0	0.0	0.0	0.0	0.0	0.0	0.0	0.0	0.0	0.0	0.0	0.0	0.0
Alberta Commercial	0.0	0.0	0.0	0.0	0.0	0.0	0.0	0.0	0.0	0.0	0.0	0.0	0.0
Alberta Industrial	0.0	0.0	0.0	0.0	0.0	0.0	0.0	0.0	0.0	0.0	0.0	0.0	0.0
Alberta Residential	0.0	0.0	0.0	0.0	0.0	0.0	0.0	0.0	0.0	0.0	0.0	0.0	0.0
Alberta Elec.Generation	0.0	0.0	0.0	0.0	0.0	0.0	0.0	0.0	0.0	0.0	0.0	0.0	0.0
Shrinkage													
Acid Gas	0.0	0.0	0.0	0.0	0.0	0.0	0.0	0.0	0.0	0.0	0.0	0.0	0.0
Other products	51.4	45.9	54.7	53.9	58.4	66.3	66.0	65.1	58.5	70.0	62.6	59.8	712.6
Fuel	97.5	86.3	95.5	91.4	91.1	87.1	90.8	91.4	89.5	88.0	90.8	96.5	1,095.9
Flared	0.1	0.2	0.2	0.0	0.0	0.2	1.5	0.0	0.0	0.3	0.0	1.4	3.9
Vented	4.2	4.1	2.0	2.0	1.1	4.4	3.4	4.4	5.7	0.6	0.6	1.4	33.9
Diff and Other	97.0	116.2	148.0	164.6	26.6	6.6	-5.6	41.5	-347.7	160.3	-722.5	23.8	-291.2
Process and Frac													
Pentanes Plus	65.2	57.3	71.3	59.1	42.7	45.8	35.6	22.6	41.8	31.1	49.6	77.3	599.4
Propane	0.0	0.0	0.0	0.0	0.0	0.0	0.0	0.0	0.0	0.0	0.0	0.0	0.0
Butanes	0.0	0.0	0.0	0.0	0.0	0.0	0.0	0.0	0.0	0.0	0.0	0.0	0.0
Ethane	0.0	0.0	0.0	0.0	0.0	0.0	0.0	0.0	0.0	0.0	0.0	0.0	0.0
NGL	170.2	154.5	178.1	187.3	226.3	251.3	261.3	266.8	220.2	280.7	231.5	196.3	2,624.5
Sulphur	0.0	0.0	0.0	0.0	0.0	0.0	0.0	0.0	0.0	0.0	0.0	0.0	0.0
Sulphur Closing Inv	0.0	0.0	0.0	0.0	0.0	0.0	0.0	0.0	0.0	0.0	0.0	0.0	0.0

Unit of Measurement: Gas and Gas equivalent products: 1000m3, Liquids: m3, Sulphur: MTS

VPR6200
Facility ID ABGP0001290

Facility Name CONOCO HOTCHKISS

Facility Licence # 17610

Facility Operator A7LX Wormwood

Production Month	201701	201702	201703	201704	201705	201706	201707	201708	201709	201710	201711	201712	Totals
Receipts													
Receipts from Alberta Facilities	1,050.1	1,147.3	1,030.2	988.7	964.0	782.8	819.3	924.8	464.0	426.8	868.9	895.0	10,361.9
Receipts from Non-Alberta Facilities	0.0	0.0	0.0	0.0	0.0	0.0	0.0	0.0	0.0	0.0	0.0	0.0	0.0
Dispositions													
Disposition													
Battery	0.0	0.0	0.0	0.0	0.0	0.0	0.0	0.0	0.0	0.0	0.0	0.0	0.0
Gas Gathering System	0.0	0.0	0.0	0.0	0.0	0.0	0.0	0.0	0.0	0.0	0.0	0.0	0.0
Gas Plant	0.0	0.0	0.0	0.0	0.0	0.0	0.0	0.0	0.0	0.0	0.0	0.0	0.0
Injection Facility	0.0	0.0	0.0	0.0	0.0	0.0	0.0	0.0	0.0	0.0	0.0	0.0	0.0
Meter Station	744.5	762.5	842.3	731.9	784.3	693.2	660.2	692.7	342.2	293.0	666.2	792.5	8,005.5
Other	0.0	0.0	0.0	0.0	0.0	0.0	0.0	0.0	0.0	0.0	0.0	0.0	0.0
Alberta Commercial	0.0	0.0	0.0	0.0	0.0	0.0	0.0	0.0	0.0	0.0	0.0	0.0	0.0
Alberta Industrial	0.0	0.0	0.0	0.0	0.0	0.0	0.0	0.0	0.0	0.0	0.0	0.0	0.0
Alberta Residential	0.0	0.0	0.0	0.0	0.0	0.0	0.0	0.0	0.0	0.0	0.0	0.0	0.0
Alberta Elec.Generation	0.0	0.0	0.0	0.0	0.0	0.0	0.0	0.0	0.0	0.0	0.0	0.0	0.0
Shrinkage													
Acid Gas	39.8	41.3	23.1	36.2	0.0	0.0	46.5	35.8	0.0	0.0	0.0	0.0	222.7
Other products	0.0	0.0	0.0	0.0	0.0	0.0	0.0	0.0	0.0	0.0	0.0	0.0	0.0
Fuel	151.9	139.3	136.1	142.5	133.6	124.3	116.5	129.3	71.8	114.8	141.1	141.3	1,542.5
Flared	0.0	0.0	0.0	0.0	0.0	0.0	0.0	0.0	0.0	0.0	0.0	0.0	0.0
Vented	0.0	0.0	0.0	0.0	0.0	0.0	0.0	0.0	0.0	0.0	0.0	0.0	0.0
Diff and Other	113.9	204.2	28.7	78.1	46.1	-34.7	-3.9	67.0	50.0	19.0	61.6	-38.8	591.2
Process and Frac													
Pentanes Plus	0.0	0.0	0.0	0.0	0.0	0.0	0.0	0.0	0.0	0.0	0.0	0.0	0.0
Propane	0.0	0.0	0.0	0.0	0.0	0.0	0.0	0.0	0.0	0.0	0.0	0.0	0.0
Butanes	0.0	0.0	0.0	0.0	0.0	0.0	0.0	0.0	0.0	0.0	0.0	0.0	0.0
Ethane	0.0	0.0	0.0	0.0	0.0	0.0	0.0	0.0	0.0	0.0	0.0	0.0	0.0
NGL	0.0	0.0	0.0	0.0	0.0	0.0	0.0	0.0	0.0	0.0	0.0	0.0	0.0
Sulphur	0.0	0.0	0.0	0.0	0.0	0.0	0.0	0.0	0.0	0.0	0.0	0.0	0.0
Sulphur Closing Inv	0.0	0.0	0.0	0.0	0.0	0.0	0.0	0.0	0.0	0.0	0.0	0.0	0.0

Unit of Measurement: Gas and Gas equivalent products: 1000m3, Liquids: m3, Sulphur: MTS

VPR6200
Facility ID ABGP0001292

Facility Name WAPITI 16-36-67-9w6

Facility Licence # 14721

Facility Operator OHE9 CNRL

Production Month	201701	201702	201703	201704	201705	201706	201707	201708	201709	201710	201711	201712	Totals
Receipts													
Receipts from Alberta Facilities	169,341.8	151,471.6	166,054.6	169,904.6	185,743.3	172,376.3	168,626.7	143,326.3	141,082.0	148,221.8	139,567.5	144,647.0	1,900,363.5
Receipts from Non-Alberta Facilities	0.0	0.0	0.0	0.0	0.0	0.0	0.0	0.0	0.0	0.0	0.0	0.0	0.0
Dispositions													
Disposition													
Battery	0.0	0.0	0.0	0.0	0.0	0.0	0.0	0.0	0.0	0.0	0.0	0.0	0.0
Gas Gathering System	0.0	0.0	0.0	0.0	0.0	0.0	0.0	0.0	0.0	0.0	0.0	0.0	0.0
Gas Plant	164,579.0	147,305.3	161,454.5	165,862.2	181,885.4	168,558.4	165,990.0	140,561.4	138,361.8	145,309.4	136,517.9	142,245.7	1,858,631.0
Injection Facility	0.0	0.0	0.0	0.0	0.0	0.0	0.0	0.0	0.0	0.0	0.0	0.0	0.0
Meter Station	0.0	0.0	0.0	0.0	0.0	0.0	0.0	0.0	0.0	0.0	0.0	0.0	0.0
Other	0.0	0.0	0.0	0.0	0.0	0.0	0.0	0.0	0.0	0.0	0.0	0.0	0.0
Alberta Commercial	0.0	0.0	0.0	0.0	0.0	0.0	0.0	0.0	0.0	0.0	0.0	0.0	0.0
Alberta Industrial	0.0	0.0	0.0	0.0	0.0	0.0	0.0	0.0	0.0	0.0	0.0	0.0	0.0
Alberta Residential	0.0	0.0	0.0	0.0	0.0	0.0	0.0	0.0	0.0	0.0	0.0	0.0	0.0
Alberta Elec.Generation	0.0	0.0	0.0	0.0	0.0	0.0	0.0	0.0	0.0	0.0	0.0	0.0	0.0
Shrinkage													
Acid Gas	0.0	0.0	0.0	0.0	0.0	0.0	0.0	0.0	0.0	0.0	0.0	0.0	0.0
Other products	755.6	731.6	810.7	999.8	1,141.8	968.3	917.8	800.1	789.7	863.2	782.9	788.2	10,349.7
Fuel	358.7	323.7	399.9	361.7	374.6	325.3	276.7	258.5	252.3	281.4	298.0	309.5	3,820.3
Flared	34.5	21.5	68.4	30.6	83.3	73.5	120.6	108.9	57.6	49.5	31.4	38.1	717.9
Vented	0.0	0.0	0.0	0.0	0.0	0.0	0.0	0.0	0.0	0.0	0.0	0.0	0.0
Diff and Other	3,614.0	3,089.5	3,321.1	2,650.3	2,258.2	2,450.8	1,321.6	1,597.4	1,620.6	1,718.3	1,937.3	1,265.5	26,844.6
Process and Frac													
Pentanes Plus	3,656.2	3,540.0	3,922.6	4,837.8	5,524.7	4,685.2	4,440.9	3,871.4	3,821.0	4,176.6	3,788.4	3,813.7	50,078.5
Propane	0.0	0.0	0.0	0.0	0.0	0.0	0.0	0.0	0.0	0.0	0.0	0.0	0.0
Butanes	0.0	0.0	0.0	0.0	0.0	0.0	0.0	0.0	0.0	0.0	0.0	0.0	0.0
Ethane	0.0	0.0	0.0	0.0	0.0	0.0	0.0	0.0	0.0	0.0	0.0	0.0	0.0
NGL	0.0	0.0	0.0	0.0	0.0	0.0	0.0	0.0	0.0	0.0	0.0	0.0	0.0
Sulphur	0.0	0.0	0.0	0.0	0.0	0.0	0.0	0.0	0.0	0.0	0.0	0.0	0.0
Sulphur Closing Inv	0.0	0.0	0.0	0.0	0.0	0.0	0.0	0.0	0.0	0.0	0.0	0.0	0.0

Unit of Measurement: Gas and Gas equivalent products: 1000m3, Liquids: m3, Sulphur: MTS

VPR6200

Facility ID ABGP0001295

Facility Name APACHE LEAHURST

Facility Licence # 8123

Facility Operator A5CF QUATTRO

Production Month	201701	201702	201703	201704	201705	201706	201707	201708	201709	201710	201711	201712	Totals
SHUTIN													
Receipts													
Receipts from Alberta Facilities	1,614.3	1,447.4	1,656.8	1,611.6	1,720.4	1,638.9	1,684.2	1,395.9	0.0	13.3	21.3	0.0	12,804.1
Receipts from Non-Alberta Facilities	0.0	0.0	0.0	0.0	0.0	0.0	0.0	0.0	0.0	0.0	0.0	0.0	0.0
Dispositions													
Disposition													
Battery	0.0	0.0	0.0	0.0	0.0	0.0	0.0	0.0	0.0	0.0	0.0	0.0	0.0
Gas Gathering System	0.0	0.0	0.0	0.0	0.0	0.0	0.0	0.0	0.0	0.0	0.0	0.0	0.0
Gas Plant	0.0	0.0	0.0	0.0	0.0	0.0	0.0	0.0	0.0	0.0	0.0	0.0	0.0
Injection Facility	0.0	0.0	0.0	0.0	0.0	0.0	0.0	0.0	0.0	0.0	0.0	0.0	0.0
Meter Station	1,501.9	1,332.5	1,535.2	1,491.2	1,597.3	1,523.8	1,565.2	1,291.6	0.0	0.0	0.0	0.0	11,838.7
Other	0.0	0.0	0.0	0.0	0.0	0.0	0.0	0.0	0.0	0.0	0.0	0.0	0.0
Alberta Commercial	0.0	0.0	0.0	0.0	0.0	0.0	0.0	0.0	0.0	0.0	0.0	0.0	0.0
Alberta Industrial	0.0	0.0	0.0	0.0	0.0	0.0	0.0	0.0	0.0	0.0	0.0	0.0	0.0
Alberta Residential	0.0	0.0	0.0	0.0	0.0	0.0	0.0	0.0	0.0	0.0	0.0	0.0	0.0
Alberta Elec.Generation	0.0	0.0	0.0	0.0	0.0	0.0	0.0	0.0	0.0	0.0	0.0	0.0	0.0
Shrinkage													
Acid Gas	0.0	0.0	0.0	0.0	0.0	0.0	0.0	0.0	0.0	0.0	0.0	0.0	0.0
Other products	1.2	1.0	2.2	0.9	0.9	0.7	0.7	0.3	0.0	0.0	0.0	0.0	7.9
Fuel	5.5	4.8	5.5	5.2	5.5	5.1	0.0	4.5	0.0	13.3	21.3	0.0	70.7
Flared	0.0	0.0	0.0	0.0	0.0	0.0	0.0	0.0	0.0	0.0	0.0	0.0	0.0
Vented	0.2	1.2	1.9	1.9	0.5	0.3	0.0	0.4	0.0	0.0	0.0	0.0	6.4
Diff and Other	105.5	107.9	112.0	112.4	116.2	109.0	118.3	99.1	0.0	0.0	0.0	0.0	880.4
Process and Frac													
Pentanes Plus	5.9	4.9	10.8	4.5	4.5	3.2	3.2	1.3	0.0	0.0	0.0	0.0	38.3
Propane	0.0	0.0	0.0	0.0	0.0	0.0	0.0	0.0	0.0	0.0	0.0	0.0	0.0
Butanes	0.0	0.0	0.0	0.0	0.0	0.0	0.0	0.0	0.0	0.0	0.0	0.0	0.0
Ethane	0.0	0.0	0.0	0.0	0.0	0.0	0.0	0.0	0.0	0.0	0.0	0.0	0.0
NGL	0.0	0.0	0.0	0.0	0.0	0.0	0.0	0.0	0.0	0.0	0.0	0.0	0.0
Sulphur	0.0	0.0	0.0	0.0	0.0	0.0	0.0	0.0	0.0	0.0	0.0	0.0	0.0
Sulphur Closing Inv	0.0	0.0	0.0	0.0	0.0	0.0	0.0	0.0	0.0	0.0	0.0	0.0	0.0

Unit of Measurement: Gas and Gas equivalent products: 1000m3, Liquids: m3, Sulphur: MTS

VPR6200

Facility ID ABGP0001298

Facility Name APACHE PROVOST

Facility Licence # 5717

Facility Operator A7BT KARVE

Production Month	201701	201702	201703	201704	201705	201706	201707	201708	201709	201710	201711	201712	Totals
Receipts													
Receipts from Alberta Facilities	3,144.0	2,690.3	3,056.2	3,113.6	3,193.7	3,181.4	3,227.4	3,405.9	3,144.0	3,263.1	3,200.0	3,242.4	37,862.0
Receipts from Non-Alberta Facilities	0.0	0.0	0.0	0.0	0.0	0.0	0.0	0.0	0.0	0.0	0.0	0.0	0.0
Dispositions													
Disposition													
Battery	0.0	0.0	0.0	0.0	0.0	0.0	0.0	0.0	0.0	0.0	0.0	0.0	0.0
Gas Gathering System	0.0	0.0	0.0	0.0	0.0	0.0	0.0	0.0	0.0	0.0	0.0	0.0	0.0
Gas Plant	0.0	0.0	0.0	0.0	0.0	0.0	0.0	0.0	0.0	0.0	0.0	0.0	0.0
Injection Facility	0.0	0.0	0.0	0.0	0.0	0.0	0.0	0.0	0.0	0.0	0.0	0.0	0.0
Meter Station	2,785.9	2,355.3	2,624.7	2,732.8	2,759.2	2,756.7	2,736.1	2,891.6	2,728.3	2,997.2	2,781.5	2,892.3	33,041.6
Other	0.0	0.0	0.0	0.0	0.0	0.0	0.0	0.0	0.0	0.0	0.0	0.0	0.0
Alberta Commercial	0.0	0.0	0.0	0.0	0.0	0.0	0.0	0.0	0.0	0.0	0.0	0.0	0.0
Alberta Industrial	0.0	0.0	0.0	0.0	0.0	0.0	0.0	0.0	0.0	0.0	0.0	0.0	0.0
Alberta Residential	0.0	0.0	0.0	0.0	0.0	0.0	0.0	0.0	0.0	0.0	0.0	0.0	0.0
Alberta Elec.Generation	0.0	0.0	0.0	0.0	0.0	0.0	0.0	0.0	0.0	0.0	0.0	0.0	0.0
Shrinkage													
Acid Gas	0.0	0.0	0.0	0.0	0.0	0.0	0.0	0.0	0.0	0.0	0.0	0.0	0.0
Other products	40.9	39.9	48.3	53.5	61.0	60.1	58.5	65.0	61.4	66.0	52.2	60.2	667.0
Fuel	271.8	233.6	259.3	259.8	274.8	274.6	277.1	286.5	243.3	208.4	268.8	293.6	3,151.6
Flared	0.6	4.3	1.8	7.1	6.7	1.2	3.1	4.2	0.0	0.0	0.0	5.0	34.0
Vented	0.0	0.0	0.0	0.0	0.0	0.0	0.0	0.0	0.0	0.0	0.0	2.1	2.1
Diff and Other	44.8	57.2	122.1	60.4	92.0	88.8	152.6	158.6	111.0	-8.5	97.5	-10.8	965.7
Process and Frac													
Pentanes Plus	0.0	0.0	0.0	0.0	0.0	0.0	0.0	0.0	41.1	0.0	0.0	0.0	41.1
Propane	0.0	0.0	0.0	0.0	0.0	0.0	0.0	0.0	0.0	0.0	0.0	0.0	0.0
Butanes	0.0	0.0	0.0	0.0	0.0	0.0	0.0	0.0	0.0	0.0	0.0	0.0	0.0
Ethane	0.0	0.0	0.0	0.0	0.0	0.0	0.0	0.0	0.0	0.0	0.0	0.0	0.0
NGL	187.3	181.7	220.0	242.9	272.2	273.8	263.9	292.7	238.1	296.8	234.9	271.4	2,975.7
Sulphur	0.0	0.0	0.0	0.0	0.0	0.0	0.0	0.0	0.0	0.0	0.0	0.0	0.0
Sulphur Closing Inv	0.0	0.0	0.0	0.0	0.0	0.0	0.0	0.0	0.0	0.0	0.0	0.0	0.0

Unit of Measurement: Gas and Gas equivalent products: 1000m3, Liquids: m3, Sulphur: MTS

VPR6200

Facility ID ABGP0001299

Facility Name BAYTEX TWINING

Facility Licence # 4497

Facility Operator A794 EAGLE-ENERGY

Production Month	201701	201702	201703	201704	201705	201706	201707	201708	201709	201710	201711	201712	Totals
Receipts													
Receipts from Alberta Facilities	807.9	726.3	827.9	929.6	1,185.2	1,206.0	1,397.2	1,171.8	1,055.1	1,005.7	991.7	887.6	12,192.0
Receipts from Non-Alberta Facilities	0.0	0.0	0.0	0.0	0.0	0.0	0.0	0.0	0.0	0.0	0.0	0.0	0.0
Dispositions													
Disposition													
Battery	0.0	0.0	0.0	0.0	0.0	0.0	0.0	0.0	0.0	0.0	0.0	0.0	0.0
Gas Gathering System	0.0	0.0	0.0	0.0	0.0	0.0	0.0	0.0	0.0	0.0	0.0	0.0	0.0
Gas Plant	0.0	0.0	0.0	0.0	0.0	0.0	0.0	0.0	0.0	0.0	0.0	0.0	0.0
Injection Facility	0.0	0.0	0.0	0.0	0.0	0.0	0.0	0.0	0.0	0.0	0.0	0.0	0.0
Meter Station	808.0	721.7	815.1	903.9	1,169.5	1,173.6	1,334.6	1,131.1	1,027.9	974.2	953.1	850.0	11,862.7
Other	0.0	0.0	0.0	0.0	0.0	0.0	0.0	0.0	0.0	0.0	0.0	0.0	0.0
Alberta Commercial	0.0	0.0	0.0	0.0	0.0	0.0	0.0	0.0	0.0	0.0	0.0	0.0	0.0
Alberta Industrial	0.0	0.0	0.0	0.0	0.0	0.0	0.0	0.0	0.0	0.0	0.0	0.0	0.0
Alberta Residential	0.0	0.0	0.0	0.0	0.0	0.0	0.0	0.0	0.0	0.0	0.0	0.0	0.0
Alberta Elec.Generation	0.0	0.0	0.0	0.0	0.0	0.0	0.0	0.0	0.0	0.0	0.0	0.0	0.0
Shrinkage													
Acid Gas	0.0	0.0	0.0	0.0	0.0	0.0	0.0	0.0	0.0	0.0	0.0	0.0	0.0
Other products	54.5	41.1	60.8	62.8	90.4	84.1	105.2	83.6	75.0	71.4	77.2	61.4	867.5
Fuel	5.4	4.9	5.4	5.3	5.4	5.4	5.3	5.4	5.3	0.0	5.3	5.4	58.5
Flared	0.0	0.0	0.0	0.0	0.0	0.0	0.0	0.0	0.0	0.0	0.0	0.0	0.0
Vented	0.0	0.0	0.0	0.0	0.0	0.0	0.0	0.0	0.0	0.0	0.0	0.0	0.0
Diff and Other	-60.0	-41.4	-53.4	-42.4	-80.1	-57.1	-47.9	-48.3	-53.1	-39.9	-43.9	-29.2	-596.7
Process and Frac													
Pentanes Plus	0.0	0.0	0.0	0.0	0.0	0.0	0.0	0.0	0.0	0.0	0.0	0.0	0.0
Propane	0.0	0.0	0.0	0.0	0.0	0.0	0.0	0.0	0.0	0.0	0.0	0.0	0.0
Butanes	0.0	0.0	0.0	0.0	0.0	0.0	0.0	0.0	0.0	0.0	0.0	0.0	0.0
Ethane	0.0	0.0	0.0	0.0	0.0	0.0	0.0	0.0	0.0	0.0	0.0	0.0	0.0
NGL	223.4	168.1	249.1	255.5	358.9	332.4	426.8	337.9	303.4	287.8	312.2	248.1	3,503.6
Sulphur	0.0	0.0	0.0	0.0	0.0	0.0	0.0	0.0	0.0	0.0	0.0	0.0	0.0
Sulphur Closing Inv	0.0	0.0	0.0	0.0	0.0	0.0	0.0	0.0	0.0	0.0	0.0	0.0	0.0

Unit of Measurement: Gas and Gas equivalent products: 1000m3, Liquids: m3, Sulphur: MTS

VPR6200

Facility ID ABGP0001311

Facility Name CONNORSVILLE 9-32-25-15W4

Facility Licence # 3524

Facility Operator OHE9 CNRL

Production Month	201701	201702	201703	201704	201705	201706	201707	201708	201709	201710	201711	201712	Totals
Receipts													
Receipts from Alberta Facilities	4,909.2	4,658.2	5,064.0	5,199.4	5,918.7	5,773.9	6,080.7	6,059.1	4,358.4	5,928.4	5,665.5	5,751.9	65,367.4
Receipts from Non-Alberta Facilities	0.0	0.0	0.0	0.0	0.0	0.0	0.0	0.0	0.0	0.0	0.0	0.0	0.0
Dispositions													
Disposition													
Battery	0.0	0.0	0.0	0.0	0.0	0.0	0.0	0.0	0.0	0.0	0.0	0.0	0.0
Gas Gathering System	0.0	0.0	0.0	0.0	0.0	0.0	0.0	0.0	0.0	0.0	0.0	0.0	0.0
Gas Plant	0.0	0.0	0.0	0.0	0.0	0.0	0.0	0.0	0.0	0.0	0.0	0.0	0.0
Injection Facility	0.0	0.0	0.0	0.0	0.0	0.0	0.0	0.0	0.0	0.0	0.0	0.0	0.0
Meter Station	4,680.6	4,475.0	4,845.4	4,930.1	5,733.1	5,606.3	5,903.5	5,851.5	4,187.1	5,680.4	5,441.0	5,491.4	62,825.4
Other	0.0	0.0	0.0	0.0	0.0	0.0	0.0	0.0	0.0	0.0	0.0	0.0	0.0
Alberta Commercial	0.0	0.0	0.0	0.0	0.0	0.0	0.0	0.0	0.0	0.0	0.0	0.0	0.0
Alberta Industrial	0.0	0.0	0.0	0.0	0.0	0.0	0.0	0.0	0.0	0.0	0.0	0.0	0.0
Alberta Residential	0.0	0.0	0.0	0.0	0.0	0.0	0.0	0.0	0.0	0.0	0.0	0.0	0.0
Alberta Elec.Generation	0.0	0.0	0.0	0.0	0.0	0.0	0.0	0.0	0.0	0.0	0.0	0.0	0.0
Shrinkage													
Acid Gas	0.0	0.0	0.0	0.0	0.0	0.0	0.0	0.0	0.0	0.0	0.0	0.0	0.0
Other products	11.8	8.0	8.4	6.2	14.7	14.0	13.6	15.6	23.9	0.5	14.2	17.8	148.7
Fuel	204.7	191.6	200.8	192.7	203.1	194.0	202.7	203.6	146.2	197.9	200.8	203.8	2,341.9
Flared	0.0	0.0	0.0	0.0	0.0	0.0	0.0	0.0	0.0	0.0	0.0	0.0	0.0
Vented	0.0	0.0	0.0	0.0	0.1	0.0	0.0	0.1	0.1	0.1	0.3	0.1	0.8
Diff and Other	12.1	-16.4	9.4	70.4	-32.3	-40.4	-39.1	-11.7	1.1	49.5	9.2	38.8	50.6
Process and Frac													
Pentanes Plus	57.2	38.9	40.7	30.2	71.3	67.7	65.8	75.3	115.7	2.4	68.7	86.0	719.9
Propane	0.0	0.0	0.0	0.0	0.0	0.0	0.0	0.0	0.0	0.0	0.0	0.0	0.0
Butanes	0.0	0.0	0.0	0.0	0.0	0.0	0.0	0.0	0.0	0.0	0.0	0.0	0.0
Ethane	0.0	0.0	0.0	0.0	0.0	0.0	0.0	0.0	0.0	0.0	0.0	0.0	0.0
NGL	0.0	0.0	0.0	0.0	0.0	0.0	0.0	0.0	0.0	0.0	0.0	0.0	0.0
Sulphur	0.0	0.0	0.0	0.0	0.0	0.0	0.0	0.0	0.0	0.0	0.0	0.0	0.0
Sulphur Closing Inv	0.0	0.0	0.0	0.0	0.0	0.0	0.0	0.0	0.0	0.0	0.0	0.0	0.0

Unit of Measurement: Gas and Gas equivalent products: 1000m3, Liquids: m3, Sulphur: MTS

VPR6200

Facility ID ABGP0001312

Facility Name SAMSON RAINBOW

Facility Licence # 17837

Facility Operator A7AZ SLE

Production Month	201701	201702	201703	201704	201705	201706	201707	201708	201709	201710	201711	201712	Totals
Receipts													
Receipts from Alberta Facilities	7,545.5	6,995.4	7,676.9	7,717.7	7,552.1	7,712.9	8,003.3	7,912.5	7,207.8	7,178.4	6,738.9	6,184.1	88,425.5
Receipts from Non-Alberta Facilities	0.0	0.0	0.0	0.0	0.0	0.0	0.0	0.0	0.0	0.0	0.0	0.0	0.0
Dispositions													
Disposition													
Battery	0.0	0.0	0.0	0.0	0.0	0.0	0.0	0.0	0.0	0.0	0.0	0.0	0.0
Gas Gathering System	0.0	0.0	0.0	0.0	0.0	0.0	0.0	0.0	0.0	0.0	0.0	0.0	0.0
Gas Plant	0.0	0.0	0.0	0.0	0.0	0.0	0.0	0.0	0.0	0.0	0.0	0.0	0.0
Injection Facility	0.0	0.0	0.0	0.0	0.0	0.0	0.0	0.0	0.0	0.0	0.0	0.0	0.0
Meter Station	7,087.9	6,691.9	7,208.6	7,257.1	7,245.8	7,079.7	7,173.1	7,217.7	6,666.7	6,836.9	5,888.6	5,745.4	82,099.4
Other	0.0	0.0	0.0	0.0	0.0	0.0	0.0	0.0	0.0	0.0	0.0	0.0	0.0
Alberta Commercial	0.0	0.0	0.0	0.0	0.0	0.0	0.0	0.0	0.0	0.0	0.0	0.0	0.0
Alberta Industrial	0.0	0.0	0.0	0.0	0.0	0.0	0.0	0.0	0.0	0.0	0.0	0.0	0.0
Alberta Residential	0.0	0.0	0.0	0.0	0.0	0.0	0.0	0.0	0.0	0.0	0.0	0.0	0.0
Alberta Elec.Generation	0.0	0.0	0.0	0.0	0.0	0.0	0.0	0.0	0.0	0.0	0.0	0.0	0.0
Shrinkage													
Acid Gas	0.0	0.0	0.0	0.0	0.0	0.0	0.0	0.0	0.0	0.0	0.0	0.0	0.0
Other products	45.3	41.3	43.3	46.6	38.5	61.7	47.8	52.5	45.4	49.4	39.3	47.9	559.0
Fuel	438.9	391.6	402.4	421.0	407.5	388.2	407.4	489.0	434.3	457.4	466.0	419.8	5,123.5
Flared	0.0	0.0	0.0	0.0	0.0	0.0	0.0	0.0	0.0	0.0	0.0	0.0	0.0
Vented	0.0	0.0	0.0	0.0	0.0	0.0	0.0	0.0	0.0	0.0	0.0	0.0	0.0
Diff and Other	-26.6	-129.4	22.6	-7.0	-139.7	183.3	375.0	153.3	61.4	-165.3	345.0	-29.0	643.6
Process and Frac													
Pentanes Plus	219.4	200.0	209.6	225.5	186.2	298.5	231.5	254.1	219.9	239.0	190.3	232.0	2,706.0
Propane	0.0	0.0	0.0	0.0	0.0	0.0	0.0	0.0	0.0	0.0	0.0	0.0	0.0
Butanes	0.0	0.0	0.0	0.0	0.0	0.0	0.0	0.0	0.0	0.0	0.0	0.0	0.0
Ethane	0.0	0.0	0.0	0.0	0.0	0.0	0.0	0.0	0.0	0.0	0.0	0.0	0.0
NGL	0.0	0.0	0.0	0.0	0.0	0.0	0.0	0.0	0.0	0.0	0.0	0.0	0.0
Sulphur	0.0	0.0	0.0	0.0	0.0	0.0	0.0	0.0	0.0	0.0	0.0	0.0	0.0
Sulphur Closing Inv	0.0	0.0	0.0	0.0	0.0	0.0	0.0	0.0	0.0	0.0	0.0	0.0	0.0

Unit of Measurement: Gas and Gas equivalent products: 1000m3, Liquids: m3, Sulphur: MTS

VPR6200

Facility ID ABGP0001315

Facility Name VERMILLION MIKWAN

Facility Licence # 6073

Facility Operator A6FW VEI

Production Month	201701	201702	201703	201704	201705	201706	201707	201708	201709	201710	201711	201712	Totals
Receipts													
Receipts from Alberta Facilities	3,110.8	2,787.6	3,216.5	3,285.3	3,333.1	3,304.7	3,344.8	3,409.7	3,284.6	3,228.7	3,250.5	3,395.6	38,951.9
Receipts from Non-Alberta Facilities	0.0	0.0	0.0	0.0	0.0	0.0	0.0	0.0	0.0	0.0	0.0	0.0	0.0
Dispositions													
Disposition													
Battery	0.0	0.0	0.0	0.0	0.0	0.0	0.0	0.0	0.0	0.0	0.0	0.0	0.0
Gas Gathering System	0.0	0.0	0.0	0.0	0.0	0.0	0.0	0.0	0.0	0.0	0.0	0.0	0.0
Gas Plant	0.0	0.0	0.0	0.0	0.0	0.0	0.0	0.0	0.0	0.0	0.0	0.0	0.0
Injection Facility	0.0	0.0	0.0	0.0	0.0	0.0	0.0	0.0	0.0	0.0	0.0	0.0	0.0
Meter Station	2,928.5	2,636.0	3,020.4	3,086.4	3,103.2	3,065.2	3,110.8	3,187.4	3,057.1	3,037.5	3,056.4	3,179.8	36,468.7
Other	0.0	0.0	0.0	0.0	0.0	0.0	0.0	0.0	0.0	0.0	0.0	0.0	0.0
Alberta Commercial	0.0	0.0	0.0	0.0	0.0	0.0	0.0	0.0	0.0	0.0	0.0	0.0	0.0
Alberta Industrial	0.0	0.0	0.0	0.0	0.0	0.0	0.0	0.0	0.0	0.0	0.0	0.0	0.0
Alberta Residential	0.0	0.0	0.0	0.0	0.0	0.0	0.0	0.0	0.0	0.0	0.0	0.0	0.0
Alberta Elec.Generation	0.0	0.0	0.0	0.0	0.0	0.0	0.0	0.0	0.0	0.0	0.0	0.0	0.0
Shrinkage													
Acid Gas	0.0	0.0	0.0	0.0	0.0	0.0	0.0	0.0	0.0	0.0	0.0	0.0	0.0
Other products	8.6	7.4	13.8	12.6	15.9	16.5	13.6	17.5	13.4	9.8	7.9	7.5	144.5
Fuel	195.0	183.7	223.9	226.5	229.2	227.0	232.0	236.9	229.0	226.0	241.7	251.9	2,702.8
Flared	0.0	0.0	0.0	0.0	0.0	0.0	0.2	0.0	0.0	0.6	0.0	0.0	0.8
Vented	0.0	0.0	0.1	0.0	0.0	0.0	0.1	0.0	0.0	0.2	0.0	0.1	0.5
Diff and Other	-21.3	-39.5	-41.7	-40.2	-15.2	-4.0	-11.9	-32.1	-14.9	-45.4	-55.5	-43.7	-365.4
Process and Frac													
Pentanes Plus	0.0	0.0	0.0	0.0	0.0	0.0	0.0	0.0	0.0	0.9	0.0	0.0	0.9
Propane	0.0	0.0	0.0	0.0	0.0	0.0	0.0	0.0	0.0	0.0	0.0	0.0	0.0
Butanes	0.0	0.0	0.0	0.0	0.0	0.0	0.0	0.0	0.0	0.0	0.0	0.0	0.0
Ethane	0.0	0.0	0.0	0.0	0.0	0.0	0.0	0.0	0.0	0.0	0.0	0.0	0.0
NGL	39.2	33.6	62.1	57.0	71.3	74.4	61.0	78.6	60.1	43.4	35.3	33.9	649.9
Sulphur	0.0	0.0	0.0	0.0	0.0	0.0	0.0	0.0	0.0	0.0	0.0	0.0	0.0
Sulphur Closing Inv	0.0	0.0	0.0	0.0	0.0	0.0	0.0	0.0	0.0	0.0	0.0	0.0	0.0

Unit of Measurement: Gas and Gas equivalent products: 1000m3, Liquids: m3, Sulphur: MTS

VPR6200

Facility ID ABGP0001316

Facility Name TALISMAN GEORGE

Facility Licence # 16855

Facility Operator A1ME CEQUENCE

Production Month	201701	201702	201703	201704	201705	201706	201707	201708	201709	201710	201711	201712	Totals
Receipts													
Receipts from Alberta Facilities	3,192.4	3,484.0	4,271.7	4,665.2	4,813.0	4,739.4	4,957.3	4,076.4	2,800.4	1,211.1	4,594.5	5,182.2	47,987.6
Receipts from Non-Alberta Facilities	0.0	0.0	0.0	0.0	0.0	0.0	0.0	0.0	0.0	0.0	0.0	0.0	0.0
Dispositions													
Disposition													
Battery	0.0	0.0	0.0	0.0	0.0	0.0	0.0	0.0	0.0	0.0	0.0	0.0	0.0
Gas Gathering System	0.0	0.0	0.0	0.0	0.0	0.0	0.0	0.0	0.0	0.0	0.0	0.0	0.0
Gas Plant	0.0	0.0	0.0	0.0	0.0	0.0	0.0	0.0	0.0	0.0	0.0	0.0	0.0
Injection Facility	0.0	0.0	0.0	0.0	0.0	0.0	0.0	0.0	0.0	0.0	0.0	0.0	0.0
Meter Station	3,033.2	3,372.3	4,157.6	4,518.2	4,640.6	4,577.4	4,801.8	3,880.0	2,597.0	1,012.7	4,377.1	4,974.1	45,942.0
Other	0.0	0.0	0.0	0.0	0.0	0.0	0.0	0.0	0.0	0.0	0.0	0.0	0.0
Alberta Commercial	0.0	0.0	0.0	0.0	0.0	0.0	0.0	0.0	0.0	0.0	0.0	0.0	0.0
Alberta Industrial	0.0	0.0	0.0	0.0	0.0	0.0	0.0	0.0	0.0	0.0	0.0	0.0	0.0
Alberta Residential	0.0	0.0	0.0	0.0	0.0	0.0	0.0	0.0	0.0	0.0	0.0	0.0	0.0
Alberta Elec.Generation	0.0	0.0	0.0	0.0	0.0	0.0	0.0	0.0	0.0	0.0	0.0	0.0	0.0
Shrinkage													
Acid Gas	0.0	0.0	0.0	0.0	0.0	0.0	0.0	0.0	0.0	0.0	0.0	0.0	0.0
Other products	27.2	23.4	25.3	24.0	25.2	23.4	27.6	21.6	23.8	18.5	20.4	25.8	286.2
Fuel	205.8	182.1	189.9	175.7	186.9	173.8	177.1	182.1	173.4	150.4	196.4	208.9	2,202.5
Flared	0.0	0.0	0.0	0.0	0.0	0.0	0.5	0.0	0.0	0.0	0.0	0.0	0.5
Vented	0.0	0.5	0.1	1.1	0.1	0.1	0.4	0.4	0.0	0.0	0.8	0.3	3.8
Diff and Other	-73.8	-94.3	-101.2	-53.8	-39.8	-35.3	-50.1	-7.7	6.2	29.5	-0.2	-26.9	-447.4
Process and Frac													
Pentanes Plus	131.5	113.1	122.4	116.2	121.9	113.0	133.6	104.7	115.2	89.7	98.7	124.9	1,384.9
Propane	0.0	0.0	0.0	0.0	0.0	0.0	0.0	0.0	0.0	0.0	0.0	0.0	0.0
Butanes	0.0	0.0	0.0	0.0	0.0	0.0	0.0	0.0	0.0	0.0	0.0	0.0	0.0
Ethane	0.0	0.0	0.0	0.0	0.0	0.0	0.0	0.0	0.0	0.0	0.0	0.0	0.0
NGL	0.0	0.0	0.0	0.0	0.0	0.0	0.0	0.0	0.0	0.0	0.0	0.0	0.0
Sulphur	0.0	0.0	0.0	0.0	0.0	0.0	0.0	0.0	0.0	0.0	0.0	0.0	0.0
Sulphur Closing Inv	0.0	0.0	0.0	0.0	0.0	0.0	0.0	0.0	0.0	0.0	0.0	0.0	0.0

Unit of Measurement: Gas and Gas equivalent products: 1000m3, Liquids: m3, Sulphur: MTS

VPR6200

Facility ID ABGP0001322

Facility Name JOSEPHINE 9-1-83-10W6

Facility Licence # 16949

Facility Operator OHE9 CNRL

Production Month	201701	201702	201703	201704	201705	201706	201707	201708	201709	201710	201711	201712	Totals
Receipts													
Receipts from Alberta Facilities	1.1	0.0	0.0	0.0	0.0	0.0	0.0	0.0	0.0	0.0	0.0	0.0	1.1
Receipts from Non-Alberta Facilities	0.0	0.0	0.0	0.0	0.0	0.0	0.0	0.0	0.0	0.0	0.0	0.0	0.0
Dispositions													
Disposition													
Battery	0.0	0.0	0.0	0.0	0.0	0.0	0.0	0.0	0.0	0.0	0.0	0.0	0.0
Gas Gathering System	0.0	0.0	0.0	0.0	0.0	0.0	0.0	0.0	0.0	0.0	0.0	0.0	0.0
Gas Plant	0.0	0.0	0.0	0.0	0.0	0.0	0.0	0.0	0.0	0.0	0.0	0.0	0.0
Injection Facility	0.0	0.0	0.0	0.0	0.0	0.0	0.0	0.0	0.0	0.0	0.0	0.0	0.0
Meter Station	1.1	0.0	0.0	0.0	0.0	0.0	0.0	0.0	0.0	0.0	0.0	0.0	1.1
Other	0.0	0.0	0.0	0.0	0.0	0.0	0.0	0.0	0.0	0.0	0.0	0.0	0.0
Alberta Commercial	0.0	0.0	0.0	0.0	0.0	0.0	0.0	0.0	0.0	0.0	0.0	0.0	0.0
Alberta Industrial	0.0	0.0	0.0	0.0	0.0	0.0	0.0	0.0	0.0	0.0	0.0	0.0	0.0
Alberta Residential	0.0	0.0	0.0	0.0	0.0	0.0	0.0	0.0	0.0	0.0	0.0	0.0	0.0
Alberta Elec.Generation	0.0	0.0	0.0	0.0	0.0	0.0	0.0	0.0	0.0	0.0	0.0	0.0	0.0
Shrinkage													
Acid Gas	0.0	0.0	0.0	0.0	0.0	0.0	0.0	0.0	0.0	0.0	0.0	0.0	0.0
Other products	0.0	0.0	0.0	0.0	0.0	0.0	0.0	0.0	0.0	0.0	0.0	0.0	0.0
Fuel	0.0	0.0	0.0	0.0	0.0	0.0	0.0	0.0	0.0	0.0	0.0	0.0	0.0
Flared	0.0	0.0	0.0	0.0	0.0	0.0	0.0	0.0	0.0	0.0	0.0	0.0	0.0
Vented	0.0	0.0	0.0	0.0	0.0	0.0	0.0	0.0	0.0	0.0	0.0	0.0	0.0
Diff and Other	0.0	0.0	0.0	0.0	0.0	0.0	0.0	0.0	0.0	0.0	0.0	0.0	0.0
Process and Frac													
Pentanes Plus	0.0	0.0	0.0	0.0	0.0	0.0	0.0	0.0	0.0	0.0	0.0	0.0	0.0
Propane	0.0	0.0	0.0	0.0	0.0	0.0	0.0	0.0	0.0	0.0	0.0	0.0	0.0
Butanes	0.0	0.0	0.0	0.0	0.0	0.0	0.0	0.0	0.0	0.0	0.0	0.0	0.0
Ethane	0.0	0.0	0.0	0.0	0.0	0.0	0.0	0.0	0.0	0.0	0.0	0.0	0.0
NGL	0.0	0.0	0.0	0.0	0.0	0.0	0.0	0.0	0.0	0.0	0.0	0.0	0.0
Sulphur	0.0	0.0	0.0	0.0	0.0	0.0	0.0	0.0	0.0	0.0	0.0	0.0	0.0
Sulphur Closing Inv	0.0	0.0	0.0	0.0	0.0	0.0	0.0	0.0	0.0	0.0	0.0	0.0	0.0

Unit of Measurement: Gas and Gas equivalent products: 1000m3, Liquids: m3, Sulphur: MTS

VPR6200

Facility ID ABGP0001326

Facility Name SEMCAMS ULC WEST FOX CREEK 11-22

Facility Licence # 13655

Facility Operator A1YD SEMCAMS ULC

Production Month	201701	201702	201703	201704	201705	201706	201707	201708	201709	201710	201711	201712	Totals
Receipts													
Receipts from Alberta Facilities	5,559.7	4,821.1	5,614.0	5,295.7	5,300.6	5,233.3	5,477.3	5,296.7	4,719.5	5,819.5	5,307.2	5,348.1	63,792.7
Receipts from Non-Alberta Facilities	0.0	0.0	0.0	0.0	0.0	0.0	0.0	0.0	0.0	0.0	0.0	0.0	0.0
Dispositions													
Disposition													
Battery	0.0	0.0	0.0	0.0	0.0	0.0	0.0	0.0	0.0	0.0	0.0	0.0	0.0
Gas Gathering System	324.5	299.1	328.5	312.2	305.7	310.7	307.8	308.6	297.2	320.5	313.3	266.8	3,694.9
Gas Plant	0.0	0.0	0.0	0.0	0.0	0.0	0.0	0.0	0.0	0.0	0.0	0.0	0.0
Injection Facility	0.0	0.0	0.0	0.0	0.0	0.0	0.0	0.0	0.0	0.0	0.0	0.0	0.0
Meter Station	5,256.6	4,355.7	4,981.3	4,653.3	4,755.6	4,630.2	4,847.5	4,685.5	4,173.7	5,116.0	4,639.3	4,734.0	56,828.7
Other	0.0	0.0	0.0	0.0	0.0	0.0	0.0	0.0	0.0	0.0	0.0	0.0	0.0
Alberta Commercial	0.0	0.0	0.0	0.0	0.0	0.0	0.0	0.0	0.0	0.0	0.0	0.0	0.0
Alberta Industrial	0.0	0.0	0.0	0.0	0.0	0.0	0.0	0.0	0.0	0.0	0.0	0.0	0.0
Alberta Residential	0.0	0.0	0.0	0.0	0.0	0.0	0.0	0.0	0.0	0.0	0.0	0.0	0.0
Alberta Elec.Generation	0.0	0.0	0.0	0.0	0.0	0.0	0.0	0.0	0.0	0.0	0.0	0.0	0.0
Shrinkage													
Acid Gas	0.0	0.0	0.0	0.0	0.0	0.0	0.0	0.0	0.0	0.0	0.0	0.0	0.0
Other products	128.8	127.2	130.1	120.1	138.3	144.5	137.0	121.8	115.0	151.1	128.7	123.9	1,566.5
Fuel	198.8	175.1	194.8	191.1	187.7	185.2	182.8	180.4	170.6	192.3	185.8	189.2	2,233.8
Flared	0.6	1.0	0.2	0.6	1.7	0.2	1.2	0.6	0.6	0.2	0.0	0.0	6.9
Vented	0.0	0.0	0.0	0.0	0.0	0.0	0.0	0.0	0.0	0.0	0.0	0.0	0.0
Diff and Other	-349.6	-137.0	-20.9	18.4	-88.4	-37.5	1.0	-0.2	-37.6	39.4	40.1	34.2	-538.1
Process and Frac													
Pentanes Plus	21.3	16.7	17.7	24.4	16.9	14.9	9.6	2.0	6.3	7.6	6.4	7.2	151.0
Propane	0.0	0.0	0.0	0.0	0.0	0.0	0.0	0.0	0.0	0.0	0.0	0.0	0.0
Butanes	0.0	0.0	0.0	0.0	0.0	0.0	0.0	0.0	0.0	0.0	0.0	0.0	0.0
Ethane	0.0	0.0	0.0	0.0	0.0	0.0	0.0	0.0	0.0	0.0	0.0	0.0	0.0
NGL	550.6	541.7	554.9	507.0	591.1	620.2	595.0	528.8	499.5	653.4	555.2	535.2	6,732.6
Sulphur	0.0	0.0	0.0	0.0	0.0	0.0	0.0	0.0	0.0	0.0	0.0	0.0	0.0
Sulphur Closing Inv	0.0	0.0	0.0	0.0	0.0	0.0	0.0	0.0	0.0	0.0	0.0	0.0	0.0

Unit of Measurement: Gas and Gas equivalent products: 1000m3, Liquids: m3, Sulphur: MTS

VPR6200

Facility ID ABGP0001327

Facility Name GLENCOE CHIGWELL

Facility Licence # 8760

Facility Operator ONM3

Production Month	201701	201702	201703	201704	201705	201706	201707	201708	201709	201710	201711	201712	Totals
Receipts													
Receipts from Alberta Facilities	0.0	0.0	0.0	0.0	0.0	0.0	0.0	0.0	0.0	0.0	0.0	0.0	0.0
Receipts from Non-Alberta Facilities	0.0	0.0	0.0	0.0	0.0	0.0	0.0	0.0	0.0	0.0	0.0	0.0	0.0
Dispositions													
Disposition													
Battery	0.0	0.0	0.0	0.0	0.0	0.0	0.0	0.0	0.0	0.0	0.0	0.0	0.0
Gas Gathering System	0.0	0.0	0.0	0.0	0.0	0.0	0.0	0.0	0.0	0.0	0.0	0.0	0.0
Gas Plant	0.0	0.0	0.0	0.0	0.0	0.0	0.0	0.0	0.0	0.0	0.0	0.0	0.0
Injection Facility	0.0	0.0	0.0	0.0	0.0	0.0	0.0	0.0	0.0	0.0	0.0	0.0	0.0
Meter Station	0.0	0.0	0.0	0.0	0.0	0.0	0.0	0.0	0.0	0.0	0.0	0.0	0.0
Other	0.0	0.0	0.0	0.0	0.0	0.0	0.0	0.0	0.0	0.0	0.0	0.0	0.0
Alberta Commercial	0.0	0.0	0.0	0.0	0.0	0.0	0.0	0.0	0.0	0.0	0.0	0.0	0.0
Alberta Industrial	0.0	0.0	0.0	0.0	0.0	0.0	0.0	0.0	0.0	0.0	0.0	0.0	0.0
Alberta Residential	0.0	0.0	0.0	0.0	0.0	0.0	0.0	0.0	0.0	0.0	0.0	0.0	0.0
Alberta Elec.Generation	0.0	0.0	0.0	0.0	0.0	0.0	0.0	0.0	0.0	0.0	0.0	0.0	0.0
Shrinkage													
Acid Gas	0.0	0.0	0.0	0.0	0.0	0.0	0.0	0.0	0.0	0.0	0.0	0.0	0.0
Other products	0.0	0.0	0.0	0.0	0.0	0.0	0.0	0.0	0.0	0.0	0.0	0.0	0.0
Fuel	0.0	0.0	0.0	0.0	0.0	0.0	0.0	0.0	0.0	0.0	0.0	0.0	0.0
Flared	0.0	0.0	0.0	0.0	0.0	0.0	0.0	0.0	0.0	0.0	0.0	0.0	0.0
Vented	0.0	0.0	0.0	0.0	0.0	0.0	0.0	0.0	0.0	0.0	0.0	0.0	0.0
Diff and Other	0.0	0.0	0.0	0.0	0.0	0.0	0.0	0.0	0.0	0.0	0.0	0.0	0.0
Process and Frac													
Pentanes Plus	0.0	0.0	0.0	0.0	0.0	0.0	0.0	0.0	0.0	0.0	0.0	0.0	0.0
Propane	0.0	0.0	0.0	0.0	0.0	0.0	0.0	0.0	0.0	0.0	0.0	0.0	0.0
Butanes	0.0	0.0	0.0	0.0	0.0	0.0	0.0	0.0	0.0	0.0	0.0	0.0	0.0
Ethane	0.0	0.0	0.0	0.0	0.0	0.0	0.0	0.0	0.0	0.0	0.0	0.0	0.0
NGL	0.0	0.0	0.0	0.0	0.0	0.0	0.0	0.0	0.0	0.0	0.0	0.0	0.0
Sulphur	0.0	0.0	0.0	0.0	0.0	0.0	0.0	0.0	0.0	0.0	0.0	0.0	0.0
Sulphur Closing Inv	0.0	0.0	0.0	0.0	0.0	0.0	0.0	0.0	0.0	0.0	0.0	0.0	0.0

Unit of Measurement: Gas and Gas equivalent products: 1000m3, Liquids: m3, Sulphur: MTS

VPR6200

Facility ID ABGP0001335

Facility Name DEVON CLOVER 9-34 PLANT #1

Facility Licence # 13650

Facility Operator OAW4 PARA

Production Month	201701	201702	201703	201704	201705	201706	201707	201708	201709	201710	201711	201712	Totals
Receipts													
Receipts from Alberta Facilities	2,224.2	2,117.2	2,402.2	2,277.7	2,583.2	2,545.3	2,588.2	2,764.2	2,615.4	2,099.8	2,483.6	361.6	27,062.6
Receipts from Non-Alberta Facilities	0.0	0.0	0.0	0.0	0.0	0.0	0.0	0.0	0.0	0.0	0.0	0.0	0.0
Dispositions													
Disposition													
Battery	0.0	0.0	0.0	0.0	0.0	0.0	0.0	0.0	0.0	0.0	0.0	0.0	0.0
Gas Gathering System	0.0	0.0	0.0	0.0	0.0	0.0	0.0	0.0	0.0	0.0	0.0	0.0	0.0
Gas Plant	0.0	0.0	0.0	0.0	0.0	0.0	0.0	0.0	0.0	0.0	0.0	0.0	0.0
Injection Facility	0.0	0.0	0.0	0.0	0.0	0.0	0.0	0.0	0.0	0.0	0.0	0.0	0.0
Meter Station	2,010.0	2,046.9	2,214.1	2,127.9	2,460.6	2,386.3	2,453.2	2,598.8	2,224.9	1,957.5	2,280.3	327.2	25,087.7
Other	0.0	0.0	0.0	0.0	0.0	0.0	0.0	0.0	0.0	0.0	0.0	0.0	0.0
Alberta Commercial	0.0	0.0	0.0	0.0	0.0	0.0	0.0	0.0	0.0	0.0	0.0	0.0	0.0
Alberta Industrial	0.0	0.0	0.0	0.0	0.0	0.0	0.0	0.0	0.0	0.0	0.0	0.0	0.0
Alberta Residential	0.0	0.0	0.0	0.0	0.0	0.0	0.0	0.0	0.0	0.0	0.0	0.0	0.0
Alberta Elec.Generation	0.0	0.0	0.0	0.0	0.0	0.0	0.0	0.0	0.0	0.0	0.0	0.0	0.0
Shrinkage													
Acid Gas	0.0	0.0	0.0	0.0	0.0	0.0	0.0	0.0	0.0	0.0	0.0	0.0	0.0
Other products	6.4	13.2	17.3	12.5	12.6	12.4	11.3	11.4	14.5	9.0	17.6	5.4	143.6
Fuel	164.1	139.3	150.8	131.2	157.3	159.9	0.0	156.6	168.3	115.8	137.7	25.4	1,506.4
Flared	0.0	0.0	0.0	0.0	0.0	0.0	0.0	0.0	0.0	0.0	0.0	0.0	0.0
Vented	0.4	0.1	0.2	0.1	0.4	0.1	0.0	0.6	0.6	0.7	0.0	4.0	7.2
Diff and Other	43.3	-82.3	19.8	6.0	-47.7	-13.4	123.7	-3.2	207.1	16.8	48.0	-0.4	317.7
Process and Frac													
Pentanes Plus	31.0	63.9	83.9	60.6	61.1	59.8	54.9	55.0	70.0	43.4	85.0	26.3	694.9
Propane	0.0	0.0	0.0	0.0	0.0	0.0	0.0	0.0	0.0	0.0	0.0	0.0	0.0
Butanes	0.0	0.0	0.0	0.0	0.0	0.0	0.0	0.0	0.0	0.0	0.0	0.0	0.0
Ethane	0.0	0.0	0.0	0.0	0.0	0.0	0.0	0.0	0.0	0.0	0.0	0.0	0.0
NGL	0.0	0.0	0.0	0.0	0.0	0.0	0.0	0.0	0.0	0.0	0.0	0.0	0.0
Sulphur	0.0	0.0	0.0	0.0	0.0	0.0	0.0	0.0	0.0	0.0	0.0	0.0	0.0
Sulphur Closing Inv	0.0	0.0	0.0	0.0	0.0	0.0	0.0	0.0	0.0	0.0	0.0	0.0	0.0

Unit of Measurement: Gas and Gas equivalent products: 1000m3, Liquids: m3, Sulphur: MTS

VPR6200
Facility ID ABGP0001340

Facility Name STELLARTON EDSON

Facility Licence # 12480

Facility Operator A517 LONG RUN

Production Month	201701	201702	201703	201704	201705	201706	201707	201708	201709	201710	201711	201712	Totals
Receipts													
Receipts from Alberta Facilities	16,456.7	15,326.4	16,360.9	15,346.7	15,821.5	15,366.2	15,741.2	15,612.7	14,703.8	14,739.0	14,355.0	14,404.1	184,234.2
Receipts from Non-Alberta Facilities	0.0	0.0	0.0	0.0	0.0	0.0	0.0	0.0	0.0	0.0	0.0	0.0	0.0
Dispositions													
Disposition													
Battery	1,181.7	1,293.3	1,211.1	735.6	901.4	1,251.0	1,298.7	1,327.5	1,272.0	1,263.1	1,315.8	1,326.7	14,377.9
Gas Gathering System	0.0	0.0	0.0	0.0	0.0	0.0	0.0	0.0	0.0	0.0	0.0	0.0	0.0
Gas Plant	15,394.9	13,387.1	14,847.6	14,510.9	14,845.4	13,697.7	13,950.6	13,593.7	12,687.0	13,544.4	12,908.0	12,918.1	166,285.4
Injection Facility	0.0	0.0	0.0	0.0	0.0	0.0	0.0	0.0	0.0	0.0	0.0	0.0	0.0
Meter Station	0.0	0.0	0.0	0.0	0.0	0.0	0.0	0.0	0.0	0.0	0.0	0.0	0.0
Other	0.0	0.0	0.0	0.0	0.0	0.0	0.0	0.0	0.0	0.0	0.0	0.0	0.0
Alberta Commercial	0.0	0.0	0.0	0.0	0.0	0.0	0.0	0.0	0.0	0.0	0.0	0.0	0.0
Alberta Industrial	0.0	0.0	0.0	0.0	0.0	0.0	0.0	0.0	0.0	0.0	0.0	0.0	0.0
Alberta Residential	0.0	0.0	0.0	0.0	0.0	0.0	0.0	0.0	0.0	0.0	0.0	0.0	0.0
Alberta Elec.Generation	0.0	0.0	0.0	0.0	0.0	0.0	0.0	0.0	0.0	0.0	0.0	0.0	0.0
Shrinkage													
Acid Gas	0.0	0.0	0.0	0.0	0.0	0.0	0.0	0.0	0.0	0.0	0.0	0.0	0.0
Other products	236.4	200.1	236.4	229.9	228.6	193.4	218.8	189.8	194.8	204.5	201.4	193.2	2,527.3
Fuel	813.9	718.6	734.2	685.1	730.8	662.8	705.1	709.8	640.9	672.5	643.5	845.1	8,562.3
Flared	1.2	0.8	0.4	0.6	0.2	0.2	0.6	0.6	0.5	2.2	1.0	1.0	9.3
Vented	6.6	6.5	7.6	6.7	7.4	12.1	7.0	5.7	4.8	4.5	6.2	6.2	81.3
Diff and Other	-1,178.0	-280.0	-676.4	-822.1	-892.3	-451.0	-439.6	-214.4	-96.2	-952.2	-720.9	-886.2	-7,609.3
Process and Frac													
Pentanes Plus	1,144.0	968.0	1,144.0	1,112.5	1,106.0	935.7	1,058.7	918.3	942.6	989.6	974.4	934.6	12,228.4
Propane	0.0	0.0	0.0	0.0	0.0	0.0	0.0	0.0	0.0	0.0	0.0	0.0	0.0
Butanes	0.0	0.0	0.0	0.0	0.0	0.0	0.0	0.0	0.0	0.0	0.0	0.0	0.0
Ethane	0.0	0.0	0.0	0.0	0.0	0.0	0.0	0.0	0.0	0.0	0.0	0.0	0.0
NGL	0.0	0.0	0.0	0.0	0.0	0.0	0.0	0.0	0.0	0.0	0.0	0.0	0.0
Sulphur	0.0	0.0	0.0	0.0	0.0	0.0	0.0	0.0	0.0	0.0	0.0	0.0	0.0
Sulphur Closing Inv	0.0	0.0	0.0	0.0	0.0	0.0	0.0	0.0	0.0	0.0	0.0	0.0	0.0

Unit of Measurement: Gas and Gas equivalent products: 1000m3, Liquids: m3, Sulphur: MTS

VPR6200
Facility ID ABGP0001343

Facility Name CRESTAR SINCLAIR

Facility Licence # 15229

Facility Operator A74Y TIDEWATER

Production Month	201701	201702	201703	201704	201705	201706	201707	201708	201709	201710	201711	201712	Totals
Receipts													
Receipts from Alberta Facilities	7,909.6	6,428.1	7,130.4	6,779.8	6,717.5	6,501.3	6,772.1	6,455.5	6,868.5	6,811.6	6,847.3	7,003.2	82,224.9
Receipts from Non-Alberta Facilities	0.0	0.0	0.0	0.0	0.0	0.0	0.0	0.0	0.0	0.0	0.0	0.0	0.0
Dispositions													
Disposition													
Battery	0.0	0.0	0.0	0.0	0.0	0.0	0.0	0.0	0.0	0.0	0.0	0.0	0.0
Gas Gathering System	0.0	0.0	0.0	0.0	0.0	0.0	0.0	0.0	0.0	0.0	0.0	0.0	0.0
Gas Plant	0.0	0.0	0.0	0.0	0.0	0.0	0.0	0.0	0.0	0.0	0.0	0.0	0.0
Injection Facility	0.0	0.0	0.0	0.0	0.0	0.0	0.0	0.0	0.0	0.0	0.0	0.0	0.0
Meter Station	7,654.7	6,243.6	6,880.3	6,557.5	6,486.2	6,327.6	6,496.3	6,147.9	6,482.9	6,525.0	6,499.4	6,725.8	79,027.2
Other	0.0	0.0	0.0	0.0	0.0	0.0	0.0	0.0	0.0	0.0	0.0	0.0	0.0
Alberta Commercial	0.0	0.0	0.0	0.0	0.0	0.0	0.0	0.0	0.0	0.0	0.0	0.0	0.0
Alberta Industrial	0.0	0.0	0.0	0.0	0.0	0.0	0.0	0.0	0.0	0.0	0.0	0.0	0.0
Alberta Residential	0.0	0.0	0.0	0.0	0.0	0.0	0.0	0.0	0.0	0.0	0.0	0.0	0.0
Alberta Elec.Generation	0.0	0.0	0.0	0.0	0.0	0.0	0.0	0.0	0.0	0.0	0.0	0.0	0.0
Shrinkage													
Acid Gas	0.0	0.0	0.0	0.0	0.0	0.0	0.0	0.0	0.0	0.0	0.0	0.0	0.0
Other products	86.6	67.5	80.8	75.8	89.3	83.1	91.4	104.2	118.7	114.3	114.4	91.5	1,117.6
Fuel	85.3	77.6	82.8	77.6	88.9	84.5	95.0	159.9	140.6	79.0	144.2	152.8	1,268.2
Flared	1.8	2.4	6.9	4.8	1.8	14.4	3.8	3.2	3.4	1.5	0.5	3.2	47.7
Vented	0.0	0.0	0.0	0.0	0.0	0.0	0.0	0.0	0.0	0.0	0.0	0.0	0.0
Diff and Other	81.2	37.0	79.6	64.1	51.3	-8.3	85.6	40.3	122.9	91.8	88.8	29.9	764.2
Process and Frac													
Pentanes Plus	419.0	326.5	391.0	366.8	431.9	401.9	442.4	504.1	574.2	553.1	553.3	442.5	5,406.7
Propane	0.0	0.0	0.0	0.0	0.0	0.0	0.0	0.0	0.0	0.0	0.0	0.0	0.0
Butanes	0.0	0.0	0.0	0.0	0.0	0.0	0.0	0.0	0.0	0.0	0.0	0.0	0.0
Ethane	0.0	0.0	0.0	0.0	0.0	0.0	0.0	0.0	0.0	0.0	0.0	0.0	0.0
NGL	0.0	0.0	0.0	0.0	0.0	0.0	0.0	0.0	0.0	0.0	0.0	0.0	0.0
Sulphur	0.0	0.0	0.0	0.0	0.0	0.0	0.0	0.0	0.0	0.0	0.0	0.0	0.0
Sulphur Closing Inv	0.0	0.0	0.0	0.0	0.0	0.0	0.0	0.0	0.0	0.0	0.0	0.0	0.0

Unit of Measurement: Gas and Gas equivalent products: 1000m3, Liquids: m3, Sulphur: MTS

VPR6200

Facility ID ABGP0001344

Facility Name PANCDN ENTICE

Facility Licence # 3844

Facility Operator A1H9 EMBER

Production Month	201701	201702	201703	201704	201705	201706	201707	201708	201709	201710	201711	201712	Totals
Receipts													
Receipts from Alberta Facilities	8,911.8	7,957.2	9,373.7	8,965.7	8,957.5	7,920.9	9,019.5	8,851.9	8,644.0	9,410.6	9,005.1	8,675.4	105,693.3
Receipts from Non-Alberta Facilities	0.0	0.0	0.0	0.0	0.0	0.0	0.0	0.0	0.0	0.0	0.0	0.0	0.0
Dispositions													
Disposition													
Battery	89.5	82.1	93.8	0.0	86.6	75.1	89.4	88.0	84.3	84.4	81.3	82.6	937.1
Gas Gathering System	248.7	217.3	247.0	315.8	243.5	223.1	235.9	233.0	226.2	257.3	258.7	261.7	2,968.2
Gas Plant	0.0	0.0	0.0	0.0	0.0	0.0	0.0	0.0	0.0	0.0	0.0	0.0	0.0
Injection Facility	0.0	0.0	0.0	0.0	0.0	0.0	0.0	0.0	0.0	0.0	0.0	0.0	0.0
Meter Station	8,412.9	7,524.5	8,890.0	8,511.6	8,490.8	7,505.1	8,534.5	8,382.2	8,162.7	8,868.0	8,473.1	8,157.2	99,912.6
Other	0.0	0.0	0.0	0.0	0.0	0.0	0.0	0.0	0.0	0.0	0.0	0.0	0.0
Alberta Commercial	0.0	0.0	0.0	0.0	0.0	0.0	0.0	0.0	0.0	0.0	0.0	0.0	0.0
Alberta Industrial	0.0	0.0	0.0	0.0	0.0	0.0	0.0	0.0	0.0	0.0	0.0	0.0	0.0
Alberta Residential	0.0	0.0	0.0	0.0	0.0	0.0	0.0	0.0	0.0	0.0	0.0	0.0	0.0
Alberta Elec.Generation	0.0	0.0	0.0	0.0	0.0	0.0	0.0	0.0	0.0	0.0	0.0	0.0	0.0
Shrinkage													
Acid Gas	0.0	0.0	0.0	0.0	0.0	0.0	0.0	0.0	0.0	0.0	0.0	0.0	0.0
Other products	8.8	8.8	8.8	0.1	8.4	9.4	7.8	7.6	7.8	7.8	7.8	7.7	90.8
Fuel	77.4	68.7	0.0	74.4	73.4	60.5	73.3	71.3	0.0	75.6	75.6	75.3	725.5
Flared	0.0	0.0	0.0	0.0	0.0	0.0	0.0	0.0	0.0	0.0	0.0	0.0	0.0
Vented	0.0	0.0	0.0	0.0	0.9	0.1	0.0	0.0	0.0	2.1	0.0	0.1	3.2
Diff and Other	74.5	55.8	134.1	63.8	53.9	47.6	78.6	69.8	163.0	115.4	108.6	90.8	1,055.9
Process and Frac													
Pentanes Plus	42.5	42.8	42.5	0.7	40.8	45.7	37.6	36.9	37.6	37.9	37.7	37.4	440.1
Propane	0.0	0.0	0.0	0.0	0.0	0.0	0.0	0.0	0.0	0.0	0.0	0.0	0.0
Butanes	0.0	0.0	0.0	0.0	0.0	0.0	0.0	0.0	0.0	0.0	0.0	0.0	0.0
Ethane	0.0	0.0	0.0	0.0	0.0	0.0	0.0	0.0	0.0	0.0	0.0	0.0	0.0
NGL	0.0	0.0	0.0	0.0	0.0	0.0	0.0	0.0	0.0	0.0	0.0	0.0	0.0
Sulphur	0.0	0.0	0.0	0.0	0.0	0.0	0.0	0.0	0.0	0.0	0.0	0.0	0.0
Sulphur Closing Inv	0.0	0.0	0.0	0.0	0.0	0.0	0.0	0.0	0.0	0.0	0.0	0.0	0.0

Unit of Measurement: Gas and Gas equivalent products: 1000m3, Liquids: m3, Sulphur: MTS

VPR6200

Facility ID ABGP0001345

Facility Name RICH 1-19-35-21W4

Facility Licence # 5101

Facility Operator OHE9 CNRL

Production Month	201701	201702	201703	201704	201705	201706	201707	201708	201709	201710	201711	201712	Totals
Receipts													
Receipts from Alberta Facilities	1,543.2	1,421.4	1,533.6	1,540.7	1,434.6	1,465.3	1,509.1	1,433.7	1,469.3	1,271.8	1,306.3	1,130.0	17,059.0
Receipts from Non-Alberta Facilities	0.0	0.0	0.0	0.0	0.0	0.0	0.0	0.0	0.0	0.0	0.0	0.0	0.0
Dispositions													
Disposition													
Battery	0.0	0.0	0.0	0.0	0.0	0.0	0.0	0.0	0.0	0.0	0.0	0.0	0.0
Gas Gathering System	0.0	0.0	0.0	0.0	0.0	0.0	0.0	0.0	0.0	0.0	0.0	0.0	0.0
Gas Plant	0.0	0.0	0.0	0.0	0.0	0.0	0.0	0.0	0.0	0.0	0.0	0.0	0.0
Injection Facility	0.0	0.0	0.0	0.0	0.0	0.0	0.0	0.0	0.0	0.0	0.0	0.0	0.0
Meter Station	1,450.0	1,333.6	1,454.6	1,357.7	1,252.5	1,263.9	1,324.1	1,277.5	1,316.5	1,139.8	1,215.0	1,048.0	15,433.2
Other	0.0	0.0	0.0	0.0	0.0	0.0	0.0	0.0	0.0	0.0	0.0	0.0	0.0
Alberta Commercial	0.0	0.0	0.0	0.0	0.0	0.0	0.0	0.0	0.0	0.0	0.0	0.0	0.0
Alberta Industrial	0.0	0.0	0.0	0.0	0.0	0.0	0.0	0.0	0.0	0.0	0.0	0.0	0.0
Alberta Residential	0.0	0.0	0.0	0.0	0.0	0.0	0.0	0.0	0.0	0.0	0.0	0.0	0.0
Alberta Elec.Generation	0.0	0.0	0.0	0.0	0.0	0.0	0.0	0.0	0.0	0.0	0.0	0.0	0.0
Shrinkage													
Acid Gas	0.0	0.0	0.0	0.0	0.0	0.0	0.0	0.0	0.0	0.0	0.0	0.0	0.0
Other products	14.4	11.2	15.1	12.7	8.3	12.5	11.6	12.5	9.1	8.2	9.3	4.0	128.9
Fuel	89.1	80.6	88.1	83.2	83.5	81.3	88.9	87.9	86.0	78.2	81.9	73.1	1,001.8
Flared	0.0	0.0	0.0	0.0	0.0	0.0	0.0	0.4	0.0	0.0	0.0	0.0	0.4
Vented	0.2	1.3	1.3	0.0	0.0	0.0	0.0	0.0	0.0	0.0	0.0	0.2	3.0
Diff and Other	-10.5	-5.3	-25.5	87.1	90.3	107.6	84.5	55.4	57.7	45.6	0.1	4.7	491.7
Process and Frac													
Pentanes Plus	13.6	7.9	12.7	8.5	12.0	8.4	9.2	6.3	8.4	5.2	6.8	4.5	103.5
Propane	0.0	0.0	0.0	0.0	0.0	0.0	0.0	0.0	0.0	0.0	0.0	0.0	0.0
Butanes	0.0	0.0	0.0	0.0	0.0	0.0	0.0	0.0	0.0	0.0	0.0	0.0	0.0
Ethane	0.0	0.0	0.0	0.0	0.0	0.0	0.0	0.0	0.0	0.0	0.0	0.0	0.0
NGL	56.0	46.2	60.2	52.5	27.7	51.8	46.1	53.5	35.6	33.7	38.3	15.1	516.7
Sulphur	0.0	0.0	0.0	0.0	0.0	0.0	0.0	0.0	0.0	0.0	0.0	0.0	0.0
Sulphur Closing Inv	0.0	0.0	0.0	0.0	0.0	0.0	0.0	0.0	0.0	0.0	0.0	0.0	0.0

Unit of Measurement: Gas and Gas equivalent products: 1000m3, Liquids: m3, Sulphur: MTS

VPR6200

Facility ID ABGP0001350

Facility Name ELMWORTH 4-8-70-11W6

Facility Licence # 15022

Facility Operator A5D4 CVE

Production Month	201701	201702	201703	201704	201705	201706	201707	201708	201709	201710	201711	201712	Totals
Receipts													
Receipts from Alberta Facilities	178,365.0	159,440.4	176,821.1	170,066.7	169,203.9	165,989.0	171,776.4	155,873.0	164,035.5	158,771.4	151,195.8	163,152.0	1,984,690.2
Receipts from Non-Alberta Facilities	0.0	0.0	0.0	0.0	0.0	0.0	0.0	0.0	0.0	0.0	0.0	0.0	0.0
Dispositions													
Disposition													
Battery	0.0	0.0	0.0	0.0	0.0	0.0	0.0	0.0	0.0	0.0	0.0	0.0	0.0
Gas Gathering System	0.0	0.0	0.0	0.0	0.0	0.0	0.0	0.0	0.0	0.0	0.0	0.0	0.0
Gas Plant	2,816.5	2,176.4	2,119.0	932.3	473.5	574.9	677.2	935.4	1,216.2	1,382.1	858.4	923.8	15,085.7
Injection Facility	0.0	0.0	0.0	0.0	0.0	0.0	0.0	0.0	0.0	0.0	0.0	0.0	0.0
Meter Station	157,759.4	141,328.5	156,965.7	151,553.5	151,590.8	148,760.5	153,095.4	139,331.7	146,560.8	142,740.6	137,654.2	144,893.3	1,772,234.4
Other	0.0	0.0	0.0	0.0	0.0	0.0	0.0	0.0	0.0	0.0	0.0	0.0	0.0
Alberta Commercial	0.0	0.0	0.0	0.0	0.0	0.0	0.0	0.0	0.0	0.0	0.0	0.0	0.0
Alberta Industrial	0.0	0.0	0.0	0.0	0.0	0.0	0.0	0.0	0.0	0.0	0.0	0.0	0.0
Alberta Residential	140.6	455.0	629.9	578.9	221.4	127.1	191.4	185.1	87.3	415.2	248.6	255.3	3,535.8
Alberta Elec.Generation	0.0	0.0	0.0	0.0	0.0	0.0	0.0	0.0	0.0	0.0	0.0	0.0	0.0
Shrinkage													
Acid Gas	4,349.3	3,399.8	4,212.4	4,226.3	4,282.6	4,106.3	2,951.9	2,678.2	3,050.7	3,596.5	3,333.8	3,478.3	43,666.1
Other products	8,624.7	7,682.1	8,348.0	8,094.5	8,054.1	8,157.1	8,315.3	7,054.5	7,681.0	7,845.1	7,541.9	7,766.0	95,164.3
Fuel	5,024.6	4,468.0	5,055.9	4,826.3	4,949.7	5,096.7	5,021.5	4,938.2	4,568.3	4,543.5	4,684.9	4,696.3	57,873.9
Flared	157.1	140.5	195.0	125.3	159.2	195.1	165.0	103.0	147.7	64.0	314.2	176.7	1,942.8
Vented	158.6	142.4	159.2	151.4	158.4	158.5	0.0	0.0	165.6	184.8	181.3	189.6	1,649.8
Diff and Other	-665.8	-352.3	-864.0	-421.8	-685.8	-1,187.2	1,358.7	646.9	557.9	-2,000.4	-3,621.5	772.7	-6,462.6
Process and Frac													
Pentanes Plus	686.2	580.1	851.8	744.0	746.0	721.7	738.7	638.5	691.8	755.7	566.7	591.9	8,313.1
Propane	0.0	0.0	0.0	0.0	0.0	0.0	0.0	0.0	0.0	0.0	0.0	0.0	0.0
Butanes	0.0	0.0	0.0	0.0	0.0	0.0	0.0	0.0	0.0	0.0	0.0	0.0	0.0
Ethane	0.0	0.0	0.0	0.0	0.0	0.0	0.0	0.0	0.0	0.0	0.0	0.0	0.0
NGL	30,963.7	27,581.6	29,843.7	29,005.1	28,868.1	29,240.7	29,823.5	25,274.6	27,478.7	28,118.0	27,142.2	27,981.3	341,321.2
Sulphur	0.0	0.0	0.0	0.0	0.0	0.0	0.0	0.0	0.0	0.0	0.0	0.0	0.0
Sulphur Closing Inv	0.0	0.0	0.0	0.0	0.0	0.0	0.0	0.0	0.0	0.0	0.0	0.0	0.0

Unit of Measurement: Gas and Gas equivalent products: 1000m3, Liquids: m3, Sulphur: MTS

VPR6200

Facility ID ABGP0001351

Facility Name ELMWORTH 4-8-69-8w6

Facility Licence # 14947

Facility Operator OHE9 CNRL

Production Month	201701	201702	201703	201704	201705	201706	201707	201708	201709	201710	201711	201712	Totals
Receipts													
Receipts from Alberta Facilities	206,453.7	184,887.2	201,463.4	206,513.7	222,435.1	209,371.2	206,621.4	178,644.7	178,891.1	186,053.3	172,876.7	179,056.8	2,333,268.3
Receipts from Non-Alberta Facilities	0.0	0.0	0.0	0.0	0.0	0.0	0.0	0.0	0.0	0.0	0.0	0.0	0.0
Dispositions													
Disposition													
Battery	322.1	268.7	282.5	294.5	339.8	200.7	210.9	271.6	387.7	370.2	263.6	271.4	3,483.7
Gas Gathering System	1,524.2	1,600.6	1,874.6	1,475.3	1,148.9	1,059.8	2,031.5	1,634.0	1,825.1	1,755.0	1,760.5	2,009.8	19,699.3
Gas Plant	0.0	0.0	0.0	0.0	0.0	0.0	0.0	0.0	0.0	0.0	0.0	0.0	0.0
Injection Facility	0.0	0.0	0.0	0.0	0.0	0.0	0.0	0.0	0.0	0.0	0.0	0.0	0.0
Meter Station	184,081.5	164,413.7	179,245.6	183,777.3	199,669.9	187,971.5	182,613.6	158,948.7	156,530.2	163,372.7	151,503.4	156,034.8	2,068,162.9
Other	0.0	0.0	0.0	0.0	0.0	0.0	0.0	0.0	0.0	0.0	0.0	0.0	0.0
Alberta Commercial	0.0	0.0	0.0	0.0	0.0	0.0	0.0	0.0	0.0	0.0	0.0	0.0	0.0
Alberta Industrial	0.0	0.0	0.0	0.0	0.0	0.0	0.0	0.0	0.0	0.0	0.0	0.0	0.0
Alberta Residential	0.0	0.0	0.0	0.0	0.0	0.0	0.0	0.0	0.0	0.0	0.0	0.0	0.0
Alberta Elec.Generation	0.0	0.0	0.0	0.0	0.0	0.0	0.0	0.0	0.0	0.0	0.0	0.0	0.0
Shrinkage													
Acid Gas	0.0	0.0	0.0	0.0	0.0	0.0	0.0	0.0	0.0	0.0	0.0	0.0	0.0
Other products	20,952.2	18,614.3	20,489.8	21,143.3	21,547.0	20,608.6	21,357.7	17,240.3	18,573.0	19,168.3	17,766.5	18,632.3	236,093.3
Fuel	4,145.8	3,767.6	4,136.0	3,998.5	4,151.8	4,153.4	4,201.4	3,989.8	3,997.3	4,126.6	4,042.6	4,239.8	48,950.6
Flared	19.9	39.4	74.9	77.5	103.0	103.2	96.1	77.2	60.8	50.0	36.0	33.8	771.8
Vented	0.0	0.0	0.0	0.0	0.0	0.0	0.0	0.0	0.0	0.0	0.0	0.0	0.0
Diff and Other	-4,592.0	-3,817.1	-4,640.0	-4,252.7	-4,525.3	-4,726.0	-3,889.8	-3,516.9	-2,483.0	-2,789.5	-2,495.9	-2,165.1	-43,893.3
Process and Frac													
Pentanes Plus	1,486.9	1,384.7	1,349.8	1,323.7	1,599.9	1,517.8	1,473.7	1,140.8	1,806.9	1,393.4	1,349.3	1,231.2	17,058.1
Propane	0.0	0.0	0.0	0.0	0.0	0.0	0.0	0.0	0.0	0.0	0.0	0.0	0.0
Butanes	0.0	0.0	0.0	0.0	0.0	0.0	0.0	0.0	0.0	0.0	0.0	0.0	0.0
Ethane	0.0	0.0	0.0	0.0	0.0	0.0	0.0	0.0	0.0	0.0	0.0	0.0	0.0
NGL	75,381.1	66,924.9	73,745.6	76,094.9	77,549.8	74,181.1	77,001.0	62,241.8	66,584.4	69,054.8	63,970.2	67,239.5	849,969.1
Sulphur	0.0	0.0	0.0	0.0	0.0	0.0	0.0	0.0	0.0	0.0	0.0	0.0	0.0
Sulphur Closing Inv	0.0	0.0	0.0	0.0	0.0	0.0	0.0	0.0	0.0	0.0	0.0	0.0	0.0

Unit of Measurement: Gas and Gas equivalent products: 1000m3, Liquids: m3, Sulphur: MTS

VPR6200

Facility ID ABGP0001353

Facility Name IMPERIAL FERRIER

Facility Licence # 6754

Facility Operator A5BE WHITECAP

Production Month	201701	201702	201703	201704	201705	201706	201707	201708	201709	201710	201711	201712	Totals
Receipts													
Receipts from Alberta Facilities	8,160.5	7,550.5	8,338.3	7,589.5	7,617.0	7,504.2	7,392.2	6,564.5	6,480.4	6,919.5	8,158.9	8,377.9	90,653.4
Receipts from Non-Alberta Facilities	0.0	0.0	0.0	0.0	0.0	0.0	0.0	0.0	0.0	0.0	0.0	0.0	0.0
Dispositions													
Disposition													
Battery	112.7	106.5	116.4	111.3	110.1	105.6	103.9	98.0	95.1	0.0	113.4	0.0	1,073.0
Gas Gathering System	0.0	0.0	0.0	0.0	0.0	0.0	0.0	0.0	0.0	0.0	0.0	0.0	0.0
Gas Plant	0.0	0.0	0.0	0.0	0.0	0.0	0.0	0.0	0.0	0.0	0.0	0.0	0.0
Injection Facility	0.0	0.0	0.0	0.0	0.0	0.0	0.0	0.0	0.0	0.0	0.0	0.0	0.0
Meter Station	6,613.1	6,167.8	6,808.8	6,519.3	6,538.9	6,377.3	6,160.6	5,395.1	5,416.6	5,804.7	6,826.2	7,072.8	75,701.2
Other	0.0	0.0	0.0	0.0	0.0	0.0	0.0	0.0	0.0	0.0	0.0	0.0	0.0
Alberta Commercial	0.0	0.0	0.0	0.0	0.0	0.0	0.0	0.0	0.0	0.0	0.0	0.0	0.0
Alberta Industrial	0.0	0.0	0.0	0.0	0.0	0.0	0.0	0.0	0.0	0.0	0.0	0.0	0.0
Alberta Residential	0.0	0.0	0.0	0.0	0.0	0.0	0.0	0.0	0.0	0.0	0.0	0.0	0.0
Alberta Elec.Generation	0.0	0.0	0.0	0.0	0.0	0.0	0.0	0.0	0.0	0.0	0.0	0.0	0.0
Shrinkage													
Acid Gas	0.0	0.0	0.0	0.0	0.0	0.0	0.0	0.0	0.0	0.0	0.0	0.0	0.0
Other products	348.0	355.9	395.2	306.1	368.6	390.1	439.8	363.4	411.9	348.8	533.5	512.9	4,774.2
Fuel	513.5	485.0	530.5	506.8	501.7	480.8	473.4	446.6	433.1	547.9	630.0	651.4	6,200.7
Flared	36.8	29.9	3.2	2.1	20.3	15.6	31.0	23.5	9.5	28.5	22.2	0.6	223.2
Vented	0.0	0.0	0.0	0.0	0.0	0.0	0.0	0.0	0.0	0.0	0.0	0.0	0.0
Diff and Other	536.4	405.4	484.2	143.9	77.4	134.8	183.5	237.9	114.2	189.6	33.6	140.2	2,681.1
Process and Frac													
Pentanes Plus	0.0	0.0	0.0	0.0	0.0	0.0	0.0	0.0	0.0	0.0	0.0	0.0	0.0
Propane	0.0	0.0	0.0	0.0	0.0	0.0	0.0	0.0	0.0	0.0	0.0	0.0	0.0
Butanes	0.0	0.0	0.0	0.0	0.0	0.0	0.0	0.0	0.0	0.0	0.0	0.0	0.0
Ethane	0.0	0.0	0.0	0.0	0.0	0.0	0.0	0.0	0.0	0.0	0.0	0.0	0.0
NGL	1,393.7	1,424.9	1,588.8	1,231.3	1,485.8	1,585.3	1,798.5	1,478.0	1,683.8	1,408.6	2,151.5	2,068.3	19,298.5
Sulphur	0.0	0.0	0.0	0.0	0.0	0.0	0.0	0.0	0.0	0.0	0.0	0.0	0.0
Sulphur Closing Inv	0.0	0.0	0.0	0.0	0.0	0.0	0.0	0.0	0.0	0.0	0.0	0.0	0.0

Unit of Measurement: Gas and Gas equivalent products: 1000m3, Liquids: m3, Sulphur: MTS

VPR6200

Facility ID ABGP0001364

Facility Name TALISMAN SHANE

Facility Licence # 16207

Facility Operator A2BX HANNA

Production Month	201701	201702	201703	201704	201705	201706	201707	201708	201709	201710	201711	201712	Totals
SHUTIN													
Receipts													
Receipts from Alberta Facilities	319.1	266.5	317.0	272.0	280.6	300.8	273.4	193.4	0.0	0.0	0.0	0.0	2,222.8
Receipts from Non-Alberta Facilities	0.0	0.0	0.0	0.0	0.0	0.0	0.0	0.0	0.0	0.0	0.0	0.0	0.0
Dispositions													
Disposition													
Battery	0.0	0.0	0.0	0.0	0.0	0.0	0.0	0.0	0.0	0.0	0.0	0.0	0.0
Gas Gathering System	0.0	0.0	0.0	0.0	0.0	0.0	0.0	0.0	0.0	0.0	0.0	0.0	0.0
Gas Plant	0.0	0.0	0.0	0.0	0.0	0.0	0.0	0.0	0.0	0.0	0.0	0.0	0.0
Injection Facility	0.0	0.0	0.0	0.0	0.0	0.0	0.0	0.0	0.0	0.0	0.0	0.0	0.0
Meter Station	271.1	224.4	259.3	226.7	236.5	248.5	228.0	160.8	0.0	0.0	0.0	0.0	1,855.3
Other	0.0	0.0	0.0	0.0	0.0	0.0	0.0	0.0	0.0	0.0	0.0	0.0	0.0
Alberta Commercial	0.0	0.0	0.0	0.0	0.0	0.0	0.0	0.0	0.0	0.0	0.0	0.0	0.0
Alberta Industrial	0.0	0.0	0.0	0.0	0.0	0.0	0.0	0.0	0.0	0.0	0.0	0.0	0.0
Alberta Residential	0.0	0.0	0.0	0.0	0.0	0.0	0.0	0.0	0.0	0.0	0.0	0.0	0.0
Alberta Elec.Generation	0.0	0.0	0.0	0.0	0.0	0.0	0.0	0.0	0.0	0.0	0.0	0.0	0.0
Shrinkage													
Acid Gas	0.0	0.0	0.0	0.0	0.0	0.0	0.0	0.0	0.0	0.0	0.0	0.0	0.0
Other products	5.9	5.4	6.8	11.0	8.7	8.6	9.6	5.3	0.0	0.0	0.0	0.0	61.3
Fuel	43.6	40.2	43.8	38.3	38.0	38.9	36.3	25.4	0.0	0.0	0.0	0.0	304.5
Flared	0.0	0.0	0.0	0.0	0.0	0.0	0.0	0.0	0.0	0.0	0.0	0.0	0.0
Vented	0.0	0.0	0.3	0.0	0.1	0.0	0.0	0.1	0.0	0.0	0.0	0.0	0.5
Diff and Other	-1.5	-3.5	6.8	-4.0	-2.7	4.8	-0.5	1.8	0.0	0.0	0.0	0.0	1.2
Process and Frac													
Pentanes Plus	0.0	0.0	0.0	0.0	0.0	0.0	0.0	0.0	0.0	0.0	0.0	0.0	0.0
Propane	0.0	0.0	0.0	0.0	0.0	0.0	0.0	0.0	0.0	0.0	0.0	0.0	0.0
Butanes	0.0	0.0	0.0	0.0	0.0	0.0	0.0	0.0	0.0	0.0	0.0	0.0	0.0
Ethane	0.0	0.0	0.0	0.0	0.0	0.0	0.0	0.0	0.0	0.0	0.0	0.0	0.0
NGL	26.7	24.6	31.3	50.8	40.0	39.8	45.7	24.4	0.0	0.0	0.0	0.0	283.3
Sulphur	0.0	0.0	0.0	0.0	0.0	0.0	0.0	0.0	0.0	0.0	0.0	0.0	0.0
Sulphur Closing Inv	0.0	0.0	0.0	0.0	0.0	0.0	0.0	0.0	0.0	0.0	0.0	0.0	0.0

VPR6200

Facility ID ABGP0001368

Facility Name ARGONAUTS THORSBY

Facility Licence # 11191

Facility Operator A632 PETRUS

Production Month	201701	201702	201703	201704	201705	201706	201707	201708	201709	201710	201711	201712	Totals
Receipts													
Receipts from Alberta Facilities	1,999.0	1,708.3	1,803.2	1,725.6	1,608.2	1,795.4	1,823.6	1,787.2	1,484.2	1,707.2	2,093.0	2,582.5	22,117.4
Receipts from Non-Alberta Facilities	0.0	0.0	0.0	0.0	0.0	0.0	0.0	0.0	0.0	0.0	0.0	0.0	0.0
Dispositions													
Disposition													
Battery	0.0	0.0	0.0	0.0	0.0	0.0	0.0	0.0	0.0	0.0	0.0	0.0	0.0
Gas Gathering System	0.0	0.0	0.0	0.0	0.0	0.0	0.0	0.0	0.0	0.0	0.0	0.0	0.0
Gas Plant	0.0	0.0	0.0	0.0	0.0	0.0	0.0	0.0	0.0	0.0	0.0	0.0	0.0
Injection Facility	0.0	0.0	0.0	0.0	0.0	0.0	0.0	0.0	0.0	0.0	0.0	0.0	0.0
Meter Station	1,519.2	1,339.6	1,364.1	1,406.0	1,288.3	1,365.3	1,426.1	1,434.7	1,189.2	1,357.8	1,721.0	2,151.3	17,562.6
Other	0.0	0.0	0.0	0.0	0.0	0.0	0.0	0.0	0.0	0.0	0.0	0.0	0.0
Alberta Commercial	0.0	0.0	0.0	0.0	0.0	0.0	0.0	0.0	0.0	0.0	0.0	0.0	0.0
Alberta Industrial	0.0	0.0	0.0	0.0	0.0	0.0	0.0	0.0	0.0	0.0	0.0	0.0	0.0
Alberta Residential	0.0	0.0	0.0	0.0	0.0	0.0	0.0	0.0	0.0	0.0	0.0	0.0	0.0
Alberta Elec.Generation	0.0	0.0	0.0	0.0	0.0	0.0	0.0	0.0	0.0	0.0	0.0	0.0	0.0
Shrinkage													
Acid Gas	0.0	0.0	0.0	0.0	0.0	0.0	0.0	0.0	0.0	0.0	0.0	0.0	0.0
Other products	57.1	54.4	62.8	52.9	49.7	65.6	50.7	66.4	56.3	80.3	63.2	96.1	755.5
Fuel	148.2	134.6	116.3	112.7	109.7	101.9	107.0	109.7	95.6	106.3	114.0	123.7	1,379.7
Flared	0.0	0.0	0.0	0.0	0.0	0.0	0.0	0.0	0.0	0.0	0.0	0.0	0.0
Vented	0.0	0.0	0.0	0.0	0.0	0.0	0.0	0.0	0.0	0.0	0.0	0.0	0.0
Diff and Other	274.5	179.7	260.0	154.0	160.5	262.6	239.8	176.4	143.1	162.8	194.8	211.4	2,419.6
Process and Frac													
Pentanes Plus	0.0	0.0	0.0	0.0	0.0	0.0	0.0	0.0	0.0	0.0	0.0	0.0	0.0
Propane	0.0	0.0	0.0	0.0	0.0	0.0	0.0	0.0	0.0	0.0	0.0	0.0	0.0
Butanes	0.0	0.0	0.0	0.0	0.0	0.0	0.0	0.0	0.0	0.0	0.0	0.0	0.0
Ethane	0.0	0.0	0.0	0.0	0.0	0.0	0.0	0.0	0.0	0.0	0.0	0.0	0.0
NGL	230.5	222.9	258.4	213.9	200.7	266.2	205.5	270.9	228.6	325.3	256.8	394.7	3,074.4
Sulphur	0.0	0.0	0.0	0.0	0.0	0.0	0.0	0.0	0.0	0.0	0.0	0.0	0.0
Sulphur Closing Inv	0.0	0.0	0.0	0.0	0.0	0.0	0.0	0.0	0.0	0.0	0.0	0.0	0.0

Unit of Measurement: Gas and Gas equivalent products: 1000m3, Liquids: m3, Sulphur: MTS

VPR6200
Facility ID ABGP0001370

Facility Name KEYERA BRAZ NORTH PLT 16-35-48-12W5

Facility Licence # 20805

Facility Operator AOC0 KEYERA

Production Month	201701	201702	201703	201704	201705	201706	201707	201708	201709	201710	201711	201712	Totals
Receipts													
Receipts from Alberta Facilities	25,642.9	23,427.9	25,995.3	25,687.4	25,043.0	24,326.4	21,587.1	20,274.8	19,788.7	24,644.8	24,123.1	25,085.6	285,627.0
Receipts from Non-Alberta Facilities	0.0	0.0	0.0	0.0	0.0	0.0	0.0	0.0	0.0	0.0	0.0	0.0	0.0
Dispositions													
Disposition													
Battery	0.0	0.0	0.0	0.0	0.0	0.0	0.0	0.0	0.0	0.0	0.0	0.0	0.0
Gas Gathering System	110.5	119.6	179.1	153.4	130.3	28.4	46.4	41.8	60.9	92.2	104.1	103.6	1,170.3
Gas Plant	0.0	0.0	0.0	0.0	0.0	0.0	0.0	0.0	0.0	0.0	0.0	0.0	0.0
Injection Facility	0.0	0.0	0.0	0.0	0.0	0.0	0.0	0.0	0.0	0.0	0.0	0.0	0.0
Meter Station	24,837.4	22,600.2	25,103.7	24,905.3	24,302.5	23,440.5	21,195.8	20,000.1	19,622.5	24,166.7	23,407.3	24,205.6	277,787.6
Other	0.0	0.0	0.0	0.0	0.0	0.0	0.0	0.0	0.0	0.0	0.0	0.0	0.0
Alberta Commercial	0.0	0.0	0.0	0.0	0.0	0.0	0.0	0.0	0.0	0.0	0.0	0.0	0.0
Alberta Industrial	0.0	0.0	0.0	0.0	0.0	0.0	0.0	0.0	0.0	0.0	0.0	0.0	0.0
Alberta Residential	0.0	0.0	0.0	0.0	0.0	0.0	0.0	0.0	0.0	0.0	0.0	0.0	0.0
Alberta Elec.Generation	0.0	0.0	0.0	0.0	0.0	0.0	0.0	0.0	0.0	0.0	0.0	0.0	0.0
Shrinkage													
Acid Gas	0.0	0.0	0.0	0.0	0.0	0.0	0.0	0.0	0.0	0.0	0.0	0.0	0.0
Other products	745.9	683.4	977.7	841.7	718.8	646.1	664.2	667.3	635.3	730.0	648.3	754.2	8,712.9
Fuel	559.0	508.5	545.4	519.7	520.5	456.6	361.2	340.0	318.3	393.4	452.4	447.8	5,422.8
Flared	4.0	0.0	2.0	0.0	3.0	2.5	0.0	0.0	1.4	0.0	0.0	5.0	17.9
Vented	0.0	0.0	0.0	0.0	0.0	0.0	0.0	0.0	0.0	0.0	0.0	0.0	0.0
Diff and Other	-613.9	-483.8	-812.6	-732.7	-632.1	-247.7	-680.5	-774.4	-849.7	-737.5	-489.0	-430.6	-7,484.5
Process and Frac													
Pentanes Plus	822.9	798.2	1,395.2	1,027.6	948.0	376.9	354.1	360.4	381.3	376.6	350.8	368.9	7,560.9
Propane	0.0	0.0	0.0	0.0	0.0	0.0	0.0	0.0	0.0	0.0	0.0	0.0	0.0
Butanes	0.0	0.0	0.0	0.0	0.0	0.0	0.0	0.0	0.0	0.0	0.0	0.0	0.0
Ethane	0.0	0.0	0.0	0.0	0.0	0.0	0.0	0.0	0.0	0.0	0.0	0.0	0.0
NGL	2,368.2	2,202.4	2,954.4	2,691.8	2,225.0	2,388.1	2,505.8	2,459.0	2,303.1	2,703.7	2,394.6	2,822.5	30,018.6
Sulphur	0.0	0.0	0.0	0.0	0.0	0.0	0.0	0.0	0.0	0.0	0.0	0.0	0.0
Sulphur Closing Inv	0.0	0.0	0.0	0.0	0.0	0.0	0.0	0.0	0.0	0.0	0.0	0.0	0.0

Unit of Measurement: Gas and Gas equivalent products: 1000m3, Liquids: m3, Sulphur: MTS

VPR6200

Facility ID ABGP0001379

Facility Name FERRIER 1-34-40-9W5

Facility Licence # 8286

Facility Operator OHE9 CNRL

Production Month	201701	201702	201703	201704	201705	201706	201707	201708	201709	201710	201711	201712	Totals
Receipts													
Receipts from Alberta Facilities	12,562.5	11,567.9	12,473.5	12,557.3	13,055.7	13,720.6	10,932.6	12,726.1	12,879.3	13,018.1	10,577.7	11,461.0	147,532.3
Receipts from Non-Alberta Facilities	0.0	0.0	0.0	0.0	0.0	0.0	0.0	0.0	0.0	0.0	0.0	0.0	0.0
Dispositions													
Disposition													
Battery	0.0	0.0	0.0	0.0	0.0	0.0	0.0	0.0	0.0	0.0	0.0	0.0	0.0
Gas Gathering System	0.0	0.0	0.0	0.0	0.0	0.0	0.0	0.0	0.0	0.0	0.0	0.0	0.0
Gas Plant	0.0	0.0	0.0	0.0	0.0	0.0	0.0	0.0	0.0	0.0	0.0	0.0	0.0
Injection Facility	0.0	0.0	0.0	0.0	0.0	0.0	0.0	0.0	0.0	0.0	0.0	0.0	0.0
Meter Station	11,860.1	10,847.4	11,680.8	11,815.0	12,245.2	13,022.7	10,307.9	12,018.4	12,080.8	12,235.3	9,939.0	10,762.0	138,814.6
Other	0.0	0.0	0.0	0.0	0.0	0.0	0.0	0.0	0.0	0.0	0.0	0.0	0.0
Alberta Commercial	0.0	0.0	0.0	0.0	0.0	0.0	0.0	0.0	0.0	0.0	0.0	0.0	0.0
Alberta Industrial	0.0	0.0	0.0	0.0	0.0	0.0	0.0	0.0	0.0	0.0	0.0	0.0	0.0
Alberta Residential	0.0	0.0	0.0	0.0	0.0	0.0	0.0	0.0	0.0	0.0	0.0	0.0	0.0
Alberta Elec.Generation	0.0	0.0	0.0	0.0	0.0	0.0	0.0	0.0	0.0	0.0	0.0	0.0	0.0
Shrinkage													
Acid Gas	0.0	0.0	0.0	0.0	0.0	0.0	0.0	0.0	0.0	0.0	0.0	0.0	0.0
Other products	449.7	466.9	542.4	568.4	525.9	544.8	430.8	526.3	539.3	567.6	441.3	495.1	6,098.5
Fuel	376.4	366.0	399.2	392.8	382.8	384.4	349.8	389.4	382.8	406.5	349.7	375.8	4,555.6
Flared	3.4	2.9	3.6	2.6	4.0	3.9	1.9	1.0	1.0	0.4	1.6	1.9	28.2
Vented	0.0	0.0	0.0	0.0	0.0	0.0	0.0	0.0	0.0	0.0	0.0	0.0	0.0
Diff and Other	-127.1	-115.3	-152.5	-221.5	-102.2	-235.2	-157.8	-209.0	-124.6	-191.7	-153.9	-173.8	-1,964.6
Process and Frac													
Pentanes Plus	95.2	39.0	27.2	0.0	7.5	0.0	3.3	0.7	0.5	0.9	4.0	10.7	189.0
Propane	0.0	0.0	0.0	0.0	0.0	0.0	0.0	0.0	0.0	0.0	0.0	0.0	0.0
Butanes	0.0	0.0	0.0	0.0	0.0	0.0	0.0	0.0	0.0	0.0	0.0	0.0	0.0
Ethane	0.0	0.0	0.0	0.0	0.0	0.0	0.0	0.0	0.0	0.0	0.0	0.0	0.0
NGL	1,918.2	2,018.8	2,317.1	2,400.6	2,294.8	2,394.0	1,920.0	2,299.1	2,363.2	2,499.3	1,921.3	2,165.7	26,512.1
Sulphur	0.0	0.0	0.0	0.0	0.0	0.0	0.0	0.0	0.0	0.0	0.0	0.0	0.0
Sulphur Closing Inv	0.0	0.0	0.0	0.0	0.0	0.0	0.0	0.0	0.0	0.0	0.0	0.0	0.0

Unit of Measurement: Gas and Gas equivalent products: 1000m3, Liquids: m3, Sulphur: MTS

VPR6200

Facility ID ABGP0001380

Facility Name CHINCHAGA 1-24-96-5w6

Facility Licence # 17682

Facility Operator OHE9 CNRL

Production Month	201701	201702	201703	201704	201705	201706	201707	201708	201709	201710	201711	201712	Totals
Receipts													
Receipts from Alberta Facilities	13,380.8	11,992.3	12,815.0	12,634.2	12,957.6	12,644.8	12,477.6	7,925.2	12,452.5	12,126.4	9,913.5	9,279.0	140,598.9
Receipts from Non-Alberta Facilities	0.0	0.0	0.0	0.0	0.0	0.0	0.0	0.0	0.0	0.0	0.0	0.0	0.0
Dispositions													
Disposition													
Battery	267.5	281.5	277.5	201.9	201.9	179.1	184.3	118.2	139.8	136.6	156.9	194.0	2,339.2
Gas Gathering System	0.0	0.0	0.0	0.0	0.0	0.0	0.0	0.0	0.0	0.0	0.0	0.0	0.0
Gas Plant	0.0	0.0	0.0	0.0	0.0	0.0	0.0	0.0	0.0	0.0	0.0	0.0	0.0
Injection Facility	0.0	0.0	0.0	0.0	0.0	0.0	0.0	0.0	0.0	0.0	0.0	0.0	0.0
Meter Station	11,421.0	9,995.2	10,793.7	10,821.5	11,264.9	10,716.9	10,775.5	6,768.8	10,905.9	10,359.1	8,310.9	7,432.3	119,565.7
Other	0.0	0.0	0.0	0.0	0.0	0.0	0.0	0.0	0.0	0.0	0.0	0.0	0.0
Alberta Commercial	0.0	0.0	0.0	0.0	0.0	0.0	0.0	0.0	0.0	0.0	0.0	0.0	0.0
Alberta Industrial	0.0	0.0	0.0	0.0	0.0	0.0	0.0	0.0	0.0	0.0	0.0	0.0	0.0
Alberta Residential	0.0	0.0	0.0	0.0	0.0	0.0	0.0	0.0	0.0	0.0	0.0	0.0	0.0
Alberta Elec.Generation	0.0	0.0	0.0	0.0	0.0	0.0	0.0	0.0	0.0	0.0	0.0	0.0	0.0
Shrinkage													
Acid Gas	0.0	0.0	0.0	0.0	0.0	0.0	0.0	0.0	0.0	0.0	0.0	0.0	0.0
Other products	890.5	831.2	1,000.3	893.7	843.9	782.1	977.1	670.1	712.2	753.5	685.5	433.8	9,473.9
Fuel	632.6	584.6	645.5	621.7	641.4	556.3	578.1	438.8	584.4	599.9	575.7	541.7	7,000.7
Flared	1.0	0.8	0.7	6.3	0.8	1.4	1.1	3.1	1.6	10.0	2.5	0.7	30.0
Vented	1.6	1.1	1.3	1.4	2.4	3.0	2.8	2.9	2.1	2.3	1.6	3.6	26.1
Diff and Other	166.6	297.9	96.0	87.7	2.3	406.0	-41.3	-76.7	106.5	265.0	180.4	672.9	2,163.3
Process and Frac													
Pentanes Plus	2,166.1	1,947.9	2,754.3	2,070.6	1,871.1	1,816.9	2,780.5	2,191.1	2,094.7	2,057.2	1,822.6	1,027.1	24,600.1
Propane	0.0	0.0	0.0	0.0	0.0	0.0	0.0	0.0	0.0	0.0	0.0	0.0	0.0
Butanes	0.0	0.0	0.0	0.0	0.0	0.0	0.0	0.0	0.0	0.0	0.0	0.0	0.0
Ethane	0.0	0.0	0.0	0.0	0.0	0.0	0.0	0.0	0.0	0.0	0.0	0.0	0.0
NGL	1,764.7	1,700.2	1,705.4	1,851.2	1,812.3	1,615.3	1,602.7	866.6	1,131.0	1,318.7	1,242.1	875.3	17,485.5
Sulphur	0.0	0.0	0.0	0.0	0.0	0.0	0.0	0.0	0.0	0.0	0.0	0.0	0.0
Sulphur Closing Inv	0.0	0.0	0.0	0.0	0.0	0.0	0.0	0.0	0.0	0.0	0.0	0.0	0.0

Unit of Measurement: Gas and Gas equivalent products: 1000m3, Liquids: m3, Sulphur: MTS

VPR6200
Facility ID ABGP0001383

Facility Name LA GLACE 1-29-75-9w6

Facility Licence # 15732

Facility Operator OHE9 CNRL

Production Month	201701	201702	201703	201704	201705	201706	201707	201708	201709	201710	201711	201712	Totals
Receipts													
Receipts from Alberta Facilities	15,760.2	13,456.7	15,569.3	13,561.2	15,863.6	15,571.9	17,237.5	17,596.2	16,386.6	17,348.1	15,638.9	17,033.7	191,023.9
Receipts from Non-Alberta Facilities	0.0	0.0	0.0	0.0	0.0	0.0	0.0	0.0	0.0	0.0	0.0	0.0	0.0
Dispositions													
Disposition													
Battery	2.0	1.8	2.2	3.2	17.4	14.4	12.0	7.7	6.4	13.4	13.9	14.9	109.3
Gas Gathering System	0.0	0.0	0.0	0.0	0.0	0.0	0.0	0.0	0.0	0.0	0.0	0.0	0.0
Gas Plant	553.6	545.8	509.2	505.4	626.6	506.9	726.7	827.7	778.3	737.1	637.5	721.4	7,676.2
Injection Facility	0.0	0.0	0.0	0.0	0.0	0.0	0.0	0.0	0.0	0.0	0.0	0.0	0.0
Meter Station	14,588.5	12,368.5	14,430.8	12,713.2	14,440.7	14,323.1	15,680.1	16,070.1	14,863.1	15,665.5	14,168.5	15,702.8	175,014.9
Other	0.0	0.0	0.0	0.0	0.0	0.0	0.0	0.0	0.0	0.0	0.0	0.0	0.0
Alberta Commercial	0.0	0.0	0.0	0.0	0.0	0.0	0.0	0.0	0.0	0.0	0.0	0.0	0.0
Alberta Industrial	0.0	0.0	0.0	0.0	0.0	0.0	0.0	0.0	0.0	0.0	0.0	0.0	0.0
Alberta Residential	0.0	0.0	0.0	0.0	0.0	0.0	0.0	0.0	0.0	0.0	0.0	0.0	0.0
Alberta Elec.Generation	0.0	0.0	0.0	0.0	0.0	0.0	0.0	0.0	0.0	0.0	0.0	0.0	0.0
Shrinkage													
Acid Gas	0.0	0.0	0.0	0.0	0.0	0.0	0.0	0.0	0.0	0.0	0.0	0.0	0.0
Other products	162.4	158.5	158.1	125.8	137.3	185.0	180.1	201.9	186.8	225.5	219.5	227.5	2,168.4
Fuel	209.8	178.5	242.6	203.1	239.3	192.6	235.6	234.4	229.6	238.5	232.6	246.7	2,683.3
Flared	34.8	28.9	20.9	22.5	28.5	28.8	17.7	12.6	17.7	25.0	11.3	14.9	263.6
Vented	0.0	0.0	0.0	0.0	0.0	0.0	0.0	0.0	0.0	0.0	0.0	0.0	0.0
Diff and Other	209.1	174.7	205.5	-12.0	373.8	321.1	385.3	241.8	304.7	443.1	355.6	105.5	3,108.2
Process and Frac													
Pentanes Plus	785.8	766.8	764.9	608.9	664.3	895.2	871.5	976.9	903.9	1,091.1	1,062.2	1,100.8	10,492.3
Propane	0.0	0.0	0.0	0.0	0.0	0.0	0.0	0.0	0.0	0.0	0.0	0.0	0.0
Butanes	0.0	0.0	0.0	0.0	0.0	0.0	0.0	0.0	0.0	0.0	0.0	0.0	0.0
Ethane	0.0	0.0	0.0	0.0	0.0	0.0	0.0	0.0	0.0	0.0	0.0	0.0	0.0
NGL	0.0	0.0	0.0	0.0	0.0	0.0	0.0	0.0	0.0	0.0	0.0	0.0	0.0
Sulphur	0.0	0.0	0.0	0.0	0.0	0.0	0.0	0.0	0.0	0.0	0.0	0.0	0.0
Sulphur Closing Inv	0.0	0.0	0.0	0.0	0.0	0.0	0.0	0.0	0.0	0.0	0.0	0.0	0.0

Unit of Measurement: Gas and Gas equivalent products: 1000m3, Liquids: m3, Sulphur: MTS

VPR6200

Facility ID ABGP0001386

Facility Name AMOCO WILLESDEN GREEN

Facility Licence # 9130

Facility Operator OBP8 OBE

Production Month	201701	201702	201703	201704	201705	201706	201707	201708	201709	201710	201711	201712	Totals
Receipts													
Receipts from Alberta Facilities	18,041.5	16,448.9	17,563.3	17,594.0	19,523.6	19,558.1	20,408.7	20,778.8	19,918.5	22,175.3	24,859.4	23,230.0	240,100.1
Receipts from Non-Alberta Facilities	0.0	0.0	0.0	0.0	0.0	0.0	0.0	0.0	0.0	0.0	0.0	0.0	0.0
Dispositions													
Disposition													
Battery	139.8	123.4	130.1	123.3	115.1	89.0	80.9	78.3	0.0	86.9	108.8	135.7	1,211.3
Gas Gathering System	0.0	0.0	0.0	0.0	0.0	0.0	0.0	0.0	0.0	0.0	0.0	0.0	0.0
Gas Plant	0.0	0.0	0.0	0.0	0.0	0.0	0.0	0.0	0.0	0.0	0.0	0.0	0.0
Injection Facility	0.0	0.0	0.0	0.0	0.0	0.0	0.0	0.0	0.0	0.0	0.0	0.0	0.0
Meter Station	16,179.7	14,822.6	15,792.3	15,942.2	17,539.7	17,683.6	18,504.8	18,291.7	18,345.8	20,573.4	22,878.5	21,677.2	218,231.5
Other	0.0	0.0	0.0	0.0	0.0	0.0	0.0	0.0	0.0	0.0	0.0	0.0	0.0
Alberta Commercial	0.0	0.0	0.0	0.0	0.0	0.0	0.0	0.0	0.0	0.0	0.0	0.0	0.0
Alberta Industrial	0.0	0.0	0.0	0.0	0.0	0.0	0.0	0.0	0.0	0.0	0.0	0.0	0.0
Alberta Residential	0.0	0.0	0.0	0.0	0.0	0.0	0.0	0.0	0.0	0.0	0.0	0.0	0.0
Alberta Elec.Generation	0.0	0.0	0.0	0.0	0.0	0.0	0.0	0.0	0.0	0.0	0.0	0.0	0.0
Shrinkage													
Acid Gas	0.0	0.0	0.0	0.0	0.0	0.0	0.0	0.0	0.0	0.0	0.0	0.0	0.0
Other products	993.0	1,014.5	1,044.4	1,035.7	1,176.9	1,133.0	1,299.3	1,237.8	1,158.6	1,184.8	1,332.9	1,211.8	13,822.7
Fuel	296.6	270.3	303.3	286.5	284.9	272.6	293.0	0.0	276.4	291.0	290.4	294.2	3,159.2
Flared	6.0	0.0	7.4	0.0	0.0	0.0	0.0	0.0	0.0	0.4	0.4	2.4	16.6
Vented	0.0	0.0	0.0	0.0	0.0	0.0	0.0	0.0	0.0	0.0	0.0	0.0	0.0
Diff and Other	426.4	218.1	285.8	206.3	407.0	379.9	230.7	1,171.0	137.7	38.8	248.4	-91.3	3,658.8
Process and Frac													
Pentanes Plus	0.0	0.0	0.0	0.0	0.0	0.0	0.0	0.0	0.0	0.0	0.0	0.0	0.0
Propane	0.0	0.0	0.0	0.0	0.0	0.0	0.0	0.0	0.0	0.0	0.0	0.0	0.0
Butanes	0.0	0.0	0.0	0.0	0.0	0.0	0.0	0.0	0.0	0.0	0.0	0.0	0.0
Ethane	0.0	0.0	0.0	0.0	0.0	0.0	0.0	0.0	0.0	0.0	0.0	0.0	0.0
NGL	4,017.0	4,076.7	4,197.5	4,175.0	4,743.8	4,562.9	5,263.2	5,014.2	4,691.6	4,796.3	5,375.3	4,896.9	55,810.4
Sulphur	0.0	0.0	0.0	0.0	0.0	0.0	0.0	0.0	0.0	0.0	0.0	0.0	0.0
Sulphur Closing Inv	0.0	0.0	0.0	0.0	0.0	0.0	0.0	0.0	0.0	0.0	0.0	0.0	0.0

Unit of Measurement: Gas and Gas equivalent products: 1000m3, Liquids: m3, Sulphur: MTS

VPR6200

Facility ID ABGP0001387

Facility Name SEIU LAKE 14-12-26-19W4

Facility Licence # 3623

Facility Operator OHE9 CNRL

Production Month	201701	201702	201703	201704	201705	201706	201707	201708	201709	201710	201711	201712	Totals
Receipts													
Receipts from Alberta Facilities	7,348.3	6,562.4	7,203.3	7,131.5	7,212.3	6,881.9	5,968.8	7,337.0	7,110.0	7,300.5	7,156.3	7,516.3	84,728.6
Receipts from Non-Alberta Facilities	0.0	0.0	0.0	0.0	0.0	0.0	0.0	0.0	0.0	0.0	0.0	0.0	0.0
Dispositions													
Disposition													
Battery	0.0	0.0	0.0	0.0	0.0	0.0	0.0	0.0	0.0	0.0	0.0	0.0	0.0
Gas Gathering System	0.0	0.0	0.0	0.0	0.0	0.0	0.0	0.0	0.0	0.0	0.0	0.0	0.0
Gas Plant	0.0	0.0	0.0	0.0	0.0	0.0	0.0	0.0	0.0	0.0	0.0	0.0	0.0
Injection Facility	0.0	0.0	0.0	0.0	0.0	0.0	0.0	0.0	0.0	0.0	0.0	0.0	0.0
Meter Station	6,751.0	6,011.9	6,674.2	6,711.8	6,840.4	6,400.5	5,752.7	6,736.9	6,818.6	6,743.7	6,474.9	6,814.1	78,730.7
Other	0.0	0.0	0.0	0.0	0.0	0.0	0.0	0.0	0.0	0.0	0.0	0.0	0.0
Alberta Commercial	0.0	0.0	0.0	0.0	0.0	0.0	0.0	0.0	0.0	0.0	0.0	0.0	0.0
Alberta Industrial	0.0	0.0	0.0	0.0	0.0	0.0	0.0	0.0	0.0	0.0	0.0	0.0	0.0
Alberta Residential	0.0	0.0	0.0	0.0	0.0	0.0	0.0	0.0	0.0	0.0	0.0	0.0	0.0
Alberta Elec.Generation	0.0	0.0	0.0	0.0	0.0	0.0	0.0	0.0	0.0	0.0	0.0	0.0	0.0
Shrinkage													
Acid Gas	0.0	0.0	0.0	0.0	0.0	0.0	0.0	0.0	0.0	0.0	0.0	0.0	0.0
Other products	411.7	287.7	320.5	306.2	269.5	403.7	315.0	410.8	408.4	350.6	386.8	484.3	4,355.2
Fuel	232.9	218.7	227.9	210.1	223.6	204.7	153.5	234.8	235.0	192.8	211.8	208.4	2,554.2
Flared	0.1	0.1	0.1	0.1	0.1	0.1	0.1	0.1	0.1	0.1	0.1	0.1	1.2
Vented	0.0	0.0	0.0	0.0	0.0	0.0	0.0	0.0	0.0	0.0	0.0	0.0	0.0
Diff and Other	-47.4	44.0	-19.4	-96.7	-121.3	-127.1	-252.5	-45.6	-352.1	13.3	82.7	9.4	-912.7
Process and Frac													
Pentanes Plus	1,509.2	1,233.7	1,376.0	1,741.0	1,706.6	1,911.5	1,773.1	1,771.3	1,813.5	1,532.0	1,536.8	1,407.5	19,312.2
Propane	1,619.9	1,405.0	1,568.7	1,486.3	1,483.9	1,362.4	1,012.9	1,398.3	1,097.5	979.5	1,005.9	1,186.7	15,607.0
Butanes	1,038.9	944.0	968.8	1,085.9	1,097.6	1,231.0	1,045.0	1,059.4	1,536.0	1,439.6	1,540.3	1,693.0	14,679.5
Ethane	0.0	0.0	0.0	0.0	0.0	0.0	0.0	0.0	0.0	0.0	0.0	0.0	0.0
NGL	0.0	0.0	0.0	0.0	0.0	0.0	0.0	0.0	0.0	0.0	0.0	0.0	0.0
Sulphur	0.0	0.0	0.0	0.0	0.0	0.0	0.0	0.0	0.0	0.0	0.0	0.0	0.0
Sulphur Closing Inv	0.0	0.0	0.0	0.0	0.0	0.0	0.0	0.0	0.0	0.0	0.0	0.0	0.0

Unit of Measurement: Gas and Gas equivalent products: 1000m3, Liquids: m3, Sulphur: MTS

VPR6200

Facility ID ABGP0001392

Facility Name CONOCO PECO

Facility Licence # 11496

Facility Operator A5D4 CVE

Production Month	201701	201702	201703	201704	201705	201706	201707	201708	201709	201710	201711	201712	Totals
Receipts													
Receipts from Alberta Facilities	44,474.8	38,594.4	40,513.3	37,911.4	38,941.8	38,311.3	36,177.1	34,924.0	38,191.0	40,971.1	44,558.3	45,218.7	478,787.2
Receipts from Non-Alberta Facilities	0.0	0.0	0.0	0.0	0.0	0.0	0.0	0.0	0.0	0.0	0.0	0.0	0.0
Dispositions													
Disposition													
Battery	0.0	0.0	0.0	0.0	0.0	0.0	0.0	0.0	0.0	0.0	0.0	0.0	0.0
Gas Gathering System	342.0	304.4	341.5	330.7	345.7	332.8	323.4	321.1	312.2	0.0	0.0	309.4	3,263.2
Gas Plant	0.0	0.0	0.0	0.0	0.0	0.0	0.0	0.0	0.0	0.0	0.0	0.0	0.0
Injection Facility	0.0	0.0	0.0	0.0	0.0	0.0	0.0	0.0	0.0	0.0	0.0	0.0	0.0
Meter Station	42,430.5	36,656.9	38,309.1	35,819.0	36,800.8	36,238.8	34,407.6	32,730.2	35,372.7	37,507.1	41,588.7	42,675.3	450,536.7
Other	0.0	0.0	0.0	0.0	0.0	0.0	0.0	0.0	0.0	0.0	0.0	0.0	0.0
Alberta Commercial	0.0	0.0	0.0	0.0	0.0	0.0	0.0	0.0	0.0	0.0	0.0	0.0	0.0
Alberta Industrial	0.0	0.0	0.0	0.0	0.0	0.0	0.0	0.0	0.0	0.0	0.0	0.0	0.0
Alberta Residential	0.0	0.0	0.0	0.0	0.0	0.0	0.0	0.0	0.0	0.0	0.0	0.0	0.0
Alberta Elec.Generation	0.0	0.0	0.0	0.0	0.0	0.0	0.0	0.0	0.0	0.0	0.0	0.0	0.0
Shrinkage													
Acid Gas	0.0	0.0	0.0	0.0	0.0	0.0	0.0	0.0	0.0	0.0	0.0	0.0	0.0
Other products	1,631.9	1,468.5	1,645.5	1,579.3	1,697.7	1,602.4	1,486.9	1,682.6	2,023.3	2,173.7	2,041.2	2,026.2	21,059.2
Fuel	735.6	645.7	728.7	683.5	704.1	679.8	613.7	671.6	695.4	743.3	735.1	737.9	8,374.4
Flared	5.4	0.7	1.4	0.7	4.4	21.0	48.3	0.8	2.9	1.6	0.1	9.8	97.1
Vented	0.5	1.5	0.5	0.5	0.5	0.5	0.5	0.5	0.6	0.7	0.7	0.7	7.7
Diff and Other	-671.1	-483.3	-513.4	-502.3	-611.4	-564.0	-703.3	-482.8	-216.1	544.7	192.5	-540.6	-4,551.1
Process and Frac													
Pentanes Plus	2,566.7	2,373.1	2,540.1	2,563.7	2,665.6	2,554.5	2,595.0	2,542.1	3,312.8	3,799.2	3,664.9	3,683.2	34,860.9
Propane	0.0	0.0	0.0	0.0	0.0	0.0	0.0	0.0	0.0	0.0	0.0	0.0	0.0
Butanes	0.0	0.0	0.0	0.0	0.0	0.0	0.0	0.0	0.0	0.0	0.0	0.0	0.0
Ethane	0.0	0.0	0.0	0.0	0.0	0.0	0.0	0.0	0.0	0.0	0.0	0.0	0.0
NGL	4,313.1	3,829.4	4,393.3	4,123.8	4,503.0	4,219.1	3,732.7	4,539.5	5,319.1	5,457.0	5,066.4	4,992.4	54,488.8
Sulphur	0.0	0.0	0.0	0.0	0.0	0.0	0.0	0.0	0.0	0.0	0.0	0.0	0.0
Sulphur Closing Inv	0.0	0.0	0.0	0.0	0.0	0.0	0.0	0.0	0.0	0.0	0.0	0.0	0.0

Unit of Measurement: Gas and Gas equivalent products: 1000m3, Liquids: m3, Sulphur: MTS

VPR6200

Facility ID ABGP0001394

Facility Name D Energy Carrot Creek 10-16-53-13W5

Facility Licence # 12316

Facility Operator A68P

Production Month	201701	201702	201703	201704	201705	201706	201707	201708	201709	201710	201711	201712	Totals
Receipts													
Receipts from Alberta Facilities	10,848.2	11,288.8	12,559.7	11,034.2	11,803.9	11,798.9	12,023.0	11,901.4	11,179.5	11,492.3	10,960.2	10,974.0	137,864.1
Receipts from Non-Alberta Facilities	0.0	0.0	0.0	0.0	0.0	0.0	0.0	0.0	0.0	0.0	0.0	0.0	0.0
Dispositions													
Disposition													
Battery	0.0	0.0	0.0	0.0	0.0	0.0	0.0	0.0	0.0	0.0	0.0	0.0	0.0
Gas Gathering System	0.0	0.0	0.0	0.0	0.0	0.0	0.0	0.0	0.0	0.0	0.0	0.0	0.0
Gas Plant	0.0	0.0	0.0	0.0	0.0	0.0	0.0	0.0	0.0	0.0	0.0	0.0	0.0
Injection Facility	0.0	0.0	0.0	0.0	0.0	0.0	0.0	0.0	0.0	0.0	0.0	0.0	0.0
Meter Station	9,750.7	9,922.5	11,433.3	9,933.0	10,619.3	10,724.1	11,196.1	10,669.7	9,890.4	10,116.6	9,691.6	9,629.4	123,576.7
Other	0.0	0.0	0.0	0.0	0.0	0.0	0.0	0.0	0.0	0.0	0.0	0.0	0.0
Alberta Commercial	0.0	0.0	0.0	0.0	0.0	0.0	0.0	0.0	0.0	0.0	0.0	0.0	0.0
Alberta Industrial	0.0	0.0	0.0	0.0	0.0	0.0	0.0	0.0	0.0	0.0	0.0	0.0	0.0
Alberta Residential	0.0	0.0	0.0	0.0	0.0	0.0	0.0	0.0	0.0	0.0	0.0	0.0	0.0
Alberta Elec.Generation	0.0	0.0	0.0	0.0	0.0	0.0	0.0	0.0	0.0	0.0	0.0	0.0	0.0
Shrinkage													
Acid Gas	0.0	0.0	0.0	0.0	0.0	0.0	0.0	0.0	0.0	0.0	0.0	0.0	0.0
Other products	524.1	727.0	768.1	647.2	707.6	680.1	737.0	760.3	777.6	745.4	705.2	731.8	8,511.4
Fuel	500.1	490.2	503.7	510.2	583.4	567.2	524.7	515.2	501.3	538.7	506.3	547.6	6,288.6
Flared	0.0	0.0	0.0	2.0	0.0	2.1	1.0	0.0	0.0	0.0	0.0	0.0	5.1
Vented	0.0	0.0	0.0	0.0	0.0	0.0	0.0	0.0	0.0	0.0	0.0	0.0	0.0
Diff and Other	73.3	149.1	-145.4	-58.2	-106.4	-174.6	-435.8	-43.8	10.2	91.6	57.1	65.2	-517.7
Process and Frac													
Pentanes Plus	882.2	1,092.5	1,267.1	1,035.1	1,111.1	1,077.1	1,082.0	1,038.2	952.9	1,090.9	956.7	988.1	12,573.9
Propane	0.0	0.0	0.0	0.0	0.0	0.0	0.0	0.0	0.0	0.0	0.0	0.0	0.0
Butanes	0.0	0.0	0.0	0.0	0.0	0.0	0.0	0.0	0.0	0.0	0.0	0.0	0.0
Ethane	0.0	0.0	0.0	0.0	0.0	0.0	0.0	0.0	0.0	0.0	0.0	0.0	0.0
NGL	1,448.4	2,133.2	2,154.6	1,843.5	2,016.9	1,924.8	2,176.4	2,284.4	2,429.2	2,165.3	2,114.6	2,198.3	24,889.6
Sulphur	0.0	0.0	0.0	0.0	0.0	0.0	0.0	0.0	0.0	0.0	0.0	0.0	0.0
Sulphur Closing Inv	0.0	0.0	0.0	0.0	0.0	0.0	0.0	0.0	0.0	0.0	0.0	0.0	0.0

Unit of Measurement: Gas and Gas equivalent products: 1000m3, Liquids: m3, Sulphur: MTS

VPR6200

Facility ID ABGP0001401

Facility Name OPAL REDWATER 1-25-57-23 GP

Facility Licence # 13248

Facility Operator ORL9 BAYTEX

Production Month	201701	201702	201703	201704	201705	201706	201707	201708	201709	201710	201711	201712	Totals
Receipts													
Receipts from Alberta Facilities	234.8	194.3	286.3	365.4	301.1	265.0	259.5	240.6	253.3	208.9	175.0	189.1	2,973.3
Receipts from Non-Alberta Facilities	0.0	0.0	0.0	0.0	0.0	0.0	0.0	0.0	0.0	0.0	0.0	0.0	0.0
Dispositions													
Disposition													
Battery	0.0	0.0	0.0	0.0	0.0	0.0	0.0	0.0	0.0	0.0	0.0	0.0	0.0
Gas Gathering System	0.0	0.0	0.0	0.0	0.0	0.0	0.0	0.0	0.0	0.0	0.0	0.0	0.0
Gas Plant	0.0	0.0	0.0	0.0	0.0	0.0	0.0	0.0	0.0	0.0	0.0	0.0	0.0
Injection Facility	0.0	0.0	0.0	0.0	0.0	0.0	0.0	0.0	0.0	0.0	0.0	0.0	0.0
Meter Station	192.9	143.4	218.6	294.7	238.8	205.9	196.2	191.9	198.9	160.1	135.3	137.9	2,314.6
Other	0.0	0.0	0.0	0.0	0.0	0.0	0.0	0.0	0.0	0.0	0.0	0.0	0.0
Alberta Commercial	0.0	0.0	0.0	0.0	0.0	0.0	0.0	0.0	0.0	0.0	0.0	0.0	0.0
Alberta Industrial	0.0	0.0	0.0	0.0	0.0	0.0	0.0	0.0	0.0	0.0	0.0	0.0	0.0
Alberta Residential	0.0	0.0	0.0	0.0	0.0	0.0	0.0	0.0	0.0	0.0	0.0	0.0	0.0
Alberta Elec.Generation	0.0	0.0	0.0	0.0	0.0	0.0	0.0	0.0	0.0	0.0	0.0	0.0	0.0
Shrinkage													
Acid Gas	0.0	0.0	0.0	0.0	0.0	0.0	0.0	0.0	0.0	0.0	0.0	0.0	0.0
Other products	1.2	0.6	1.4	2.7	0.4	0.4	0.5	1.5	1.8	1.7	1.0	1.7	14.9
Fuel	37.2	39.9	48.1	41.0	37.9	36.8	38.0	39.2	39.3	38.8	38.5	37.8	472.5
Flared	0.3	0.1	0.2	0.0	0.0	0.2	0.0	0.2	0.2	0.0	0.0	0.0	1.2
Vented	0.6	0.5	0.6	0.6	1.1	0.6	0.6	0.6	0.6	0.6	0.6	0.6	7.6
Diff and Other	2.6	9.8	17.4	26.4	22.9	21.1	24.2	7.2	12.5	7.7	-0.4	11.1	162.5
Process and Frac													
Pentanes Plus	5.9	3.0	7.0	12.9	1.8	2.0	2.5	7.3	8.7	8.0	5.0	8.4	72.5
Propane	0.0	0.0	0.0	0.0	0.0	0.0	0.0	0.0	0.0	0.0	0.0	0.0	0.0
Butanes	0.0	0.0	0.0	0.0	0.0	0.0	0.0	0.0	0.0	0.0	0.0	0.0	0.0
Ethane	0.0	0.0	0.0	0.0	0.0	0.0	0.0	0.0	0.0	0.0	0.0	0.0	0.0
NGL	0.0	0.0	0.0	0.0	0.0	0.0	0.0	0.0	0.0	0.0	0.0	0.0	0.0
Sulphur	0.0	0.0	0.0	0.0	0.0	0.0	0.0	0.0	0.0	0.0	0.0	0.0	0.0
Sulphur Closing Inv	0.0	0.0	0.0	0.0	0.0	0.0	0.0	0.0	0.0	0.0	0.0	0.0	0.0

Unit of Measurement: Gas and Gas equivalent products: 1000m3, Liquids: m3, Sulphur: MTS

VPR6200

Facility ID ABGP0001407

Facility Name AAV JOFFRE 13-12-038-27W4 GP

Facility Licence # 6658

Facility Operator OTD9 AVN

Production Month	201701	201702	201703	201704	201705	201706	201707	201708	201709	201710	201711	201712	Totals
Receipts													
Receipts from Alberta Facilities	1,030.4	898.5	990.3	1,019.9	1,045.0	917.2	964.0	1,040.5	1,019.9	1,056.4	972.0	998.1	11,952.2
Receipts from Non-Alberta Facilities	0.0	0.0	0.0	0.0	0.0	0.0	0.0	0.0	0.0	0.0	0.0	0.0	0.0
Dispositions													
Disposition													
Battery	0.0	0.0	0.0	0.0	0.0	0.0	0.0	0.0	0.0	0.0	0.0	0.0	0.0
Gas Gathering System	0.0	0.0	0.0	0.0	0.0	0.0	0.0	0.0	0.0	0.0	0.0	0.0	0.0
Gas Plant	0.0	0.0	0.0	0.0	0.0	0.0	0.0	0.0	0.0	0.0	0.0	0.0	0.0
Injection Facility	0.0	0.0	0.0	0.0	0.0	0.0	0.0	0.0	0.0	0.0	0.0	0.0	0.0
Meter Station	963.8	833.3	908.5	944.7	984.2	852.2	895.0	966.9	956.8	984.6	919.5	946.5	11,156.0
Other	0.0	0.0	0.0	0.0	0.0	0.0	0.0	0.0	0.0	0.0	0.0	0.0	0.0
Alberta Commercial	0.0	0.0	0.0	0.0	0.0	0.0	0.0	0.0	0.0	0.0	0.0	0.0	0.0
Alberta Industrial	0.0	0.0	0.0	0.0	0.0	0.0	0.0	0.0	0.0	0.0	0.0	0.0	0.0
Alberta Residential	0.0	0.0	0.0	0.0	0.0	0.0	0.0	0.0	0.0	0.0	0.0	0.0	0.0
Alberta Elec.Generation	0.0	0.0	0.0	0.0	0.0	0.0	0.0	0.0	0.0	0.0	0.0	0.0	0.0
Shrinkage													
Acid Gas	0.0	0.0	0.0	0.0	0.0	0.0	0.0	0.0	0.0	0.0	0.0	0.0	0.0
Other products	29.7	26.1	31.4	21.8	30.3	28.4	28.9	28.1	29.0	24.4	37.0	27.8	342.9
Fuel	35.5	32.0	35.1	32.3	30.5	28.6	29.9	29.8	29.0	31.0	32.6	34.6	380.9
Flared	0.0	0.0	0.0	0.0	0.0	0.0	0.0	0.0	0.0	0.0	0.0	0.0	0.0
Vented	0.0	0.0	0.2	0.1	0.0	0.5	0.3	0.2	0.1	0.5	0.3	0.1	2.3
Diff and Other	1.4	7.1	15.1	21.0	0.0	7.5	9.9	15.5	5.0	15.9	-17.4	-10.9	70.1
Process and Frac													
Pentanes Plus	0.0	0.0	0.0	0.0	0.0	0.0	0.0	0.0	0.0	0.0	0.0	0.0	0.0
Propane	0.0	0.0	0.0	0.0	0.0	0.0	0.0	0.0	0.0	0.0	0.0	0.0	0.0
Butanes	0.0	0.0	0.0	0.0	0.0	0.0	0.0	0.0	0.0	0.0	0.0	0.0	0.0
Ethane	0.0	0.0	0.0	0.0	0.0	0.0	0.0	0.0	0.0	0.0	0.0	0.0	0.0
NGL	125.6	110.7	132.9	92.3	131.2	122.7	124.4	123.0	126.2	105.3	159.0	119.3	1,472.6
Sulphur	0.0	0.0	0.0	0.0	0.0	0.0	0.0	0.0	0.0	0.0	0.0	0.0	0.0
Sulphur Closing Inv	0.0	0.0	0.0	0.0	0.0	0.0	0.0	0.0	0.0	0.0	0.0	0.0	0.0

Unit of Measurement: Gas and Gas equivalent products: 1000m3, Liquids: m3, Sulphur: MTS

VPR6200

Facility ID ABGP0001412

Facility Name ENDIANG 6-28-34-15w4

Facility Licence # 4693

Facility Operator OHE9 CNRL

Production Month	201701	201702	201703	201704	201705	201706	201707	201708	201709	201710	201711	201712	Totals
Receipts													
Receipts from Alberta Facilities	828.6	788.0	869.1	773.9	878.7	876.2	918.9	860.2	877.9	948.7	772.7	781.9	10,174.8
Receipts from Non-Alberta Facilities	0.0	0.0	0.0	0.0	0.0	0.0	0.0	0.0	0.0	0.0	0.0	0.0	0.0
Dispositions													
Disposition													
Battery	0.0	0.0	0.0	0.0	0.0	0.0	0.0	0.0	0.0	0.0	0.0	0.0	0.0
Gas Gathering System	0.0	0.0	0.0	0.0	0.0	0.0	0.0	0.0	0.0	0.0	0.0	0.0	0.0
Gas Plant	0.0	0.0	0.0	0.0	0.0	0.0	0.0	0.0	0.0	0.0	0.0	0.0	0.0
Injection Facility	0.0	0.0	0.0	0.0	0.0	0.0	0.0	0.0	0.0	0.0	0.0	0.0	0.0
Meter Station	767.2	730.7	804.1	699.5	804.5	800.2	840.8	779.4	787.7	851.5	720.8	717.2	9,303.6
Other	0.0	0.0	0.0	0.0	0.0	0.0	0.0	0.0	0.0	0.0	0.0	0.0	0.0
Alberta Commercial	0.0	0.0	0.0	0.0	0.0	0.0	0.0	0.0	0.0	0.0	0.0	0.0	0.0
Alberta Industrial	0.0	0.0	0.0	0.0	0.0	0.0	0.0	0.0	0.0	0.0	0.0	0.0	0.0
Alberta Residential	0.0	0.0	0.0	0.0	0.0	0.0	0.0	0.0	0.0	0.0	0.0	0.0	0.0
Alberta Elec.Generation	0.0	0.0	0.0	0.0	0.0	0.0	0.0	0.0	0.0	0.0	0.0	0.0	0.0
Shrinkage													
Acid Gas	0.0	0.0	0.0	0.0	0.0	0.0	0.0	0.0	0.0	0.0	0.0	0.0	0.0
Other products	4.6	4.1	5.2	3.4	2.4	3.0	2.6	2.9	2.3	4.5	2.2	3.3	40.5
Fuel	73.4	69.9	74.8	66.2	72.2	74.4	77.5	77.0	82.5	90.4	79.7	77.3	915.3
Flared	0.0	0.0	0.0	0.0	0.0	0.0	0.0	0.0	0.0	0.0	0.0	0.0	0.0
Vented	0.1	0.1	0.1	0.1	0.1	0.2	0.2	0.1	0.1	0.2	0.2	0.1	1.6
Diff and Other	-16.7	-16.8	-15.1	4.7	-0.5	-1.6	-2.2	0.8	5.3	2.1	-30.2	-16.0	-86.2
Process and Frac													
Pentanes Plus	0.0	0.0	0.0	0.0	0.0	0.0	0.0	0.0	0.0	0.0	0.0	0.0	0.0
Propane	0.0	0.0	0.0	0.0	0.0	0.0	0.0	0.0	0.0	0.0	0.0	0.0	0.0
Butanes	0.0	0.0	0.0	0.0	0.0	0.0	0.0	0.0	0.0	0.0	0.0	0.0	0.0
Ethane	0.0	0.0	0.0	0.0	0.0	0.0	0.0	0.0	0.0	0.0	0.0	0.0	0.0
NGL	21.1	19.1	23.5	16.0	10.9	13.7	11.8	13.5	10.4	20.0	10.5	14.7	185.2
Sulphur	0.0	0.0	0.0	0.0	0.0	0.0	0.0	0.0	0.0	0.0	0.0	0.0	0.0
Sulphur Closing Inv	0.0	0.0	0.0	0.0	0.0	0.0	0.0	0.0	0.0	0.0	0.0	0.0	0.0

Unit of Measurement: Gas and Gas equivalent products: 1000m3, Liquids: m3, Sulphur: MTS

VPR6200

Facility ID ABGP0001413

Facility Name SUCCESS BERRY GAS PLANT

Facility Licence # 3686

Facility Operator A50K SUCSSRSC

Production Month	201701	201702	201703	201704	201705	201706	201707	201708	201709	201710	201711	201712	Totals
Receipts													
Receipts from Alberta Facilities	1,280.4	1,060.5	1,075.9	902.5	1,129.0	1,099.9	1,039.0	1,309.8	907.6	695.5	1,094.6	1,067.9	12,662.6
Receipts from Non-Alberta Facilities	0.0	0.0	0.0	0.0	0.0	0.0	0.0	0.0	0.0	0.0	0.0	0.0	0.0
Dispositions													
Disposition													
Battery	0.0	0.0	0.0	0.0	0.0	0.0	0.0	0.0	0.0	0.0	0.0	0.0	0.0
Gas Gathering System	0.0	0.0	0.0	0.0	0.0	0.0	0.0	0.0	0.0	0.0	0.0	0.0	0.0
Gas Plant	0.0	0.0	0.0	0.0	0.0	0.0	0.0	0.0	0.0	0.0	0.0	0.0	0.0
Injection Facility	0.0	0.0	0.0	0.0	0.0	0.0	0.0	0.0	0.0	0.0	0.0	0.0	0.0
Meter Station	1,124.3	922.1	933.6	813.9	980.2	948.9	903.1	1,090.0	787.4	600.5	925.4	897.4	10,926.8
Other	0.0	0.0	0.0	0.0	0.0	0.0	0.0	0.0	0.0	0.0	0.0	0.0	0.0
Alberta Commercial	0.0	0.0	0.0	0.0	0.0	0.0	0.0	0.0	0.0	0.0	0.0	0.0	0.0
Alberta Industrial	0.0	0.0	0.0	0.0	0.0	0.0	0.0	0.0	0.0	0.0	0.0	0.0	0.0
Alberta Residential	0.0	0.0	0.0	0.0	0.0	0.0	0.0	0.0	0.0	0.0	0.0	0.0	0.0
Alberta Elec.Generation	0.0	0.0	0.0	0.0	0.0	0.0	0.0	0.0	0.0	0.0	0.0	0.0	0.0
Shrinkage													
Acid Gas	0.0	0.0	0.0	0.0	0.0	0.0	0.0	0.0	0.0	0.0	0.0	0.0	0.0
Other products	8.3	10.6	10.7	11.7	5.5	10.7	10.5	10.3	9.9	8.6	11.1	13.9	121.8
Fuel	103.2	92.5	97.9	94.1	102.1	102.5	101.4	157.5	79.7	59.4	115.3	118.0	1,223.6
Flared	0.0	0.0	0.0	0.0	0.0	0.0	0.0	0.0	0.0	0.0	0.0	0.0	0.0
Vented	0.0	0.0	0.0	0.0	0.0	0.0	0.0	0.0	0.0	0.0	0.0	0.0	0.0
Diff and Other	44.6	35.3	33.7	-17.2	41.2	37.8	24.0	52.0	30.6	27.0	42.8	38.6	390.4
Process and Frac													
Pentanes Plus	0.0	0.0	0.0	0.0	0.0	0.0	0.0	0.0	0.0	0.0	0.0	0.0	0.0
Propane	0.0	0.0	0.0	0.0	0.0	0.0	0.0	0.0	0.0	0.0	0.0	0.0	0.0
Butanes	0.0	0.0	0.0	0.0	0.0	0.0	0.0	0.0	0.0	0.0	0.0	0.0	0.0
Ethane	0.0	0.0	0.0	0.0	0.0	0.0	0.0	0.0	0.0	0.0	0.0	0.0	0.0
NGL	38.7	49.2	50.9	56.2	25.3	50.3	49.7	48.8	46.9	39.7	50.2	56.3	562.2
Sulphur	0.0	0.0	0.0	0.0	0.0	0.0	0.0	0.0	0.0	0.0	0.0	0.0	0.0
Sulphur Closing Inv	0.0	0.0	0.0	0.0	0.0	0.0	0.0	0.0	0.0	0.0	0.0	0.0	0.0

Unit of Measurement: Gas and Gas equivalent products: 1000m3, Liquids: m3, Sulphur: MTS

VPR6200

Facility ID ABGP0001414

Facility Name ALTAGAS PARKLAND

Facility Licence # 1807

Facility Operator A0TK AOP

Production Month	201701	201702	201703	201704	201705	201706	201707	201708	201709	201710	201711	201712	Totals
Receipts													
Receipts from Alberta Facilities	12,158.8	11,627.8	12,722.1	12,144.9	13,174.2	10,724.6	12,589.3	11,940.3	11,351.1	12,198.2	11,848.5	12,206.0	144,685.8
Receipts from Non-Alberta Facilities	0.0	0.0	0.0	0.0	0.0	0.0	0.0	0.0	0.0	0.0	0.0	0.0	0.0
Dispositions													
Disposition													
Battery	0.0	0.0	0.0	0.0	0.0	0.0	0.0	0.0	0.0	0.0	0.0	0.0	0.0
Gas Gathering System	0.0	0.0	0.0	0.0	0.0	0.0	0.0	0.0	0.0	0.0	0.0	0.0	0.0
Gas Plant	0.0	0.0	0.0	0.0	0.0	0.0	0.0	0.0	0.0	0.0	0.0	0.0	0.0
Injection Facility	0.0	0.0	0.0	0.0	0.0	0.0	0.0	0.0	0.0	0.0	0.0	0.0	0.0
Meter Station	11,922.0	11,397.1	12,358.4	11,768.1	12,785.5	10,596.9	12,401.8	11,846.7	11,210.8	11,871.5	11,692.5	12,095.4	141,946.7
Other	0.0	0.0	0.0	0.0	0.0	0.0	0.0	0.0	0.0	0.0	0.0	0.0	0.0
Alberta Commercial	0.0	0.0	0.0	0.0	0.0	0.0	0.0	0.0	0.0	0.0	0.0	0.0	0.0
Alberta Industrial	0.0	0.0	0.0	0.0	0.0	0.0	0.0	0.0	0.0	0.0	0.0	0.0	0.0
Alberta Residential	0.0	0.0	0.0	0.0	0.0	0.0	0.0	0.0	0.0	0.0	0.0	0.0	0.0
Alberta Elec.Generation	88.6	111.1	200.7	233.8	200.7	122.8	163.5	164.3	40.9	203.4	177.3	132.3	1,839.4
Shrinkage													
Acid Gas	0.0	0.0	0.0	0.0	0.0	0.0	0.0	0.0	0.0	0.0	0.0	0.0	0.0
Other products	107.7	92.0	99.7	123.1	120.5	81.3	84.7	81.0	88.0	115.4	107.3	102.7	1,203.4
Fuel	115.7	100.3	108.9	109.8	112.3	86.6	104.8	101.9	92.5	95.8	105.7	106.3	1,240.6
Flared	0.0	0.0	0.0	0.0	0.0	0.0	0.0	0.0	0.0	0.0	0.0	0.0	0.0
Vented	1.7	4.5	3.5	6.6	2.7	29.2	2.1	10.2	2.2	5.0	26.2	2.4	96.3
Diff and Other	-76.9	-77.2	-49.1	-96.5	-47.5	-192.2	-167.6	-263.8	-83.3	-92.9	-260.5	-233.1	-1,640.6
Process and Frac													
Pentanes Plus	521.3	445.1	482.3	595.7	583.1	393.2	409.6	391.7	425.9	558.4	519.0	496.9	5,822.2
Propane	0.0	0.0	0.0	0.0	0.0	0.0	0.0	0.0	0.0	0.0	0.0	0.0	0.0
Butanes	0.0	0.0	0.0	0.0	0.0	0.0	0.0	0.0	0.0	0.0	0.0	0.0	0.0
Ethane	0.0	0.0	0.0	0.0	0.0	0.0	0.0	0.0	0.0	0.0	0.0	0.0	0.0
NGL	0.0	0.0	0.0	0.0	0.0	0.0	0.0	0.0	0.0	0.0	0.0	0.0	0.0
Sulphur	0.0	0.0	0.0	0.0	0.0	0.0	0.0	0.0	0.0	0.0	0.0	0.0	0.0
Sulphur Closing Inv	0.0	0.0	0.0	0.0	0.0	0.0	0.0	0.0	0.0	0.0	0.0	0.0	0.0

Unit of Measurement: Gas and Gas equivalent products: 1000m3, Liquids: m3, Sulphur: MTS

VPR6200

Facility ID ABGP0001418

Facility Name ANTE CREEK 10-4-66-23W5

Facility Licence # 14558

Facility Operator OHE9 CNRL

Production Month	201701	201702	201703	201704	201705	201706	201707	201708	201709	201710	201711	201712	Totals
Receipts													
Receipts from Alberta Facilities	5,867.9	5,578.1	6,214.7	5,477.1	5,413.7	5,150.1	4,952.8	3,927.2	4,613.4	4,774.5	4,870.1	5,019.9	61,859.5
Receipts from Non-Alberta Facilities	0.0	0.0	0.0	0.0	0.0	0.0	0.0	0.0	0.0	0.0	0.0	0.0	0.0
Dispositions													
Disposition													
Battery	0.0	0.0	0.0	0.0	0.0	0.0	0.0	0.0	0.0	0.0	0.0	0.0	0.0
Gas Gathering System	0.0	0.0	0.0	0.0	0.0	0.0	0.0	0.0	0.0	0.0	0.0	0.0	0.0
Gas Plant	0.0	0.0	0.0	0.0	0.0	0.0	0.0	0.0	0.0	0.0	0.0	0.0	0.0
Injection Facility	0.0	0.0	0.0	0.0	0.0	0.0	0.0	0.0	0.0	0.0	0.0	0.0	0.0
Meter Station	5,653.3	5,243.6	5,734.1	5,113.5	5,101.3	4,798.9	4,414.7	3,531.2	4,044.2	4,261.7	4,367.0	4,737.2	57,000.7
Other	0.0	0.0	0.0	0.0	0.0	0.0	0.0	0.0	0.0	0.0	0.0	0.0	0.0
Alberta Commercial	0.0	0.0	0.0	0.0	0.0	0.0	0.0	0.0	0.0	0.0	0.0	0.0	0.0
Alberta Industrial	0.0	0.0	0.0	0.0	0.0	0.0	0.0	0.0	0.0	0.0	0.0	0.0	0.0
Alberta Residential	0.0	0.0	0.0	0.0	0.0	0.0	0.0	0.0	0.0	0.0	0.0	0.0	0.0
Alberta Elec.Generation	0.0	0.0	0.0	0.0	0.0	0.0	0.0	0.0	0.0	0.0	0.0	0.0	0.0
Shrinkage													
Acid Gas	0.0	0.0	0.0	0.0	0.0	0.0	0.0	0.0	0.0	0.0	0.0	0.0	0.0
Other products	246.9	239.9	249.1	222.6	283.3	254.2	221.9	182.6	194.1	177.2	179.6	176.4	2,627.8
Fuel	313.6	287.9	330.9	307.9	301.6	306.6	293.0	224.5	268.5	284.9	280.7	308.1	3,508.2
Flared	3.9	6.4	7.3	11.1	1.1	0.0	12.5	5.0	5.0	6.1	3.0	20.8	82.2
Vented	0.0	0.0	0.0	0.0	0.0	0.0	0.0	0.0	0.0	0.0	0.0	0.0	0.0
Diff and Other	-349.8	-199.7	-106.7	-178.0	-273.6	-209.6	10.7	-16.1	101.6	44.6	39.8	-222.6	-1,359.4
Process and Frac													
Pentanes Plus	0.0	0.0	0.0	0.0	0.0	0.0	0.0	0.0	0.0	0.0	0.0	0.0	0.0
Propane	0.0	0.0	0.0	0.0	0.0	0.0	0.0	0.0	0.0	0.0	0.0	0.0	0.0
Butanes	0.0	0.0	0.0	0.0	0.0	0.0	0.0	0.0	0.0	0.0	0.0	0.0	0.0
Ethane	0.0	0.0	0.0	0.0	0.0	0.0	0.0	0.0	0.0	0.0	0.0	0.0	0.0
NGL	1,008.9	980.7	1,018.4	910.0	1,151.4	1,036.5	908.6	747.8	801.2	734.1	741.1	728.3	10,767.0
Sulphur	0.0	0.0	0.0	0.0	0.0	0.0	0.0	0.0	0.0	0.0	0.0	0.0	0.0
Sulphur Closing Inv	0.0	0.0	0.0	0.0	0.0	0.0	0.0	0.0	0.0	0.0	0.0	0.0	0.0

Unit of Measurement: Gas and Gas equivalent products: 1000m3, Liquids: m3, Sulphur: MTS

VPR6200

Facility ID ABGP0001419

Facility Name BURLINGTON KILLAM NORTH

Facility Licence # 9653

Facility Operator A74Y TIDEWATER

Production Month	201701	201702	201703	201704	201705	201706	201707	201708	201709	201710	201711	201712	Totals
Receipts													
Receipts from Alberta Facilities	2,955.0	3,258.9	3,649.3	3,291.2	3,621.3	3,313.5	2,822.2	2,311.5	4,550.1	4,153.8	4,471.1	4,488.6	42,886.5
Receipts from Non-Alberta Facilities	0.0	0.0	0.0	0.0	0.0	0.0	0.0	0.0	0.0	0.0	0.0	0.0	0.0
Dispositions													
Disposition													
Battery	0.0	0.0	0.0	0.0	0.0	0.0	0.0	0.0	0.0	0.0	0.0	0.0	0.0
Gas Gathering System	0.0	0.0	0.0	0.0	0.0	0.0	0.0	0.0	0.0	0.0	0.0	0.0	0.0
Gas Plant	0.0	0.0	0.0	0.0	0.0	0.0	0.0	0.0	0.0	0.0	0.0	0.0	0.0
Injection Facility	0.0	0.0	0.0	0.0	0.0	0.0	0.0	0.0	0.0	0.0	0.0	0.0	0.0
Meter Station	2,731.5	3,059.2	3,436.7	3,074.8	3,397.4	3,104.9	2,659.8	2,186.4	4,333.8	3,975.4	4,300.4	4,315.9	40,576.2
Other	0.0	0.0	0.0	0.0	0.0	0.0	0.0	0.0	0.0	0.0	0.0	0.0	0.0
Alberta Commercial	0.0	0.0	0.0	0.0	0.0	0.0	0.0	0.0	0.0	0.0	0.0	0.0	0.0
Alberta Industrial	0.0	0.0	0.0	0.0	0.0	0.0	0.0	0.0	0.0	0.0	0.0	0.0	0.0
Alberta Residential	0.0	0.0	0.0	0.0	0.0	0.0	0.0	0.0	0.0	0.0	0.0	0.0	0.0
Alberta Elec.Generation	0.0	0.0	0.0	0.0	0.0	0.0	0.0	0.0	0.0	0.0	0.0	0.0	0.0
Shrinkage													
Acid Gas	0.0	0.0	0.0	0.0	0.0	0.0	0.0	0.0	0.0	0.0	0.0	0.0	0.0
Other products	4.2	5.3	6.8	6.9	6.7	2.6	7.4	2.2	3.0	5.2	4.2	4.7	59.2
Fuel	183.5	172.6	194.4	184.3	193.7	181.0	142.8	109.4	203.5	189.7	207.6	213.7	2,176.2
Flared	0.0	0.0	0.0	0.0	0.0	0.0	0.0	0.0	0.0	0.0	0.0	0.0	0.0
Vented	0.0	0.0	0.0	0.0	0.0	0.0	0.0	0.8	0.3	0.3	0.3	0.0	1.7
Diff and Other	35.8	21.8	11.4	25.2	23.5	25.0	12.2	12.7	9.5	-16.8	-41.4	-45.7	73.2
Process and Frac													
Pentanes Plus	20.2	25.7	32.9	33.5	32.3	12.5	35.9	10.5	14.7	25.2	20.4	22.5	286.3
Propane	0.0	0.0	0.0	0.0	0.0	0.0	0.0	0.0	0.0	0.0	0.0	0.0	0.0
Butanes	0.0	0.0	0.0	0.0	0.0	0.0	0.0	0.0	0.0	0.0	0.0	0.0	0.0
Ethane	0.0	0.0	0.0	0.0	0.0	0.0	0.0	0.0	0.0	0.0	0.0	0.0	0.0
NGL	0.0	0.0	0.0	0.0	0.0	0.0	0.0	0.0	0.0	0.0	0.0	0.0	0.0
Sulphur	0.0	0.0	0.0	0.0	0.0	0.0	0.0	0.0	0.0	0.0	0.0	0.0	0.0
Sulphur Closing Inv	0.0	0.0	0.0	0.0	0.0	0.0	0.0	0.0	0.0	0.0	0.0	0.0	0.0

Unit of Measurement: Gas and Gas equivalent products: 1000m3, Liquids: m3, Sulphur: MTS

VPR6200

Facility ID ABGP0001423

Facility Name STAR SWAN HILLS

Facility Licence # 31225

Facility Operator 0G30

Production Month	201701	201702	201703	201704	201705	201706	201707	201708	201709	201710	201711	201712	Totals
Receipts													
Receipts from Alberta Facilities	0.0	0.0	0.0	0.0	0.0	0.0	0.0	0.0	0.0	0.0	0.0	0.0	0.0
Receipts from Non-Alberta Facilities	0.0	0.0	0.0	0.0	0.0	0.0	0.0	0.0	0.0	0.0	0.0	0.0	0.0
Dispositions													
Disposition													
Battery	0.0	0.0	0.0	0.0	0.0	0.0	0.0	0.0	0.0	0.0	0.0	0.0	0.0
Gas Gathering System	0.0	0.0	0.0	0.0	0.0	0.0	0.0	0.0	0.0	0.0	0.0	0.0	0.0
Gas Plant	0.0	0.0	0.0	0.0	0.0	0.0	0.0	0.0	0.0	0.0	0.0	0.0	0.0
Injection Facility	0.0	0.0	0.0	0.0	0.0	0.0	0.0	0.0	0.0	0.0	0.0	0.0	0.0
Meter Station	0.0	0.0	0.0	0.0	0.0	0.0	0.0	0.0	0.0	0.0	0.0	0.0	0.0
Other	0.0	0.0	0.0	0.0	0.0	0.0	0.0	0.0	0.0	0.0	0.0	0.0	0.0
Alberta Commercial	0.0	0.0	0.0	0.0	0.0	0.0	0.0	0.0	0.0	0.0	0.0	0.0	0.0
Alberta Industrial	0.0	0.0	0.0	0.0	0.0	0.0	0.0	0.0	0.0	0.0	0.0	0.0	0.0
Alberta Residential	0.0	0.0	0.0	0.0	0.0	0.0	0.0	0.0	0.0	0.0	0.0	0.0	0.0
Alberta Elec.Generation	0.0	0.0	0.0	0.0	0.0	0.0	0.0	0.0	0.0	0.0	0.0	0.0	0.0
Shrinkage													
Acid Gas	0.0	0.0	0.0	0.0	0.0	0.0	0.0	0.0	0.0	0.0	0.0	0.0	0.0
Other products	0.0	0.0	0.0	0.0	0.0	0.0	0.0	0.0	0.0	0.0	0.0	0.0	0.0
Fuel	0.0	0.0	0.0	0.0	0.0	0.0	0.0	0.0	0.0	0.0	0.0	0.0	0.0
Flared	0.0	0.0	0.0	0.0	0.0	0.0	0.0	0.0	0.0	0.0	0.0	0.0	0.0
Vented	0.0	0.0	0.0	0.0	0.0	0.0	0.0	0.0	0.0	0.0	0.0	0.0	0.0
Diff and Other	0.0	0.0	0.0	0.0	0.0	0.0	0.0	0.0	0.0	0.0	0.0	0.0	0.0
Process and Frac													
Pentanes Plus	0.0	0.0	0.0	0.0	0.0	0.0	0.0	0.0	0.0	0.0	0.0	0.0	0.0
Propane	0.0	0.0	0.0	0.0	0.0	0.0	0.0	0.0	0.0	0.0	0.0	0.0	0.0
Butanes	0.0	0.0	0.0	0.0	0.0	0.0	0.0	0.0	0.0	0.0	0.0	0.0	0.0
Ethane	0.0	0.0	0.0	0.0	0.0	0.0	0.0	0.0	0.0	0.0	0.0	0.0	0.0
NGL	0.0	0.0	0.0	0.0	0.0	0.0	0.0	0.0	0.0	0.0	0.0	0.0	0.0
Sulphur	0.0	0.0	0.0	0.0	0.0	0.0	0.0	0.0	0.0	0.0	0.0	0.0	0.0
Sulphur Closing Inv	0.0	0.0	0.0	0.0	0.0	0.0	0.0	0.0	0.0	0.0	0.0	0.0	0.0

Unit of Measurement: Gas and Gas equivalent products: 1000m3, Liquids: m3, Sulphur: MTS

VPR6200

Facility ID ABGP0001424

Facility Name AEC HILL

Facility Licence # 22199

Facility Operator A73W

Production Month	201701	201702	201703	201704	201705	201706	201707	201708	201709	201710	201711	201712	Totals
Receipts													
Receipts from Alberta Facilities	873.8	712.0	820.1	811.8	828.9	629.3	881.0	849.8	779.5	748.7	729.2	735.7	9,399.8
Receipts from Non-Alberta Facilities	0.0	0.0	0.0	0.0	0.0	0.0	0.0	0.0	0.0	0.0	0.0	0.0	0.0
Dispositions													
Disposition													
Battery	0.0	0.0	0.0	0.0	0.0	0.0	0.0	0.0	0.0	0.0	0.0	0.0	0.0
Gas Gathering System	0.0	0.0	0.0	0.0	0.0	0.0	0.0	0.0	0.0	0.0	0.0	0.0	0.0
Gas Plant	0.0	0.0	0.0	0.0	0.0	0.0	0.0	0.0	0.0	0.0	0.0	0.0	0.0
Injection Facility	0.0	0.0	0.0	0.0	0.0	0.0	0.0	0.0	0.0	0.0	0.0	0.0	0.0
Meter Station	858.1	713.6	820.1	789.6	808.4	613.7	857.6	822.2	773.9	748.7	708.0	714.0	9,227.9
Other	0.0	0.0	0.0	0.0	0.0	0.0	0.0	0.0	0.0	0.0	0.0	0.0	0.0
Alberta Commercial	0.0	0.0	0.0	0.0	0.0	0.0	0.0	0.0	0.0	0.0	0.0	0.0	0.0
Alberta Industrial	0.0	0.0	0.0	0.0	0.0	0.0	0.0	0.0	0.0	0.0	0.0	0.0	0.0
Alberta Residential	0.0	0.0	0.0	0.0	0.0	0.0	0.0	0.0	0.0	0.0	0.0	0.0	0.0
Alberta Elec.Generation	0.0	0.0	0.0	0.0	0.0	0.0	0.0	0.0	0.0	0.0	0.0	0.0	0.0
Shrinkage													
Acid Gas	0.0	0.0	0.0	0.0	0.0	0.0	0.0	0.0	0.0	0.0	0.0	0.0	0.0
Other products	0.0	0.0	0.0	0.0	0.0	0.0	0.0	0.0	0.0	0.0	7.3	1.7	9.0
Fuel	0.0	0.0	0.0	0.0	0.0	0.0	0.0	0.0	0.0	0.0	0.0	7.8	7.8
Flared	0.0	0.0	0.0	0.0	0.0	0.0	0.0	0.0	0.0	0.0	0.0	0.0	0.0
Vented	0.0	0.0	0.0	0.0	0.0	0.0	0.0	0.0	0.0	0.0	0.0	0.0	0.0
Diff and Other	15.7	-1.6	0.0	22.2	20.5	15.6	23.4	27.6	5.6	0.0	13.9	12.2	155.1
Process and Frac													
Pentanes Plus	0.0	0.0	0.0	0.0	0.0	0.0	0.0	0.0	0.0	0.0	35.2	8.3	43.5
Propane	0.0	0.0	0.0	0.0	0.0	0.0	0.0	0.0	0.0	0.0	0.0	0.0	0.0
Butanes	0.0	0.0	0.0	0.0	0.0	0.0	0.0	0.0	0.0	0.0	0.0	0.0	0.0
Ethane	0.0	0.0	0.0	0.0	0.0	0.0	0.0	0.0	0.0	0.0	0.0	0.0	0.0
NGL	0.0	0.0	0.0	0.0	0.0	0.0	0.0	0.0	0.0	0.0	0.0	0.0	0.0
Sulphur	0.0	0.0	0.0	0.0	0.0	0.0	0.0	0.0	0.0	0.0	0.0	0.0	0.0
Sulphur Closing Inv	0.0	0.0	0.0	0.0	0.0	0.0	0.0	0.0	0.0	0.0	0.0	0.0	0.0

Unit of Measurement: Gas and Gas equivalent products: 1000m3, Liquids: m3, Sulphur: MTS

VPR6200

Facility ID ABGP0001425

Facility Name PENGROWTH MKWAN 102/09-21-038-23W4

Facility Licence # 6609

Facility Operator A7H2 SOC

Production Month	201701	201702	201703	201704	201705	201706	201707	201708	201709	201710	201711	201712	Totals
Receipts													
Receipts from Alberta Facilities	233.1	189.6	291.2	276.3	291.8	265.4	279.5	267.8	259.1	254.7	231.7	254.2	3,094.4
Receipts from Non-Alberta Facilities	0.0	0.0	0.0	0.0	0.0	0.0	0.0	0.0	0.0	0.0	0.0	0.0	0.0
Dispositions													
Disposition													
Battery	9.3	8.4	9.3	8.7	9.0	8.7	9.0	9.0	8.7	9.0	8.7	9.0	106.8
Gas Gathering System	0.0	0.0	0.0	0.0	0.0	0.0	0.0	0.0	0.0	0.0	0.0	0.0	0.0
Gas Plant	0.0	0.0	0.0	0.0	0.0	0.0	0.0	0.0	0.0	0.0	0.0	0.0	0.0
Injection Facility	0.0	0.0	0.0	0.0	0.0	0.0	0.0	0.0	0.0	0.0	0.0	0.0	0.0
Meter Station	202.0	160.1	235.3	215.0	232.0	209.3	217.5	204.1	202.1	203.7	187.2	187.1	2,455.4
Other	0.0	0.0	0.0	0.0	0.0	0.0	0.0	0.0	0.0	0.0	0.0	0.0	0.0
Alberta Commercial	0.0	0.0	0.0	0.0	0.0	0.0	0.0	0.0	0.0	0.0	0.0	0.0	0.0
Alberta Industrial	0.0	0.0	0.0	0.0	0.0	0.0	0.0	0.0	0.0	0.0	0.0	0.0	0.0
Alberta Residential	0.0	0.0	0.0	0.0	0.0	0.0	0.0	0.0	0.0	0.0	0.0	0.0	0.0
Alberta Elec.Generation	0.0	0.0	0.0	0.0	0.0	0.0	0.0	0.0	0.0	0.0	0.0	0.0	0.0
Shrinkage													
Acid Gas	0.0	0.0	0.0	0.0	0.0	0.0	0.0	0.0	0.0	0.0	0.0	0.0	0.0
Other products	14.0	6.2	6.8	14.2	7.0	11.4	11.1	10.6	6.3	7.3	14.6	13.0	122.5
Fuel	28.5	23.7	27.4	26.4	27.5	24.7	23.7	21.6	21.3	22.4	23.8	26.1	297.1
Flared	0.0	0.0	0.0	0.0	0.0	0.0	0.0	0.0	0.0	0.0	0.0	0.0	0.0
Vented	0.0	0.0	0.0	0.0	0.0	0.0	0.0	0.0	0.0	0.0	0.0	0.0	0.0
Diff and Other	-20.7	-8.8	12.4	12.0	16.3	11.3	18.2	22.5	20.7	12.3	-2.6	19.0	112.6
Process and Frac													
Pentanes Plus	0.0	0.0	0.0	0.0	0.0	0.0	0.0	0.0	0.0	0.0	0.0	0.0	0.0
Propane	0.0	0.0	0.0	0.0	0.0	0.0	0.0	0.0	0.0	0.0	0.0	0.0	0.0
Butanes	0.0	0.0	0.0	0.0	0.0	0.0	0.0	0.0	0.0	0.0	0.0	0.0	0.0
Ethane	0.0	0.0	0.0	0.0	0.0	0.0	0.0	0.0	0.0	0.0	0.0	0.0	0.0
NGL	58.0	25.4	27.6	58.1	28.7	47.0	45.5	43.6	25.9	30.0	60.1	52.8	502.7
Sulphur	0.0	0.0	0.0	0.0	0.0	0.0	0.0	0.0	0.0	0.0	0.0	0.0	0.0
Sulphur Closing Inv	0.0	0.0	0.0	0.0	0.0	0.0	0.0	0.0	0.0	0.0	0.0	0.0	0.0

Unit of Measurement: Gas and Gas equivalent products: 1000m3, Liquids: m3, Sulphur: MTS

VPR6200

Facility ID ABGP0001429

Facility Name TARRAGON SWALWELL

Facility Licence # 4023

Facility Operator A1H9 EMBER

Production Month	201701	201702	201703	201704	201705	201706	201707	201708	201709	201710	201711	201712	Totals
Receipts													
Receipts from Alberta Facilities	5,935.2	5,408.7	5,950.4	5,878.9	4,441.1	5,987.6	6,154.3	6,213.7	5,930.6	6,234.3	5,864.7	5,823.5	69,823.0
Receipts from Non-Alberta Facilities	0.0	0.0	0.0	0.0	0.0	0.0	0.0	0.0	0.0	0.0	0.0	0.0	0.0
Dispositions													
Disposition													
Battery	0.0	0.0	0.0	0.0	0.0	0.0	0.0	0.0	0.0	0.0	0.0	0.0	0.0
Gas Gathering System	0.0	0.0	0.0	0.0	0.0	0.0	0.0	0.0	0.0	0.0	0.0	0.0	0.0
Gas Plant	0.0	0.0	0.0	0.0	0.0	0.0	0.0	0.0	0.0	0.0	0.0	0.0	0.0
Injection Facility	0.0	0.0	0.0	0.0	0.0	0.0	0.0	0.0	0.0	0.0	0.0	0.0	0.0
Meter Station	5,355.7	4,802.5	5,322.6	5,199.6	4,235.3	5,413.9	5,508.8	5,490.7	5,330.5	5,549.3	5,282.7	5,133.0	62,624.6
Other	0.0	0.0	0.0	0.0	0.0	0.0	0.0	0.0	0.0	0.0	0.0	0.0	0.0
Alberta Commercial	0.0	0.0	0.0	0.0	0.0	0.0	0.0	0.0	0.0	0.0	0.0	0.0	0.0
Alberta Industrial	0.0	0.0	0.0	0.0	0.0	0.0	0.0	0.0	0.0	0.0	0.0	0.0	0.0
Alberta Residential	0.0	0.0	0.0	0.0	0.0	0.0	0.0	0.0	0.0	0.0	0.0	0.0	0.0
Alberta Elec.Generation	0.0	0.0	0.0	0.0	0.0	0.0	0.0	0.0	0.0	0.0	0.0	0.0	0.0
Shrinkage													
Acid Gas	0.0	0.0	0.0	0.0	0.0	0.0	0.0	0.0	0.0	0.0	0.0	0.0	0.0
Other products	70.5	57.0	72.7	60.5	75.4	53.8	58.6	59.5	60.2	61.4	68.6	50.7	748.9
Fuel	337.2	308.0	304.2	291.0	250.0	312.0	329.4	345.9	330.9	344.9	322.5	331.3	3,807.3
Flared	0.2	0.1	0.3	0.1	2.3	4.6	0.2	0.5	1.4	0.0	0.0	0.0	9.7
Vented	0.0	0.0	0.0	0.0	0.0	0.0	0.0	0.0	0.0	0.0	0.0	0.0	0.0
Diff and Other	171.6	241.1	250.6	327.7	-121.9	203.3	257.3	317.1	207.6	278.7	190.9	308.5	2,632.5
Process and Frac													
Pentanes Plus	4.5	6.6	4.2	1.7	0.0	0.0	0.0	1.2	0.3	3.6	3.8	0.0	25.9
Propane	0.0	0.0	0.0	0.0	0.0	0.0	0.0	0.0	0.0	0.0	0.0	0.0	0.0
Butanes	0.0	0.0	0.0	0.0	0.0	0.0	0.0	0.0	0.0	0.0	0.0	0.0	0.0
Ethane	0.0	0.0	0.0	0.0	0.0	0.0	0.0	0.0	0.0	0.0	0.0	0.0	0.0
NGL	311.2	249.7	319.1	273.5	337.6	239.2	260.7	263.7	268.9	272.2	302.2	224.8	3,322.8
Sulphur	0.0	0.0	0.0	0.0	0.0	0.0	0.0	0.0	0.0	0.0	0.0	0.0	0.0
Sulphur Closing Inv	0.0	0.0	0.0	0.0	0.0	0.0	0.0	0.0	0.0	0.0	0.0	0.0	0.0

Unit of Measurement: Gas and Gas equivalent products: 1000m3, Liquids: m3, Sulphur: MTS

VPR6200

Facility ID ABGP0001434

Facility Name PANCDN HUSSAR

Facility Licence # 3473

Facility Operator 0026 ECA

Production Month	201701	201702	201703	201704	201705	201706	201707	201708	201709	201710	201711	201712	Totals
Receipts													
Receipts from Alberta Facilities	20,159.0	19,480.6	23,420.6	18,715.7	19,036.0	17,697.2	16,920.6	16,476.9	15,453.4	15,397.4	19,180.2	15,799.1	217,736.7
Receipts from Non-Alberta Facilities	0.0	0.0	0.0	0.0	0.0	0.0	0.0	0.0	0.0	0.0	0.0	0.0	0.0
Dispositions													
Disposition													
Battery	65.1	58.8	65.1	63.0	65.1	63.0	65.1	65.1	63.0	65.1	63.0	65.1	766.5
Gas Gathering System	19,811.9	19,195.8	23,160.5	18,777.3	19,041.5	17,649.2	16,555.2	16,252.7	15,255.7	14,983.1	18,815.9	15,370.3	214,869.1
Gas Plant	0.0	0.0	0.0	0.0	0.0	0.0	0.0	0.0	0.0	0.0	0.0	0.0	0.0
Injection Facility	0.0	0.0	0.0	0.0	0.0	0.0	0.0	0.0	0.0	0.0	0.0	0.0	0.0
Meter Station	0.0	0.0	0.0	0.0	0.0	0.0	0.0	0.0	0.0	0.0	0.0	0.0	0.0
Other	0.0	0.0	0.0	0.0	0.0	0.0	0.0	0.0	0.0	0.0	0.0	0.0	0.0
Alberta Commercial	0.0	0.0	0.0	0.0	0.0	0.0	0.0	0.0	0.0	0.0	0.0	0.0	0.0
Alberta Industrial	0.0	0.0	0.0	0.0	0.0	0.0	0.0	0.0	0.0	0.0	0.0	0.0	0.0
Alberta Residential	0.0	0.0	0.0	0.0	0.0	0.0	0.0	0.0	0.0	0.0	0.0	0.0	0.0
Alberta Elec.Generation	0.0	0.0	0.0	0.0	0.0	0.0	0.0	0.0	0.0	0.0	0.0	0.0	0.0
Shrinkage													
Acid Gas	0.0	0.0	0.0	0.0	0.0	0.0	0.0	0.0	0.0	0.0	0.0	0.0	0.0
Other products	222.7	209.5	246.9	156.1	151.8	158.1	144.4	138.3	127.2	130.1	215.1	157.2	2,057.4
Fuel	762.0	777.8	637.7	635.7	680.4	670.7	467.1	568.0	580.5	526.2	674.6	606.7	7,587.4
Flared	0.0	0.1	4.3	0.0	1.1	2.7	0.0	0.0	0.0	0.0	0.0	0.0	8.2
Vented	0.0	0.6	0.0	1.4	0.0	0.0	0.0	0.0	0.0	0.0	0.0	0.0	2.0
Diff and Other	-702.7	-762.0	-693.9	-917.8	-903.9	-846.5	-311.2	-547.2	-573.0	-307.1	-588.4	-400.2	-7,553.9
Process and Frac													
Pentanes Plus	267.9	256.2	300.5	222.7	195.9	302.7	250.7	308.9	235.4	215.6	285.4	211.9	3,053.8
Propane	0.0	0.0	0.0	0.0	0.0	0.0	0.0	0.0	0.0	0.0	0.0	0.0	0.0
Butanes	0.0	0.0	0.0	0.0	0.0	0.0	0.0	0.0	0.0	0.0	0.0	0.0	0.0
Ethane	0.0	0.0	0.0	0.0	0.0	0.0	0.0	0.0	0.0	0.0	0.0	0.0	0.0
NGL	692.2	649.7	767.3	449.5	461.2	399.4	385.4	309.4	325.8	355.1	647.4	470.5	5,912.9
Sulphur	0.0	0.0	0.0	0.0	0.0	0.0	0.0	0.0	0.0	0.0	0.0	0.0	0.0
Sulphur Closing Inv	0.0	0.0	0.0	0.0	0.0	0.0	0.0	0.0	0.0	0.0	0.0	0.0	0.0

Unit of Measurement: Gas and Gas equivalent products: 1000m3, Liquids: m3, Sulphur: MTS

VPR6200

Facility ID ABGP0001436

Facility Name CONOCO JOARVIE

Facility Licence # 13820

Facility Operator 0AW4

Production Month	201701	201702	201703	201704	201705	201706	201707	201708	201709	201710	201711	201712	Totals
	SHUTIN	SHUTIN	SHUTIN	SHUTIN	SHUTIN	SHUTIN	SHUTIN	SHUTIN	SHUTIN	SHUTIN			
Receipts													
Receipts from Alberta Facilities	0.0	0.0	0.0	0.0	0.0	0.0	0.0	0.0	0.0	0.0	0.0	0.0	0.0
Receipts from Non-Alberta Facilities	0.0	0.0	0.0	0.0	0.0	0.0	0.0	0.0	0.0	0.0	0.0	0.0	0.0
Dispositions													
Disposition													
Battery	0.0	0.0	0.0	0.0	0.0	0.0	0.0	0.0	0.0	0.0	0.0	0.0	0.0
Gas Gathering System	0.0	0.0	0.0	0.0	0.0	0.0	0.0	0.0	0.0	0.0	0.0	0.0	0.0
Gas Plant	0.0	0.0	0.0	0.0	0.0	0.0	0.0	0.0	0.0	0.0	0.0	0.0	0.0
Injection Facility	0.0	0.0	0.0	0.0	0.0	0.0	0.0	0.0	0.0	0.0	0.0	0.0	0.0
Meter Station	0.0	0.0	0.0	0.0	0.0	0.0	0.0	0.0	0.0	0.0	0.0	0.0	0.0
Other	0.0	0.0	0.0	0.0	0.0	0.0	0.0	0.0	0.0	0.0	0.0	0.0	0.0
Alberta Commercial	0.0	0.0	0.0	0.0	0.0	0.0	0.0	0.0	0.0	0.0	0.0	0.0	0.0
Alberta Industrial	0.0	0.0	0.0	0.0	0.0	0.0	0.0	0.0	0.0	0.0	0.0	0.0	0.0
Alberta Residential	0.0	0.0	0.0	0.0	0.0	0.0	0.0	0.0	0.0	0.0	0.0	0.0	0.0
Alberta Elec.Generation	0.0	0.0	0.0	0.0	0.0	0.0	0.0	0.0	0.0	0.0	0.0	0.0	0.0
Shrinkage													
Acid Gas	0.0	0.0	0.0	0.0	0.0	0.0	0.0	0.0	0.0	0.0	0.0	0.0	0.0
Other products	0.0	0.0	0.0	0.0	0.0	0.0	0.0	0.0	0.0	0.0	0.0	0.0	0.0
Fuel	0.0	0.0	0.0	0.0	0.0	0.0	0.0	0.0	0.0	0.0	0.0	0.0	0.0
Flared	0.0	0.0	0.0	0.0	0.0	0.0	0.0	0.0	0.0	0.0	0.0	0.0	0.0
Vented	0.0	0.0	0.0	0.0	0.0	0.0	0.0	0.0	0.0	0.0	0.0	0.0	0.0
Diff and Other	0.0	0.0	0.0	0.0	0.0	0.0	0.0	0.0	0.0	0.0	0.0	0.0	0.0
Process and Frac													
Pentanes Plus	0.0	0.0	0.0	0.0	0.0	0.0	0.0	0.0	0.0	0.0	0.0	0.0	0.0
Propane	0.0	0.0	0.0	0.0	0.0	0.0	0.0	0.0	0.0	0.0	0.0	0.0	0.0
Butanes	0.0	0.0	0.0	0.0	0.0	0.0	0.0	0.0	0.0	0.0	0.0	0.0	0.0
Ethane	0.0	0.0	0.0	0.0	0.0	0.0	0.0	0.0	0.0	0.0	0.0	0.0	0.0
NGL	0.0	0.0	0.0	0.0	0.0	0.0	0.0	0.0	0.0	0.0	0.0	0.0	0.0
Sulphur	0.0	0.0	0.0	0.0	0.0	0.0	0.0	0.0	0.0	0.0	0.0	0.0	0.0
Sulphur Closing Inv	0.0	0.0	0.0	0.0	0.0	0.0	0.0	0.0	0.0	0.0	0.0	0.0	0.0

VPR6200
Facility ID ABGP0001440

Facility Name ENERMARK CHIGWELL

Facility Licence # 9025

Facility Operator A1H9 EMBER

Production Month	201701	201702	201703	201704	201705	201706	201707	201708	201709	201710	201711	201712	Totals
				SHUTIN	SHUTIN	SHUTIN	SHUTIN		SHUTIN	SHUTIN	SHUTIN	SHUTIN	
Receipts													
Receipts from Alberta Facilities	712.1	598.6	0.0	0.0	0.0	0.0	0.0	0.0	0.0	0.0	0.0	0.0	1,310.7
Receipts from Non-Alberta Facilities	0.0	0.0	0.0	0.0	0.0	0.0	0.0	0.0	0.0	0.0	0.0	0.0	0.0
Dispositions													
Disposition													
Battery	0.0	0.0	0.0	0.0	0.0	0.0	0.0	0.0	0.0	0.0	0.0	0.0	0.0
Gas Gathering System	0.0	0.0	0.0	0.0	0.0	0.0	0.0	0.0	0.0	0.0	0.0	0.0	0.0
Gas Plant	0.0	0.0	0.0	0.0	0.0	0.0	0.0	0.0	0.0	0.0	0.0	0.0	0.0
Injection Facility	0.0	0.0	0.0	0.0	0.0	0.0	0.0	0.0	0.0	0.0	0.0	0.0	0.0
Meter Station	606.2	495.3	0.0	0.0	0.0	0.0	0.0	0.0	0.0	0.0	0.0	0.0	1,101.5
Other	0.0	0.0	0.0	0.0	0.0	0.0	0.0	0.0	0.0	0.0	0.0	0.0	0.0
Alberta Commercial	0.0	0.0	0.0	0.0	0.0	0.0	0.0	0.0	0.0	0.0	0.0	0.0	0.0
Alberta Industrial	0.0	0.0	0.0	0.0	0.0	0.0	0.0	0.0	0.0	0.0	0.0	0.0	0.0
Alberta Residential	0.0	0.0	0.0	0.0	0.0	0.0	0.0	0.0	0.0	0.0	0.0	0.0	0.0
Alberta Elec.Generation	0.0	0.0	0.0	0.0	0.0	0.0	0.0	0.0	0.0	0.0	0.0	0.0	0.0
Shrinkage													
Acid Gas	0.0	0.0	0.0	0.0	0.0	0.0	0.0	0.0	0.0	0.0	0.0	0.0	0.0
Other products	11.9	20.1	0.0	0.0	0.0	0.0	0.0	0.0	0.0	0.0	0.0	0.0	32.0
Fuel	56.0	47.1	0.0	0.0	0.0	0.0	0.0	0.0	0.0	0.0	0.0	0.0	103.1
Flared	2.0	0.0	0.0	0.0	0.0	0.0	0.0	0.0	0.0	0.0	0.0	0.0	2.0
Vented	0.0	1.5	0.0	0.0	0.0	0.0	0.0	0.0	0.0	0.0	0.0	0.0	1.5
Diff and Other	36.0	34.6	0.0	0.0	0.0	0.0	0.0	0.0	0.0	0.0	0.0	0.0	70.6
Process and Frac													
Pentanes Plus	0.0	7.5	0.1	0.0	0.0	0.0	0.0	0.0	0.0	0.0	0.0	0.0	7.6
Propane	0.0	0.0	0.0	0.0	0.0	0.0	0.0	0.0	0.0	0.0	0.0	0.0	0.0
Butanes	0.0	0.0	0.0	0.0	0.0	0.0	0.0	0.0	0.0	0.0	0.0	0.0	0.0
Ethane	0.0	0.0	0.0	0.0	0.0	0.0	0.0	0.0	0.0	0.0	0.0	0.0	0.0
NGL	51.4	80.0	0.3	0.0	0.0	0.0	0.0	0.0	0.0	0.0	0.0	0.0	131.7
Sulphur	0.0	0.0	0.0	0.0	0.0	0.0	0.0	0.0	0.0	0.0	0.0	0.0	0.0
Sulphur Closing Inv	0.0	0.0	0.0	0.0	0.0	0.0	0.0	0.0	0.0	0.0	0.0	0.0	

VPR6200

Facility ID ABGP0001445

Facility Name PENN WEST PEMBINA

Facility Licence # 9753

Facility Operator A5TT TAC

Production Month	201701	201702	201703	201704	201705	201706	201707	201708	201709	201710	201711	201712	Totals
Receipts													
Receipts from Alberta Facilities	7,217.0	8,410.6	10,304.8	9,203.9	9,123.0	8,439.4	8,337.1	8,340.9	8,338.7	9,108.9	8,606.8	8,830.4	104,261.5
Receipts from Non-Alberta Facilities	0.0	0.0	0.0	0.0	0.0	0.0	0.0	0.0	0.0	0.0	0.0	0.0	0.0
Dispositions													
Disposition													
Battery	0.0	0.0	0.0	0.0	0.0	0.0	0.0	0.0	0.0	0.0	0.0	0.0	0.0
Gas Gathering System	0.0	0.0	0.0	0.0	0.0	0.0	0.0	0.0	0.0	0.0	0.0	0.0	0.0
Gas Plant	0.0	0.0	0.0	0.0	0.0	0.0	0.0	0.0	0.0	0.0	0.0	0.0	0.0
Injection Facility	0.0	0.0	0.0	0.0	0.0	0.0	0.0	0.0	0.0	0.0	0.0	0.0	0.0
Meter Station	6,563.8	7,766.8	9,510.6	8,457.6	8,359.7	7,688.5	7,539.4	7,546.7	7,572.0	8,336.6	7,835.8	8,038.8	95,216.3
Other	0.0	0.0	0.0	0.0	0.0	0.0	0.0	0.0	0.0	0.0	0.0	0.0	0.0
Alberta Commercial	0.0	0.0	0.0	0.0	0.0	0.0	0.0	0.0	0.0	0.0	0.0	0.0	0.0
Alberta Industrial	0.0	0.0	0.0	0.0	0.0	0.0	0.0	0.0	0.0	0.0	0.0	0.0	0.0
Alberta Residential	0.0	0.0	0.0	0.0	0.0	0.0	0.0	0.0	0.0	0.0	0.0	0.0	0.0
Alberta Elec.Generation	0.0	0.0	0.0	0.0	0.0	0.0	0.0	0.0	0.0	0.0	0.0	0.0	0.0
Shrinkage													
Acid Gas	0.0	0.0	0.0	0.0	0.0	0.0	0.0	0.0	0.0	0.0	0.0	0.0	0.0
Other products	218.0	238.0	314.0	284.7	300.7	311.2	318.5	317.0	315.3	322.2	309.8	312.9	3,562.3
Fuel	428.0	1.3	483.0	444.3	449.1	446.1	463.0	460.9	436.0	464.9	442.2	456.4	4,975.2
Flared	0.8	421.5	2.9	8.3	30.8	6.2	4.4	6.4	13.3	4.0	1.5	10.4	510.5
Vented	0.0	0.0	0.0	0.0	0.0	0.0	0.0	0.0	0.0	0.0	0.0	0.0	0.0
Diff and Other	6.4	-17.0	-5.7	9.0	-17.3	-12.6	11.8	9.9	2.1	-18.8	17.5	11.9	-2.8
Process and Frac													
Pentanes Plus	196.4	251.6	304.4	258.4	283.0	291.3	309.0	321.6	324.6	320.7	266.0	255.1	3,382.1
Propane	0.0	0.0	0.0	0.0	0.0	0.0	0.0	0.0	0.0	0.0	0.0	0.0	0.0
Butanes	0.0	0.0	0.0	0.0	0.0	0.0	0.0	0.0	0.0	0.0	0.0	0.0	0.0
Ethane	0.0	0.0	0.0	0.0	0.0	0.0	0.0	0.0	0.0	0.0	0.0	0.0	0.0
NGL	719.2	753.8	1,014.7	939.1	981.4	1,014.7	1,022.9	1,006.3	1,001.4	1,031.9	1,037.6	1,056.9	11,579.9
Sulphur	0.0	0.0	0.0	0.0	0.0	0.0	0.0	0.0	0.0	0.0	0.0	0.0	0.0
Sulphur Closing Inv	0.0	0.0	0.0	0.0	0.0	0.0	0.0	0.0	0.0	0.0	0.0	0.0	0.0

Unit of Measurement: Gas and Gas equivalent products: 1000m3, Liquids: m3, Sulphur: MTS

VPR6200

Facility ID ABGP0001456

Facility Name HARVEST GILBY 10-34

Facility Licence # 8246

Facility Operator OZOH HARVEST

Production Month	201701	201702	201703	201704	201705	201706	201707	201708	201709	201710	201711	201712	Totals
Receipts													
Receipts from Alberta Facilities	2,139.3	1,772.8	2,123.0	2,098.6	2,061.6	2,106.6	1,917.4	2,375.0	2,365.8	1,774.3	2,164.3	2,137.7	25,036.4
Receipts from Non-Alberta Facilities	0.0	0.0	0.0	0.0	0.0	0.0	0.0	0.0	0.0	0.0	0.0	0.0	0.0
Dispositions													
Disposition													
Battery	0.0	0.0	0.0	0.0	0.0	0.0	0.0	0.0	0.0	0.0	0.0	0.0	0.0
Gas Gathering System	1.6	1.5	1.6	1.6	1.6	1.6	0.8	0.8	0.8	0.8	0.8	0.8	14.3
Gas Plant	0.0	0.0	0.0	0.0	0.0	0.0	0.0	0.0	0.0	0.0	0.0	0.0	0.0
Injection Facility	0.0	0.0	0.0	0.0	0.0	0.0	0.0	0.0	0.0	0.0	0.0	0.0	0.0
Meter Station	1,885.6	1,561.2	1,884.7	1,870.1	1,827.8	1,828.8	1,681.9	2,094.1	2,103.8	1,597.8	1,913.2	1,861.8	22,110.8
Other	0.0	0.0	0.0	0.0	0.0	0.0	0.0	0.0	0.0	0.0	0.0	0.0	0.0
Alberta Commercial	0.0	0.0	0.0	0.0	0.0	0.0	0.0	0.0	0.0	0.0	0.0	0.0	0.0
Alberta Industrial	0.0	0.0	0.0	0.0	0.0	0.0	0.0	0.0	0.0	0.0	0.0	0.0	0.0
Alberta Residential	0.0	0.0	0.0	0.0	0.0	0.0	0.0	0.0	0.0	0.0	0.0	0.0	0.0
Alberta Elec.Generation	0.0	0.0	0.0	0.0	0.0	0.0	0.0	0.0	0.0	0.0	0.0	0.0	0.0
Shrinkage													
Acid Gas	0.0	0.0	0.0	0.0	0.0	0.0	0.0	0.0	0.0	0.0	0.0	0.0	0.0
Other products	101.2	83.1	95.2	118.5	87.9	116.0	92.8	115.5	113.8	90.0	98.6	115.3	1,227.9
Fuel	156.9	134.5	151.6	146.9	137.0	139.8	117.9	145.8	150.6	121.4	133.1	150.6	1,686.1
Flared	0.0	0.0	0.0	0.0	0.0	0.0	0.0	0.0	0.0	0.0	0.0	0.0	0.0
Vented	0.4	2.9	0.0	2.4	8.0	3.5	7.2	1.3	0.1	1.0	0.6	0.6	28.0
Diff and Other	-6.4	-10.4	-10.1	-40.9	-0.7	16.9	16.8	17.5	-3.3	-36.7	18.0	8.6	-30.7
Process and Frac													
Pentanes Plus	2.1	13.6	13.6	4.5	6.4	19.5	10.4	23.3	19.4	10.3	5.4	16.0	144.5
Propane	0.0	0.0	0.0	0.0	0.0	0.0	0.0	0.0	0.0	0.0	0.0	0.0	0.0
Butanes	0.0	0.0	0.0	0.0	0.0	0.0	0.0	0.0	0.0	0.0	0.0	0.0	0.0
Ethane	0.0	0.0	0.0	0.0	0.0	0.0	0.0	0.0	0.0	0.0	0.0	0.0	0.0
NGL	419.5	333.4	383.9	485.9	360.4	468.4	378.0	459.4	456.6	366.8	400.6	463.3	4,976.2
Sulphur	0.0	0.0	0.0	0.0	0.0	0.0	0.0	0.0	0.0	0.0	0.0	0.0	0.0
Sulphur Closing Inv	0.0	0.0	0.0	0.0	0.0	0.0	0.0	0.0	0.0	0.0	0.0	0.0	0.0

Unit of Measurement: Gas and Gas equivalent products: 1000m3, Liquids: m3, Sulphur: MTS

VPR6200

Facility ID ABGP0001464

Facility Name PROVIDENT CRAIGMYLE

Facility Licence # 4323

Facility Operator A5EB MARQUEE

Production Month	201701	201702	201703	201704	201705	201706	201707	201708	201709	201710	201711	201712	Totals
Receipts													
Receipts from Alberta Facilities	2,633.6	2,226.3	2,485.3	3,143.5	4,894.7	4,291.2	3,979.9	3,807.0	3,200.3	3,220.7	3,103.9	3,012.3	39,998.7
Receipts from Non-Alberta Facilities	0.0	0.0	0.0	0.0	0.0	0.0	0.0	0.0	0.0	0.0	0.0	0.0	0.0
Dispositions													
Disposition													
Battery	0.0	0.0	0.0	0.0	0.0	0.0	0.0	0.0	0.0	0.0	0.0	0.0	0.0
Gas Gathering System	0.0	0.0	0.0	0.0	0.0	0.0	0.0	0.0	0.0	0.0	0.0	0.0	0.0
Gas Plant	0.0	0.0	0.0	0.0	0.0	0.0	0.0	0.0	0.0	0.0	0.0	0.0	0.0
Injection Facility	0.0	0.0	0.0	0.0	0.0	0.0	0.0	0.0	0.0	0.0	0.0	0.0	0.0
Meter Station	2,393.1	2,049.0	2,304.1	2,910.8	4,553.9	3,926.3	3,698.3	3,523.5	2,927.1	2,999.0	2,780.8	2,740.7	36,806.6
Other	0.0	0.0	0.0	0.0	0.0	0.0	0.0	0.0	0.0	0.0	0.0	0.0	0.0
Alberta Commercial	0.0	0.0	0.0	0.0	0.0	0.0	0.0	0.0	0.0	0.0	0.0	0.0	0.0
Alberta Industrial	0.0	0.0	0.0	0.0	0.0	0.0	0.0	0.0	0.0	0.0	0.0	0.0	0.0
Alberta Residential	0.0	0.0	0.0	0.0	0.0	0.0	0.0	0.0	0.0	0.0	0.0	0.0	0.0
Alberta Elec.Generation	0.0	0.0	0.0	0.0	0.0	0.0	0.0	0.0	0.0	0.0	0.0	0.0	0.0
Shrinkage													
Acid Gas	0.0	0.0	0.0	0.0	0.0	0.0	0.0	0.0	0.0	0.0	0.0	0.0	0.0
Other products	90.9	66.9	79.3	92.6	94.5	95.0	108.4	109.5	84.0	97.5	82.7	96.0	1,097.3
Fuel	180.6	153.4	165.7	202.0	311.8	284.5	273.6	275.0	232.5	217.4	253.9	260.3	2,810.7
Flared	0.0	0.0	0.0	0.0	0.0	0.0	0.0	0.0	0.0	0.0	0.0	0.0	0.0
Vented	0.0	0.1	0.2	0.0	0.8	1.6	0.4	0.5	0.6	0.0	0.9	0.1	5.2
Diff and Other	-31.0	-43.1	-64.0	-61.9	-66.3	-16.2	-100.8	-101.5	-43.9	-93.2	-14.4	-84.8	-721.1
Process and Frac													
Pentanes Plus	0.0	0.0	0.0	0.0	0.0	0.0	0.0	0.0	0.0	0.0	0.0	0.0	0.0
Propane	0.0	0.0	0.0	0.0	0.0	0.0	0.0	0.0	0.0	0.0	0.0	0.0	0.0
Butanes	0.0	0.0	0.0	0.0	0.0	0.0	0.0	0.0	0.0	0.0	0.0	0.0	0.0
Ethane	0.0	0.0	0.0	0.0	0.0	0.0	0.0	0.0	0.0	0.0	0.0	0.0	0.0
NGL	378.3	280.3	331.3	387.5	394.2	396.4	452.0	455.9	349.0	405.6	342.6	397.4	4,570.5
Sulphur	0.0	0.0	0.0	0.0	0.0	0.0	0.0	0.0	0.0	0.0	0.0	0.0	0.0
Sulphur Closing Inv	0.0	0.0	0.0	0.0	0.0	0.0	0.0	0.0	0.0	0.0	0.0	0.0	0.0

Unit of Measurement: Gas and Gas equivalent products: 1000m3, Liquids: m3, Sulphur: MTS

VPR6200

Facility ID ABGP0001467

Facility Name SURGE WILLESDEN GR 08-29-040-06W5 GP

Facility Licence # 8264

Facility Operator OYK4 SURGE ENERGY

Production Month	201701	201702	201703	201704	201705	201706	201707	201708	201709	201710	201711	201712	Totals
Receipts													
Receipts from Alberta Facilities	359.6	303.5	405.9	411.4	424.7	424.2	451.7	446.2	382.2	406.3	363.0	343.0	4,721.7
Receipts from Non-Alberta Facilities	0.0	0.0	0.0	0.0	0.0	0.0	0.0	0.0	0.0	0.0	0.0	0.0	0.0
Dispositions													
Disposition													
Battery	0.0	0.0	0.0	0.0	0.0	0.0	0.0	0.0	0.0	0.0	0.0	0.0	0.0
Gas Gathering System	0.0	0.0	0.0	0.0	0.0	0.0	0.0	0.0	0.0	0.0	0.0	0.0	0.0
Gas Plant	0.0	0.0	0.0	0.0	0.0	0.0	0.0	0.0	0.0	0.0	0.0	0.0	0.0
Injection Facility	0.0	0.0	0.0	0.0	0.0	0.0	0.0	0.0	0.0	0.0	0.0	0.0	0.0
Meter Station	350.6	295.0	410.6	413.4	415.5	410.1	406.6	412.2	364.7	391.4	360.6	359.8	4,590.5
Other	0.0	0.0	0.0	0.0	0.0	0.0	0.0	0.0	0.0	0.0	0.0	0.0	0.0
Alberta Commercial	0.0	0.0	0.0	0.0	0.0	0.0	0.0	0.0	0.0	0.0	0.0	0.0	0.0
Alberta Industrial	0.0	0.0	0.0	0.0	0.0	0.0	0.0	0.0	0.0	0.0	0.0	0.0	0.0
Alberta Residential	0.0	0.0	0.0	0.0	0.0	0.0	0.0	0.0	0.0	0.0	0.0	0.0	0.0
Alberta Elec.Generation	0.0	0.0	0.0	0.0	0.0	0.0	0.0	0.0	0.0	0.0	0.0	0.0	0.0
Shrinkage													
Acid Gas	0.0	0.0	0.0	0.0	0.0	0.0	0.0	0.0	0.0	0.0	0.0	0.0	0.0
Other products	21.4	11.8	22.8	11.6	24.8	12.3	23.5	25.8	22.1	11.6	23.0	10.3	221.0
Fuel	0.0	0.0	0.0	0.0	0.0	0.0	0.0	0.0	0.0	0.0	0.0	0.0	0.0
Flared	0.0	0.0	0.0	0.0	0.0	0.0	0.0	0.0	0.0	0.0	0.0	0.0	0.0
Vented	0.0	0.0	0.0	0.0	0.0	0.0	0.0	0.0	0.0	0.0	0.0	0.0	0.0
Diff and Other	-12.4	-3.3	-27.5	-13.6	-15.6	1.8	21.6	8.2	-4.6	3.3	-20.6	-27.1	-89.8
Process and Frac													
Pentanes Plus	0.0	0.0	0.0	0.0	0.0	0.0	0.0	0.0	0.0	0.0	0.0	0.0	0.0
Propane	0.0	0.0	0.0	0.0	0.0	0.0	0.0	0.0	0.0	0.0	0.0	0.0	0.0
Butanes	0.0	0.0	0.0	0.0	0.0	0.0	0.0	0.0	0.0	0.0	0.0	0.0	0.0
Ethane	0.0	0.0	0.0	0.0	0.0	0.0	0.0	0.0	0.0	0.0	0.0	0.0	0.0
NGL	87.7	47.9	92.9	46.8	100.6	49.9	96.8	105.7	90.3	47.2	98.0	43.2	907.0
Sulphur	0.0	0.0	0.0	0.0	0.0	0.0	0.0	0.0	0.0	0.0	0.0	0.0	0.0
Sulphur Closing Inv	0.0	0.0	0.0	0.0	0.0	0.0	0.0	0.0	0.0	0.0	0.0	0.0	0.0

Unit of Measurement: Gas and Gas equivalent products: 1000m3, Liquids: m3, Sulphur: MTS

VPR6200

Facility ID ABGP0001468

Facility Name BURLINGTON NORRIS (MUNDARE)

Facility Licence # 12237

Facility Operator A74Y TIDEWATER

Production Month	201701	201702	201703	201704	201705	201706	201707	201708	201709	201710	201711	201712	Totals
Receipts													
Receipts from Alberta Facilities	1,123.3	1,067.8	1,693.6	1,419.6	1,355.5	1,189.8	642.0	1,195.6	1,295.5	1,099.9	1,009.2	1,041.5	14,133.3
Receipts from Non-Alberta Facilities	0.0	0.0	0.0	0.0	0.0	0.0	0.0	0.0	0.0	0.0	0.0	0.0	0.0
Dispositions													
Disposition													
Battery	34.8	31.5	43.7	42.6	27.3	25.1	25.3	23.1	26.6	27.8	28.5	35.5	371.8
Gas Gathering System	0.0	0.0	0.0	0.0	0.0	0.0	0.0	0.0	0.0	0.0	0.0	0.0	0.0
Gas Plant	0.0	0.0	0.0	0.0	0.0	0.0	0.0	0.0	0.0	0.0	0.0	0.0	0.0
Injection Facility	0.0	0.0	0.0	0.0	0.0	0.0	0.0	0.0	0.0	0.0	0.0	0.0	0.0
Meter Station	936.7	895.3	1,508.1	1,248.3	1,178.7	1,012.3	540.9	975.6	1,070.6	871.1	792.5	817.3	11,847.4
Other	0.0	0.0	0.0	0.0	0.0	0.0	0.0	0.0	0.0	0.0	0.0	0.0	0.0
Alberta Commercial	0.0	0.0	0.0	0.0	0.0	0.0	0.0	0.0	0.0	0.0	0.0	0.0	0.0
Alberta Industrial	0.0	0.0	0.0	0.0	0.0	0.0	0.0	0.0	0.0	0.0	0.0	0.0	0.0
Alberta Residential	0.0	0.0	0.0	0.0	0.0	0.0	0.0	0.0	0.0	0.0	0.0	0.0	0.0
Alberta Elec.Generation	0.0	0.0	0.0	0.0	0.0	0.0	0.0	0.0	0.0	0.0	0.0	0.0	0.0
Shrinkage													
Acid Gas	0.0	0.0	0.0	0.0	0.0	0.0	0.0	0.0	0.0	0.0	0.0	0.0	0.0
Other products	1.4	1.4	1.6	1.9	2.0	1.8	1.5	2.7	3.4	3.1	2.7	2.1	25.6
Fuel	154.8	139.2	158.5	151.9	152.2	145.3	79.4	143.0	151.9	156.9	151.6	162.0	1,746.7
Flared	0.0	0.0	0.0	0.0	0.0	0.0	0.0	0.0	0.0	0.0	0.0	0.0	0.0
Vented	0.0	0.0	0.0	0.0	0.0	0.0	0.0	0.0	0.0	0.0	0.0	0.0	0.0
Diff and Other	-4.4	0.4	-18.3	-25.1	-4.7	5.3	-5.1	51.2	43.0	41.0	33.9	24.6	141.8
Process and Frac													
Pentanes Plus	6.8	7.0	7.5	9.3	9.7	8.8	7.4	12.9	16.4	15.0	13.0	10.1	123.9
Propane	0.0	0.0	0.0	0.0	0.0	0.0	0.0	0.0	0.0	0.0	0.0	0.0	0.0
Butanes	0.0	0.0	0.0	0.0	0.0	0.0	0.0	0.0	0.0	0.0	0.0	0.0	0.0
Ethane	0.0	0.0	0.0	0.0	0.0	0.0	0.0	0.0	0.0	0.0	0.0	0.0	0.0
NGL	0.0	0.0	0.0	0.0	0.0	0.0	0.0	0.0	0.0	0.0	0.0	0.0	0.0
Sulphur	0.0	0.0	0.0	0.0	0.0	0.0	0.0	0.0	0.0	0.0	0.0	0.0	0.0
Sulphur Closing Inv	0.0	0.0	0.0	0.0	0.0	0.0	0.0	0.0	0.0	0.0	0.0	0.0	0.0

Unit of Measurement: Gas and Gas equivalent products: 1000m3, Liquids: m3, Sulphur: MTS

VPR6200
Facility ID ABGP0001477

Facility Name APACHE WILLESDEN GREEN

Facility Licence # 23558

Facility Operator OAW4 PARA

Production Month	201701	201702	201703	201704	201705	201706	201707	201708	201709	201710	201711	201712	Totals
Receipts													
Receipts from Alberta Facilities	14,013.3	12,446.9	14,347.6	13,687.1	13,492.5	12,840.3	12,685.6	9,772.2	12,808.7	13,128.0	12,242.8	12,385.5	153,850.5
Receipts from Non-Alberta Facilities	0.0	0.0	0.0	0.0	0.0	0.0	0.0	0.0	0.0	0.0	0.0	0.0	0.0
Dispositions													
Disposition													
Battery	0.0	0.0	0.0	0.0	0.0	0.0	0.0	0.0	0.0	0.0	0.0	0.0	0.0
Gas Gathering System	0.0	0.0	0.0	0.0	0.0	0.0	0.0	0.0	0.0	0.0	0.0	0.0	0.0
Gas Plant	0.0	0.0	0.0	0.0	0.0	0.0	0.0	0.0	0.0	0.0	0.0	0.0	0.0
Injection Facility	0.0	0.0	0.0	0.0	0.0	0.0	0.0	0.0	0.0	0.0	0.0	0.0	0.0
Meter Station	13,247.5	11,552.8	12,742.2	12,592.8	12,027.1	11,655.7	11,438.1	8,654.7	11,063.1	10,794.4	9,755.9	10,111.3	135,635.6
Other	0.0	0.0	0.0	0.0	0.0	0.0	0.0	0.0	0.0	0.0	0.0	0.0	0.0
Alberta Commercial	0.0	0.0	0.0	0.0	0.0	0.0	0.0	0.0	0.0	0.0	0.0	781.0	781.0
Alberta Industrial	0.0	0.0	0.0	0.0	0.0	0.0	0.0	0.0	0.0	0.0	0.0	0.0	0.0
Alberta Residential	0.0	0.0	0.0	0.0	0.0	0.0	0.0	0.0	0.0	0.0	0.0	0.0	0.0
Alberta Elec.Generation	0.0	0.0	0.0	0.0	0.0	0.0	0.0	0.0	0.0	0.0	0.0	0.0	0.0
Shrinkage													
Acid Gas	0.0	0.0	0.0	0.0	0.0	0.0	0.0	0.0	0.0	0.0	0.0	0.0	0.0
Other products	706.5	612.7	761.4	718.4	638.9	548.2	621.2	503.1	737.2	813.3	708.3	752.5	8,121.7
Fuel	380.3	331.9	374.8	351.0	356.5	341.3	340.6	274.0	371.8	414.4	402.0	405.7	4,344.3
Flared	0.1	0.0	0.0	0.1	0.1	0.1	0.0	2.9	1.5	0.0	0.0	0.1	4.9
Vented	0.0	0.0	0.0	0.0	0.0	0.0	0.0	0.0	0.1	0.0	0.0	0.0	0.1
Diff and Other	-321.1	-50.5	469.2	24.8	469.9	295.0	285.7	337.5	635.0	1,105.9	1,376.6	334.9	4,962.9
Process and Frac													
Pentanes Plus	1,314.3	1,156.2	1,309.5	1,245.3	1,225.8	1,155.2	1,158.2	853.1	1,157.1	1,112.4	1,037.1	1,163.6	13,887.8
Propane	0.0	0.0	0.0	0.0	0.0	0.0	0.0	0.0	0.0	0.0	0.0	0.0	0.0
Butanes	0.0	0.0	0.0	0.0	0.0	0.0	0.0	0.0	0.0	0.0	0.0	0.0	0.0
Ethane	0.0	0.0	0.0	0.0	0.0	0.0	0.0	0.0	0.0	0.0	0.0	0.0	0.0
NGL	1,690.6	1,458.5	1,905.8	1,781.1	1,503.7	1,204.7	1,489.7	1,272.2	1,928.2	2,227.8	1,894.0	1,959.8	20,316.1
Sulphur	0.0	0.0	0.0	0.0	0.0	0.0	0.0	0.0	0.0	0.0	0.0	0.0	0.0
Sulphur Closing Inv	0.0	0.0	0.0	0.0	0.0	0.0	0.0	0.0	0.0	0.0	0.0	0.0	0.0

Unit of Measurement: Gas and Gas equivalent products: 1000m3, Liquids: m3, Sulphur: MTS

VPR6200

Facility ID ABGP0001480

Facility Name EYREMORE 1-18-17-18w4

Facility Licence # 2226

Facility Operator OHE9 CNRL

Production Month	201701	201702	201703	201704	201705	201706	201707	201708	201709	201710	201711	201712	Totals
Receipts													
Receipts from Alberta Facilities	4,289.3	3,741.4	4,029.1	4,118.7	4,188.1	3,911.0	4,111.7	4,348.7	4,297.7	4,105.2	3,750.8	3,698.0	48,589.7
Receipts from Non-Alberta Facilities	0.0	0.0	0.0	0.0	0.0	0.0	0.0	0.0	0.0	0.0	0.0	0.0	0.0
Dispositions													
Disposition													
Battery	0.0	0.0	0.0	0.0	0.0	0.0	0.0	0.0	0.0	0.0	0.0	0.0	0.0
Gas Gathering System	0.0	0.0	0.0	0.0	0.0	0.0	0.0	0.0	0.0	0.0	0.0	0.0	0.0
Gas Plant	58.9	48.9	54.1	52.1	51.4	47.5	52.1	52.0	52.9	66.5	61.6	43.4	641.4
Injection Facility	0.0	0.0	0.0	0.0	0.0	0.0	0.0	0.0	0.0	0.0	0.0	0.0	0.0
Meter Station	4,080.2	3,723.5	4,016.2	4,089.2	4,158.5	3,956.1	4,107.0	4,082.1	4,012.8	4,019.3	3,709.0	3,598.7	47,552.6
Other	0.0	0.0	0.0	0.0	0.0	0.0	0.0	0.0	0.0	0.0	0.0	0.0	0.0
Alberta Commercial	0.0	0.0	0.0	0.0	0.0	0.0	0.0	0.0	0.0	0.0	0.0	0.0	0.0
Alberta Industrial	0.0	0.0	0.0	0.0	0.0	0.0	0.0	0.0	0.0	0.0	0.0	0.0	0.0
Alberta Residential	0.0	0.0	0.0	0.0	0.0	0.0	0.0	0.0	0.0	0.0	0.0	0.0	0.0
Alberta Elec.Generation	0.0	0.0	0.0	0.0	0.0	0.0	0.0	0.0	0.0	0.0	0.0	0.0	0.0
Shrinkage													
Acid Gas	0.0	0.0	0.0	0.0	0.0	0.0	0.0	0.0	0.0	0.0	0.0	0.0	0.0
Other products	38.5	36.2	38.4	32.1	32.9	29.5	31.7	27.3	29.5	30.7	35.6	24.8	387.2
Fuel	69.8	59.5	64.1	62.8	64.3	57.5	63.3	62.3	65.4	61.5	70.0	57.2	757.7
Flared	0.0	0.0	0.0	0.0	0.0	0.0	0.0	0.0	0.0	0.0	0.0	0.0	0.0
Vented	5.8	5.8	5.9	5.6	5.6	5.5	5.4	4.8	4.8	7.6	5.8	4.4	67.0
Diff and Other	36.1	-132.5	-149.6	-123.1	-124.6	-185.1	-147.8	120.2	132.3	-80.4	-131.2	-30.5	-816.2
Process and Frac													
Pentanes Plus	0.0	1.8	0.0	0.0	0.0	0.0	0.0	0.0	0.0	0.0	0.0	0.0	1.8
Propane	0.0	0.0	0.0	0.0	0.0	0.0	0.0	0.0	0.0	0.0	0.0	0.0	0.0
Butanes	0.0	0.0	0.0	0.0	0.0	0.0	0.0	0.0	0.0	0.0	0.0	0.0	0.0
Ethane	0.0	0.0	0.0	0.0	0.0	0.0	0.0	0.0	0.0	0.0	0.0	0.0	0.0
NGL	174.8	162.3	173.9	146.4	147.2	133.9	143.7	126.3	133.0	138.1	157.7	112.8	1,750.1
Sulphur	0.0	0.0	0.0	0.0	0.0	0.0	0.0	0.0	0.0	0.0	0.0	0.0	0.0
Sulphur Closing Inv	0.0	0.0	0.0	0.0	0.0	0.0	0.0	0.0	0.0	0.0	0.0	0.0	0.0

Unit of Measurement: Gas and Gas equivalent products: 1000m3, Liquids: m3, Sulphur: MTS

VPR6200

Facility ID ABGP0001497

Facility Name MED LODGE 10-33-052-21 W5 GP

Facility Licence # 12197

Facility Operator 0039 ROGCI

Production Month	201701	201702	201703	201704	201705	201706	201707	201708	201709	201710	201711	201712	Totals
Receipts													
Receipts from Alberta Facilities	5,544.9	6,332.1	6,677.5	6,352.1	6,424.3	6,153.2	6,102.5	4,901.7	271.6	0.0	0.0	4,269.4	53,029.3
Receipts from Non-Alberta Facilities	0.0	0.0	0.0	0.0	0.0	0.0	0.0	0.0	0.0	0.0	0.0	0.0	0.0
Dispositions													
Disposition													
Battery	0.0	0.0	0.0	0.0	0.0	0.0	0.0	0.0	0.0	0.0	0.0	0.0	0.0
Gas Gathering System	0.0	0.0	0.0	0.0	0.0	0.0	0.0	0.0	0.0	0.0	0.0	0.0	0.0
Gas Plant	0.0	0.0	0.0	0.0	0.0	0.0	0.0	0.0	0.0	0.0	0.0	0.0	0.0
Injection Facility	0.0	0.0	0.0	0.0	0.0	0.0	0.0	0.0	0.0	0.0	0.0	0.0	0.0
Meter Station	5,055.2	5,770.2	6,092.1	5,798.4	5,854.5	5,583.3	5,600.3	4,488.6	250.1	0.0	0.0	4,020.4	48,513.1
Other	0.0	0.0	0.0	0.0	0.0	0.0	0.0	0.0	0.0	0.0	0.0	0.0	0.0
Alberta Commercial	0.0	0.0	0.0	0.0	0.0	0.0	0.0	0.0	0.0	0.0	0.0	0.0	0.0
Alberta Industrial	0.0	0.0	0.0	0.0	0.0	0.0	0.0	0.0	0.0	0.0	0.0	0.0	0.0
Alberta Residential	0.0	0.0	0.0	0.0	0.0	0.0	0.0	0.0	0.0	0.0	0.0	0.0	0.0
Alberta Elec.Generation	0.0	0.0	0.0	0.0	0.0	0.0	0.0	0.0	0.0	0.0	0.0	0.0	0.0
Shrinkage													
Acid Gas	0.0	0.0	0.0	0.0	0.0	0.0	0.0	0.0	0.0	0.0	0.0	0.0	0.0
Other products	116.1	133.9	145.8	137.8	143.6	130.2	132.2	110.7	5.1	0.0	0.0	110.8	1,166.2
Fuel	171.2	201.5	218.9	208.6	212.6	198.4	202.5	159.0	8.5	0.0	0.0	127.3	1,708.5
Flared	0.4	0.1	0.2	0.2	0.1	0.3	0.8	0.4	0.2	0.0	0.0	0.2	2.9
Vented	2.9	2.1	2.3	2.3	2.3	2.3	2.3	2.3	2.3	0.0	0.0	2.6	23.7
Diff and Other	199.1	224.3	218.2	204.8	211.2	238.7	164.4	140.7	5.4	0.0	0.0	8.1	1,614.9
Process and Frac													
Pentanes Plus	322.0	397.2	439.9	423.7	408.5	386.4	330.2	262.6	18.3	0.0	0.0	278.6	3,267.4
Propane	0.0	0.0	0.0	0.0	0.0	0.0	0.0	0.0	0.0	0.0	0.0	0.0	0.0
Butanes	0.0	0.0	0.0	0.0	0.0	0.0	0.0	0.0	0.0	0.0	0.0	0.0	0.0
Ethane	0.0	0.0	0.0	0.0	0.0	0.0	0.0	0.0	0.0	0.0	0.0	0.0	0.0
NGL	203.8	212.6	225.6	205.2	241.0	205.2	260.5	233.8	5.5	0.0	0.0	216.7	2,009.9
Sulphur	0.0	0.0	0.0	0.0	0.0	0.0	0.0	0.0	0.0	0.0	0.0	0.0	0.0
Sulphur Closing Inv	0.0	0.0	0.0	0.0	0.0	0.0	0.0	0.0	0.0	0.0	0.0	0.0	0.0

Unit of Measurement: Gas and Gas equivalent products: 1000m3, Liquids: m3, Sulphur: MTS

VPR6200
Facility ID ABGP0001499

Facility Name CYPRESS FARROW

Facility Licence # 2861

Facility Operator A2TG TQN

Production Month	201701	201702	201703	201704	201705	201706	201707	201708	201709	201710	201711	201712	Totals
Receipts													
Receipts from Alberta Facilities	2,791.4	2,595.6	2,937.4	2,765.5	2,379.5	3,111.8	3,094.6	3,046.4	3,077.1	3,117.0	2,979.9	2,907.8	34,804.0
Receipts from Non-Alberta Facilities	0.0	0.0	0.0	0.0	0.0	0.0	0.0	0.0	0.0	0.0	0.0	0.0	0.0
Dispositions													
Disposition													
Battery	0.0	0.0	0.0	0.0	0.0	0.0	0.0	0.0	0.0	0.0	0.0	0.0	0.0
Gas Gathering System	0.0	0.0	0.0	0.0	0.0	0.0	0.0	0.0	0.0	0.0	0.0	0.0	0.0
Gas Plant	0.0	0.0	0.0	0.0	0.0	0.0	0.0	0.0	0.0	0.0	0.0	0.0	0.0
Injection Facility	0.0	0.0	0.0	0.0	0.0	0.0	0.0	0.0	0.0	0.0	0.0	0.0	0.0
Meter Station	2,775.3	2,605.1	2,903.8	2,816.9	2,518.7	2,989.1	2,974.4	2,924.1	2,942.8	3,003.6	2,884.7	2,772.1	34,110.6
Other	0.0	0.0	0.0	0.0	0.0	0.0	0.0	0.0	0.0	0.0	0.0	0.0	0.0
Alberta Commercial	0.0	0.0	0.0	0.0	0.0	0.0	0.0	0.0	0.0	0.0	0.0	0.0	0.0
Alberta Industrial	0.0	0.0	0.0	0.0	0.0	0.0	0.0	0.0	0.0	0.0	0.0	0.0	0.0
Alberta Residential	0.0	0.0	0.0	0.0	0.0	0.0	0.0	0.0	0.0	0.0	0.0	0.0	0.0
Alberta Elec.Generation	0.0	0.0	0.0	0.0	0.0	0.0	0.0	0.0	0.0	0.0	0.0	0.0	0.0
Shrinkage													
Acid Gas	0.0	0.0	0.0	0.0	0.0	0.0	0.0	0.0	0.0	0.0	0.0	0.0	0.0
Other products	41.0	36.1	40.3	39.0	35.9	35.6	40.9	43.7	42.7	41.6	39.5	36.1	472.4
Fuel	160.9	140.7	159.0	148.4	119.7	148.7	153.4	154.1	153.4	157.7	151.4	155.4	1,802.8
Flared	0.1	0.1	0.1	0.2	0.4	0.3	0.6	0.1	0.1	0.4	0.6	0.1	3.1
Vented	0.0	0.0	0.0	0.0	0.0	0.0	0.0	0.0	0.0	0.0	0.0	0.0	0.0
Diff and Other	-185.9	-186.4	-165.8	-239.0	-295.2	-61.9	-74.7	-75.6	-61.9	-86.3	-96.3	-55.9	-1,584.9
Process and Frac													
Pentanes Plus	6.6	0.3	0.1	0.2	0.1	0.9	0.0	0.5	0.3	0.4	0.6	0.0	10.0
Propane	0.0	0.0	0.0	0.0	0.0	0.0	0.0	0.0	0.0	0.0	0.0	0.0	0.0
Butanes	0.0	0.0	0.0	0.0	0.0	0.0	0.0	0.0	0.0	0.0	0.0	0.0	0.0
Ethane	0.0	0.0	0.0	0.0	0.0	0.0	0.0	0.0	0.0	0.0	0.0	0.0	0.0
NGL	171.6	155.3	174.9	165.8	155.1	153.2	177.6	189.8	185.7	181.0	172.0	157.3	2,039.3
Sulphur	0.0	0.0	0.0	0.0	0.0	0.0	0.0	0.0	0.0	0.0	0.0	0.0	0.0
Sulphur Closing Inv	0.0	0.0	0.0	0.0	0.0	0.0	0.0	0.0	0.0	0.0	0.0	0.0	0.0

Unit of Measurement: Gas and Gas equivalent products: 1000m3, Liquids: m3, Sulphur: MTS

VPR6200
Facility ID ABGP0001507

Facility Name BYEMOOR 8-32-34-17w4

Facility Licence # 4694

Facility Operator OHE9 CNRL

Production Month	201701	201702	201703	201704	201705	201706	201707	201708	201709	201710	201711	201712	Totals
Receipts													
Receipts from Alberta Facilities	852.6	787.8	868.5	868.9	887.5	869.4	866.3	855.4	863.6	910.6	920.8	911.8	10,463.2
Receipts from Non-Alberta Facilities	0.0	0.0	0.0	0.0	0.0	0.0	0.0	0.0	0.0	0.0	0.0	0.0	0.0
Dispositions													
Disposition													
Battery	0.0	0.0	0.0	0.0	0.0	0.0	0.0	0.0	0.0	0.0	0.0	0.0	0.0
Gas Gathering System	0.0	0.0	0.0	0.0	0.0	0.0	0.0	0.0	0.0	0.0	0.0	0.0	0.0
Gas Plant	0.0	0.0	0.0	0.0	0.0	0.0	0.0	0.0	0.0	0.0	0.0	0.0	0.0
Injection Facility	0.0	0.0	0.0	0.0	0.0	0.0	0.0	0.0	0.0	0.0	0.0	0.0	0.0
Meter Station	727.7	668.7	748.5	744.7	761.8	742.7	729.8	721.3	740.7	774.8	791.1	793.4	8,945.2
Other	0.0	0.0	0.0	0.0	0.0	0.0	0.0	0.0	0.0	0.0	0.0	0.0	0.0
Alberta Commercial	0.0	0.0	0.0	0.0	0.0	0.0	0.0	0.0	0.0	0.0	0.0	0.0	0.0
Alberta Industrial	0.0	0.0	0.0	0.0	0.0	0.0	0.0	0.0	0.0	0.0	0.0	0.0	0.0
Alberta Residential	0.0	0.0	0.0	0.0	0.0	0.0	0.0	0.0	0.0	0.0	0.0	0.0	0.0
Alberta Elec.Generation	0.0	0.0	0.0	0.0	0.0	0.0	0.0	0.0	0.0	0.0	0.0	0.0	0.0
Shrinkage													
Acid Gas	0.0	0.0	0.0	0.0	0.0	0.0	0.0	0.0	0.0	0.0	0.0	0.0	0.0
Other products	0.4	0.4	0.4	0.4	0.3	0.4	0.3	0.3	0.3	0.2	0.3	0.0	3.7
Fuel	107.1	96.8	105.2	95.9	97.9	99.6	89.1	98.3	99.5	96.7	102.5	102.4	1,191.0
Flared	0.0	0.0	0.0	0.0	0.0	0.0	0.0	0.0	0.0	0.0	0.0	0.0	0.0
Vented	0.6	0.6	0.6	0.6	0.6	0.6	0.6	0.6	0.7	0.6	0.7	0.6	7.4
Diff and Other	16.8	21.3	13.8	27.3	26.9	26.1	46.5	34.9	22.4	38.3	26.2	15.4	315.9
Process and Frac													
Pentanes Plus	0.0	0.0	0.0	0.0	0.0	0.0	0.0	0.0	0.0	0.0	0.0	0.0	0.0
Propane	0.0	0.0	0.0	0.0	0.0	0.0	0.0	0.0	0.0	0.0	0.0	0.0	0.0
Butanes	0.0	0.0	0.0	0.0	0.0	0.0	0.0	0.0	0.0	0.0	0.0	0.0	0.0
Ethane	0.0	0.0	0.0	0.0	0.0	0.0	0.0	0.0	0.0	0.0	0.0	0.0	0.0
NGL	1.8	1.8	2.1	1.9	1.7	1.8	1.3	1.7	1.4	1.2	1.3	0.0	18.0
Sulphur	0.0	0.0	0.0	0.0	0.0	0.0	0.0	0.0	0.0	0.0	0.0	0.0	0.0
Sulphur Closing Inv	0.0	0.0	0.0	0.0	0.0	0.0	0.0	0.0	0.0	0.0	0.0	0.0	0.0

Unit of Measurement: Gas and Gas equivalent products: 1000m3, Liquids: m3, Sulphur: MTS

VPR6200
Facility ID ABGP0001511

Facility Name EDSON WEST 1-24-52-20W5

Facility Licence # 12193

Facility Operator OHE9 CNRL

Production Month	201701	201702	201703	201704	201705	201706	201707	201708	201709	201710	201711	201712	Totals
Receipts													
Receipts from Alberta Facilities	27,316.5	25,707.7	29,158.0	27,466.8	26,504.4	21,045.9	24,441.1	24,782.8	26,339.4	26,524.6	27,633.2	26,709.3	313,629.7
Receipts from Non-Alberta Facilities	0.0	0.0	0.0	0.0	0.0	0.0	0.0	0.0	0.0	0.0	0.0	0.0	0.0
Dispositions													
Disposition													
Battery	0.0	0.0	0.0	0.0	0.0	0.0	0.0	0.0	0.0	0.0	0.0	0.0	0.0
Gas Gathering System	0.0	0.0	0.0	0.0	0.0	0.0	0.0	0.0	0.0	0.0	0.0	0.0	0.0
Gas Plant	0.0	0.0	0.0	0.0	0.0	0.0	0.0	0.0	0.0	0.0	0.0	0.0	0.0
Injection Facility	0.0	0.0	0.0	0.0	0.0	0.0	0.0	0.0	0.0	0.0	0.0	0.0	0.0
Meter Station	24,886.9	23,487.1	26,598.4	24,713.8	23,718.5	18,797.2	22,044.1	22,274.6	23,578.0	23,759.5	25,102.5	24,066.6	283,027.2
Other	0.0	0.0	0.0	0.0	0.0	0.0	0.0	0.0	0.0	0.0	0.0	0.0	0.0
Alberta Commercial	0.0	0.0	0.0	0.0	0.0	0.0	0.0	0.0	0.0	0.0	0.0	0.0	0.0
Alberta Industrial	0.0	0.0	0.0	0.0	0.0	0.0	0.0	0.0	0.0	0.0	0.0	0.0	0.0
Alberta Residential	0.0	0.0	0.0	0.0	0.0	0.0	0.0	0.0	0.0	0.0	0.0	0.0	0.0
Alberta Elec.Generation	0.0	0.0	0.0	0.0	0.0	0.0	0.0	0.0	0.0	0.0	0.0	0.0	0.0
Shrinkage													
Acid Gas	0.0	0.0	0.0	0.0	0.0	0.0	0.0	0.0	0.0	0.0	0.0	0.0	0.0
Other products	1,391.7	1,355.8	1,583.6	1,426.4	1,432.3	1,207.8	1,459.3	1,271.4	1,358.0	1,314.0	1,345.7	1,327.2	16,473.2
Fuel	1,131.0	1,035.2	1,189.5	1,152.2	1,156.4	910.0	1,025.2	1,039.4	1,077.4	1,088.8	1,111.2	1,092.1	13,008.4
Flared	0.1	0.0	0.0	0.0	7.8	14.8	0.0	5.1	1.0	5.1	0.5	0.0	34.4
Vented	0.0	0.0	0.0	0.0	0.0	0.0	0.0	0.0	0.0	0.0	0.0	0.0	0.0
Diff and Other	-93.2	-170.4	-213.5	174.4	189.4	116.1	-87.5	192.3	325.0	357.2	73.3	223.4	1,086.5
Process and Frac													
Pentanes Plus	2,067.5	1,964.6	2,405.0	2,308.2	2,155.2	1,855.7	2,390.1	2,167.9	2,328.7	2,300.1	2,205.1	2,212.3	26,360.4
Propane	0.0	0.0	0.0	0.0	0.0	0.0	0.0	0.0	0.0	0.0	0.0	0.0	0.0
Butanes	0.0	0.0	0.0	0.0	0.0	0.0	0.0	0.0	0.0	0.0	0.0	0.0	0.0
Ethane	0.0	0.0	0.0	0.0	0.0	0.0	0.0	0.0	0.0	0.0	0.0	0.0	0.0
NGL	3,795.9	3,720.1	4,265.4	3,711.1	3,861.3	3,227.0	3,746.8	3,240.0	3,429.7	3,295.5	3,477.6	3,408.5	43,178.9
Sulphur	0.0	0.0	0.0	0.0	0.0	0.0	0.0	0.0	0.0	0.0	0.0	0.0	0.0
Sulphur Closing Inv	0.0	0.0	0.0	0.0	0.0	0.0	0.0	0.0	0.0	0.0	0.0	0.0	0.0

Unit of Measurement: Gas and Gas equivalent products: 1000m3, Liquids: m3, Sulphur: MTS

VPR6200

Facility ID ABGP0001516

Facility Name PENN WEST CRYSTAL

Facility Licence # 9912

Facility Operator A2PH JOURNEY

Production Month	201701	201702	201703	201704	201705	201706	201707	201708	201709	201710	201711	201712	Totals
Receipts													
Receipts from Alberta Facilities	957.7	1,077.5	1,578.0	2,028.9	1,796.8	1,827.7	2,979.4	3,641.6	2,978.3	1,705.1	2,600.3	2,485.5	25,656.8
Receipts from Non-Alberta Facilities	0.0	0.0	0.0	0.0	0.0	0.0	0.0	0.0	0.0	0.0	0.0	0.0	0.0
Dispositions													
Disposition													
Battery	16.6	0.0	20.0	21.1	22.6	21.6	34.2	38.0	29.6	18.2	21.7	0.0	243.6
Gas Gathering System	0.0	0.0	0.0	0.0	0.0	0.0	0.0	0.0	0.0	0.0	0.0	0.0	0.0
Gas Plant	0.0	0.0	0.0	0.0	0.0	0.0	0.0	0.0	0.0	0.0	0.0	0.0	0.0
Injection Facility	0.0	0.0	0.0	0.0	0.0	0.0	0.0	0.0	0.0	0.0	0.0	0.0	0.0
Meter Station	784.6	899.8	1,256.0	1,514.7	1,484.0	1,457.1	2,584.4	3,288.5	2,691.9	1,466.6	2,189.9	2,343.8	21,961.3
Other	0.0	0.0	0.0	0.0	0.0	0.0	0.0	0.0	0.0	0.0	0.0	0.0	0.0
Alberta Commercial	0.0	0.0	0.0	0.0	0.0	0.0	0.0	0.0	0.0	0.0	0.0	0.0	0.0
Alberta Industrial	0.0	0.0	0.0	0.0	0.0	0.0	0.0	0.0	0.0	0.0	0.0	0.0	0.0
Alberta Residential	0.0	0.0	0.0	0.0	0.0	0.0	0.0	0.0	0.0	0.0	0.0	0.0	0.0
Alberta Elec.Generation	0.0	0.0	0.0	0.0	0.0	0.0	0.0	0.0	0.0	0.0	0.0	0.0	0.0
Shrinkage													
Acid Gas	0.0	0.0	0.0	0.0	0.0	0.0	0.0	0.0	0.0	0.0	0.0	0.0	0.0
Other products	27.2	28.0	33.0	34.3	41.6	23.7	33.4	72.2	69.7	48.2	71.5	56.4	539.2
Fuel	139.9	91.4	173.8	140.6	176.3	165.7	308.2	351.5	204.5	122.4	149.8	57.1	2,081.2
Flared	11.2	8.4	7.6	7.2	7.8	7.4	12.7	9.0	10.2	4.6	5.6	11.0	102.7
Vented	0.0	0.0	0.0	0.0	0.0	0.0	0.0	0.0	0.0	0.0	0.0	0.0	0.0
Diff and Other	-21.8	49.9	87.6	311.0	64.5	152.2	6.5	-117.6	-27.6	45.1	161.8	17.2	728.8
Process and Frac													
Pentanes Plus	27.3	13.2	6.4	31.1	66.0	28.3	20.3	66.5	71.7	48.6	40.0	23.0	442.4
Propane	0.0	0.0	0.0	0.0	0.0	0.0	0.0	0.0	0.0	0.0	0.0	0.0	0.0
Butanes	0.0	0.0	0.0	0.0	0.0	0.0	0.0	0.0	0.0	0.0	0.0	0.0	0.0
Ethane	0.0	0.0	0.0	0.0	0.0	0.0	0.0	0.0	0.0	0.0	0.0	0.0	0.0
NGL	93.0	105.3	135.7	120.3	120.4	77.0	125.2	251.7	234.7	163.9	269.2	219.8	1,916.2
Sulphur	0.0	0.0	0.0	0.0	0.0	0.0	0.0	0.0	0.0	0.0	0.0	0.0	0.0
Sulphur Closing Inv	0.0	0.0	0.0	0.0	0.0	0.0	0.0	0.0	0.0	0.0	0.0	0.0	0.0

Unit of Measurement: Gas and Gas equivalent products: 1000m3, Liquids: m3, Sulphur: MTS

VPR6200

Facility ID ABGP0001517

Facility Name Orlen Lochend 05-11 GP

Facility Licence # 4052

Facility Operator A2DE OUC

Production Month	201701	201702	201703	201704	201705	201706	201707	201708	201709	201710	201711	201712	Totals
Receipts													
Receipts from Alberta Facilities	9,197.8	8,153.2	9,004.8	8,351.7	8,714.3	8,531.3	8,680.5	8,435.3	8,489.0	8,246.9	7,978.5	7,689.6	101,472.9
Receipts from Non-Alberta Facilities	0.0	0.0	0.0	0.0	0.0	0.0	0.0	0.0	0.0	0.0	0.0	0.0	0.0
Dispositions													
Disposition													
Battery	0.0	0.0	0.0	0.0	0.0	0.0	0.0	0.0	0.0	0.0	0.0	0.0	0.0
Gas Gathering System	0.0	0.0	0.0	0.0	0.0	0.0	0.0	0.0	0.0	0.0	0.0	0.0	0.0
Gas Plant	0.0	0.0	0.0	0.0	0.0	0.0	0.0	0.0	0.0	0.0	0.0	0.0	0.0
Injection Facility	0.0	0.0	0.0	0.0	0.0	0.0	0.0	0.0	0.0	0.0	0.0	0.0	0.0
Meter Station	9,067.5	8,063.4	8,909.3	8,233.1	8,574.6	8,333.3	8,326.9	8,129.7	7,775.8	7,998.7	7,759.5	7,544.7	98,716.5
Other	0.0	0.0	0.0	0.0	0.0	0.0	0.0	0.0	0.0	0.0	0.0	0.0	0.0
Alberta Commercial	0.0	0.0	0.0	0.0	0.0	0.0	0.0	0.0	0.0	0.0	0.0	0.0	0.0
Alberta Industrial	0.0	0.0	0.0	0.0	0.0	0.0	0.0	0.0	0.0	0.0	0.0	0.0	0.0
Alberta Residential	0.0	0.0	0.0	0.0	0.0	0.0	0.0	0.0	0.0	0.0	0.0	0.0	0.0
Alberta Elec.Generation	0.0	0.0	0.0	0.0	0.0	0.0	0.0	0.0	0.0	0.0	0.0	0.0	0.0
Shrinkage													
Acid Gas	0.0	0.0	0.0	0.0	0.0	0.0	0.0	0.0	0.0	0.0	0.0	0.0	0.0
Other products	464.8	379.4	418.9	437.2	489.3	470.2	482.1	500.5	485.9	494.9	489.1	437.2	5,549.5
Fuel	116.2	99.0	51.5	13.9	2.1	0.0	2.1	0.0	0.0	0.0	0.0	0.0	284.8
Flared	1.3	1.1	1.2	1.4	1.4	1.2	0.0	1.2	1.2	1.2	1.2	1.2	13.6
Vented	2.1	1.9	2.1	2.1	0.0	2.1	1.3	2.1	2.1	2.1	2.1	2.1	22.1
Diff and Other	-454.1	-391.6	-378.2	-336.0	-353.1	-275.5	-131.9	-198.2	224.0	-250.0	-273.4	-295.6	-3,113.6
Process and Frac													
Pentanes Plus	0.0	0.0	0.0	0.0	0.0	0.0	0.0	0.0	0.0	0.0	26.8	0.0	26.8
Propane	0.0	0.0	0.0	0.0	0.0	0.0	0.0	0.0	0.0	0.0	0.0	0.0	0.0
Butanes	0.0	0.0	0.0	0.0	0.0	0.0	0.0	0.0	0.0	0.0	0.0	0.0	0.0
Ethane	0.0	0.0	0.0	0.0	0.0	0.0	0.0	0.0	0.0	0.0	0.0	0.0	0.0
NGL	1,884.7	1,538.4	1,699.1	1,772.1	1,978.8	1,902.0	1,948.9	2,019.9	1,964.2	1,998.9	1,955.5	1,768.7	22,431.2
Sulphur	0.0	0.0	0.0	0.0	0.0	0.0	0.0	0.0	0.0	0.0	0.0	0.0	0.0
Sulphur Closing Inv	0.0	0.0	0.0	0.0	0.0	0.0	0.0	0.0	0.0	0.0	0.0	0.0	0.0

Unit of Measurement: Gas and Gas equivalent products: 1000m3, Liquids: m3, Sulphur: MTS

VPR6200

Facility ID ABGP0001519

Facility Name GHOST PINE 4-18-32-22w4

Facility Licence # 4347

Facility Operator OHE9 CNRL

Production Month	201701	201702	201703	201704	201705	201706	201707	201708	201709	201710	201711	201712	Totals
Receipts													
Receipts from Alberta Facilities	707.6	738.0	823.0	765.5	777.1	759.3	797.0	770.5	740.5	775.8	716.4	737.1	9,107.8
Receipts from Non-Alberta Facilities	0.0	0.0	0.0	0.0	0.0	0.0	0.0	0.0	0.0	0.0	0.0	0.0	0.0
Dispositions													
Disposition													
Battery	0.0	0.0	0.0	0.0	0.0	0.0	0.0	0.0	0.0	0.0	0.0	0.0	0.0
Gas Gathering System	0.0	0.0	0.0	0.0	0.0	0.0	0.0	0.0	0.0	0.0	0.0	0.0	0.0
Gas Plant	0.0	0.0	0.0	0.0	0.0	0.0	0.0	0.0	0.0	0.0	0.0	0.0	0.0
Injection Facility	0.0	0.0	0.0	0.0	0.0	0.0	0.0	0.0	0.0	0.0	0.0	0.0	0.0
Meter Station	504.1	557.1	632.4	580.9	608.5	572.2	597.4	591.5	576.9	614.0	520.8	548.4	6,904.2
Other	0.0	0.0	0.0	0.0	0.0	0.0	0.0	0.0	0.0	0.0	0.0	0.0	0.0
Alberta Commercial	0.0	0.0	0.0	0.0	0.0	0.0	0.0	0.0	0.0	0.0	0.0	0.0	0.0
Alberta Industrial	0.0	0.0	0.0	0.0	0.0	0.0	0.0	0.0	0.0	0.0	0.0	0.0	0.0
Alberta Residential	0.0	0.0	0.0	0.0	0.0	0.0	0.0	0.0	0.0	0.0	0.0	0.0	0.0
Alberta Elec.Generation	0.0	0.0	0.0	0.0	0.0	0.0	0.0	0.0	0.0	0.0	0.0	0.0	0.0
Shrinkage													
Acid Gas	0.0	0.0	0.0	0.0	0.0	0.0	0.0	0.0	0.0	0.0	0.0	0.0	0.0
Other products	11.6	10.3	11.6	10.3	6.6	8.6	20.9	15.0	10.9	10.9	12.4	9.0	138.1
Fuel	153.5	119.8	139.4	120.1	128.0	118.6	118.2	117.6	120.9	130.9	142.8	115.3	1,525.1
Flared	0.1	0.4	0.1	0.1	0.0	0.3	1.2	0.1	0.0	0.0	0.8	0.8	3.9
Vented	0.0	0.0	0.0	0.0	0.0	0.0	0.0	0.0	0.0	0.0	0.0	0.7	0.7
Diff and Other	38.3	50.4	39.5	54.1	34.0	59.6	59.3	46.3	31.8	20.0	39.6	62.9	535.8
Process and Frac													
Pentanes Plus	0.0	0.0	0.0	0.0	0.0	0.0	0.0	0.0	0.0	0.0	0.0	0.0	0.0
Propane	0.0	0.0	0.0	0.0	0.0	0.0	0.0	0.0	0.0	0.0	0.0	0.0	0.0
Butanes	0.0	0.0	0.0	0.0	0.0	0.0	0.0	0.0	0.0	0.0	0.0	0.0	0.0
Ethane	0.0	0.0	0.0	0.0	0.0	0.0	0.0	0.0	0.0	0.0	0.0	0.0	0.0
NGL	53.7	46.7	52.5	46.3	29.6	40.2	97.0	69.7	49.6	50.2	56.4	40.6	632.5
Sulphur	0.0	0.0	0.0	0.0	0.0	0.0	0.0	0.0	0.0	0.0	0.0	0.0	0.0
Sulphur Closing Inv	0.0	0.0	0.0	0.0	0.0	0.0	0.0	0.0	0.0	0.0	0.0	0.0	0.0

Unit of Measurement: Gas and Gas equivalent products: 1000m3, Liquids: m3, Sulphur: MTS

VPR6200

Facility ID ABGP0001524

Facility Name MCLEOD RIVER 16-36 GAS PLANT

Facility Licence # 12825

Facility Operator A5YK VELVET

Production Month	201701	201702	201703	201704	201705	201706	201707	201708	201709	201710	201711	201712	Totals
Receipts													
Receipts from Alberta Facilities	3,162.6	2,703.3	4,765.9	5,433.2	4,940.5	3,553.5	5,428.6	4,957.1	4,141.0	4,059.3	4,649.1	5,166.6	52,960.7
Receipts from Non-Alberta Facilities	0.0	0.0	0.0	0.0	0.0	0.0	0.0	0.0	0.0	0.0	0.0	0.0	0.0
Dispositions													
Disposition													
Battery	0.0	0.0	0.0	0.0	0.0	0.0	0.0	0.0	0.0	0.0	0.0	0.0	0.0
Gas Gathering System	0.0	0.0	0.0	0.0	0.0	0.0	0.0	0.0	0.0	0.0	0.0	0.0	0.0
Gas Plant	0.0	0.0	0.0	0.0	0.0	0.0	0.0	0.0	0.0	0.0	0.0	0.0	0.0
Injection Facility	0.0	0.0	0.0	0.0	0.0	0.0	0.0	0.0	0.0	0.0	0.0	0.0	0.0
Meter Station	2,772.4	2,396.4	4,193.5	4,881.8	4,492.6	3,156.4	4,962.3	4,389.2	3,620.1	3,485.4	4,122.4	4,540.4	47,012.9
Other	0.0	0.0	0.0	0.0	0.0	0.0	0.0	0.0	0.0	0.0	0.0	0.0	0.0
Alberta Commercial	0.0	0.0	0.0	0.0	0.0	0.0	0.0	0.0	0.0	0.0	0.0	0.0	0.0
Alberta Industrial	0.0	0.0	0.0	0.0	0.0	0.0	0.0	0.0	0.0	0.0	0.0	0.0	0.0
Alberta Residential	0.0	0.0	0.0	0.0	0.0	0.0	0.0	0.0	0.0	0.0	0.0	0.0	0.0
Alberta Elec.Generation	0.0	0.0	0.0	0.0	0.0	0.0	0.0	0.0	0.0	0.0	0.0	0.0	0.0
Shrinkage													
Acid Gas	0.0	0.0	0.0	0.0	0.0	0.0	0.0	0.0	0.0	0.0	0.0	0.0	0.0
Other products	132.7	111.7	196.8	206.2	193.8	234.0	392.5	398.4	341.9	315.7	353.0	418.7	3,295.4
Fuel	201.8	157.2	252.6	273.8	254.6	218.3	312.8	297.1	272.6	276.7	284.6	304.6	3,106.7
Flared	2.0	0.0	0.0	0.0	0.0	0.9	0.0	0.1	0.0	0.0	0.0	0.0	3.0
Vented	1.3	1.2	0.0	0.0	0.0	0.0	0.0	0.0	0.0	0.0	0.0	0.0	2.5
Diff and Other	52.4	36.8	123.0	71.4	-0.5	-56.1	-239.0	-127.7	-93.6	-18.5	-110.9	-97.1	-459.8
Process and Frac													
Pentanes Plus	138.4	120.5	157.5	123.2	75.6	445.1	703.4	854.7	767.9	660.4	921.4	1,045.4	6,013.5
Propane	0.0	0.0	0.0	0.0	0.0	0.0	0.0	0.0	0.0	0.0	0.0	0.0	0.0
Butanes	0.0	0.0	0.0	0.0	0.0	0.0	0.0	0.0	0.0	0.0	0.0	0.0	0.0
Ethane	0.0	0.0	0.0	0.0	0.0	0.0	0.0	0.0	0.0	0.0	0.0	0.0	0.0
NGL	433.1	363.0	686.0	760.4	749.9	598.0	1,019.6	916.4	757.1	740.7	672.1	837.1	8,533.4
Sulphur	0.0	0.0	0.0	0.0	0.0	0.0	0.0	0.0	0.0	0.0	0.0	0.0	0.0
Sulphur Closing Inv	0.0	0.0	0.0	0.0	0.0	0.0	0.0	0.0	0.0	0.0	0.0	0.0	0.0

Unit of Measurement: Gas and Gas equivalent products: 1000m3, Liquids: m3, Sulphur: MTS

VPR6200

Facility ID ABGP0001527

Facility Name ALTAGAS PREVO

Facility Licence # 7258

Facility Operator A74Y TIDEWATER

Production Month	201701	201702	201703	201704	201705	201706	201707	201708	201709	201710	201711	201712	Totals
Receipts													
Receipts from Alberta Facilities	4,660.5	5,107.9	5,528.2	5,566.4	5,550.4	5,635.7	5,793.8	5,399.7	4,631.5	4,226.2	5,494.6	5,608.0	63,202.9
Receipts from Non-Alberta Facilities	0.0	0.0	0.0	0.0	0.0	0.0	0.0	0.0	0.0	0.0	0.0	0.0	0.0
Dispositions													
Disposition													
Battery	0.0	0.0	0.0	0.0	0.0	0.0	0.0	0.0	0.0	0.0	0.0	0.0	0.0
Gas Gathering System	0.0	0.0	0.0	0.0	0.0	0.0	0.0	0.0	0.0	0.0	0.0	0.0	0.0
Gas Plant	0.0	0.0	0.0	0.0	0.0	0.0	0.0	0.0	0.0	0.0	0.0	0.0	0.0
Injection Facility	0.0	0.0	0.0	0.0	0.0	0.0	0.0	0.0	0.0	0.0	0.0	0.0	0.0
Meter Station	4,334.1	4,806.3	5,018.7	5,175.0	5,164.0	5,252.9	5,403.3	5,031.4	4,297.8	3,883.0	5,129.1	5,282.5	58,778.1
Other	0.0	0.0	0.0	0.0	0.0	0.0	0.0	0.0	0.0	0.0	0.0	0.0	0.0
Alberta Commercial	0.0	0.0	0.0	0.0	0.0	0.0	0.0	0.0	0.0	0.0	0.0	0.0	0.0
Alberta Industrial	0.0	0.0	0.0	0.0	0.0	0.0	0.0	0.0	0.0	0.0	0.0	0.0	0.0
Alberta Residential	0.0	0.0	0.0	0.0	0.0	0.0	0.0	0.0	0.0	0.0	0.0	0.0	0.0
Alberta Elec.Generation	0.0	0.0	0.0	0.0	0.0	0.0	0.0	0.0	0.0	0.0	0.0	0.0	0.0
Shrinkage													
Acid Gas	0.0	0.0	0.0	0.0	0.0	0.0	0.0	0.0	0.0	0.0	0.0	0.0	0.0
Other products	207.8	133.8	255.3	187.9	228.9	226.0	249.6	250.1	220.0	216.6	219.2	238.8	2,634.0
Fuel	171.9	170.2	188.9	217.2	201.3	200.1	218.3	211.2	157.5	183.7	173.6	176.8	2,270.7
Flared	7.3	6.5	7.2	6.9	7.0	6.9	7.2	7.6	7.6	7.6	7.0	7.3	86.1
Vented	0.3	0.5	0.0	0.0	0.0	0.1	0.1	0.3	0.0	0.1	0.3	0.3	2.0
Diff and Other	-60.9	-9.4	58.1	-20.6	-50.8	-50.3	-84.7	-100.9	-51.4	-64.8	-34.6	-97.7	-568.0
Process and Frac													
Pentanes Plus	32.6	75.8	58.6	56.5	53.0	28.0	15.7	16.6	1.2	25.4	71.5	65.4	500.3
Propane	0.0	0.0	0.0	0.0	0.0	0.0	0.0	0.0	0.0	0.0	0.0	0.0	0.0
Butanes	0.0	0.0	0.0	0.0	0.0	0.0	0.0	0.0	0.0	0.0	0.0	0.0	0.0
Ethane	0.0	0.0	0.0	0.0	0.0	0.0	0.0	0.0	0.0	0.0	0.0	0.0	0.0
NGL	823.9	478.0	988.8	715.4	887.3	898.9	1,005.4	1,007.5	897.3	866.3	841.2	929.8	10,339.8
Sulphur	0.0	0.0	0.0	0.0	0.0	0.0	0.0	0.0	0.0	0.0	0.0	0.0	0.0
Sulphur Closing Inv	0.0	0.0	0.0	0.0	0.0	0.0	0.0	0.0	0.0	0.0	0.0	0.0	0.0

Unit of Measurement: Gas and Gas equivalent products: 1000m3, Liquids: m3, Sulphur: MTS

VPR6200
Facility ID ABGP0001531

Facility Name MARATHON KAKWA

Facility Licence # 14074

Facility Operator OR46 HUSKY

Production Month	201701	201702	201703	201704	201705	201706	201707	201708	201709	201710	201711	201712	Totals
Receipts													
Receipts from Alberta Facilities	24,213.3	21,317.6	22,932.6	22,274.6	20,387.3	19,546.7	22,776.0	22,547.9	20,518.4	22,103.3	22,006.4	22,205.3	262,829.4
Receipts from Non-Alberta Facilities	0.0	0.0	0.0	0.0	0.0	0.0	0.0	0.0	0.0	0.0	0.0	0.0	0.0
Dispositions													
Disposition													
Battery	0.0	0.0	0.0	0.0	0.0	0.0	0.0	0.0	0.0	0.0	0.0	0.0	0.0
Gas Gathering System	0.0	0.0	0.0	0.0	0.0	0.0	0.0	0.0	0.0	0.0	0.0	0.0	0.0
Gas Plant	0.0	0.0	0.0	0.0	0.0	0.0	0.0	0.0	0.0	0.0	0.0	0.0	0.0
Injection Facility	7,854.7	7,512.3	8,268.2	7,780.3	5,132.4	5,932.1	7,547.1	7,599.7	6,661.2	8,734.8	8,682.8	8,764.0	90,469.6
Meter Station	14,622.3	13,016.3	13,781.4	13,727.0	13,948.3	12,741.8	14,628.4	14,349.3	13,261.2	12,661.6	12,609.5	12,734.5	162,081.6
Other	0.0	0.0	0.0	0.0	0.0	0.0	0.0	0.0	0.0	0.0	0.0	0.0	0.0
Alberta Commercial	0.0	0.0	0.0	0.0	0.0	0.0	0.0	0.0	0.0	0.0	0.0	0.0	0.0
Alberta Industrial	0.0	0.0	0.0	0.0	0.0	0.0	0.0	0.0	0.0	0.0	0.0	0.0	0.0
Alberta Residential	0.0	0.0	0.0	0.0	0.0	0.0	0.0	0.0	0.0	0.0	0.0	0.0	0.0
Alberta Elec.Generation	0.0	0.0	0.0	0.0	0.0	0.0	0.0	0.0	0.0	0.0	0.0	0.0	0.0
Shrinkage													
Acid Gas	0.0	0.0	0.0	0.0	0.0	0.0	0.0	0.0	0.0	0.0	0.0	0.0	0.0
Other products	718.2	635.6	687.4	659.7	671.6	649.7	730.4	743.9	681.8	675.1	667.6	666.7	8,187.7
Fuel	480.7	418.8	478.7	453.4	458.4	437.5	454.8	439.9	374.4	445.1	482.8	389.7	5,314.2
Flared	0.5	4.9	10.4	9.2	2.1	1.6	13.9	2.1	6.6	4.9	3.3	1.4	60.9
Vented	0.0	0.0	0.0	0.0	0.0	0.0	0.0	0.0	0.0	0.0	0.0	0.0	0.0
Diff and Other	536.9	-270.3	-293.5	-355.0	174.5	-216.0	-598.6	-587.0	-466.8	-418.2	-439.6	-351.0	-3,284.6
Process and Frac													
Pentanes Plus	0.0	0.0	0.0	0.0	0.0	0.0	0.0	0.0	0.0	0.0	0.0	0.0	0.0
Propane	0.0	0.0	0.0	0.0	0.0	0.0	0.0	0.0	0.0	0.0	0.0	0.0	0.0
Butanes	0.0	0.0	0.0	0.0	0.0	0.0	0.0	0.0	0.0	0.0	0.0	0.0	0.0
Ethane	0.0	0.0	0.0	0.0	0.0	0.0	0.0	0.0	0.0	0.0	0.0	0.0	0.0
NGL	2,911.3	2,575.1	2,786.4	2,679.1	2,716.7	2,627.1	2,964.4	3,022.4	2,774.1	2,747.7	2,706.0	2,707.3	33,217.6
Sulphur	0.0	0.0	0.0	0.0	0.0	0.0	0.0	0.0	0.0	0.0	0.0	0.0	0.0
Sulphur Closing Inv	0.0	0.0	0.0	0.0	0.0	0.0	0.0	0.0	0.0	0.0	0.0	0.0	0.0

Unit of Measurement: Gas and Gas equivalent products: 1000m3, Liquids: m3, Sulphur: MTS

VPR6200

Facility ID ABGP0001532

Facility Name HADRIAN BERRY

Facility Licence # 3782

Facility Operator A5RX

Production Month	201701	201702	201703	201704	201705	201706	201707	201708	201709	201710	201711	201712	Totals
Receipts													
Receipts from Alberta Facilities	0.0	0.0	0.0	0.0	0.0	0.0	0.0	0.0	0.0	0.0	0.0	0.0	0.0
Receipts from Non-Alberta Facilities	0.0	0.0	0.0	0.0	0.0	0.0	0.0	0.0	0.0	0.0	0.0	0.0	0.0
Dispositions													
Disposition													
Battery	0.0	0.0	0.0	0.0	0.0	0.0	0.0	0.0	0.0	0.0	0.0	0.0	0.0
Gas Gathering System	0.0	0.0	0.0	0.0	0.0	0.0	0.0	0.0	0.0	0.0	0.0	0.0	0.0
Gas Plant	0.0	0.0	0.0	0.0	0.0	0.0	0.0	0.0	0.0	0.0	0.0	0.0	0.0
Injection Facility	0.0	0.0	0.0	0.0	0.0	0.0	0.0	0.0	0.0	0.0	0.0	0.0	0.0
Meter Station	0.0	0.0	0.0	0.0	0.0	0.0	0.0	0.0	0.0	0.0	0.0	0.0	0.0
Other	0.0	0.0	0.0	0.0	0.0	0.0	0.0	0.0	0.0	0.0	0.0	0.0	0.0
Alberta Commercial	0.0	0.0	0.0	0.0	0.0	0.0	0.0	0.0	0.0	0.0	0.0	0.0	0.0
Alberta Industrial	0.0	0.0	0.0	0.0	0.0	0.0	0.0	0.0	0.0	0.0	0.0	0.0	0.0
Alberta Residential	0.0	0.0	0.0	0.0	0.0	0.0	0.0	0.0	0.0	0.0	0.0	0.0	0.0
Alberta Elec.Generation	0.0	0.0	0.0	0.0	0.0	0.0	0.0	0.0	0.0	0.0	0.0	0.0	0.0
Shrinkage													
Acid Gas	0.0	0.0	0.0	0.0	0.0	0.0	0.0	0.0	0.0	0.0	0.0	0.0	0.0
Other products	0.0	0.0	0.0	0.0	0.0	0.0	0.0	0.0	0.0	0.0	0.0	0.0	0.0
Fuel	0.0	0.0	0.0	0.0	0.0	0.0	0.0	0.0	0.0	0.0	0.0	0.0	0.0
Flared	0.0	0.0	0.0	0.0	0.0	0.0	0.0	0.0	0.0	0.0	0.0	0.0	0.0
Vented	0.0	0.0	0.0	0.0	0.0	0.0	0.0	0.0	0.0	0.0	0.0	0.0	0.0
Diff and Other	0.0	0.0	0.0	0.0	0.0	0.0	0.0	0.0	0.0	0.0	0.0	0.0	0.0
Process and Frac													
Pentanes Plus	0.0	0.0	0.0	0.0	0.0	0.0	0.0	0.0	0.0	0.0	0.0	0.0	0.0
Propane	0.0	0.0	0.0	0.0	0.0	0.0	0.0	0.0	0.0	0.0	0.0	0.0	0.0
Butanes	0.0	0.0	0.0	0.0	0.0	0.0	0.0	0.0	0.0	0.0	0.0	0.0	0.0
Ethane	0.0	0.0	0.0	0.0	0.0	0.0	0.0	0.0	0.0	0.0	0.0	0.0	0.0
NGL	0.0	0.0	0.0	0.0	0.0	0.0	0.0	0.0	0.0	0.0	0.0	0.0	0.0
Sulphur	0.0	0.0	0.0	0.0	0.0	0.0	0.0	0.0	0.0	0.0	0.0	0.0	0.0
Sulphur Closing Inv	0.0	0.0	0.0	0.0	0.0	0.0	0.0	0.0	0.0	0.0	0.0	0.0	0.0

Unit of Measurement: Gas and Gas equivalent products: 1000m3, Liquids: m3, Sulphur: MTS

VPR6200

Facility ID ABGP0001534

Facility Name GLENCOE CHIGWELL

Facility Licence # 9026

Facility Operator ONM3 GLENCOE

Production Month	201701	201702	201703	201704	201705	201706	201707	201708	201709	201710	201711	201712	Totals
Receipts													
Receipts from Alberta Facilities	1,877.1	1,656.1	1,845.4	1,779.5	1,694.5	1,747.1	1,667.4	1,777.8	1,628.3	1,667.9	1,574.9	1,432.7	20,348.7
Receipts from Non-Alberta Facilities	0.0	0.0	0.0	0.0	0.0	0.0	0.0	0.0	0.0	0.0	0.0	0.0	0.0
Dispositions													
Disposition													
Battery	72.6	77.4	48.2	39.1	37.5	45.9	37.8	50.3	45.7	36.8	27.9	42.9	562.1
Gas Gathering System	314.1	337.6	337.0	329.9	338.3	340.5	365.6	357.6	351.0	358.7	331.7	339.7	4,101.7
Gas Plant	0.0	0.0	0.0	0.0	0.0	0.0	0.0	0.0	0.0	0.0	0.0	0.0	0.0
Injection Facility	0.0	0.0	0.0	0.0	0.0	0.0	0.0	0.0	0.0	0.0	0.0	0.0	0.0
Meter Station	1,384.1	1,100.7	1,333.9	1,262.2	1,269.7	1,365.7	1,346.5	1,419.8	1,251.5	1,268.7	1,212.8	1,093.9	15,309.5
Other	0.0	0.0	0.0	0.0	0.0	0.0	0.0	0.0	0.0	0.0	0.0	0.0	0.0
Alberta Commercial	0.0	0.0	0.0	0.0	0.0	0.0	0.0	0.0	0.0	0.0	0.0	0.0	0.0
Alberta Industrial	0.0	0.0	0.0	0.0	0.0	0.0	0.0	0.0	0.0	0.0	0.0	0.0	0.0
Alberta Residential	0.0	0.0	0.0	0.0	0.0	0.0	0.0	0.0	0.0	0.0	0.0	0.0	0.0
Alberta Elec.Generation	0.0	0.0	0.0	0.0	0.0	0.0	0.0	0.0	0.0	0.0	0.0	0.0	0.0
Shrinkage													
Acid Gas	0.0	0.0	0.0	0.0	0.0	0.0	0.0	0.0	0.0	0.0	0.0	0.0	0.0
Other products	3.9	2.2	7.1	3.3	4.2	3.8	0.8	0.5	1.6	0.6	2.3	1.3	31.6
Fuel	107.7	96.4	111.8	104.4	0.0	0.0	0.0	0.0	0.0	0.0	0.0	0.0	420.3
Flared	0.0	0.0	0.0	0.0	0.0	0.0	0.0	0.0	0.0	0.0	0.0	0.0	0.0
Vented	0.0	0.0	0.0	0.7	0.0	0.0	0.0	0.0	0.0	0.0	0.0	0.0	0.7
Diff and Other	-5.3	41.8	7.4	39.9	44.8	-8.8	-83.3	-50.4	-21.5	3.1	0.2	-45.1	-77.2
Process and Frac													
Pentanes Plus	0.0	0.0	0.0	0.0	0.0	0.0	0.0	0.0	0.0	0.0	0.0	0.0	0.0
Propane	0.0	0.0	0.0	0.0	0.0	0.0	0.0	0.0	0.0	0.0	0.0	0.0	0.0
Butanes	0.0	0.0	0.0	0.0	0.0	0.0	0.0	0.0	0.0	0.0	0.0	0.0	0.0
Ethane	0.0	0.0	0.0	0.0	0.0	0.0	0.0	0.0	0.0	0.0	0.0	0.0	0.0
NGL	18.0	10.5	30.0	14.9	18.6	17.1	3.2	2.5	6.6	2.5	9.5	5.5	138.9
Sulphur	0.0	0.0	0.0	0.0	0.0	0.0	0.0	0.0	0.0	0.0	0.0	0.0	0.0
Sulphur Closing Inv	0.0	0.0	0.0	0.0	0.0	0.0	0.0	0.0	0.0	0.0	0.0	0.0	0.0

Unit of Measurement: Gas and Gas equivalent products: 1000m3, Liquids: m3, Sulphur: MTS

VPR6200

Facility ID ABGP0001535

Facility Name MAJORVILLE 4-31-18-19w4

Facility Licence # 2409

Facility Operator OHE9 CNRL

Production Month	201701	201702	201703	201704	201705	201706	201707	201708	201709	201710	201711	201712	Totals
Receipts													
Receipts from Alberta Facilities	148.7	0.0	0.0	0.0	0.0	0.0	0.0	0.0	0.0	0.0	0.0	0.0	148.7
Receipts from Non-Alberta Facilities	0.0	0.0	0.0	0.0	0.0	0.0	0.0	0.0	0.0	0.0	0.0	0.0	0.0
Dispositions													
Disposition													
Battery	0.0	0.0	0.0	0.0	0.0	0.0	0.0	0.0	0.0	0.0	0.0	0.0	0.0
Gas Gathering System	0.0	0.0	0.0	0.0	0.0	0.0	0.0	0.0	0.0	0.0	0.0	0.0	0.0
Gas Plant	0.0	0.0	0.0	0.0	0.0	0.0	0.0	0.0	0.0	0.0	0.0	0.0	0.0
Injection Facility	0.0	0.0	0.0	0.0	0.0	0.0	0.0	0.0	0.0	0.0	0.0	0.0	0.0
Meter Station	148.7	0.0	0.0	0.0	0.0	0.0	0.0	0.0	0.0	0.0	0.0	0.0	148.7
Other	0.0	0.0	0.0	0.0	0.0	0.0	0.0	0.0	0.0	0.0	0.0	0.0	0.0
Alberta Commercial	0.0	0.0	0.0	0.0	0.0	0.0	0.0	0.0	0.0	0.0	0.0	0.0	0.0
Alberta Industrial	0.0	0.0	0.0	0.0	0.0	0.0	0.0	0.0	0.0	0.0	0.0	0.0	0.0
Alberta Residential	0.0	0.0	0.0	0.0	0.0	0.0	0.0	0.0	0.0	0.0	0.0	0.0	0.0
Alberta Elec.Generation	0.0	0.0	0.0	0.0	0.0	0.0	0.0	0.0	0.0	0.0	0.0	0.0	0.0
Shrinkage													
Acid Gas	0.0	0.0	0.0	0.0	0.0	0.0	0.0	0.0	0.0	0.0	0.0	0.0	0.0
Other products	3.6	0.0	0.0	0.0	0.0	0.0	0.0	0.0	0.0	0.0	0.0	0.0	3.6
Fuel	2.9	0.0	0.0	0.0	0.0	0.0	0.0	0.0	0.0	0.0	0.0	0.0	2.9
Flared	0.0	0.0	0.0	0.0	0.0	0.0	0.0	0.0	0.0	0.0	0.0	0.0	0.0
Vented	0.0	0.0	0.0	0.0	0.0	0.0	0.0	0.0	0.0	0.0	0.0	0.0	0.0
Diff and Other	-6.5	0.0	0.0	0.0	0.0	0.0	0.0	0.0	0.0	0.0	0.0	0.0	-6.5
Process and Frac													
Pentanes Plus	11.0	0.0	0.0	0.0	0.0	0.0	0.0	0.0	0.0	0.0	0.0	0.0	11.0
Propane	0.0	0.0	0.0	0.0	0.0	0.0	0.0	0.0	0.0	0.0	0.0	0.0	0.0
Butanes	0.0	0.0	0.0	0.0	0.0	0.0	0.0	0.0	0.0	0.0	0.0	0.0	0.0
Ethane	0.0	0.0	0.0	0.0	0.0	0.0	0.0	0.0	0.0	0.0	0.0	0.0	0.0
NGL	7.4	0.0	0.0	0.0	0.0	0.0	0.0	0.0	0.0	0.0	0.0	0.0	7.4
Sulphur	0.0	0.0	0.0	0.0	0.0	0.0	0.0	0.0	0.0	0.0	0.0	0.0	0.0
Sulphur Closing Inv	0.0	0.0	0.0	0.0	0.0	0.0	0.0	0.0	0.0	0.0	0.0	0.0	0.0

Unit of Measurement: Gas and Gas equivalent products: 1000m3, Liquids: m3, Sulphur: MTS

VPR6200

Facility ID ABGP0001536

Facility Name THUNDER MANOLA

Facility Licence # 13450

Facility Operator A74Y TIDEWATER

Production Month	201701	201702	201703	201704	201705	201706	201707	201708	201709	201710	201711	201712	Totals
Receipts													
Receipts from Alberta Facilities	3,318.8	3,543.4	3,921.3	3,291.1	3,083.3	2,920.9	2,940.3	2,530.2	2,248.6	1,491.7	1,389.3	2,128.2	32,807.1
Receipts from Non-Alberta Facilities	0.0	0.0	0.0	0.0	0.0	0.0	0.0	0.0	0.0	0.0	0.0	0.0	0.0
Dispositions													
Disposition													
Battery	31.7	31.1	38.5	33.9	33.8	32.6	31.3	27.2	26.0	30.7	34.0	37.9	388.7
Gas Gathering System	0.0	0.0	0.0	0.0	0.0	0.0	0.0	0.0	0.0	0.0	0.0	0.0	0.0
Gas Plant	0.0	0.0	0.0	0.0	0.0	0.0	0.0	0.0	0.0	0.0	0.0	0.0	0.0
Injection Facility	0.0	0.0	0.0	0.0	0.0	0.0	0.0	0.0	0.0	0.0	0.0	0.0	0.0
Meter Station	3,059.4	3,258.4	3,599.9	3,050.6	2,840.5	2,715.4	2,761.4	2,239.7	2,066.3	1,226.4	1,229.6	1,910.9	29,958.5
Other	0.0	0.0	0.0	0.0	0.0	0.0	0.0	0.0	0.0	0.0	0.0	0.0	0.0
Alberta Commercial	0.0	0.0	0.0	0.0	0.0	0.0	0.0	0.0	0.0	0.0	0.0	0.0	0.0
Alberta Industrial	0.0	0.0	0.0	0.0	0.0	0.0	0.0	0.0	0.0	0.0	0.0	0.0	0.0
Alberta Residential	0.0	0.0	0.0	0.0	0.0	0.0	0.0	0.0	0.0	0.0	0.0	0.0	0.0
Alberta Elec.Generation	0.0	0.0	0.0	0.0	0.0	0.0	0.0	0.0	0.0	0.0	0.0	0.0	0.0
Shrinkage													
Acid Gas	0.0	0.0	0.0	0.0	0.0	0.0	0.0	0.0	0.0	0.0	0.0	0.0	0.0
Other products	12.5	14.4	16.7	17.0	15.6	16.2	1.2	11.7	9.8	10.0	12.6	10.0	147.7
Fuel	200.8	203.7	216.1	193.0	197.5	174.0	161.4	166.5	79.5	151.7	163.0	176.5	2,083.7
Flared	1.5	0.4	0.6	0.3	0.6	0.8	0.5	0.9	4.7	0.9	0.5	0.5	12.2
Vented	0.0	0.0	0.0	0.0	0.0	0.0	0.0	0.0	0.0	0.0	0.0	0.0	0.0
Diff and Other	12.9	35.4	49.5	-3.7	-4.7	-18.1	-15.5	84.2	62.3	72.0	-50.4	-7.6	216.3
Process and Frac													
Pentanes Plus	0.0	0.0	0.0	0.0	0.0	0.0	0.0	0.0	0.0	0.0	0.0	0.0	0.0
Propane	0.0	0.0	0.0	0.0	0.0	0.0	0.0	0.0	0.0	0.0	0.0	0.0	0.0
Butanes	0.0	0.0	0.0	0.0	0.0	0.0	0.0	0.0	0.0	0.0	0.0	0.0	0.0
Ethane	0.0	0.0	0.0	0.0	0.0	0.0	0.0	0.0	0.0	0.0	0.0	0.0	0.0
NGL	55.5	63.9	74.6	76.0	70.0	72.1	5.5	52.7	44.2	44.6	56.5	44.5	660.1
Sulphur	0.0	0.0	0.0	0.0	0.0	0.0	0.0	0.0	0.0	0.0	0.0	0.0	0.0
Sulphur Closing Inv	0.0	0.0	0.0	0.0	0.0	0.0	0.0	0.0	0.0	0.0	0.0	0.0	0.0

Unit of Measurement: Gas and Gas equivalent products: 1000m3, Liquids: m3, Sulphur: MTS

VPR6200

Facility ID ABGP0001537

Facility Name STAR POUCE COUPE

Facility Licence # 16480

Facility Operator 0G30 ARC

Production Month	201701	201702	201703	201704	201705	201706	201707	201708	201709	201710	201711	201712	Totals
Receipts													
Receipts from Alberta Facilities	5,363.7	6,033.8	5,119.8	7,337.8	10,710.2	10,486.8	6,631.7	5,667.6	5,265.8	4,726.9	4,565.0	5,177.1	77,086.2
Receipts from Non-Alberta Facilities	0.0	0.0	0.0	0.0	0.0	0.0	0.0	0.0	0.0	0.0	0.0	0.0	0.0
Dispositions													
Disposition													
Battery	96.9	84.8	93.6	72.7	55.4	38.4	74.4	85.8	84.9	96.8	94.8	108.1	986.6
Gas Gathering System	0.0	0.0	0.0	0.0	0.0	0.0	0.0	0.0	0.0	0.0	0.0	0.0	0.0
Gas Plant	0.0	0.0	0.0	0.0	0.0	0.0	0.0	0.0	0.0	0.0	0.0	0.0	0.0
Injection Facility	0.0	0.0	0.0	0.0	0.0	0.0	0.0	0.0	0.0	0.0	0.0	0.0	0.0
Meter Station	4,966.8	5,671.3	4,742.9	7,122.8	10,651.0	10,366.4	6,382.1	5,027.0	4,966.0	4,471.4	4,203.0	4,880.9	73,451.6
Other	0.0	0.0	0.0	0.0	0.0	0.0	0.0	0.0	0.0	0.0	0.0	0.0	0.0
Alberta Commercial	0.0	0.0	0.0	0.0	0.0	0.0	0.0	0.0	0.0	0.0	0.0	0.0	0.0
Alberta Industrial	0.0	0.0	0.0	0.0	0.0	0.0	0.0	0.0	0.0	0.0	0.0	0.0	0.0
Alberta Residential	0.0	0.0	0.0	0.0	0.0	0.0	0.0	0.0	0.0	0.0	0.0	0.0	0.0
Alberta Elec.Generation	0.0	0.0	0.0	0.0	0.0	0.0	0.0	0.0	0.0	0.0	0.0	0.0	0.0
Shrinkage													
Acid Gas	0.0	0.0	0.0	0.0	0.0	0.0	0.0	0.0	0.0	0.0	0.0	0.0	0.0
Other products	25.4	67.6	25.9	61.0	137.5	135.8	68.6	72.1	43.6	40.6	36.5	39.6	754.2
Fuel	221.9	240.9	215.1	241.6	220.5	228.3	174.1	132.2	135.3	114.7	107.0	102.2	2,133.8
Flared	1.7	2.2	1.7	1.2	0.6	0.4	1.1	1.9	1.6	1.6	1.6	1.7	17.3
Vented	0.0	0.0	0.0	0.0	0.0	0.0	0.0	0.0	0.0	0.0	0.0	0.0	0.0
Diff and Other	51.0	-33.0	40.6	-161.5	-354.8	-282.5	-68.6	348.6	34.4	1.8	122.1	44.6	-257.3
Process and Frac													
Pentanes Plus	122.8	130.0	81.3	44.6	56.9	50.1	78.5	185.9	130.6	114.2	113.5	132.3	1,240.7
Propane	0.0	0.0	0.0	0.0	0.0	0.0	0.0	0.0	0.0	0.0	0.0	0.0	0.0
Butanes	0.0	0.0	0.0	0.0	0.0	0.0	0.0	0.0	0.0	0.0	0.0	0.0	0.0
Ethane	0.0	0.0	0.0	0.0	0.0	0.0	0.0	0.0	0.0	0.0	0.0	0.0	0.0
NGL	0.0	189.0	42.3	216.1	535.4	527.4	224.9	155.5	75.2	76.8	59.1	56.1	2,157.8
Sulphur	0.0	0.0	0.0	0.0	0.0	0.0	0.0	0.0	0.0	0.0	0.0	0.0	0.0
Sulphur Closing Inv	0.0	0.0	0.0	0.0	0.0	0.0	0.0	0.0	0.0	0.0	0.0	0.0	0.0

Unit of Measurement: Gas and Gas equivalent products: 1000m3, Liquids: m3, Sulphur: MTS

VPR6200

Facility ID ABGP0001541

Facility Name D Energy Craigmyle Michi 13-28-31-16

Facility Licence # 4206

Facility Operator A5EB MARQUEE

Production Month	201701	201702	201703	201704	201705	201706	201707	201708	201709	201710	201711	201712	Totals
Receipts													
Receipts from Alberta Facilities	3,070.0	2,773.2	3,139.9	3,196.3	3,277.8	3,169.5	3,142.8	3,158.4	3,142.8	3,058.0	2,761.0	2,604.2	36,493.9
Receipts from Non-Alberta Facilities	0.0	0.0	0.0	0.0	0.0	0.0	0.0	0.0	0.0	0.0	0.0	0.0	0.0
Dispositions													
Disposition													
Battery	0.0	0.0	0.0	0.0	0.0	0.0	0.0	0.0	0.0	0.0	0.0	0.0	0.0
Gas Gathering System	0.0	0.0	0.0	0.0	0.0	0.0	0.0	0.0	0.0	0.0	0.0	0.0	0.0
Gas Plant	0.0	0.0	0.0	0.0	0.0	0.0	0.0	0.0	0.0	0.0	0.0	0.0	0.0
Injection Facility	0.0	0.0	0.0	0.0	0.0	0.0	0.0	0.0	0.0	0.0	0.0	0.0	0.0
Meter Station	2,707.7	2,441.1	2,731.8	2,820.4	2,871.4	2,746.4	2,748.8	2,675.1	2,704.7	2,664.0	2,449.7	2,408.0	31,969.1
Other	0.0	0.0	0.0	0.0	0.0	0.0	0.0	0.0	0.0	0.0	0.0	0.0	0.0
Alberta Commercial	0.0	0.0	0.0	0.0	0.0	0.0	0.0	0.0	0.0	0.0	0.0	0.0	0.0
Alberta Industrial	0.0	0.0	0.0	0.0	0.0	0.0	0.0	0.0	0.0	0.0	0.0	0.0	0.0
Alberta Residential	0.0	0.0	0.0	0.0	0.0	0.0	0.0	0.0	0.0	0.0	0.0	0.0	0.0
Alberta Elec.Generation	0.0	0.0	0.0	0.0	0.0	0.0	0.0	0.0	0.0	0.0	0.0	0.0	0.0
Shrinkage													
Acid Gas	0.0	0.0	0.0	0.0	0.0	0.0	0.0	0.0	0.0	0.0	0.0	0.0	0.0
Other products	10.8	10.9	12.0	15.8	26.0	23.8	27.3	13.1	37.8	26.3	22.0	15.7	241.5
Fuel	219.9	196.1	277.6	220.4	242.2	265.5	237.7	336.2	294.3	247.1	209.9	210.1	2,957.0
Flared	0.1	0.2	0.0	0.3	0.6	0.3	0.1	0.0	0.2	0.5	0.0	0.0	2.3
Vented	0.2	0.2	0.0	0.3	0.6	0.3	0.1	0.0	0.2	0.5	0.0	0.0	2.4
Diff and Other	131.3	124.7	118.5	139.1	137.0	133.2	128.8	134.0	105.6	119.6	79.4	-29.6	1,321.6
Process and Frac													
Pentanes Plus	0.0	0.0	0.0	0.0	0.0	0.0	0.0	0.0	0.0	0.0	0.0	0.0	0.0
Propane	0.0	0.0	0.0	0.0	0.0	0.0	0.0	0.0	0.0	0.0	0.0	0.0	0.0
Butanes	0.0	0.0	0.0	0.0	0.0	0.0	0.0	0.0	0.0	0.0	0.0	0.0	0.0
Ethane	0.0	0.0	0.0	0.0	0.0	0.0	0.0	0.0	0.0	0.0	0.0	0.0	0.0
NGL	49.0	48.9	53.8	67.2	116.9	107.5	115.5	54.0	167.5	115.1	95.3	65.4	1,056.1
Sulphur	0.0	0.0	0.0	0.0	0.0	0.0	0.0	0.0	0.0	0.0	0.0	0.0	0.0
Sulphur Closing Inv	0.0	0.0	0.0	0.0	0.0	0.0	0.0	0.0	0.0	0.0	0.0	0.0	0.0

Unit of Measurement: Gas and Gas equivalent products: 1000m3, Liquids: m3, Sulphur: MTS

VPR6200

Facility ID ABGP0001542

Facility Name STELLARTON ROWLEY

Facility Licence # 4485

Facility Operator A1H9 EMBER

Production Month	201701	201702	201703	201704	201705	201706	201707	201708	201709	201710	201711	201712	Totals
Receipts													
Receipts from Alberta Facilities	1,090.4	1,029.8	1,131.0	1,086.7	1,113.8	1,090.0	1,121.8	1,163.8	1,087.3	1,098.1	990.6	976.5	12,979.8
Receipts from Non-Alberta Facilities	0.0	0.0	0.0	0.0	0.0	0.0	0.0	0.0	0.0	0.0	0.0	0.0	0.0
Dispositions													
Disposition													
Battery	28.3	23.9	21.3	19.5	19.3	18.8	19.8	19.9	35.0	22.6	24.3	25.3	278.0
Gas Gathering System	0.0	0.0	0.0	0.0	0.0	0.0	0.0	0.0	0.0	0.0	0.0	0.0	0.0
Gas Plant	0.0	0.0	0.0	0.0	0.0	0.0	0.0	0.0	0.0	0.0	0.0	0.0	0.0
Injection Facility	0.0	0.0	0.0	0.0	0.0	0.0	0.0	0.0	0.0	0.0	0.0	0.0	0.0
Meter Station	959.3	912.4	1,000.3	929.3	980.2	948.9	966.3	992.6	926.0	928.5	834.8	822.5	11,201.1
Other	0.0	0.0	0.0	0.0	0.0	0.0	0.0	0.0	0.0	0.0	0.0	0.0	0.0
Alberta Commercial	0.0	0.0	0.0	0.0	0.0	0.0	0.0	0.0	0.0	0.0	0.0	0.0	0.0
Alberta Industrial	0.0	0.0	0.0	0.0	0.0	0.0	0.0	0.0	0.0	0.0	0.0	0.0	0.0
Alberta Residential	0.0	0.0	0.0	0.0	0.0	0.0	0.0	0.0	0.0	0.0	0.0	0.0	0.0
Alberta Elec.Generation	0.0	0.0	0.0	0.0	0.0	0.0	0.0	0.0	0.0	0.0	0.0	0.0	0.0
Shrinkage													
Acid Gas	0.0	0.0	0.0	0.0	0.0	0.0	0.0	0.0	0.0	0.0	0.0	0.0	0.0
Other products	0.0	0.0	0.0	0.0	0.0	0.0	0.0	0.0	0.0	0.0	0.0	0.0	0.0
Fuel	60.7	55.5	60.7	58.6	61.4	61.7	65.9	66.9	46.9	63.4	59.7	61.6	723.0
Flared	0.0	0.0	0.0	0.0	0.0	0.0	0.0	0.0	0.0	0.0	0.0	0.0	0.0
Vented	0.0	0.0	0.0	0.0	0.0	0.0	0.0	0.0	0.0	0.0	0.0	0.0	0.0
Diff and Other	42.1	38.0	48.7	79.3	52.9	60.6	69.8	84.4	79.4	83.6	71.8	67.1	777.7
Process and Frac													
Pentanes Plus	0.0	0.0	0.0	0.0	0.0	0.0	0.0	0.0	0.0	0.0	0.0	0.0	0.0
Propane	0.0	0.0	0.0	0.0	0.0	0.0	0.0	0.0	0.0	0.0	0.0	0.0	0.0
Butanes	0.0	0.0	0.0	0.0	0.0	0.0	0.0	0.0	0.0	0.0	0.0	0.0	0.0
Ethane	0.0	0.0	0.0	0.0	0.0	0.0	0.0	0.0	0.0	0.0	0.0	0.0	0.0
NGL	0.0	0.0	0.0	0.0	0.0	0.0	0.0	0.0	0.0	0.0	0.0	0.0	0.0
Sulphur	0.0	0.0	0.0	0.0	0.0	0.0	0.0	0.0	0.0	0.0	0.0	0.0	0.0
Sulphur Closing Inv	0.0	0.0	0.0	0.0	0.0	0.0	0.0	0.0	0.0	0.0	0.0	0.0	0.0

Unit of Measurement: Gas and Gas equivalent products: 1000m3, Liquids: m3, Sulphur: MTS

VPR6200

Facility ID ABGP0001545

Facility Name WLE THUNDER

Facility Licence # 13720

Facility Operator A7H7 WLEC

Production Month	201701	201702	201703	201704	201705	201706	201707	201708	201709	201710	201711	201712	Totals
SHUTIN													
Receipts													
Receipts from Alberta Facilities	1,398.1	1,966.0	2,051.6	1,581.8	1,558.4	1,427.7	1,362.2	1,250.2	1,013.7	191.2	0.0	756.1	14,557.0
Receipts from Non-Alberta Facilities	0.0	0.0	0.0	0.0	0.0	0.0	0.0	0.0	0.0	0.0	0.0	0.0	0.0
Dispositions													
Disposition													
Battery	0.0	0.0	0.0	0.0	0.0	0.0	0.0	0.0	0.0	0.0	0.0	0.0	0.0
Gas Gathering System	1,398.1	1,960.8	2,091.4	1,572.9	1,544.6	1,412.6	1,334.8	1,214.9	988.4	186.6	0.0	756.1	14,461.2
Gas Plant	0.0	0.0	0.0	0.0	0.0	0.0	0.0	0.0	0.0	0.0	0.0	0.0	0.0
Injection Facility	0.0	0.0	0.0	0.0	0.0	0.0	0.0	0.0	0.0	0.0	0.0	0.0	0.0
Meter Station	0.0	0.0	0.0	0.0	0.0	0.0	0.0	0.0	0.0	0.0	0.0	0.0	0.0
Other	0.0	0.0	0.0	0.0	0.0	0.0	0.0	0.0	0.0	0.0	0.0	0.0	0.0
Alberta Commercial	0.0	0.0	0.0	0.0	0.0	0.0	0.0	0.0	0.0	0.0	0.0	0.0	0.0
Alberta Industrial	0.0	0.0	0.0	0.0	0.0	0.0	0.0	0.0	0.0	0.0	0.0	0.0	0.0
Alberta Residential	0.0	0.0	0.0	0.0	0.0	0.0	0.0	0.0	0.0	0.0	0.0	0.0	0.0
Alberta Elec.Generation	0.0	0.0	0.0	0.0	0.0	0.0	0.0	0.0	0.0	0.0	0.0	0.0	0.0
Shrinkage													
Acid Gas	0.0	0.0	0.0	0.0	0.0	0.0	0.0	0.0	0.0	0.0	0.0	0.0	0.0
Other products	0.0	0.0	0.0	0.0	0.0	0.0	0.0	0.0	0.0	0.0	0.0	0.0	0.0
Fuel	43.1	64.9	62.0	48.0	45.6	40.2	41.6	37.2	27.4	6.1	0.0	16.6	432.7
Flared	0.3	0.3	0.3	0.3	0.3	0.3	0.3	0.3	0.3	0.3	0.0	0.3	3.3
Vented	0.0	0.0	0.0	0.0	0.0	0.0	0.0	0.0	0.0	0.0	0.0	0.0	0.0
Diff and Other	-43.4	-60.0	-102.1	-39.4	-32.1	-25.4	-14.5	-2.2	-2.4	-1.8	0.0	-16.9	-340.2
Process and Frac													
Pentanes Plus	0.0	0.0	0.0	0.0	0.0	0.0	0.0	0.0	0.0	0.0	0.0	0.0	0.0
Propane	0.0	0.0	0.0	0.0	0.0	0.0	0.0	0.0	0.0	0.0	0.0	0.0	0.0
Butanes	0.0	0.0	0.0	0.0	0.0	0.0	0.0	0.0	0.0	0.0	0.0	0.0	0.0
Ethane	0.0	0.0	0.0	0.0	0.0	0.0	0.0	0.0	0.0	0.0	0.0	0.0	0.0
NGL	0.0	0.0	0.0	0.0	0.0	0.0	0.0	0.0	0.0	0.0	0.0	0.0	0.0
Sulphur	0.0	0.0	0.0	0.0	0.0	0.0	0.0	0.0	0.0	0.0	0.0	0.0	0.0
Sulphur Closing Inv	0.0	0.0	0.0	0.0	0.0	0.0	0.0	0.0	0.0	0.0	0.0	0.0	0.0

VPR6200

Facility ID ABGP0001546

Facility Name PROVIDENT CESSFORD

Facility Licence # 3408

Facility Operator A7AZ

Production Month	201701	201702	201703	201704	201705	201706	201707	201708	201709	201710	201711	201712	Totals
	SHUTIN	SHUTIN	SHUTIN	SHUTIN	SHUTIN	SHUTIN	SHUTIN	SHUTIN	SHUTIN	SHUTIN	SHUTIN	SHUTIN	
Receipts													
Receipts from Alberta Facilities	0.0	0.0	0.0	0.0	0.0	0.0	0.0	0.0	0.0	0.0	0.0	0.0	0.0
Receipts from Non-Alberta Facilities	0.0	0.0	0.0	0.0	0.0	0.0	0.0	0.0	0.0	0.0	0.0	0.0	0.0
Dispositions													
Disposition													
Battery	0.0	0.0	0.0	0.0	0.0	0.0	0.0	0.0	0.0	0.0	0.0	0.0	0.0
Gas Gathering System	0.0	0.0	0.0	0.0	0.0	0.0	0.0	0.0	0.0	0.0	0.0	0.0	0.0
Gas Plant	0.0	0.0	0.0	0.0	0.0	0.0	0.0	0.0	0.0	0.0	0.0	0.0	0.0
Injection Facility	0.0	0.0	0.0	0.0	0.0	0.0	0.0	0.0	0.0	0.0	0.0	0.0	0.0
Meter Station	0.0	0.0	0.0	0.0	0.0	0.0	0.0	0.0	0.0	0.0	0.0	0.0	0.0
Other	0.0	0.0	0.0	0.0	0.0	0.0	0.0	0.0	0.0	0.0	0.0	0.0	0.0
Alberta Commercial	0.0	0.0	0.0	0.0	0.0	0.0	0.0	0.0	0.0	0.0	0.0	0.0	0.0
Alberta Industrial	0.0	0.0	0.0	0.0	0.0	0.0	0.0	0.0	0.0	0.0	0.0	0.0	0.0
Alberta Residential	0.0	0.0	0.0	0.0	0.0	0.0	0.0	0.0	0.0	0.0	0.0	0.0	0.0
Alberta Elec.Generation	0.0	0.0	0.0	0.0	0.0	0.0	0.0	0.0	0.0	0.0	0.0	0.0	0.0
Shrinkage													
Acid Gas	0.0	0.0	0.0	0.0	0.0	0.0	0.0	0.0	0.0	0.0	0.0	0.0	0.0
Other products	0.0	0.0	0.0	0.0	0.0	0.0	0.0	0.0	0.0	0.0	0.0	0.0	0.0
Fuel	0.0	0.0	0.0	0.0	0.0	0.0	0.0	0.0	0.0	0.0	0.0	0.0	0.0
Flared	0.0	0.0	0.0	0.0	0.0	0.0	0.0	0.0	0.0	0.0	0.0	0.0	0.0
Vented	0.0	0.0	0.0	0.0	0.0	0.0	0.0	0.0	0.0	0.0	0.0	0.0	0.0
Diff and Other	0.0	0.0	0.0	0.0	0.0	0.0	0.0	0.0	0.0	0.0	0.0	0.0	0.0
Process and Frac													
Pentanes Plus	0.0	0.0	0.0	0.0	0.0	0.0	0.0	0.0	0.0	0.0	0.0	0.0	0.0
Propane	0.0	0.0	0.0	0.0	0.0	0.0	0.0	0.0	0.0	0.0	0.0	0.0	0.0
Butanes	0.0	0.0	0.0	0.0	0.0	0.0	0.0	0.0	0.0	0.0	0.0	0.0	0.0
Ethane	0.0	0.0	0.0	0.0	0.0	0.0	0.0	0.0	0.0	0.0	0.0	0.0	0.0
NGL	0.0	0.0	0.0	0.0	0.0	0.0	0.0	0.0	0.0	0.0	0.0	0.0	0.0
Sulphur	0.0	0.0	0.0	0.0	0.0	0.0	0.0	0.0	0.0	0.0	0.0	0.0	0.0
Sulphur Closing Inv	0.0	0.0	0.0	0.0	0.0	0.0	0.0	0.0	0.0	0.0	0.0	0.0	0.0

VPR6200

Facility ID ABGP0001549

Facility Name ALTAGAS CHIGWELL

Facility Licence # 9281

Facility Operator A74Y TIDEWATER

Production Month	201701	201702	201703	201704	201705	201706	201707	201708	201709	201710	201711	201712	Totals
Receipts													
Receipts from Alberta Facilities	1,108.9	1,066.1	1,609.7	1,958.9	1,954.1	2,136.1	2,089.6	2,062.8	2,245.8	2,084.9	1,933.6	1,868.8	22,119.3
Receipts from Non-Alberta Facilities	0.0	0.0	0.0	0.0	0.0	0.0	0.0	0.0	0.0	0.0	0.0	0.0	0.0
Dispositions													
Disposition													
Battery	224.5	189.9	215.0	203.5	216.8	210.9	214.9	220.1	209.2	296.6	303.2	334.1	2,838.7
Gas Gathering System	0.0	0.0	0.0	0.0	0.0	0.0	0.0	0.0	0.0	0.0	0.0	0.0	0.0
Gas Plant	0.0	0.0	0.0	0.0	0.0	0.0	0.0	0.0	0.0	0.0	0.0	0.0	0.0
Injection Facility	0.0	0.0	0.0	0.0	0.0	0.0	0.0	0.0	0.0	0.0	0.0	0.0	0.0
Meter Station	780.8	783.7	1,276.2	1,662.0	1,620.8	1,836.9	1,775.1	1,738.5	1,927.0	1,678.7	1,530.2	1,436.2	18,046.1
Other	0.0	0.0	0.0	0.0	0.0	0.0	0.0	0.0	0.0	0.0	0.0	0.0	0.0
Alberta Commercial	0.0	0.0	0.0	0.0	0.0	0.0	0.0	0.0	0.0	0.0	0.0	0.0	0.0
Alberta Industrial	0.0	0.0	0.0	0.0	0.0	0.0	0.0	0.0	0.0	0.0	0.0	0.0	0.0
Alberta Residential	0.0	0.0	0.0	0.0	0.0	0.0	0.0	0.0	0.0	0.0	0.0	0.0	0.0
Alberta Elec.Generation	0.0	0.0	0.0	0.0	0.0	0.0	0.0	0.0	0.0	0.0	0.0	0.0	0.0
Shrinkage													
Acid Gas	0.0	0.0	0.0	0.0	0.0	0.0	0.0	0.0	0.0	0.0	0.0	0.0	0.0
Other products	16.4	13.2	20.8	31.7	33.0	34.0	33.0	34.6	25.5	42.4	39.3	39.2	363.1
Fuel	48.8	43.7	48.0	43.6	40.6	41.1	42.3	42.8	41.3	44.9	46.2	49.9	533.2
Flared	0.0	0.0	0.0	0.0	0.0	0.0	0.0	0.0	0.0	0.0	0.0	0.0	0.0
Vented	1.5	1.5	1.6	1.5	2.4	1.5	1.6	1.6	1.6	1.6	1.6	1.6	19.6
Diff and Other	36.9	34.1	48.1	16.6	40.5	11.7	22.7	25.2	41.2	20.7	13.1	7.8	318.6
Process and Frac													
Pentanes Plus	5.6	5.8	7.7	11.6	9.8	5.0	3.6	9.2	3.3	7.3	14.2	5.7	88.8
Propane	0.0	0.0	0.0	0.0	0.0	0.0	0.0	0.0	0.0	0.0	0.0	0.0	0.0
Butanes	0.0	0.0	0.0	0.0	0.0	0.0	0.0	0.0	0.0	0.0	0.0	0.0	0.0
Ethane	0.0	0.0	0.0	0.0	0.0	0.0	0.0	0.0	0.0	0.0	0.0	0.0	0.0
NGL	64.4	51.3	82.5	125.5	136.7	139.8	138.4	139.9	105.8	174.8	155.7	162.4	1,477.2
Sulphur	0.0	0.0	0.0	0.0	0.0	0.0	0.0	0.0	0.0	0.0	0.0	0.0	0.0
Sulphur Closing Inv	0.0	0.0	0.0	0.0	0.0	0.0	0.0	0.0	0.0	0.0	0.0	0.0	0.0

Unit of Measurement: Gas and Gas equivalent products: 1000m3, Liquids: m3, Sulphur: MTS

VPR6200
Facility ID ABGP0001562

Facility Name KAYBOB S. 11-19-60-19W5

Facility Licence # 13654

Facility Operator OHE9 CNRL

Production Month	201701	201702	201703	201704	201705	201706	201707	201708	201709	201710	201711	201712	Totals
Receipts													
Receipts from Alberta Facilities	3,945.3	3,710.2	4,050.0	3,611.4	5,406.4	4,135.3	4,074.0	3,368.3	3,096.6	3,279.7	3,670.3	3,232.9	45,580.4
Receipts from Non-Alberta Facilities	0.0	0.0	0.0	0.0	0.0	0.0	0.0	0.0	0.0	0.0	0.0	0.0	0.0
Dispositions													
Disposition													
Battery	0.0	0.0	0.0	0.0	0.0	0.0	0.0	0.0	0.0	1.2	1.1	1.2	3.5
Gas Gathering System	0.0	0.0	0.0	0.0	0.0	0.0	0.0	0.0	0.0	0.0	0.0	0.0	0.0
Gas Plant	0.0	0.0	0.0	0.0	0.0	0.0	0.0	0.0	0.0	0.0	0.0	0.0	0.0
Injection Facility	0.0	0.0	0.0	0.0	0.0	0.0	0.0	0.0	0.0	0.0	0.0	0.0	0.0
Meter Station	3,440.3	3,323.0	3,463.2	3,218.2	4,902.1	3,734.1	3,666.4	2,949.3	2,744.2	2,841.9	3,359.7	2,825.4	40,467.8
Other	0.0	0.0	0.0	0.0	0.0	0.0	0.0	0.0	0.0	0.0	0.0	0.0	0.0
Alberta Commercial	0.0	0.0	0.0	0.0	0.0	0.0	0.0	0.0	0.0	0.0	0.0	0.0	0.0
Alberta Industrial	0.0	0.0	0.0	0.0	0.0	0.0	0.0	0.0	0.0	0.0	0.0	0.0	0.0
Alberta Residential	0.0	0.0	0.0	0.0	0.0	0.0	0.0	0.0	0.0	0.0	0.0	0.0	0.0
Alberta Elec.Generation	0.0	0.0	0.0	0.0	0.0	0.0	0.0	0.0	0.0	0.0	0.0	0.0	0.0
Shrinkage													
Acid Gas	0.0	0.0	0.0	0.0	0.0	0.0	0.0	0.0	0.0	0.0	0.0	0.0	0.0
Other products	153.0	148.0	143.8	139.7	175.0	157.5	152.0	135.8	121.5	120.1	145.9	112.2	1,704.5
Fuel	219.9	202.2	213.1	199.1	209.2	195.6	192.6	176.1	170.8	187.1	205.8	187.4	2,358.9
Flared	0.0	0.0	0.0	0.0	0.0	0.0	0.0	0.0	0.0	0.0	0.0	0.0	0.0
Vented	0.3	0.9	0.4	0.5	4.4	1.5	0.3	0.1	0.4	0.7	0.5	0.5	10.5
Diff and Other	131.8	36.1	229.5	53.9	115.7	46.6	62.7	107.0	59.7	128.7	-42.7	106.2	1,035.2
Process and Frac													
Pentanes Plus	12.0	12.2	9.9	12.8	49.7	52.4	40.5	46.9	36.8	16.8	49.2	21.6	360.8
Propane	0.0	0.0	0.0	0.0	0.0	0.0	0.0	0.0	0.0	0.0	0.0	0.0	0.0
Butanes	0.0	0.0	0.0	0.0	0.0	0.0	0.0	0.0	0.0	0.0	0.0	0.0	0.0
Ethane	0.0	0.0	0.0	0.0	0.0	0.0	0.0	0.0	0.0	0.0	0.0	0.0	0.0
NGL	626.1	600.5	585.2	569.2	684.0	611.7	602.3	523.8	475.0	483.9	563.1	446.8	6,771.6
Sulphur	0.0	0.0	0.0	0.0	0.0	0.0	0.0	0.0	0.0	0.0	0.0	0.0	0.0
Sulphur Closing Inv	0.0	0.0	0.0	0.0	0.0	0.0	0.0	0.0	0.0	0.0	0.0	0.0	0.0

Unit of Measurement: Gas and Gas equivalent products: 1000m3, Liquids: m3, Sulphur: MTS

VPR6200

Facility ID ABGP0001566

Facility Name LEEDALE 9-21 GAS PLANT

Facility Licence # 9346

Facility Operator A7ME GAIN

Production Month	201701	201702	201703	201704	201705	201706	201707	201708	201709	201710	201711	201712	Totals
Receipts													
Receipts from Alberta Facilities	2,998.2	2,332.5	3,093.9	2,967.2	2,919.5	2,721.3	2,747.2	2,780.9	2,696.5	2,619.5	2,421.3	2,681.4	32,979.4
Receipts from Non-Alberta Facilities	0.0	0.0	0.0	0.0	0.0	0.0	0.0	0.0	0.0	0.0	0.0	0.0	0.0
Dispositions													
Disposition													
Battery	0.0	0.0	0.0	0.0	0.0	0.0	0.0	0.0	0.0	0.0	0.0	0.0	0.0
Gas Gathering System	0.0	0.0	0.0	0.0	0.0	0.0	0.0	0.0	0.0	0.0	0.0	0.0	0.0
Gas Plant	0.0	0.0	0.0	0.0	0.0	0.0	0.0	0.0	0.0	0.0	0.0	0.0	0.0
Injection Facility	0.0	0.0	0.0	0.0	0.0	0.0	0.0	0.0	0.0	0.0	0.0	0.0	0.0
Meter Station	2,654.4	2,049.6	2,725.7	2,589.8	2,561.4	2,319.6	2,335.7	2,350.5	2,210.1	2,146.9	1,992.3	2,292.7	28,228.7
Other	0.0	0.0	0.0	0.0	0.0	0.0	0.0	0.0	0.0	0.0	0.0	0.0	0.0
Alberta Commercial	0.0	0.0	0.0	0.0	0.0	0.0	0.0	0.0	0.0	0.0	0.0	0.0	0.0
Alberta Industrial	0.0	0.0	0.0	0.0	0.0	0.0	0.0	0.0	0.0	0.0	0.0	0.0	0.0
Alberta Residential	0.0	0.0	0.0	0.0	0.0	0.0	0.0	0.0	0.0	0.0	0.0	0.0	0.0
Alberta Elec.Generation	0.0	0.0	0.0	0.0	0.0	0.0	0.0	0.0	0.0	0.0	0.0	0.0	0.0
Shrinkage													
Acid Gas	0.0	0.0	0.0	0.0	0.0	0.0	0.0	0.0	0.0	0.0	0.0	0.0	0.0
Other products	99.3	78.1	104.2	96.5	101.7	77.7	83.3	82.9	78.1	75.2	73.3	83.4	1,033.7
Fuel	205.4	174.8	203.4	189.1	197.0	201.6	241.2	240.4	226.9	251.4	244.1	210.4	2,585.7
Flared	2.6	1.5	1.9	1.7	1.1	0.5	1.6	0.9	0.1	0.0	0.5	1.2	13.6
Vented	0.0	0.0	0.0	0.0	0.0	0.0	0.0	0.0	0.0	0.0	0.0	0.0	0.0
Diff and Other	36.5	28.5	58.7	90.1	58.3	121.9	85.4	106.2	181.3	146.0	111.1	93.7	1,117.7
Process and Frac													
Pentanes Plus	86.9	123.8	181.3	198.0	161.7	147.9	156.4	151.1	159.4	164.5	132.7	157.2	1,820.9
Propane	0.0	0.0	0.0	0.0	0.0	0.0	0.0	0.0	0.0	0.0	0.0	0.0	0.0
Butanes	0.0	0.0	0.0	0.0	0.0	0.0	0.0	0.0	0.0	0.0	0.0	0.0	0.0
Ethane	0.0	0.0	0.0	0.0	0.0	0.0	0.0	0.0	0.0	0.0	0.0	0.0	0.0
NGL	339.7	223.2	283.0	231.9	290.4	194.5	215.3	218.4	190.2	173.9	193.4	213.8	2,767.7
Sulphur	0.0	0.0	0.0	0.0	0.0	0.0	0.0	0.0	0.0	0.0	0.0	0.0	0.0
Sulphur Closing Inv	0.0	0.0	0.0	0.0	0.0	0.0	0.0	0.0	0.0	0.0	0.0	0.0	0.0

Unit of Measurement: Gas and Gas equivalent products: 1000m3, Liquids: m3, Sulphur: MTS

VPR6200

Facility ID ABGP0001567

Facility Name SUNDANCE 3-29-54-19w5

Facility Licence # 12488

Facility Operator OHE9 CNRL

Production Month	201701	201702	201703	201704	201705	201706	201707	201708	201709	201710	201711	201712	Totals
Receipts													
Receipts from Alberta Facilities	1,143.4	1,026.6	1,129.6	1,027.0	1,040.9	999.6	982.2	1,065.6	976.0	992.7	986.6	1,040.7	12,410.9
Receipts from Non-Alberta Facilities	0.0	0.0	0.0	0.0	0.0	0.0	0.0	0.0	0.0	0.0	0.0	0.0	0.0
Dispositions													
Disposition													
Battery	0.0	0.0	0.0	0.0	0.0	0.0	0.0	0.0	0.0	0.0	0.0	0.0	0.0
Gas Gathering System	0.0	0.0	0.0	0.0	0.0	0.0	0.0	0.0	0.0	0.0	0.0	0.0	0.0
Gas Plant	0.0	0.0	0.0	0.0	0.0	0.0	0.0	0.0	0.0	0.0	0.0	0.0	0.0
Injection Facility	0.0	0.0	0.0	0.0	0.0	0.0	0.0	0.0	0.0	0.0	0.0	0.0	0.0
Meter Station	904.9	820.8	903.3	871.5	885.9	857.6	790.2	921.2	834.2	853.6	822.6	867.1	10,332.9
Other	0.0	0.0	0.0	0.0	0.0	0.0	0.0	0.0	0.0	0.0	0.0	0.0	0.0
Alberta Commercial	0.0	0.0	0.0	0.0	0.0	0.0	0.0	0.0	0.0	0.0	0.0	0.0	0.0
Alberta Industrial	0.0	0.0	0.0	0.0	0.0	0.0	0.0	0.0	0.0	0.0	0.0	0.0	0.0
Alberta Residential	0.0	0.0	0.0	0.0	0.0	0.0	0.0	0.0	0.0	0.0	0.0	0.0	0.0
Alberta Elec.Generation	0.0	0.0	0.0	0.0	0.0	0.0	0.0	0.0	0.0	0.0	0.0	0.0	0.0
Shrinkage													
Acid Gas	0.0	0.0	0.0	0.0	0.0	0.0	0.0	0.0	0.0	0.0	0.0	0.0	0.0
Other products	16.6	16.0	17.7	18.8	16.7	11.9	14.1	11.8	12.2	12.8	15.8	16.8	181.2
Fuel	133.0	118.8	127.9	116.6	121.1	123.8	114.7	132.6	129.8	130.6	131.0	130.9	1,510.8
Flared	0.6	0.0	0.0	0.0	0.0	0.0	0.0	0.5	0.0	0.4	0.1	0.2	1.8
Vented	0.2	0.0	0.0	0.0	0.0	0.5	0.1	0.1	0.0	0.5	0.1	0.1	1.6
Diff and Other	88.1	71.0	80.7	20.1	17.2	5.8	63.1	-0.6	-0.2	-5.2	17.0	25.6	382.6
Process and Frac													
Pentanes Plus	51.1	43.0	49.2	45.0	45.5	43.1	48.4	41.8	49.3	41.0	54.2	45.0	556.6
Propane	0.0	0.0	0.0	0.0	0.0	0.0	0.0	0.0	0.0	0.0	0.0	0.0	0.0
Butanes	0.0	0.0	0.0	0.0	0.0	0.0	0.0	0.0	0.0	0.0	0.0	0.0	0.0
Ethane	0.0	0.0	0.0	0.0	0.0	0.0	0.0	0.0	0.0	0.0	0.0	0.0	0.0
NGL	24.6	27.9	30.5	37.2	29.0	12.1	16.6	13.2	7.9	17.2	18.6	30.4	265.2
Sulphur	0.0	0.0	0.0	0.0	0.0	0.0	0.0	0.0	0.0	0.0	0.0	0.0	0.0
Sulphur Closing Inv	0.0	0.0	0.0	0.0	0.0	0.0	0.0	0.0	0.0	0.0	0.0	0.0	0.0

Unit of Measurement: Gas and Gas equivalent products: 1000m3, Liquids: m3, Sulphur: MTS

VPR6200

Facility ID ABGP0001570

Facility Name EMBER KELSEY

Facility Licence # 9452

Facility Operator A1H9 EMBER

Production Month	201701	201702	201703	201704	201705	201706	201707	201708	201709	201710	201711	201712	Totals
Receipts													
Receipts from Alberta Facilities	1,923.0	1,815.0	1,926.3	1,740.8	1,888.5	1,788.0	1,999.5	1,960.1	1,818.4	1,747.7	1,842.3	1,894.9	22,344.5
Receipts from Non-Alberta Facilities	0.0	0.0	0.0	0.0	0.0	0.0	0.0	0.0	0.0	0.0	0.0	0.0	0.0
Dispositions													
Disposition													
Battery	0.0	0.0	0.0	0.0	0.0	0.0	0.0	0.0	0.0	0.0	0.0	0.0	0.0
Gas Gathering System	0.0	0.0	0.0	0.0	0.0	0.0	0.0	0.0	0.0	0.0	0.0	0.0	0.0
Gas Plant	0.0	0.0	0.0	0.0	0.0	0.0	0.0	0.0	0.0	0.0	0.0	0.0	0.0
Injection Facility	0.0	0.0	0.0	0.0	0.0	0.0	0.0	0.0	0.0	0.0	0.0	0.0	0.0
Meter Station	1,755.7	1,665.4	1,778.7	1,588.6	1,721.7	1,597.3	1,824.1	1,812.1	1,689.7	1,586.4	1,693.7	1,721.9	20,435.3
Other	0.0	0.0	0.0	0.0	0.0	0.0	0.0	0.0	0.0	0.0	0.0	0.0	0.0
Alberta Commercial	0.0	0.0	0.0	0.0	0.0	0.0	0.0	0.0	0.0	0.0	0.0	0.0	0.0
Alberta Industrial	0.0	0.0	0.0	0.0	0.0	0.0	0.0	0.0	0.0	0.0	0.0	0.0	0.0
Alberta Residential	0.0	0.0	0.0	0.0	0.0	0.0	0.0	0.0	0.0	0.0	0.0	0.0	0.0
Alberta Elec.Generation	0.0	0.0	0.0	0.0	0.0	0.0	0.0	0.0	0.0	0.0	0.0	0.0	0.0
Shrinkage													
Acid Gas	0.0	0.0	0.0	0.0	0.0	0.0	0.0	0.0	0.0	0.0	0.0	0.0	0.0
Other products	0.0	0.0	0.0	0.0	0.0	0.0	0.0	0.0	0.0	0.0	0.0	0.0	0.0
Fuel	150.6	141.4	154.8	142.8	156.7	139.6	160.9	155.9	145.7	141.1	148.1	155.8	1,793.4
Flared	0.0	0.1	0.3	0.2	0.4	1.1	0.4	0.5	0.2	0.4	0.0	0.0	3.6
Vented	0.0	0.0	0.1	0.2	0.0	0.1	0.0	0.2	0.0	0.0	0.0	0.0	0.6
Diff and Other	16.7	8.1	-7.6	9.0	9.7	49.9	14.1	-8.6	-17.2	19.8	0.5	17.2	111.6
Process and Frac													
Pentanes Plus	0.0	0.0	0.0	0.0	0.0	0.0	0.0	0.0	0.0	0.0	0.0	0.0	0.0
Propane	0.0	0.0	0.0	0.0	0.0	0.0	0.0	0.0	0.0	0.0	0.0	0.0	0.0
Butanes	0.0	0.0	0.0	0.0	0.0	0.0	0.0	0.0	0.0	0.0	0.0	0.0	0.0
Ethane	0.0	0.0	0.0	0.0	0.0	0.0	0.0	0.0	0.0	0.0	0.0	0.0	0.0
NGL	0.0	0.0	0.0	0.0	0.0	0.0	0.0	0.0	0.0	0.0	0.0	0.0	0.0
Sulphur	0.0	0.0	0.0	0.0	0.0	0.0	0.0	0.0	0.0	0.0	0.0	0.0	0.0
Sulphur Closing Inv	0.0	0.0	0.0	0.0	0.0	0.0	0.0	0.0	0.0	0.0	0.0	0.0	0.0

Unit of Measurement: Gas and Gas equivalent products: 1000m3, Liquids: m3, Sulphur: MTS

VPR6200

Facility ID ABGP0001573

Facility Name HUSKY DRUMHELLER 4-9 C

Facility Licence # 4223

Facility Operator A663 TEAC

Production Month	201701	201702	201703	201704	201705	201706	201707	201708	201709	201710	201711	201712	Totals
Receipts													
Receipts from Alberta Facilities	5,801.5	5,379.2	6,115.0	5,847.5	6,242.7	6,118.4	6,242.1	6,377.4	6,141.9	5,949.7	5,624.7	5,680.1	71,520.2
Receipts from Non-Alberta Facilities	0.0	0.0	0.0	0.0	0.0	0.0	0.0	0.0	0.0	0.0	0.0	0.0	0.0
Dispositions													
Disposition													
Battery	0.0	0.0	0.0	0.0	0.0	0.0	0.0	0.0	0.0	0.0	0.0	0.0	0.0
Gas Gathering System	0.0	0.0	0.0	0.0	0.0	0.0	0.0	0.0	0.0	0.0	0.0	0.0	0.0
Gas Plant	0.0	0.0	0.0	0.0	0.0	0.0	0.0	0.0	0.0	0.0	0.0	0.0	0.0
Injection Facility	0.0	0.0	0.0	0.0	0.0	0.0	0.0	0.0	0.0	0.0	0.0	0.0	0.0
Meter Station	5,549.1	5,129.8	5,778.1	5,530.8	5,708.8	5,618.8	5,709.6	5,870.8	5,656.8	5,394.2	5,048.8	5,069.4	66,065.0
Other	0.0	0.0	0.0	0.0	0.0	0.0	0.0	0.0	0.0	0.0	0.0	0.0	0.0
Alberta Commercial	0.0	0.0	0.0	0.0	0.0	0.0	0.0	0.0	0.0	0.0	0.0	0.0	0.0
Alberta Industrial	0.0	0.0	0.0	0.0	0.0	0.0	0.0	0.0	0.0	0.0	0.0	0.0	0.0
Alberta Residential	0.0	0.0	0.0	0.0	0.0	0.0	0.0	0.0	0.0	0.0	0.0	0.0	0.0
Alberta Elec.Generation	0.0	0.0	0.0	0.0	0.0	0.0	0.0	0.0	0.0	0.0	0.0	0.0	0.0
Shrinkage													
Acid Gas	0.0	0.0	0.0	0.0	0.0	0.0	0.0	0.0	0.0	0.0	0.0	0.0	0.0
Other products	90.5	79.6	95.2	90.6	90.4	117.2	95.9	119.1	69.9	98.6	67.7	74.7	1,089.4
Fuel	264.2	245.0	262.3	0.0	312.2	307.9	322.4	331.6	320.9	312.2	303.3	327.3	3,309.3
Flared	0.0	0.0	0.0	0.0	0.0	0.0	0.0	0.0	0.0	0.0	0.0	0.0	0.0
Vented	0.0	0.0	1.6	0.5	1.8	1.1	1.8	0.5	0.7	1.4	1.3	2.6	13.3
Diff and Other	-102.3	-75.2	-22.2	225.6	129.5	73.4	112.4	55.4	93.6	143.3	203.6	206.1	1,043.2
Process and Frac													
Pentanes Plus	7.2	20.0	0.0	9.0	33.0	36.3	23.0	57.8	0.0	24.8	17.7	17.4	246.2
Propane	0.0	0.0	0.0	0.0	0.0	0.0	0.0	0.0	0.0	0.0	0.0	0.0	0.0
Butanes	0.0	0.0	0.0	0.0	0.0	0.0	0.0	0.0	0.0	0.0	0.0	0.0	0.0
Ethane	0.0	0.0	0.0	0.0	0.0	0.0	0.0	0.0	0.0	0.0	0.0	0.0	0.0
NGL	378.7	320.1	404.9	376.6	361.6	473.3	396.8	475.8	312.8	405.3	274.3	310.3	4,490.5
Sulphur	0.0	0.0	0.0	0.0	0.0	0.0	0.0	0.0	0.0	0.0	0.0	0.0	0.0
Sulphur Closing Inv	0.0	0.0	0.0	0.0	0.0	0.0	0.0	0.0	0.0	0.0	0.0	0.0	0.0

Unit of Measurement: Gas and Gas equivalent products: 1000m3, Liquids: m3, Sulphur: MTS

VPR6200

Facility ID ABGP0001576

Facility Name APL NITON

Facility Licence # 12809

Facility Operator A2PH JOURNEY

Production Month	201701	201702	201703	201704	201705	201706	201707	201708	201709	201710	201711	201712	Totals
Receipts													
Receipts from Alberta Facilities	1,733.9	1,535.7	1,874.5	1,849.0	1,721.9	1,776.1	1,812.1	1,640.2	1,292.0	1,667.9	1,668.8	2,203.4	20,775.5
Receipts from Non-Alberta Facilities	0.0	0.0	0.0	0.0	0.0	0.0	0.0	0.0	0.0	0.0	0.0	0.0	0.0
Dispositions													
Disposition													
Battery	0.0	0.0	0.0	0.0	0.0	0.0	0.0	0.0	0.0	0.0	0.0	0.0	0.0
Gas Gathering System	0.0	0.0	0.0	0.0	0.0	0.0	0.0	0.0	0.0	0.0	0.0	0.0	0.0
Gas Plant	0.0	0.0	0.0	0.0	0.0	0.0	0.0	0.0	0.0	0.0	0.0	0.0	0.0
Injection Facility	0.0	0.0	0.0	0.0	0.0	0.0	0.0	0.0	0.0	0.0	0.0	0.0	0.0
Meter Station	1,347.6	1,162.8	1,422.7	1,353.8	1,378.8	1,377.2	1,417.6	1,419.8	1,051.2	1,424.7	1,332.6	1,962.9	16,651.7
Other	0.0	0.0	0.0	0.0	0.0	0.0	0.0	0.0	0.0	0.0	0.0	0.0	0.0
Alberta Commercial	0.0	0.0	0.0	0.0	0.0	0.0	0.0	0.0	0.0	0.0	0.0	0.0	0.0
Alberta Industrial	0.0	0.0	0.0	0.0	0.0	0.0	0.0	0.0	0.0	0.0	0.0	0.0	0.0
Alberta Residential	0.0	0.0	0.0	0.0	0.0	0.0	0.0	0.0	0.0	0.0	0.0	0.0	0.0
Alberta Elec.Generation	0.0	0.0	0.0	0.0	0.0	0.0	0.0	0.0	0.0	0.0	0.0	0.0	0.0
Shrinkage													
Acid Gas	0.0	0.0	0.0	0.0	0.0	0.0	0.0	0.0	0.0	0.0	0.0	0.0	0.0
Other products	97.8	74.1	141.8	106.7	106.7	102.2	93.4	105.8	68.0	96.9	89.7	105.2	1,188.3
Fuel	142.1	118.7	142.9	132.3	137.8	133.3	138.3	136.2	100.1	130.0	133.0	0.0	1,444.7
Flared	7.0	0.0	0.0	0.0	0.9	7.9	8.1	8.1	7.6	8.0	10.2	0.0	57.8
Vented	0.0	0.0	0.0	0.0	0.4	0.8	0.8	0.7	2.3	0.6	1.7	0.0	7.3
Diff and Other	139.4	180.1	167.1	256.2	97.3	154.7	153.9	-30.4	62.8	7.7	101.6	135.3	1,425.7
Process and Frac													
Pentanes Plus	30.1	34.2	110.2	28.0	0.0	29.3	23.3	20.6	29.2	25.2	28.2	38.0	396.3
Propane	0.0	0.0	0.0	0.0	0.0	0.0	0.0	0.0	0.0	0.0	0.0	0.0	0.0
Butanes	0.0	0.0	0.0	0.0	0.0	0.0	0.0	0.0	0.0	0.0	0.0	0.0	0.0
Ethane	0.0	0.0	0.0	0.0	0.0	0.0	0.0	0.0	0.0	0.0	0.0	0.0	0.0
NGL	374.5	272.9	484.2	411.3	436.3	397.7	367.5	420.0	256.6	376.4	343.1	394.9	4,535.4
Sulphur	0.0	0.0	0.0	0.0	0.0	0.0	0.0	0.0	0.0	0.0	0.0	0.0	0.0
Sulphur Closing Inv	0.0	0.0	0.0	0.0	0.0	0.0	0.0	0.0	0.0	0.0	0.0	0.0	0.0

Unit of Measurement: Gas and Gas equivalent products: 1000m3, Liquids: m3, Sulphur: MTS

VPR6200

Facility ID ABGP0001577

Facility Name PINE CREEK 10-23 GAS PLANT

Facility Licence # 13313

Facility Operator A5RX BEC

Production Month	201701	201702	201703	201704	201705	201706	201707	201708	201709	201710	201711	201712	Totals
Receipts													
Receipts from Alberta Facilities	12,371.9	10,861.8	11,548.7	11,907.4	12,031.9	11,217.2	11,584.9	10,144.2	11,138.5	10,956.6	10,698.1	10,706.4	135,167.6
Receipts from Non-Alberta Facilities	0.0	0.0	0.0	0.0	0.0	0.0	0.0	0.0	0.0	0.0	0.0	0.0	0.0
Dispositions													
Disposition													
Battery	0.0	0.0	0.0	0.0	0.0	0.0	0.0	0.0	0.0	0.0	0.0	0.0	0.0
Gas Gathering System	1,921.5	1,723.8	1,992.4	1,964.3	1,427.7	840.9	1,691.2	1,835.9	1,901.0	1,683.7	1,891.4	1,819.6	20,693.4
Gas Plant	0.0	0.0	0.0	0.0	0.0	0.0	0.0	0.0	0.0	0.0	0.0	0.0	0.0
Injection Facility	0.0	0.0	0.0	0.0	0.0	0.0	0.0	0.0	0.0	0.0	0.0	0.0	0.0
Meter Station	9,881.2	8,602.7	8,970.8	9,223.2	9,763.0	9,693.4	9,109.1	7,521.3	8,510.2	8,527.6	8,083.7	8,113.4	105,999.6
Other	0.0	0.0	0.0	0.0	0.0	0.0	0.0	0.0	0.0	0.0	0.0	0.0	0.0
Alberta Commercial	0.0	0.0	0.0	0.0	0.0	0.0	0.0	0.0	0.0	0.0	0.0	0.0	0.0
Alberta Industrial	0.0	0.0	0.0	0.0	0.0	0.0	0.0	0.0	0.0	0.0	0.0	0.0	0.0
Alberta Residential	0.0	0.0	0.0	0.0	0.0	0.0	0.0	0.0	0.0	0.0	0.0	0.0	0.0
Alberta Elec.Generation	0.0	0.0	0.0	0.0	0.0	0.0	0.0	0.0	0.0	0.0	0.0	0.0	0.0
Shrinkage													
Acid Gas	0.0	0.0	0.0	0.0	0.0	0.0	0.0	0.0	0.0	0.0	0.0	0.0	0.0
Other products	524.8	457.3	499.7	545.6	534.8	562.9	517.2	458.2	512.7	501.9	485.0	538.8	6,138.9
Fuel	0.0	141.9	285.0	205.5	215.1	168.6	203.3	200.3	205.2	193.5	198.9	211.3	2,228.6
Flared	0.0	0.2	3.5	0.0	0.0	0.2	0.9	0.2	1.0	1.0	0.0	0.4	7.4
Vented	0.0	0.0	0.1	9.0	1.5	9.0	9.4	9.3	9.0	9.3	0.0	0.0	56.6
Diff and Other	44.4	-64.1	-202.8	-40.2	89.8	-57.8	53.8	119.0	-0.6	39.6	39.1	22.9	43.1
Process and Frac													
Pentanes Plus	0.0	0.0	0.0	0.0	0.0	0.0	0.0	0.0	0.0	0.0	0.0	0.2	0.2
Propane	0.0	0.0	0.0	0.0	0.0	0.0	0.0	0.0	0.0	0.0	0.0	0.0	0.0
Butanes	0.0	0.0	0.0	0.0	0.0	0.0	0.0	0.0	0.0	0.0	0.0	0.0	0.0
Ethane	0.0	0.0	0.0	0.0	0.0	0.0	0.0	0.0	0.0	0.0	0.0	0.0	0.0
NGL	2,286.3	2,001.0	2,166.1	2,366.4	2,316.1	2,447.1	2,239.6	1,980.3	2,224.7	2,181.5	2,094.9	2,319.7	26,623.7
Sulphur	0.0	0.0	0.0	0.0	0.0	0.0	0.0	0.0	0.0	0.0	0.0	0.0	0.0
Sulphur Closing Inv	0.0	0.0	0.0	0.0	0.0	0.0	0.0	0.0	0.0	0.0	0.0	0.0	0.0

Unit of Measurement: Gas and Gas equivalent products: 1000m3, Liquids: m3, Sulphur: MTS

VPR6200
Facility ID ABGP0001578

Facility Name SHOULDICE 2-11-20-23w4

Facility Licence # 2838

Facility Operator OHE9 CNRL

Production Month	201701	201702	201703	201704	201705	201706	201707	201708	201709	201710	201711	201712	Totals
Receipts													
Receipts from Alberta Facilities	3,035.1	2,801.6	3,077.2	2,883.5	3,079.4	2,911.3	3,032.3	3,107.5	2,986.1	3,032.7	2,843.3	2,762.4	35,552.4
Receipts from Non-Alberta Facilities	0.0	0.0	0.0	0.0	0.0	0.0	0.0	0.0	0.0	0.0	0.0	0.0	0.0
Dispositions													
Disposition													
Battery	0.0	0.0	0.0	0.0	0.0	0.0	0.0	0.0	0.0	0.0	0.0	0.0	0.0
Gas Gathering System	0.0	0.0	0.0	0.0	0.0	0.0	0.0	0.0	0.0	0.0	0.0	0.0	0.0
Gas Plant	0.0	0.0	0.0	0.0	0.0	0.0	0.0	0.0	0.0	0.0	0.0	0.0	0.0
Injection Facility	0.0	0.0	0.0	0.0	0.0	0.0	0.0	0.0	0.0	0.0	0.0	0.0	0.0
Meter Station	2,754.5	2,623.1	2,819.4	2,640.6	2,853.2	2,736.0	2,864.1	2,903.5	2,806.8	2,880.6	2,699.6	2,601.7	33,183.1
Other	0.0	0.0	0.0	0.0	0.0	0.0	0.0	0.0	0.0	0.0	0.0	0.0	0.0
Alberta Commercial	0.0	0.0	0.0	0.0	0.0	0.0	0.0	0.0	0.0	0.0	0.0	0.0	0.0
Alberta Industrial	0.0	0.0	0.0	0.0	0.0	0.0	0.0	0.0	0.0	0.0	0.0	0.0	0.0
Alberta Residential	0.0	0.0	0.0	0.0	0.0	0.0	0.0	0.0	0.0	0.0	0.0	0.0	0.0
Alberta Elec.Generation	0.0	0.0	0.0	0.0	0.0	0.0	0.0	0.0	0.0	0.0	0.0	0.0	0.0
Shrinkage													
Acid Gas	0.0	0.0	0.0	0.0	0.0	0.0	0.0	0.0	0.0	0.0	0.0	0.0	0.0
Other products	26.6	28.2	27.9	30.1	32.6	29.4	28.6	33.3	33.7	26.3	24.5	23.4	344.6
Fuel	208.4	191.9	208.8	193.4	192.5	186.9	195.5	193.5	186.3	164.9	126.2	134.9	2,183.2
Flared	0.0	0.0	0.0	0.0	0.0	0.0	0.0	0.0	0.0	0.0	0.0	0.0	0.0
Vented	1.0	0.0	0.0	0.3	0.2	0.2	0.3	0.2	0.0	0.0	0.0	0.1	2.3
Diff and Other	44.6	-41.6	21.1	19.1	0.9	-41.2	-56.2	-23.0	-40.7	-39.1	-7.0	2.3	-160.8
Process and Frac													
Pentanes Plus	0.0	0.0	0.0	5.6	21.1	12.3	0.0	1.1	13.7	0.6	7.5	0.0	61.9
Propane	0.0	0.0	0.0	0.0	0.0	0.0	0.0	0.0	0.0	0.0	0.0	0.0	0.0
Butanes	0.0	0.0	0.0	0.0	0.0	0.0	0.0	0.0	0.0	0.0	0.0	0.0	0.0
Ethane	0.0	0.0	0.0	0.0	0.0	0.0	0.0	0.0	0.0	0.0	0.0	0.0	0.0
NGL	116.0	123.6	122.4	127.1	125.7	121.7	129.2	147.7	137.8	116.3	102.2	103.8	1,473.5
Sulphur	0.0	0.0	0.0	0.0	0.0	0.0	0.0	0.0	0.0	0.0	0.0	0.0	0.0
Sulphur Closing Inv	0.0	0.0	0.0	0.0	0.0	0.0	0.0	0.0	0.0	0.0	0.0	0.0	0.0

Unit of Measurement: Gas and Gas equivalent products: 1000m3, Liquids: m3, Sulphur: MTS

VPR6200

Facility ID ABGP0001582

Facility Name NORTHROCK CARROT CREEK 2-26-52-12W5

Facility Licence # 12175

Facility Operator A5WA TANGLE CREEK

Production Month	201701	201702	201703	201704	201705	201706	201707	201708	201709	201710	201711	201712	Totals
Receipts													
Receipts from Alberta Facilities	4,969.8	4,802.9	5,364.5	5,132.1	5,249.6	5,048.0	5,041.1	4,952.9	4,436.0	4,937.6	5,584.4	5,106.3	60,625.2
Receipts from Non-Alberta Facilities	0.0	0.0	0.0	0.0	0.0	0.0	0.0	0.0	0.0	0.0	0.0	0.0	0.0
Dispositions													
Disposition													
Battery	0.0	0.0	0.0	0.0	0.0	0.0	0.0	0.0	0.0	0.0	0.0	0.0	0.0
Gas Gathering System	0.0	0.0	0.0	0.0	0.0	0.0	0.0	0.0	0.0	0.0	0.0	0.0	0.0
Gas Plant	0.0	0.0	0.0	0.0	0.0	0.0	0.0	0.0	0.0	0.0	0.0	0.0	0.0
Injection Facility	0.0	0.0	0.0	0.0	0.0	0.0	0.0	0.0	0.0	0.0	0.0	0.0	0.0
Meter Station	4,445.5	4,199.1	4,729.6	4,566.9	4,799.3	4,470.0	4,562.7	4,477.0	4,035.3	4,493.1	5,054.3	4,803.0	54,635.8
Other	0.0	0.0	0.0	0.0	0.0	0.0	0.0	0.0	0.0	0.0	0.0	0.0	0.0
Alberta Commercial	0.0	0.0	0.0	0.0	0.0	0.0	0.0	0.0	0.0	0.0	0.0	0.0	0.0
Alberta Industrial	0.0	0.0	0.0	0.0	0.0	0.0	0.0	0.0	0.0	0.0	0.0	0.0	0.0
Alberta Residential	0.0	0.0	0.0	0.0	0.0	0.0	0.0	0.0	0.0	0.0	0.0	0.0	0.0
Alberta Elec.Generation	0.0	0.0	0.0	0.0	0.0	0.0	0.0	0.0	0.0	0.0	0.0	0.0	0.0
Shrinkage													
Acid Gas	0.0	0.0	0.0	0.0	0.0	0.0	0.0	0.0	0.0	0.0	0.0	0.0	0.0
Other products	204.9	250.1	250.9	231.1	176.8	209.5	225.0	237.8	173.2	186.2	250.7	200.6	2,596.8
Fuel	348.4	320.4	353.3	335.9	352.2	351.0	367.4	387.5	342.4	328.9	334.6	307.4	4,129.4
Flared	0.0	0.0	0.0	0.0	0.0	0.0	0.0	0.4	0.0	0.0	0.0	7.2	7.6
Vented	0.0	0.0	0.0	0.0	0.0	0.0	0.0	0.0	0.0	0.0	0.0	0.0	0.0
Diff and Other	-29.0	33.3	30.7	-1.8	-78.7	17.5	-114.0	-149.8	-114.9	-70.6	-55.2	-211.9	-744.4
Process and Frac													
Pentanes Plus	160.3	140.1	172.8	266.6	183.6	221.8	226.3	273.5	167.5	223.2	200.6	163.8	2,400.1
Propane	0.0	0.0	0.0	0.0	0.0	0.0	0.0	0.0	0.0	0.0	0.0	0.0	0.0
Butanes	0.0	0.0	0.0	0.0	0.0	0.0	0.0	0.0	0.0	0.0	0.0	0.0	0.0
Ethane	0.0	0.0	0.0	0.0	0.0	0.0	0.0	0.0	0.0	0.0	0.0	0.0	0.0
NGL	692.8	887.1	859.7	709.5	562.8	661.4	713.8	731.3	566.6	571.5	846.5	674.7	8,477.7
Sulphur	0.0	0.0	0.0	0.0	0.0	0.0	0.0	0.0	0.0	0.0	0.0	0.0	0.0
Sulphur Closing Inv	0.0	0.0	0.0	0.0	0.0	0.0	0.0	0.0	0.0	0.0	0.0	0.0	0.0

Unit of Measurement: Gas and Gas equivalent products: 1000m3, Liquids: m3, Sulphur: MTS

VPR6200

Facility ID ABGP0001584

Facility Name BELAIR PENHOLD

Facility Licence # 5641

Facility Operator A6L2 COGI

Production Month	201701	201702	201703	201704	201705	201706	201707	201708	201709	201710	201711	201712	Totals
Receipts													
Receipts from Alberta Facilities	1,400.5	1,347.7	1,525.6	1,473.3	1,481.5	1,448.8	1,454.9	1,449.6	1,242.5	1,247.3	1,434.1	1,441.7	16,947.5
Receipts from Non-Alberta Facilities	0.0	0.0	0.0	0.0	0.0	0.0	0.0	0.0	0.0	0.0	0.0	0.0	0.0
Dispositions													
Disposition													
Battery	0.0	0.0	0.0	0.0	0.0	0.0	0.0	0.0	0.0	0.0	0.0	0.0	0.0
Gas Gathering System	0.0	0.0	0.0	0.0	0.0	0.0	0.0	0.0	0.0	0.0	0.0	0.0	0.0
Gas Plant	0.0	0.0	0.0	0.0	0.0	0.0	0.0	0.0	0.0	0.0	0.0	0.0	0.0
Injection Facility	0.0	0.0	0.0	0.0	0.0	0.0	0.0	0.0	0.0	0.0	0.0	0.0	0.0
Meter Station	1,284.1	1,235.2	1,392.9	1,338.3	1,352.7	1,306.6	1,320.9	1,344.6	1,144.9	1,151.4	1,263.2	1,369.4	15,504.2
Other	0.0	0.0	0.0	0.0	0.0	0.0	0.0	0.0	0.0	0.0	0.0	0.0	0.0
Alberta Commercial	0.0	0.0	0.0	0.0	0.0	0.0	0.0	0.0	0.0	0.0	0.0	0.0	0.0
Alberta Industrial	0.0	0.0	0.0	0.0	0.0	0.0	0.0	0.0	0.0	0.0	0.0	0.0	0.0
Alberta Residential	0.0	0.0	0.0	0.0	0.0	0.0	0.0	0.0	0.0	0.0	0.0	0.0	0.0
Alberta Elec.Generation	0.0	0.0	0.0	0.0	0.0	0.0	0.0	0.0	0.0	0.0	0.0	0.0	0.0
Shrinkage													
Acid Gas	0.0	0.0	0.0	0.0	0.0	0.0	0.0	0.0	0.0	0.0	0.0	0.0	0.0
Other products	22.1	23.3	22.6	28.5	18.7	32.0	11.6	35.6	18.6	17.7	20.3	24.7	275.7
Fuel	93.5	92.0	103.4	102.4	103.0	100.9	104.1	102.7	94.5	93.8	101.0	99.7	1,191.0
Flared	0.0	2.0	0.0	0.0	0.0	0.0	0.0	0.0	0.0	0.0	0.0	0.0	2.0
Vented	2.0	0.0	0.3	0.3	0.2	0.1	0.3	0.0	0.0	0.4	0.0	0.2	3.8
Diff and Other	-1.2	-4.8	6.4	3.8	6.9	9.2	18.0	-33.3	-15.5	-16.0	49.6	-52.3	-29.2
Process and Frac													
Pentanes Plus	0.0	0.0	0.0	0.0	0.0	0.0	0.0	0.0	0.0	0.0	0.0	0.0	0.0
Propane	0.0	0.0	0.0	0.0	0.0	0.0	0.0	0.0	0.0	0.0	0.0	0.0	0.0
Butanes	0.0	0.0	0.0	0.0	0.0	0.0	0.0	0.0	0.0	0.0	0.0	0.0	0.0
Ethane	0.0	0.0	0.0	0.0	0.0	0.0	0.0	0.0	0.0	0.0	0.0	0.0	0.0
NGL	99.2	100.1	102.0	128.4	84.4	144.4	52.0	159.7	83.6	80.1	91.9	110.1	1,235.9
Sulphur	0.0	0.0	0.0	0.0	0.0	0.0	0.0	0.0	0.0	0.0	0.0	0.0	0.0
Sulphur Closing Inv	0.0	0.0	0.0	0.0	0.0	0.0	0.0	0.0	0.0	0.0	0.0	0.0	0.0

Unit of Measurement: Gas and Gas equivalent products: 1000m3, Liquids: m3, Sulphur: MTS

VPR6200

Facility ID ABGP0001586

Facility Name TARRAGON GHOST PINE

Facility Licence # 4359

Facility Operator A663 TEAC

Production Month	201701	201702	201703	201704	201705	201706	201707	201708	201709	201710	201711	201712	Totals
Receipts													
Receipts from Alberta Facilities	1,467.4	1,347.1	1,433.1	1,353.7	1,472.1	1,401.9	1,420.0	1,417.7	1,307.0	1,290.4	1,216.6	1,272.2	16,399.2
Receipts from Non-Alberta Facilities	0.0	0.0	0.0	0.0	0.0	0.0	0.0	0.0	0.0	0.0	0.0	0.0	0.0
Dispositions													
Disposition													
Battery	0.0	0.0	0.0	0.0	0.0	0.0	0.0	0.0	0.0	0.0	0.0	0.0	0.0
Gas Gathering System	0.0	0.0	0.0	0.0	0.0	0.0	0.0	0.0	0.0	0.0	0.0	0.0	0.0
Gas Plant	0.0	0.0	0.0	0.0	0.0	0.0	0.0	0.0	0.0	0.0	0.0	0.0	0.0
Injection Facility	0.0	0.0	0.0	0.0	0.0	0.0	0.0	0.0	0.0	0.0	0.0	0.0	0.0
Meter Station	1,349.6	1,215.1	1,280.4	1,207.6	1,326.7	1,242.3	1,282.2	1,254.6	1,171.5	1,167.6	1,081.8	1,124.5	14,703.9
Other	0.0	0.0	0.0	0.0	0.0	0.0	0.0	0.0	0.0	0.0	0.0	0.0	0.0
Alberta Commercial	0.0	0.0	0.0	0.0	0.0	0.0	0.0	0.0	0.0	0.0	0.0	0.0	0.0
Alberta Industrial	0.0	0.0	0.0	0.0	0.0	0.0	0.0	0.0	0.0	0.0	0.0	0.0	0.0
Alberta Residential	0.0	0.0	0.0	0.0	0.0	0.0	0.0	0.0	0.0	0.0	0.0	0.0	0.0
Alberta Elec.Generation	0.0	0.0	0.0	0.0	0.0	0.0	0.0	0.0	0.0	0.0	0.0	0.0	0.0
Shrinkage													
Acid Gas	0.0	0.0	0.0	0.0	0.0	0.0	0.0	0.0	0.0	0.0	0.0	0.0	0.0
Other products	21.1	10.6	11.3	24.8	21.8	20.4	10.8	21.5	10.8	9.4	9.7	9.4	181.6
Fuel	113.8	104.1	111.6	108.1	89.8	113.7	110.8	109.2	103.6	103.6	97.6	100.7	1,266.6
Flared	0.0	0.0	0.0	0.0	0.0	0.0	0.0	0.0	0.0	0.0	0.0	0.0	0.0
Vented	0.0	0.0	0.3	0.0	0.0	0.1	0.0	0.1	0.0	0.0	0.1	0.0	0.6
Diff and Other	-17.1	17.3	29.5	13.2	33.8	25.4	16.2	32.3	21.1	9.8	27.4	37.6	246.5
Process and Frac													
Pentanes Plus	2.1	0.0	3.2	0.0	4.7	0.0	6.5	7.7	0.0	0.0	3.0	0.0	27.2
Propane	0.0	0.0	0.0	0.0	0.0	0.0	0.0	0.0	0.0	0.0	0.0	0.0	0.0
Butanes	0.0	0.0	0.0	0.0	0.0	0.0	0.0	0.0	0.0	0.0	0.0	0.0	0.0
Ethane	0.0	0.0	0.0	0.0	0.0	0.0	0.0	0.0	0.0	0.0	0.0	0.0	0.0
NGL	90.6	46.1	46.2	107.1	89.2	86.7	41.1	86.7	45.8	40.7	39.4	41.0	760.6
Sulphur	0.0	0.0	0.0	0.0	0.0	0.0	0.0	0.0	0.0	0.0	0.0	0.0	0.0
Sulphur Closing Inv	0.0	0.0	0.0	0.0	0.0	0.0	0.0	0.0	0.0	0.0	0.0	0.0	0.0

Unit of Measurement: Gas and Gas equivalent products: 1000m3, Liquids: m3, Sulphur: MTS

VPR6200

Facility ID ABGP0001587

Facility Name VALHALLA 8-30-75-9w6

Facility Licence # 15740

Facility Operator OYK4

Production Month	201701	201702	201703	201704	201705	201706	201707	201708	201709	201710	201711	201712	Totals
	SHUTIN	SHUTIN	SHUTIN	SHUTIN	SHUTIN	SHUTIN	SHUTIN	SHUTIN	SHUTIN	SHUTIN	SHUTIN	SHUTIN	
Receipts													
Receipts from Alberta Facilities	0.0	0.0	0.0	0.0	0.0	0.0	0.0	0.0	0.0	0.0	0.0	0.0	0.0
Receipts from Non-Alberta Facilities	0.0	0.0	0.0	0.0	0.0	0.0	0.0	0.0	0.0	0.0	0.0	0.0	0.0
Dispositions													
Disposition													
Battery	0.0	0.0	0.0	0.0	0.0	0.0	0.0	0.0	0.0	0.0	0.0	0.0	0.0
Gas Gathering System	0.0	0.0	0.0	0.0	0.0	0.0	0.0	0.0	0.0	0.0	0.0	0.0	0.0
Gas Plant	0.0	0.0	0.0	0.0	0.0	0.0	0.0	0.0	0.0	0.0	0.0	0.0	0.0
Injection Facility	0.0	0.0	0.0	0.0	0.0	0.0	0.0	0.0	0.0	0.0	0.0	0.0	0.0
Meter Station	0.0	0.0	0.0	0.0	0.0	0.0	0.0	0.0	0.0	0.0	0.0	0.0	0.0
Other	0.0	0.0	0.0	0.0	0.0	0.0	0.0	0.0	0.0	0.0	0.0	0.0	0.0
Alberta Commercial	0.0	0.0	0.0	0.0	0.0	0.0	0.0	0.0	0.0	0.0	0.0	0.0	0.0
Alberta Industrial	0.0	0.0	0.0	0.0	0.0	0.0	0.0	0.0	0.0	0.0	0.0	0.0	0.0
Alberta Residential	0.0	0.0	0.0	0.0	0.0	0.0	0.0	0.0	0.0	0.0	0.0	0.0	0.0
Alberta Elec.Generation	0.0	0.0	0.0	0.0	0.0	0.0	0.0	0.0	0.0	0.0	0.0	0.0	0.0
Shrinkage													
Acid Gas	0.0	0.0	0.0	0.0	0.0	0.0	0.0	0.0	0.0	0.0	0.0	0.0	0.0
Other products	0.0	0.0	0.0	0.0	0.0	0.0	0.0	0.0	0.0	0.0	0.0	0.0	0.0
Fuel	0.0	0.0	0.0	0.0	0.0	0.0	0.0	0.0	0.0	0.0	0.0	0.0	0.0
Flared	0.0	0.0	0.0	0.0	0.0	0.0	0.0	0.0	0.0	0.0	0.0	0.0	0.0
Vented	0.0	0.0	0.0	0.0	0.0	0.0	0.0	0.0	0.0	0.0	0.0	0.0	0.0
Diff and Other	0.0	0.0	0.0	0.0	0.0	0.0	0.0	0.0	0.0	0.0	0.0	0.0	0.0
Process and Frac													
Pentanes Plus	0.0	0.0	0.0	0.0	0.0	0.0	0.0	0.0	0.0	0.0	0.0	0.0	0.0
Propane	0.0	0.0	0.0	0.0	0.0	0.0	0.0	0.0	0.0	0.0	0.0	0.0	0.0
Butanes	0.0	0.0	0.0	0.0	0.0	0.0	0.0	0.0	0.0	0.0	0.0	0.0	0.0
Ethane	0.0	0.0	0.0	0.0	0.0	0.0	0.0	0.0	0.0	0.0	0.0	0.0	0.0
NGL	0.0	0.0	0.0	0.0	0.0	0.0	0.0	0.0	0.0	0.0	0.0	0.0	0.0
Sulphur	0.0	0.0	0.0	0.0	0.0	0.0	0.0	0.0	0.0	0.0	0.0	0.0	0.0
Sulphur Closing Inv	0.0	0.0	0.0	0.0	0.0	0.0	0.0	0.0	0.0	0.0	0.0	0.0	0.0

VPR6200

Facility ID ABGP0001588

Facility Name BONAVIDA MANYBERRIES

Facility Licence # 20966

Facility Operator A6D5

Production Month	201701	201702	201703	201704	201705	201706	201707	201708	201709	201710	201711	201712	Totals
	SHUTIN	SHUTIN	SHUTIN	SHUTIN	SHUTIN	SHUTIN	SHUTIN	SHUTIN	SHUTIN	SHUTIN	SHUTIN	SHUTIN	
Receipts													
Receipts from Alberta Facilities	0.0	0.0	0.0	0.0	0.0	0.0	0.0	0.0	0.0	0.0	0.0	0.0	0.0
Receipts from Non-Alberta Facilities	0.0	0.0	0.0	0.0	0.0	0.0	0.0	0.0	0.0	0.0	0.0	0.0	0.0
Dispositions													
Disposition													
Battery	0.0	0.0	0.0	0.0	0.0	0.0	0.0	0.0	0.0	0.0	0.0	0.0	0.0
Gas Gathering System	0.0	0.0	0.0	0.0	0.0	0.0	0.0	0.0	0.0	0.0	0.0	0.0	0.0
Gas Plant	0.0	0.0	0.0	0.0	0.0	0.0	0.0	0.0	0.0	0.0	0.0	0.0	0.0
Injection Facility	0.0	0.0	0.0	0.0	0.0	0.0	0.0	0.0	0.0	0.0	0.0	0.0	0.0
Meter Station	0.0	0.0	0.0	0.0	0.0	0.0	0.0	0.0	0.0	0.0	0.0	0.0	0.0
Other	0.0	0.0	0.0	0.0	0.0	0.0	0.0	0.0	0.0	0.0	0.0	0.0	0.0
Alberta Commercial	0.0	0.0	0.0	0.0	0.0	0.0	0.0	0.0	0.0	0.0	0.0	0.0	0.0
Alberta Industrial	0.0	0.0	0.0	0.0	0.0	0.0	0.0	0.0	0.0	0.0	0.0	0.0	0.0
Alberta Residential	0.0	0.0	0.0	0.0	0.0	0.0	0.0	0.0	0.0	0.0	0.0	0.0	0.0
Alberta Elec.Generation	0.0	0.0	0.0	0.0	0.0	0.0	0.0	0.0	0.0	0.0	0.0	0.0	0.0
Shrinkage													
Acid Gas	0.0	0.0	0.0	0.0	0.0	0.0	0.0	0.0	0.0	0.0	0.0	0.0	0.0
Other products	0.0	0.0	0.0	0.0	0.0	0.0	0.0	0.0	0.0	0.0	0.0	0.0	0.0
Fuel	0.0	0.0	0.0	0.0	0.0	0.0	0.0	0.0	0.0	0.0	0.0	0.0	0.0
Flared	0.0	0.0	0.0	0.0	0.0	0.0	0.0	0.0	0.0	0.0	0.0	0.0	0.0
Vented	0.0	0.0	0.0	0.0	0.0	0.0	0.0	0.0	0.0	0.0	0.0	0.0	0.0
Diff and Other	0.0	0.0	0.0	0.0	0.0	0.0	0.0	0.0	0.0	0.0	0.0	0.0	0.0
Process and Frac													
Pentanes Plus	0.0	0.0	0.0	0.0	0.0	0.0	0.0	0.0	0.0	0.0	0.0	0.0	0.0
Propane	0.0	0.0	0.0	0.0	0.0	0.0	0.0	0.0	0.0	0.0	0.0	0.0	0.0
Butanes	0.0	0.0	0.0	0.0	0.0	0.0	0.0	0.0	0.0	0.0	0.0	0.0	0.0
Ethane	0.0	0.0	0.0	0.0	0.0	0.0	0.0	0.0	0.0	0.0	0.0	0.0	0.0
NGL	0.0	0.0	0.0	0.0	0.0	0.0	0.0	0.0	0.0	0.0	0.0	0.0	0.0
Sulphur	0.0	0.0	0.0	0.0	0.0	0.0	0.0	0.0	0.0	0.0	0.0	0.0	0.0
Sulphur Closing Inv	0.0	0.0	0.0	0.0	0.0	0.0	0.0	0.0	0.0	0.0	0.0	0.0	0.0

VPR6200

Facility ID ABGP0001590

Facility Name BIGSTONE 1-17-26-10w4

Facility Licence # 3591

Facility Operator OHE9 CNRL

Production Month	201701	201702	201703	201704	201705	201706	201707	201708	201709	201710	201711	201712	Totals
Receipts													
Receipts from Alberta Facilities	1,240.6	1,276.7	1,447.0	1,258.6	1,410.1	1,341.6	1,296.1	1,395.8	1,332.4	1,254.3	1,534.4	1,620.3	16,407.9
Receipts from Non-Alberta Facilities	0.0	0.0	0.0	0.0	0.0	0.0	0.0	0.0	0.0	0.0	0.0	0.0	0.0
Dispositions													
Disposition													
Battery	0.0	0.0	0.0	0.0	0.0	0.0	0.0	0.0	0.0	0.0	0.0	0.0	0.0
Gas Gathering System	0.0	0.0	0.0	0.0	0.0	0.0	0.0	0.0	0.0	0.0	0.0	0.0	0.0
Gas Plant	0.0	0.0	0.0	0.0	0.0	0.0	0.0	0.0	0.0	0.0	0.0	0.0	0.0
Injection Facility	0.0	0.0	0.0	0.0	0.0	0.0	0.0	0.0	0.0	0.0	0.0	0.0	0.0
Meter Station	1,064.0	1,125.6	1,273.3	1,095.4	1,234.0	1,159.7	1,122.3	1,205.5	1,135.6	1,045.3	1,342.4	1,395.9	14,199.0
Other	0.0	0.0	0.0	0.0	0.0	0.0	0.0	0.0	0.0	0.0	0.0	0.0	0.0
Alberta Commercial	0.0	0.0	0.0	0.0	0.0	0.0	0.0	0.0	0.0	0.0	0.0	0.0	0.0
Alberta Industrial	0.0	0.0	0.0	0.0	0.0	0.0	0.0	0.0	0.0	0.0	0.0	0.0	0.0
Alberta Residential	0.0	0.0	0.0	0.0	0.0	0.0	0.0	0.0	0.0	0.0	0.0	0.0	0.0
Alberta Elec.Generation	0.0	0.0	0.0	0.0	0.0	0.0	0.0	0.0	0.0	0.0	0.0	0.0	0.0
Shrinkage													
Acid Gas	0.0	0.0	0.0	0.0	0.0	0.0	0.0	0.0	0.0	0.0	0.0	0.0	0.0
Other products	5.5	7.0	6.5	6.4	6.2	7.1	5.5	6.0	6.5	6.3	6.1	9.1	78.2
Fuel	125.9	115.9	131.3	120.5	129.9	129.5	129.1	128.1	132.2	121.5	138.4	141.2	1,543.5
Flared	5.5	5.4	4.2	4.4	6.1	5.9	4.5	3.6	4.0	4.4	4.2	8.3	60.5
Vented	0.0	0.0	0.0	0.0	0.0	0.0	0.0	0.0	0.0	0.0	0.0	0.0	0.0
Diff and Other	39.7	22.8	31.7	31.9	33.9	39.4	34.7	52.6	54.1	76.8	43.3	65.8	526.7
Process and Frac													
Pentanes Plus	26.7	34.0	31.6	31.2	30.2	34.2	26.7	29.1	31.4	30.6	29.6	44.1	379.4
Propane	0.0	0.0	0.0	0.0	0.0	0.0	0.0	0.0	0.0	0.0	0.0	0.0	0.0
Butanes	0.0	0.0	0.0	0.0	0.0	0.0	0.0	0.0	0.0	0.0	0.0	0.0	0.0
Ethane	0.0	0.0	0.0	0.0	0.0	0.0	0.0	0.0	0.0	0.0	0.0	0.0	0.0
NGL	0.0	0.0	0.0	0.0	0.0	0.0	0.0	0.0	0.0	0.0	0.0	0.0	0.0
Sulphur	0.0	0.0	0.0	0.0	0.0	0.0	0.0	0.0	0.0	0.0	0.0	0.0	0.0
Sulphur Closing Inv	0.0	0.0	0.0	0.0	0.0	0.0	0.0	0.0	0.0	0.0	0.0	0.0	0.0

Unit of Measurement: Gas and Gas equivalent products: 1000m3, Liquids: m3, Sulphur: MTS

VPR6200

Facility ID ABGP0001592

Facility Name BURLINGTON GARRINGTON

Facility Licence # 6180

Facility Operator A5D4 CVE

Production Month	201701	201702	201703	201704	201705	201706	201707	201708	201709	201710	201711	201712	Totals
Receipts													
Receipts from Alberta Facilities	1,179.8	1,060.3	1,218.8	1,165.6	1,132.3	1,075.7	1,139.8	991.7	1,109.4	1,119.7	1,066.7	1,033.6	13,293.4
Receipts from Non-Alberta Facilities	0.0	0.0	0.0	0.0	0.0	0.0	0.0	0.0	0.0	0.0	0.0	0.0	0.0
Dispositions													
Disposition													
Battery	0.0	0.0	0.0	0.0	0.0	0.0	0.0	0.0	0.0	0.0	0.0	0.0	0.0
Gas Gathering System	0.0	0.0	0.0	0.0	0.0	0.0	0.0	0.0	0.0	0.0	0.0	0.0	0.0
Gas Plant	0.0	0.0	0.0	0.0	0.0	0.0	0.0	0.0	0.0	0.0	0.0	0.0	0.0
Injection Facility	0.0	0.0	0.0	0.0	0.0	0.0	0.0	0.0	0.0	0.0	0.0	0.0	0.0
Meter Station	1,039.6	951.8	1,071.7	1,018.5	1,010.1	946.4	1,001.5	887.6	984.9	980.6	928.7	900.4	11,721.8
Other	0.0	0.0	0.0	0.0	0.0	0.0	0.0	0.0	0.0	0.0	0.0	0.0	0.0
Alberta Commercial	0.0	0.0	0.0	0.0	0.0	0.0	0.0	0.0	0.0	0.0	0.0	0.0	0.0
Alberta Industrial	0.0	0.0	0.0	0.0	0.0	0.0	0.0	0.0	0.0	0.0	0.0	0.0	0.0
Alberta Residential	0.0	0.0	0.0	0.0	0.0	0.0	0.0	0.0	0.0	0.0	0.0	0.0	0.0
Alberta Elec.Generation	0.0	0.0	0.0	0.0	0.0	0.0	0.0	0.0	0.0	0.0	0.0	0.0	0.0
Shrinkage													
Acid Gas	0.0	0.0	0.0	0.0	0.0	0.0	0.0	0.0	0.0	0.0	0.0	0.0	0.0
Other products	62.7	59.9	67.1	63.1	62.2	55.0	60.6	56.2	64.3	69.8	67.6	65.3	753.8
Fuel	79.2	71.1	78.4	74.9	74.0	79.1	71.0	66.9	71.9	77.9	82.9	85.0	912.3
Flared	0.0	0.0	0.0	0.0	0.0	0.0	0.0	0.0	0.0	0.0	0.0	0.0	0.0
Vented	0.0	0.0	0.0	0.0	0.0	0.0	0.0	0.0	0.0	0.0	0.0	0.0	0.0
Diff and Other	-1.7	-22.5	1.6	9.1	-14.0	-4.8	6.7	-19.0	-11.7	-8.6	-12.5	-17.1	-94.5
Process and Frac													
Pentanes Plus	0.0	0.0	0.0	0.0	0.0	0.0	0.0	0.0	0.0	0.0	0.0	2.6	2.6
Propane	0.0	0.0	0.0	0.0	0.0	0.0	0.0	0.0	0.0	0.0	0.0	0.0	0.0
Butanes	0.0	0.0	0.0	0.0	0.0	0.0	0.0	0.0	0.0	0.0	0.0	0.0	0.0
Ethane	0.0	0.0	0.0	0.0	0.0	0.0	0.0	0.0	0.0	0.0	0.0	0.0	0.0
NGL	266.4	254.3	285.6	267.7	263.9	234.7	259.2	240.0	274.3	298.4	281.6	270.2	3,196.3
Sulphur	0.0	0.0	0.0	0.0	0.0	0.0	0.0	0.0	0.0	0.0	0.0	0.0	0.0
Sulphur Closing Inv	0.0	0.0	0.0	0.0	0.0	0.0	0.0	0.0	0.0	0.0	0.0	0.0	0.0

Unit of Measurement: Gas and Gas equivalent products: 1000m3, Liquids: m3, Sulphur: MTS

VPR6200

Facility ID ABGP0001593

Facility Name HUSKY RUMSEY 5-35

Facility Licence # 4487

Facility Operator A663 TEAC

Production Month	201701	201702	201703	201704	201705	201706	201707	201708	201709	201710	201711	201712	Totals
Receipts													
Receipts from Alberta Facilities	2,428.6	2,180.7	2,588.7	2,459.7	2,976.5	3,197.3	3,170.7	2,031.2	2,037.0	1,879.0	2,069.5	2,143.4	29,162.3
Receipts from Non-Alberta Facilities	0.0	0.0	0.0	0.0	0.0	0.0	0.0	0.0	0.0	0.0	0.0	0.0	0.0
Dispositions													
Disposition													
Battery	0.0	0.0	0.0	0.0	0.0	0.0	0.0	0.0	0.0	0.0	0.0	0.0	0.0
Gas Gathering System	0.0	0.0	0.0	0.0	257.1	0.0	0.0	0.0	0.0	0.0	79.0	14.2	350.3
Gas Plant	0.0	0.0	0.0	0.0	0.0	0.0	0.0	0.0	0.0	0.0	0.0	0.0	0.0
Injection Facility	0.0	0.0	0.0	0.0	0.0	0.0	0.0	0.0	0.0	0.0	0.0	0.0	0.0
Meter Station	2,195.6	1,936.0	2,203.3	2,100.4	2,457.7	2,743.5	2,776.0	1,881.8	1,815.1	1,712.5	1,680.4	1,801.7	25,304.0
Other	0.0	0.0	0.0	0.0	0.0	0.0	0.0	0.0	0.0	0.0	0.0	0.0	0.0
Alberta Commercial	0.0	0.0	0.0	0.0	0.0	0.0	0.0	0.0	0.0	0.0	0.0	0.0	0.0
Alberta Industrial	0.0	0.0	0.0	0.0	0.0	0.0	0.0	0.0	0.0	0.0	0.0	0.0	0.0
Alberta Residential	0.0	0.0	0.0	0.0	0.0	0.0	0.0	0.0	0.0	0.0	0.0	0.0	0.0
Alberta Elec.Generation	0.0	0.0	0.0	0.0	0.0	0.0	0.0	0.0	0.0	0.0	0.0	0.0	0.0
Shrinkage													
Acid Gas	0.0	0.0	0.0	0.0	0.0	0.0	0.0	0.0	0.0	0.0	0.0	0.0	0.0
Other products	12.3	12.1	15.2	16.1	15.4	17.8	21.3	21.1	22.1	18.1	11.6	13.8	196.9
Fuel	151.2	131.6	147.7	123.8	142.7	161.9	215.7	122.8	117.8	115.1	120.1	131.5	1,681.9
Flared	7.9	12.6	3.0	0.0	0.0	10.4	7.1	0.0	0.0	0.4	3.8	0.9	46.1
Vented	0.0	0.0	0.0	0.0	0.0	0.0	0.0	0.0	0.0	0.0	0.0	0.0	0.0
Diff and Other	61.6	88.4	219.5	219.4	103.6	263.7	150.6	5.5	82.0	32.9	174.6	181.3	1,583.1
Process and Frac													
Pentanes Plus	5.9	0.0	0.0	11.2	0.0	17.0	8.9	7.6	5.5	4.1	0.0	7.7	67.9
Propane	0.0	0.0	0.0	0.0	0.0	0.0	0.0	0.0	0.0	0.0	0.0	0.0	0.0
Butanes	0.0	0.0	0.0	0.0	0.0	0.0	0.0	0.0	0.0	0.0	0.0	0.0	0.0
Ethane	0.0	0.0	0.0	0.0	0.0	0.0	0.0	0.0	0.0	0.0	0.0	0.0	0.0
NGL	49.4	53.5	67.0	60.6	68.8	66.5	85.0	89.2	92.9	74.8	52.4	55.5	815.6
Sulphur	0.0	0.0	0.0	0.0	0.0	0.0	0.0	0.0	0.0	0.0	0.0	0.0	0.0
Sulphur Closing Inv	0.0	0.0	0.0	0.0	0.0	0.0	0.0	0.0	0.0	0.0	0.0	0.0	0.0

Unit of Measurement: Gas and Gas equivalent products: 1000m3, Liquids: m3, Sulphur: MTS

VPR6200

Facility ID ABGP0001608

Facility Name SUN CENTURY FENN WEST 14-18 GP

Facility Licence # 5597

Facility Operator ORZ4 SUN CENTURY

Production Month	201701	201702	201703	201704	201705	201706	201707	201708	201709	201710	201711	201712	Totals
Receipts													
Receipts from Alberta Facilities	922.3	755.5	860.8	816.4	839.0	809.2	826.5	781.5	855.5	926.8	811.5	799.4	10,004.4
Receipts from Non-Alberta Facilities	0.0	0.0	0.0	0.0	0.0	0.0	0.0	0.0	0.0	0.0	0.0	0.0	0.0
Dispositions													
Disposition													
Battery	0.0	0.0	0.0	0.0	0.0	0.0	0.0	0.0	0.0	0.0	0.0	0.0	0.0
Gas Gathering System	0.0	0.0	0.0	0.0	0.0	0.0	0.0	0.0	0.0	0.0	0.0	0.0	0.0
Gas Plant	0.0	0.0	0.0	0.0	0.0	0.0	0.0	0.0	0.0	0.0	0.0	0.0	0.0
Injection Facility	0.0	0.0	0.0	0.0	0.0	0.0	0.0	0.0	0.0	0.0	0.0	0.0	0.0
Meter Station	826.4	672.3	765.6	734.1	767.7	735.8	748.3	697.6	756.3	816.0	728.3	722.5	8,970.9
Other	0.0	0.0	0.0	0.0	0.0	0.0	0.0	0.0	0.0	0.0	0.0	0.0	0.0
Alberta Commercial	0.0	0.0	0.0	0.0	0.0	0.0	0.0	0.0	0.0	0.0	0.0	0.0	0.0
Alberta Industrial	0.0	0.0	0.0	0.0	0.0	0.0	0.0	0.0	0.0	0.0	0.0	0.0	0.0
Alberta Residential	0.0	0.0	0.0	0.0	0.0	0.0	0.0	0.0	0.0	0.0	0.0	0.0	0.0
Alberta Elec.Generation	0.0	0.0	0.0	0.0	0.0	0.0	0.0	0.0	0.0	0.0	0.0	0.0	0.0
Shrinkage													
Acid Gas	0.0	0.0	0.0	0.0	0.0	0.0	0.0	0.0	0.0	0.0	0.0	0.0	0.0
Other products	15.7	11.5	12.4	11.2	11.8	12.1	12.0	12.3	11.0	12.2	11.3	10.8	144.3
Fuel	52.8	46.0	50.1	0.0	49.8	47.6	49.0	49.8	52.0	57.4	51.7	52.2	558.4
Flared	0.0	0.0	0.0	0.0	0.0	0.0	0.0	0.0	0.0	0.0	0.0	0.0	0.0
Vented	0.0	0.0	0.0	0.0	0.0	0.0	0.0	0.1	0.1	0.0	0.0	0.0	0.2
Diff and Other	27.4	25.7	32.7	71.1	9.7	13.7	17.2	21.7	36.1	41.2	20.2	13.9	330.6
Process and Frac													
Pentanes Plus	0.0	0.0	0.0	0.0	0.0	0.0	0.0	0.0	0.0	0.0	0.0	0.0	0.0
Propane	0.0	0.0	0.0	0.0	0.0	0.0	0.0	0.0	0.0	0.0	0.0	0.0	0.0
Butanes	0.0	0.0	0.0	0.0	0.0	0.0	0.0	0.0	0.0	0.0	0.0	0.0	0.0
Ethane	0.0	0.0	0.0	0.0	0.0	0.0	0.0	0.0	0.0	0.0	0.0	0.0	0.0
NGL	66.2	49.4	54.7	48.8	51.2	52.1	52.3	53.3	48.4	53.2	49.5	46.8	625.9
Sulphur	0.0	0.0	0.0	0.0	0.0	0.0	0.0	0.0	0.0	0.0	0.0	0.0	0.0
Sulphur Closing Inv	0.0	0.0	0.0	0.0	0.0	0.0	0.0	0.0	0.0	0.0	0.0	0.0	0.0

Unit of Measurement: Gas and Gas equivalent products: 1000m3, Liquids: m3, Sulphur: MTS

VPR6200

Facility ID ABGP0001610

Facility Name TARRAGON GHOST PINE

Facility Licence # 4001

Facility Operator 0026 ECA

Production Month	201701	201702	201703	201704	201705	201706	201707	201708	201709	201710	201711	201712	Totals
Receipts													
Receipts from Alberta Facilities	3,635.3	3,094.3	3,661.4	3,389.7	3,471.9	3,280.8	2,979.8	3,559.2	3,512.6	3,442.8	3,314.0	3,406.4	40,748.2
Receipts from Non-Alberta Facilities	0.0	0.0	0.0	0.0	0.0	0.0	0.0	0.0	0.0	0.0	0.0	0.0	0.0
Dispositions													
Disposition													
Battery	0.0	0.0	0.0	0.0	0.0	0.0	0.0	0.0	0.0	0.0	0.0	0.0	0.0
Gas Gathering System	0.0	0.0	0.0	0.0	0.0	0.0	0.0	0.0	0.0	0.0	0.0	0.0	0.0
Gas Plant	0.0	0.0	0.0	0.0	0.0	0.0	0.0	0.0	0.0	0.0	0.0	0.0	0.0
Injection Facility	0.0	0.0	0.0	0.0	0.0	0.0	0.0	0.0	0.0	0.0	0.0	0.0	0.0
Meter Station	3,228.3	2,989.0	3,435.5	3,318.0	3,377.0	3,217.0	2,935.7	3,383.3	3,260.8	3,247.7	3,196.5	3,283.9	38,872.7
Other	0.0	0.0	0.0	0.0	0.0	0.0	0.0	0.0	0.0	0.0	0.0	0.0	0.0
Alberta Commercial	0.0	0.0	0.0	0.0	0.0	0.0	0.0	0.0	0.0	0.0	0.0	0.0	0.0
Alberta Industrial	0.0	0.0	0.0	0.0	0.0	0.0	0.0	0.0	0.0	0.0	0.0	0.0	0.0
Alberta Residential	0.0	0.0	0.0	0.0	0.0	0.0	0.0	0.0	0.0	0.0	0.0	0.0	0.0
Alberta Elec.Generation	0.0	0.0	0.0	0.0	0.0	0.0	0.0	0.0	0.0	0.0	0.0	0.0	0.0
Shrinkage													
Acid Gas	0.0	0.0	0.0	0.0	0.0	0.0	0.0	0.0	0.0	0.0	0.0	0.0	0.0
Other products	45.5	41.1	43.6	39.5	46.6	41.4	38.5	45.0	42.6	47.4	34.6	59.6	525.4
Fuel	91.0	82.2	90.0	84.0	85.8	85.9	71.3	89.4	87.4	88.1	95.2	101.9	1,052.2
Flared	0.5	0.4	0.5	0.4	0.0	0.0	0.0	0.0	0.0	0.0	0.0	0.0	1.8
Vented	0.2	0.1	0.1	0.1	0.0	0.0	0.0	0.0	0.0	0.0	0.0	0.0	0.5
Diff and Other	269.8	-18.5	91.7	-52.3	-37.5	-63.5	-65.7	41.5	121.8	59.6	-12.3	-39.0	295.6
Process and Frac													
Pentanes Plus	0.0	6.9	0.0	0.0	0.9	0.0	0.0	0.0	0.0	0.7	0.3	0.0	8.8
Propane	0.0	0.0	0.0	0.0	0.0	0.0	0.0	0.0	0.0	0.0	0.0	0.0	0.0
Butanes	0.0	0.0	0.0	0.0	0.0	0.0	0.0	0.0	0.0	0.0	0.0	0.0	0.0
Ethane	0.0	0.0	0.0	0.0	0.0	0.0	0.0	0.0	0.0	0.0	0.0	0.0	0.0
NGL	197.4	173.0	189.2	171.4	200.8	179.1	166.6	195.1	184.5	203.3	147.6	254.2	2,262.2
Sulphur	0.0	0.0	0.0	0.0	0.0	0.0	0.0	0.0	0.0	0.0	0.0	0.0	0.0
Sulphur Closing Inv	0.0	0.0	0.0	0.0	0.0	0.0	0.0	0.0	0.0	0.0	0.0	0.0	0.0

Unit of Measurement: Gas and Gas equivalent products: 1000m3, Liquids: m3, Sulphur: MTS

VPR6200
Facility ID ABGP0001613

Facility Name ARCHER VIKING

Facility Licence # 10119

Facility Operator OZ5F SEQUOIA

Production Month	201701	201702	201703	201704	201705	201706	201707	201708	201709	201710	201711	201712	Totals
Receipts													
Receipts from Alberta Facilities	359.1	330.8	352.7	337.4	374.3	354.3	295.7	331.9	303.0	294.8	334.4	295.9	3,964.3
Receipts from Non-Alberta Facilities	0.0	0.0	0.0	0.0	0.0	0.0	0.0	0.0	0.0	0.0	0.0	0.0	0.0
Dispositions													
Disposition													
Battery	0.0	0.0	0.0	0.0	0.0	0.0	0.0	0.0	0.0	0.0	0.0	0.0	0.0
Gas Gathering System	0.0	0.0	0.0	0.0	0.0	0.0	0.0	0.0	0.0	0.0	0.0	0.0	0.0
Gas Plant	0.0	0.0	0.0	0.0	0.0	0.0	0.0	0.0	0.0	0.0	0.0	0.0	0.0
Injection Facility	0.0	0.0	0.0	0.0	0.0	0.0	0.0	0.0	0.0	0.0	0.0	0.0	0.0
Meter Station	352.6	328.6	346.3	339.7	372.0	343.6	286.7	329.8	324.6	296.1	285.5	270.5	3,876.0
Other	0.0	0.0	0.0	0.0	0.0	0.0	0.0	0.0	0.0	0.0	0.0	0.0	0.0
Alberta Commercial	0.0	0.0	0.0	0.0	0.0	0.0	0.0	0.0	0.0	0.0	0.0	0.0	0.0
Alberta Industrial	0.0	0.0	0.0	0.0	0.0	0.0	0.0	0.0	0.0	0.0	0.0	0.0	0.0
Alberta Residential	0.0	0.0	0.0	0.0	0.0	0.0	0.0	0.0	0.0	0.0	0.0	0.0	0.0
Alberta Elec.Generation	0.0	0.0	0.0	0.0	0.0	0.0	0.0	0.0	0.0	0.0	0.0	0.0	0.0
Shrinkage													
Acid Gas	0.0	0.0	0.0	0.0	0.0	0.0	0.0	0.0	0.0	0.0	0.0	0.0	0.0
Other products	0.0	0.0	0.0	0.0	0.0	0.0	0.0	0.0	0.0	0.0	0.0	0.0	0.0
Fuel	0.0	0.0	0.0	0.0	0.0	0.0	0.0	0.0	0.0	0.0	0.0	0.0	0.0
Flared	0.0	0.0	0.0	0.0	0.0	0.0	0.0	0.0	0.0	0.0	0.0	0.0	0.0
Vented	0.0	0.0	0.0	0.0	0.0	0.0	0.0	0.0	0.0	0.0	0.0	0.0	0.0
Diff and Other	6.5	2.2	6.4	-2.3	2.3	10.7	9.0	2.1	-21.6	-1.3	48.9	25.4	88.3
Process and Frac													
Pentanes Plus	0.0	0.0	0.0	0.0	0.0	0.0	0.0	0.0	0.0	0.0	0.0	0.0	0.0
Propane	0.0	0.0	0.0	0.0	0.0	0.0	0.0	0.0	0.0	0.0	0.0	0.0	0.0
Butanes	0.0	0.0	0.0	0.0	0.0	0.0	0.0	0.0	0.0	0.0	0.0	0.0	0.0
Ethane	0.0	0.0	0.0	0.0	0.0	0.0	0.0	0.0	0.0	0.0	0.0	0.0	0.0
NGL	0.0	0.0	0.0	0.0	0.0	0.0	0.0	0.0	0.0	0.0	0.0	0.0	0.0
Sulphur	0.0	0.0	0.0	0.0	0.0	0.0	0.0	0.0	0.0	0.0	0.0	0.0	0.0
Sulphur Closing Inv	0.0	0.0	0.0	0.0	0.0	0.0	0.0	0.0	0.0	0.0	0.0	0.0	0.0

Unit of Measurement: Gas and Gas equivalent products: 1000m3, Liquids: m3, Sulphur: MTS

VPR6200

Facility ID ABGP0001614

Facility Name MAGIN THREE HILLS CREEK

Facility Licence # 5116

Facility Operator OBP8 OBE

Production Month	201701	201702	201703	201704	201705	201706	201707	201708	201709	201710	201711	201712	Totals
Receipts													
Receipts from Alberta Facilities	2,294.0	2,018.1	2,236.6	2,208.5	2,246.5	2,179.9	2,174.2	2,200.6	1,991.4	1,993.3	2,066.7	2,073.3	25,683.1
Receipts from Non-Alberta Facilities	0.0	0.0	0.0	0.0	0.0	0.0	0.0	0.0	0.0	0.0	0.0	0.0	0.0
Dispositions													
Disposition													
Battery	0.0	0.0	0.0	0.0	0.0	0.0	0.0	0.0	0.0	0.0	0.0	0.0	0.0
Gas Gathering System	0.0	0.0	0.0	0.0	0.0	0.0	0.0	0.0	0.0	0.0	0.0	0.0	0.0
Gas Plant	0.0	0.0	0.0	0.0	0.0	0.0	0.0	0.0	0.0	0.0	0.0	0.0	0.0
Injection Facility	0.0	0.0	0.0	0.0	0.0	0.0	0.0	0.0	0.0	0.0	0.0	0.0	0.0
Meter Station	2,113.6	1,854.8	2,066.3	1,989.1	2,027.4	1,779.0	1,828.9	1,976.9	1,779.2	1,732.8	1,858.6	1,863.4	22,870.0
Other	0.0	0.0	0.0	0.0	0.0	0.0	0.0	0.0	0.0	0.0	0.0	0.0	0.0
Alberta Commercial	0.0	0.0	0.0	0.0	0.0	0.0	0.0	0.0	0.0	0.0	0.0	0.0	0.0
Alberta Industrial	0.0	0.0	0.0	0.0	0.0	0.0	0.0	0.0	0.0	0.0	0.0	0.0	0.0
Alberta Residential	0.0	0.0	0.0	0.0	0.0	0.0	0.0	0.0	0.0	0.0	0.0	0.0	0.0
Alberta Elec.Generation	0.0	0.0	0.0	0.0	0.0	0.0	0.0	0.0	0.0	0.0	0.0	0.0	0.0
Shrinkage													
Acid Gas	0.0	0.0	0.0	0.0	0.0	0.0	0.0	0.0	0.0	0.0	0.0	0.0	0.0
Other products	46.6	38.9	44.1	41.9	41.9	43.0	40.3	40.6	33.9	38.3	39.3	40.0	488.8
Fuel	136.2	127.2	139.1	143.7	164.2	163.2	164.1	163.3	149.4	135.4	138.3	136.1	1,760.2
Flared	3.4	3.1	3.4	3.3	3.4	3.3	3.4	3.4	3.3	3.4	3.3	5.6	42.3
Vented	0.0	0.0	0.0	0.0	0.0	0.0	0.0	0.0	0.0	0.0	0.0	0.0	0.0
Diff and Other	-5.8	-5.9	-16.3	30.5	9.6	191.4	137.5	16.4	25.6	83.4	27.2	28.2	521.8
Process and Frac													
Pentanes Plus	0.0	0.0	0.0	0.0	0.0	0.0	0.0	0.0	0.0	0.0	0.0	0.0	0.0
Propane	0.0	0.0	0.0	0.0	0.0	0.0	0.0	0.0	0.0	0.0	0.0	0.0	0.0
Butanes	0.0	0.0	0.0	0.0	0.0	0.0	0.0	0.0	0.0	0.0	0.0	0.0	0.0
Ethane	0.0	0.0	0.0	0.0	0.0	0.0	0.0	0.0	0.0	0.0	0.0	0.0	0.0
NGL	204.8	171.1	193.8	184.7	183.7	190.0	178.5	179.9	149.7	169.6	172.5	175.6	2,153.9
Sulphur	0.0	0.0	0.0	0.0	0.0	0.0	0.0	0.0	0.0	0.0	0.0	0.0	0.0
Sulphur Closing Inv	0.0	0.0	0.0	0.0	0.0	0.0	0.0	0.0	0.0	0.0	0.0	0.0	0.0

Unit of Measurement: Gas and Gas equivalent products: 1000m3, Liquids: m3, Sulphur: MTS

VPR6200

Facility ID ABGP0001617

Facility Name BEAU GILBY

Facility Licence # 9053

Facility Operator A74Y TIDEWATER

Production Month	201701	201702	201703	201704	201705	201706	201707	201708	201709	201710	201711	201712	Totals
Receipts													
Receipts from Alberta Facilities	11,608.4	10,503.9	11,575.7	10,752.1	11,412.0	10,899.7	11,217.2	10,936.2	10,246.4	11,094.1	10,370.4	10,188.5	130,804.6
Receipts from Non-Alberta Facilities	0.0	0.0	0.0	0.0	0.0	0.0	0.0	0.0	0.0	0.0	0.0	0.0	0.0
Dispositions													
Disposition													
Battery	0.0	0.0	0.0	0.0	0.0	0.0	0.0	0.0	0.0	0.0	0.0	0.0	0.0
Gas Gathering System	0.0	0.0	0.0	0.0	0.0	0.0	0.0	0.0	0.0	0.0	0.0	0.0	0.0
Gas Plant	0.0	0.0	0.0	0.0	0.0	0.0	0.0	0.0	0.0	0.0	0.0	0.0	0.0
Injection Facility	0.0	0.0	0.0	0.0	0.0	0.0	0.0	0.0	0.0	0.0	0.0	0.0	0.0
Meter Station	11,062.8	9,918.5	10,845.2	9,831.6	10,407.8	9,954.1	10,233.2	10,095.7	9,752.0	10,608.5	9,874.1	9,558.8	122,142.3
Other	0.0	0.0	0.0	0.0	0.0	0.0	0.0	0.0	0.0	0.0	0.0	0.0	0.0
Alberta Commercial	0.0	0.0	0.0	0.0	0.0	0.0	0.0	0.0	0.0	0.0	0.0	0.0	0.0
Alberta Industrial	0.0	0.0	0.0	0.0	0.0	0.0	0.0	0.0	0.0	0.0	0.0	0.0	0.0
Alberta Residential	0.0	0.0	0.0	0.0	0.0	0.0	0.0	0.0	0.0	0.0	0.0	0.0	0.0
Alberta Elec.Generation	0.0	0.0	0.0	0.0	0.0	0.0	0.0	0.0	0.0	0.0	0.0	0.0	0.0
Shrinkage													
Acid Gas	0.0	0.0	0.0	0.0	0.0	0.0	0.0	0.0	0.0	0.0	0.0	0.0	0.0
Other products	551.2	532.2	578.0	573.2	585.2	520.8	541.9	525.8	498.0	531.9	532.5	550.1	6,520.8
Fuel	198.6	169.9	187.8	180.2	182.0	174.1	180.8	183.0	171.1	181.9	177.6	183.6	2,170.6
Flared	19.5	10.4	6.5	4.2	12.5	1.7	1.4	3.3	2.3	2.7	6.7	7.6	78.8
Vented	8.7	7.8	8.7	8.4	8.8	8.4	8.9	8.7	8.4	8.7	8.4	8.6	102.5
Diff and Other	-232.4	-134.9	-50.5	154.5	215.7	240.6	251.0	119.7	-185.4	-239.6	-228.9	-120.2	-210.4
Process and Frac													
Pentanes Plus	427.3	231.4	255.6	238.0	354.7	293.3	259.6	201.8	195.6	270.7	131.8	146.2	3,006.0
Propane	0.0	0.0	0.0	0.0	0.0	0.0	0.0	0.0	0.0	0.0	0.0	0.0	0.0
Butanes	0.0	0.0	0.0	0.0	0.0	0.0	0.0	0.0	0.0	0.0	0.0	0.0	0.0
Ethane	0.0	0.0	0.0	0.0	0.0	0.0	0.0	0.0	0.0	0.0	0.0	0.0	0.0
NGL	1,871.4	1,935.5	2,122.5	2,081.5	2,032.8	1,789.4	1,973.9	1,955.1	1,848.5	1,922.5	2,041.5	2,122.0	23,696.6
Sulphur	0.0	0.0	0.0	0.0	0.0	0.0	0.0	0.0	0.0	0.0	0.0	0.0	0.0
Sulphur Closing Inv	0.0	0.0	0.0	0.0	0.0	0.0	0.0	0.0	0.0	0.0	0.0	0.0	0.0

Unit of Measurement: Gas and Gas equivalent products: 1000m3, Liquids: m3, Sulphur: MTS

VPR6200

Facility ID ABGP0001623

Facility Name MOSAIC JAYAR 6-8-62-3 W6

Facility Licence # 13896

Facility Operator A7GW STRATH

Production Month	201701	201702	201703	201704	201705	201706	201707	201708	201709	201710	201711	201712	Totals
Receipts													
Receipts from Alberta Facilities	21,467.8	16,217.0	19,754.0	18,416.3	16,602.0	17,360.3	15,502.8	15,601.9	17,257.5	21,460.9	25,709.2	33,296.0	238,645.7
Receipts from Non-Alberta Facilities	0.0	0.0	0.0	0.0	0.0	0.0	0.0	0.0	0.0	0.0	0.0	0.0	0.0
Dispositions													
Disposition													
Battery	1,196.6	408.8	472.3	613.8	400.0	251.9	264.1	764.5	464.3	520.0	775.5	598.6	6,730.4
Gas Gathering System	19,706.4	12,877.1	18,138.7	17,016.4	15,285.6	16,715.4	16,206.1	14,859.0	15,605.7	20,608.1	23,016.1	29,994.3	220,028.9
Gas Plant	0.0	0.0	0.0	0.0	0.0	0.0	0.0	0.0	0.0	0.0	0.0	0.0	0.0
Injection Facility	0.0	0.0	0.0	0.0	0.0	0.0	0.0	0.0	0.0	0.0	0.0	0.0	0.0
Meter Station	330.6	2,224.9	247.5	3.4	788.2	236.8	45.2	413.4	362.9	136.0	174.9	128.2	5,092.0
Other	0.0	0.0	0.0	0.0	0.0	0.0	0.0	0.0	0.0	0.0	0.0	0.0	0.0
Alberta Commercial	0.0	0.0	0.0	0.0	0.0	0.0	0.0	0.0	0.0	0.0	0.0	0.0	0.0
Alberta Industrial	0.0	0.0	0.0	0.0	0.0	0.0	0.0	0.0	0.0	0.0	0.0	0.0	0.0
Alberta Residential	0.0	0.0	0.0	0.0	0.0	0.0	0.0	0.0	0.0	0.0	65.6	0.0	65.6
Alberta Elec.Generation	0.0	0.0	0.0	0.0	0.0	0.0	0.0	0.0	0.0	0.0	0.0	0.0	0.0
Shrinkage													
Acid Gas	0.0	0.0	0.0	0.0	0.0	0.0	0.0	0.0	0.0	0.0	0.0	0.0	0.0
Other products	365.2	315.3	377.9	352.4	338.5	322.9	286.2	341.6	474.9	795.5	1,311.7	1,855.9	7,138.0
Fuel	0.0	0.0	0.0	0.0	0.0	0.0	29.0	0.0	0.0	3.9	1,185.4	1,371.0	2,589.3
Flared	0.0	0.0	0.0	0.0	0.0	0.0	0.0	0.0	0.0	0.0	66.0	98.5	164.5
Vented	0.0	0.0	0.0	0.0	0.0	0.0	0.0	0.0	0.0	0.0	0.0	0.0	0.0
Diff and Other	-131.0	390.9	517.6	430.3	-210.3	-166.7	-1,327.8	-776.6	349.7	-602.6	-886.0	-750.5	-3,163.0
Process and Frac													
Pentanes Plus	1,767.3	1,525.5	1,828.3	1,705.2	1,638.0	1,562.4	1,384.6	1,652.8	2,298.1	3,849.2	6,346.9	8,979.9	34,538.2
Propane	0.0	0.0	0.0	0.0	0.0	0.0	0.0	0.0	0.0	0.0	0.0	0.0	0.0
Butanes	0.0	0.0	0.0	0.0	0.0	0.0	0.0	0.0	0.0	0.0	0.0	0.0	0.0
Ethane	0.0	0.0	0.0	0.0	0.0	0.0	0.0	0.0	0.0	0.0	0.0	0.0	0.0
NGL	0.0	0.0	0.0	0.0	0.0	0.0	0.0	0.0	0.0	0.0	0.0	0.0	0.0
Sulphur	0.0	0.0	0.0	0.0	0.0	0.0	0.0	0.0	0.0	0.0	0.0	0.0	0.0
Sulphur Closing Inv	0.0	0.0	0.0	0.0	0.0	0.0	0.0	0.0	0.0	0.0	0.0	0.0	0.0

Unit of Measurement: Gas and Gas equivalent products: 1000m3, Liquids: m3, Sulphur: MTS

VPR6200

Facility ID ABGP0001624

Facility Name HUSKY ANSELL 7-27

Facility Licence # 11997

Facility Operator OR46 HUSKY

Production Month	201701	201702	201703	201704	201705	201706	201707	201708	201709	201710	201711	201712	Totals
Receipts													
Receipts from Alberta Facilities	37,842.8	31,500.2	38,490.4	35,750.2	31,898.7	13,427.6	21,717.9	28,982.7	33,075.2	35,071.1	35,835.5	36,518.8	380,111.1
Receipts from Non-Alberta Facilities	0.0	0.0	0.0	0.0	0.0	0.0	0.0	0.0	0.0	0.0	0.0	0.0	0.0
Dispositions													
Disposition													
Battery	0.0	0.0	0.0	0.0	0.0	0.0	0.0	0.0	0.0	0.0	0.0	0.0	0.0
Gas Gathering System	12,689.0	9,141.6	13,383.5	11,775.0	9,777.1	4,952.8	8,473.1	11,461.8	11,486.0	10,266.0	12,026.0	11,964.0	127,395.9
Gas Plant	0.0	0.0	0.0	0.0	0.0	0.0	0.0	0.0	0.0	0.0	0.0	0.0	0.0
Injection Facility	0.0	0.0	0.0	0.0	0.0	0.0	0.0	0.0	0.0	0.0	0.0	0.0	0.0
Meter Station	24,557.4	21,818.6	24,483.6	23,420.9	21,447.0	7,943.3	13,048.7	17,564.9	21,045.9	24,090.8	23,284.9	24,091.7	246,797.7
Other	0.0	0.0	0.0	0.0	0.0	0.0	0.0	0.0	0.0	0.0	0.0	0.0	0.0
Alberta Commercial	0.0	0.0	0.0	0.0	0.0	0.0	0.0	0.0	0.0	0.0	0.0	0.0	0.0
Alberta Industrial	0.0	0.0	0.0	0.0	0.0	0.0	0.0	0.0	0.0	0.0	0.0	0.0	0.0
Alberta Residential	0.0	0.0	0.0	0.0	0.0	0.0	0.0	0.0	0.0	0.0	0.0	0.0	0.0
Alberta Elec.Generation	0.0	0.0	0.0	0.0	0.0	0.0	0.0	0.0	0.0	0.0	0.0	0.0	0.0
Shrinkage													
Acid Gas	0.0	0.0	0.0	0.0	0.0	0.0	0.0	0.0	0.0	0.0	0.0	0.0	0.0
Other products	712.1	700.2	690.8	692.1	711.1	339.2	355.1	322.4	645.0	789.5	728.7	644.7	7,330.9
Fuel	436.1	391.8	422.7	411.7	353.6	175.1	271.5	314.6	363.0	408.2	393.3	405.0	4,346.6
Flared	30.0	26.5	34.4	33.4	50.4	58.6	39.7	13.8	55.7	60.4	35.0	34.3	472.2
Vented	0.0	0.0	0.0	0.0	0.0	0.0	0.0	0.0	0.0	0.0	0.0	0.0	0.0
Diff and Other	-581.8	-578.5	-524.6	-582.9	-440.5	-41.4	-470.2	-694.8	-520.4	-543.8	-632.4	-620.9	-6,232.2
Process and Frac													
Pentanes Plus	1,844.8	1,784.9	1,743.6	1,707.4	1,772.0	742.5	1,483.2	1,669.1	1,801.2	1,933.8	1,857.1	1,618.4	19,958.0
Propane	1,239.1	1,288.4	1,222.0	1,248.0	1,346.2	321.5	332.8	411.6	1,126.1	1,478.2	1,262.7	1,100.4	12,377.0
Butanes	814.8	873.7	763.9	830.5	921.9	240.1	438.1	551.9	734.7	872.9	800.6	668.7	8,511.8
Ethane	0.0	0.0	0.0	0.0	0.0	0.0	0.0	0.0	0.0	0.0	0.0	0.0	0.0
NGL	0.0	0.0	0.0	0.0	0.0	482.2	203.5	0.0	0.0	0.0	0.0	0.0	685.7
Sulphur	0.0	0.0	0.0	0.0	0.0	0.0	0.0	0.0	0.0	0.0	0.0	0.0	0.0
Sulphur Closing Inv	0.0	0.0	0.0	0.0	0.0	0.0	0.0	0.0	0.0	0.0	0.0	0.0	0.0

Unit of Measurement: Gas and Gas equivalent products: 1000m3, Liquids: m3, Sulphur: MTS

VPR6200

Facility ID ABGP0001626

Facility Name PEMBINA 9-16-49-8w5

Facility Licence # 11363

Facility Operator OHE9 CNRL

Production Month	201701	201702	201703	201704	201705	201706	201707	201708	201709	201710	201711	201712	Totals
Receipts													
Receipts from Alberta Facilities	545.3	488.3	526.2	502.7	515.6	542.4	537.8	515.8	463.4	488.8	470.9	574.9	6,172.1
Receipts from Non-Alberta Facilities	0.0	0.0	0.0	0.0	0.0	0.0	0.0	0.0	0.0	0.0	0.0	0.0	0.0
Dispositions													
Disposition													
Battery	0.0	0.0	0.0	0.0	0.0	0.0	0.0	0.0	0.0	0.0	0.0	0.0	0.0
Gas Gathering System	0.0	0.0	0.0	0.0	0.0	0.0	0.0	0.0	0.0	0.0	0.0	0.0	0.0
Gas Plant	0.0	0.0	0.0	0.0	1.6	1.8	2.6	0.0	0.0	0.0	0.0	3.0	9.0
Injection Facility	0.0	0.0	0.0	0.0	0.0	0.0	0.0	0.0	0.0	0.0	0.0	0.0	0.0
Meter Station	459.9	409.9	457.9	444.8	438.9	465.9	459.7	446.0	398.1	424.5	390.0	504.2	5,299.8
Other	0.0	0.0	0.0	0.0	0.0	0.0	0.0	0.0	0.0	0.0	0.0	0.0	0.0
Alberta Commercial	0.0	0.0	0.0	0.0	0.0	0.0	0.0	0.0	0.0	0.0	0.0	0.0	0.0
Alberta Industrial	0.0	0.0	0.0	0.0	0.0	0.0	0.0	0.0	0.0	0.0	0.0	0.0	0.0
Alberta Residential	0.0	0.0	0.0	0.0	0.0	0.0	0.0	0.0	0.0	0.0	0.0	0.0	0.0
Alberta Elec.Generation	0.0	0.0	0.0	0.0	0.0	0.0	0.0	0.0	0.0	0.0	0.0	0.0	0.0
Shrinkage													
Acid Gas	0.0	0.0	0.0	0.0	0.0	0.0	0.0	0.0	0.0	0.0	0.0	0.0	0.0
Other products	17.9	16.9	18.1	18.2	17.9	19.6	17.2	18.0	16.0	18.1	16.2	18.6	212.7
Fuel	39.5	37.1	39.2	36.3	35.0	40.7	40.7	40.2	43.8	48.5	39.0	42.3	482.3
Flared	0.0	0.0	0.0	0.0	0.0	0.0	0.0	0.0	0.0	0.0	0.0	0.0	0.0
Vented	0.0	0.0	0.0	0.0	0.0	0.0	0.0	0.0	0.0	0.0	0.0	0.0	0.0
Diff and Other	28.0	24.4	11.0	3.4	22.2	14.4	17.6	11.6	5.5	-2.3	25.7	6.8	168.3
Process and Frac													
Pentanes Plus	0.0	0.0	0.0	0.0	0.0	0.0	0.0	0.0	0.0	0.0	0.0	0.0	0.0
Propane	0.0	0.0	0.0	0.0	0.0	0.0	0.0	0.0	0.0	0.0	0.0	0.0	0.0
Butanes	0.0	0.0	0.0	0.0	0.0	0.0	0.0	0.0	0.0	0.0	0.0	0.0	0.0
Ethane	0.0	0.0	0.0	0.0	0.0	0.0	0.0	0.0	0.0	0.0	0.0	0.0	0.0
NGL	74.5	69.6	75.2	75.4	73.7	80.9	71.8	75.6	67.2	75.7	67.8	77.6	885.0
Sulphur	0.0	0.0	0.0	0.0	0.0	0.0	0.0	0.0	0.0	0.0	0.0	0.0	0.0
Sulphur Closing Inv	0.0	0.0	0.0	0.0	0.0	0.0	0.0	0.0	0.0	0.0	0.0	0.0	0.0

Unit of Measurement: Gas and Gas equivalent products: 1000m3, Liquids: m3, Sulphur: MTS

VPR6200

Facility ID ABGP0001631

Facility Name WORSLEY 14-28-87-7W6

Facility Licence # 31669

Facility Operator OHE9 CNRL

Production Month	201701	201702	201703	201704	201705	201706	201707	201708	201709	201710	201711	201712	Totals
Receipts													
Receipts from Alberta Facilities	994.5	1,283.0	1,432.7	1,417.0	1,433.2	1,473.3	1,467.6	1,388.5	1,364.6	1,438.3	1,416.5	1,511.0	16,620.2
Receipts from Non-Alberta Facilities	0.0	0.0	0.0	0.0	0.0	0.0	0.0	0.0	0.0	0.0	0.0	0.0	0.0
Dispositions													
Disposition													
Battery	31.1	28.7	33.0	31.1	23.1	24.7	28.0	27.4	22.0	25.8	35.2	38.8	348.9
Gas Gathering System	0.0	0.0	0.0	0.0	0.0	0.0	0.0	0.0	0.0	0.0	0.0	0.0	0.0
Gas Plant	0.0	0.0	0.0	0.0	0.0	0.0	0.0	0.0	0.0	0.0	0.0	0.0	0.0
Injection Facility	0.0	0.0	0.0	0.0	0.0	0.0	0.0	0.0	0.0	0.0	0.0	0.0	0.0
Meter Station	831.6	1,126.9	1,226.8	1,270.9	1,282.8	1,315.2	1,272.9	1,199.3	1,208.5	1,275.6	1,269.6	1,346.9	14,627.0
Other	0.0	0.0	0.0	0.0	0.0	0.0	0.0	0.0	0.0	0.0	0.0	0.0	0.0
Alberta Commercial	0.0	0.0	0.0	0.0	0.0	0.0	0.0	0.0	0.0	0.0	0.0	0.0	0.0
Alberta Industrial	0.0	0.0	0.0	0.0	0.0	0.0	0.0	0.0	0.0	0.0	0.0	0.0	0.0
Alberta Residential	0.0	0.0	0.0	0.0	0.0	0.0	0.0	0.0	0.0	0.0	0.0	0.0	0.0
Alberta Elec.Generation	0.0	0.0	0.0	0.0	0.0	0.0	0.0	0.0	0.0	0.0	0.0	0.0	0.0
Shrinkage													
Acid Gas	0.0	0.0	0.0	0.0	0.0	0.0	0.0	0.0	0.0	0.0	0.0	0.0	0.0
Other products	0.0	0.0	0.0	0.0	0.0	0.0	8.9	10.0	8.3	6.1	1.9	8.1	43.3
Fuel	90.7	85.8	87.6	93.2	92.0	85.2	88.3	80.7	81.7	91.9	91.9	101.9	1,070.9
Flared	3.3	6.2	46.7	2.1	2.2	1.0	5.8	14.3	3.9	7.5	11.3	0.6	104.9
Vented	0.0	0.0	0.0	0.0	0.0	0.0	0.0	0.0	0.0	0.0	0.0	0.0	0.0
Diff and Other	37.8	35.4	38.6	19.7	33.1	47.2	63.7	56.8	40.2	31.4	6.6	14.7	425.2
Process and Frac													
Pentanes Plus	0.0	0.0	0.0	0.0	0.0	0.0	43.0	48.2	40.3	29.5	9.3	39.4	209.7
Propane	0.0	0.0	0.0	0.0	0.0	0.0	0.0	0.0	0.0	0.0	0.0	0.0	0.0
Butanes	0.0	0.0	0.0	0.0	0.0	0.0	0.0	0.0	0.0	0.0	0.0	0.0	0.0
Ethane	0.0	0.0	0.0	0.0	0.0	0.0	0.0	0.0	0.0	0.0	0.0	0.0	0.0
NGL	0.0	0.0	0.0	0.0	0.0	0.0	0.0	0.0	0.0	0.0	0.0	0.0	0.0
Sulphur	0.0	0.0	0.0	0.0	0.0	0.0	0.0	0.0	0.0	0.0	0.0	0.0	0.0
Sulphur Closing Inv	0.0	0.0	0.0	0.0	0.0	0.0	0.0	0.0	0.0	0.0	0.0	0.0	0.0

Unit of Measurement: Gas and Gas equivalent products: 1000m3, Liquids: m3, Sulphur: MTS

VPR6200

Facility ID ABGP0001635

Facility Name ADANAC TOMAHAWK

Facility Licence # 12122

Facility Operator OFC1 ADANAC

Production Month	201701	201702	201703	201704	201705	201706	201707	201708	201709	201710	201711	201712	Totals
Receipts													
Receipts from Alberta Facilities	289.7	305.7	323.3	337.9	323.8	336.9	276.6	262.8	244.8	239.8	217.0	157.8	3,316.1
Receipts from Non-Alberta Facilities	0.0	0.0	0.0	0.0	0.0	0.0	0.0	0.0	0.0	0.0	0.0	0.0	0.0
Dispositions													
Disposition													
Battery	0.0	0.0	0.0	0.0	0.0	0.0	0.0	0.0	0.0	0.0	0.0	0.0	0.0
Gas Gathering System	0.0	0.0	0.0	0.0	0.0	0.0	0.0	0.0	0.0	0.0	0.0	0.0	0.0
Gas Plant	0.0	0.0	0.0	0.0	0.0	0.0	0.0	0.0	0.0	0.0	0.0	0.0	0.0
Injection Facility	0.0	0.0	0.0	0.0	0.0	0.0	0.0	0.0	0.0	0.0	0.0	0.0	0.0
Meter Station	197.1	203.2	233.8	246.4	233.4	252.3	189.6	180.0	168.3	153.9	126.7	98.8	2,283.5
Other	0.0	0.0	0.0	0.0	0.0	0.0	0.0	0.0	0.0	0.0	0.0	0.0	0.0
Alberta Commercial	0.0	0.0	0.0	0.0	0.0	0.0	0.0	0.0	0.0	0.0	0.0	0.0	0.0
Alberta Industrial	0.0	0.0	0.0	0.0	0.0	0.0	0.0	0.0	0.0	0.0	0.0	0.0	0.0
Alberta Residential	0.0	0.0	0.0	0.0	0.0	0.0	0.0	0.0	0.0	0.0	0.0	0.0	0.0
Alberta Elec.Generation	0.0	0.0	0.0	0.0	0.0	0.0	0.0	0.0	0.0	0.0	0.0	0.0	0.0
Shrinkage													
Acid Gas	0.0	0.0	0.0	0.0	0.0	0.0	0.0	0.0	0.0	0.0	0.0	0.0	0.0
Other products	14.6	0.0	13.9	23.5	11.0	10.5	9.0	0.0	16.8	9.2	6.6	0.0	115.1
Fuel	50.1	62.5	47.1	44.3	45.4	44.7	47.4	47.1	44.7	45.2	47.0	37.7	563.2
Flared	0.2	0.2	0.0	0.0	0.6	0.0	0.3	0.0	0.4	0.3	0.7	0.3	3.0
Vented	0.0	0.0	0.0	0.0	0.0	0.0	0.0	0.0	0.0	0.0	0.0	0.0	0.0
Diff and Other	27.7	39.8	28.5	23.7	33.4	29.4	30.3	35.7	14.6	31.2	36.0	21.0	351.3
Process and Frac													
Pentanes Plus	0.0	0.0	0.0	0.0	0.0	0.0	0.0	0.0	0.0	0.0	0.0	0.0	0.0
Propane	0.0	0.0	0.0	0.0	0.0	0.0	0.0	0.0	0.0	0.0	0.0	0.0	0.0
Butanes	0.0	0.0	0.0	0.0	0.0	0.0	0.0	0.0	0.0	0.0	0.0	0.0	0.0
Ethane	0.0	0.0	0.0	0.0	0.0	0.0	0.0	0.0	0.0	0.0	0.0	0.0	0.0
NGL	58.1	0.0	57.0	95.7	45.6	43.7	36.8	0.0	69.1	37.8	27.3	0.0	471.1
Sulphur	0.0	0.0	0.0	0.0	0.0	0.0	0.0	0.0	0.0	0.0	0.0	0.0	0.0
Sulphur Closing Inv	0.0	0.0	0.0	0.0	0.0	0.0	0.0	0.0	0.0	0.0	0.0	0.0	0.0

Unit of Measurement: Gas and Gas equivalent products: 1000m3, Liquids: m3, Sulphur: MTS

VPR6200

Facility ID ABGP0001642

Facility Name CYPRESS THORSBY

Facility Licence # 11198

Facility Operator A632 PETRUS

Production Month	201701	201702	201703	201704	201705	201706	201707	201708	201709	201710	201711	201712	Totals
Receipts													
Receipts from Alberta Facilities	4,292.4	4,497.7	5,134.4	4,341.0	4,447.1	4,617.1	4,812.9	4,376.1	3,991.2	4,707.3	5,442.6	7,114.3	57,774.1
Receipts from Non-Alberta Facilities	0.0	0.0	0.0	0.0	0.0	0.0	0.0	0.0	0.0	0.0	0.0	0.0	0.0
Dispositions													
Disposition													
Battery	0.0	0.0	0.0	0.0	0.0	0.0	0.0	0.0	0.0	0.0	0.0	0.0	0.0
Gas Gathering System	0.0	0.0	0.0	0.0	0.0	0.0	0.0	0.0	0.0	0.0	0.0	0.0	0.0
Gas Plant	0.0	0.0	0.0	0.0	0.0	0.0	0.0	0.0	0.0	0.0	0.0	0.0	0.0
Injection Facility	0.0	0.0	0.0	0.0	0.0	0.0	0.0	0.0	0.0	0.0	0.0	0.0	0.0
Meter Station	3,604.0	3,891.1	4,408.5	3,701.6	3,764.1	3,892.8	4,024.8	3,577.8	3,337.1	4,100.3	4,802.0	6,774.1	49,878.2
Other	0.0	0.0	0.0	0.0	0.0	0.0	0.0	0.0	0.0	0.0	0.0	0.0	0.0
Alberta Commercial	0.0	0.0	0.0	0.0	0.0	0.0	0.0	0.0	0.0	0.0	0.0	0.0	0.0
Alberta Industrial	0.0	0.0	0.0	0.0	0.0	0.0	0.0	0.0	0.0	0.0	0.0	0.0	0.0
Alberta Residential	0.0	0.0	0.0	0.0	0.0	0.0	0.0	0.0	0.0	0.0	0.0	0.0	0.0
Alberta Elec.Generation	0.0	0.0	0.0	0.0	0.0	0.0	0.0	0.0	0.0	0.0	0.0	0.0	0.0
Shrinkage													
Acid Gas	0.0	0.0	0.0	0.0	0.0	0.0	0.0	0.0	0.0	0.0	0.0	0.0	0.0
Other products	109.3	109.7	139.8	115.2	124.5	140.7	138.8	135.2	114.1	121.8	109.9	111.4	1,470.4
Fuel	323.8	311.3	346.9	306.9	313.8	310.9	327.2	307.8	283.0	316.7	342.8	411.2	3,902.3
Flared	0.0	0.0	0.0	0.0	0.0	0.0	0.0	0.0	0.0	0.0	0.0	0.0	0.0
Vented	0.0	0.0	0.0	0.0	0.0	0.0	0.0	0.0	0.0	0.0	0.0	0.0	0.0
Diff and Other	255.3	185.6	239.2	217.3	244.7	272.7	322.1	355.3	257.0	168.5	187.9	-182.4	2,523.2
Process and Frac													
Pentanes Plus	0.0	0.0	0.0	0.0	0.0	0.0	0.0	0.0	0.0	0.0	0.0	0.0	0.0
Propane	0.0	0.0	0.0	0.0	0.0	0.0	0.0	0.0	0.0	0.0	0.0	0.0	0.0
Butanes	0.0	0.0	0.0	0.0	0.0	0.0	0.0	0.0	0.0	0.0	0.0	0.0	0.0
Ethane	0.0	0.0	0.0	0.0	0.0	0.0	0.0	0.0	0.0	0.0	0.0	0.0	0.0
NGL	459.7	459.9	586.6	477.8	516.5	583.3	577.6	562.1	474.9	509.3	459.5	470.5	6,137.7
Sulphur	0.0	0.0	0.0	0.0	0.0	0.0	0.0	0.0	0.0	0.0	0.0	0.0	0.0
Sulphur Closing Inv	0.0	0.0	0.0	0.0	0.0	0.0	0.0	0.0	0.0	0.0	0.0	0.0	0.0

Unit of Measurement: Gas and Gas equivalent products: 1000m3, Liquids: m3, Sulphur: MTS

VPR6200

Facility ID ABGP0001646

Facility Name PEMBINA-SUNNYBROOK 15-22-48-2W5

Facility Licence # 10658

Facility Operator A632 PETRUS

Production Month	201701	201702	201703	201704	201705	201706	201707	201708	201709	201710	201711	201712	Totals
Receipts													
Receipts from Alberta Facilities	4,581.6	4,121.1	4,362.8	4,128.9	4,216.1	4,019.5	4,178.1	3,611.5	4,041.7	3,658.2	3,330.6	3,715.2	47,965.3
Receipts from Non-Alberta Facilities	0.0	0.0	0.0	0.0	0.0	0.0	0.0	0.0	0.0	0.0	0.0	0.0	0.0
Dispositions													
Disposition													
Battery	0.0	0.0	0.0	0.0	0.0	0.0	0.0	0.0	0.0	0.0	0.0	0.0	0.0
Gas Gathering System	0.0	0.0	0.0	0.0	0.0	0.0	0.0	0.0	0.0	0.0	0.0	0.0	0.0
Gas Plant	0.0	0.0	0.0	0.0	0.0	0.0	0.0	0.0	0.0	0.0	0.0	0.0	0.0
Injection Facility	0.0	0.0	0.0	0.0	0.0	0.0	0.0	0.0	0.0	0.0	0.0	0.0	0.0
Meter Station	4,452.8	3,939.0	4,203.2	3,949.9	4,050.0	3,854.8	3,952.9	3,435.9	3,868.9	3,431.9	3,115.0	3,572.4	45,826.7
Other	0.0	0.0	0.0	0.0	0.0	0.0	0.0	0.0	0.0	0.0	0.0	0.0	0.0
Alberta Commercial	0.0	0.0	0.0	0.0	0.0	0.0	0.0	0.0	0.0	0.0	0.0	0.0	0.0
Alberta Industrial	0.0	0.0	0.0	0.0	0.0	0.0	0.0	0.0	0.0	0.0	0.0	0.0	0.0
Alberta Residential	0.0	0.0	0.0	0.0	0.0	0.0	0.0	0.0	0.0	0.0	0.0	0.0	0.0
Alberta Elec.Generation	0.0	0.0	0.0	0.0	0.0	0.0	0.0	0.0	0.0	0.0	0.0	0.0	0.0
Shrinkage													
Acid Gas	0.0	0.0	0.0	0.0	0.0	0.0	0.0	0.0	0.0	0.0	0.0	0.0	0.0
Other products	99.1	114.3	100.0	104.9	99.4	118.0	98.8	101.8	102.8	111.7	115.8	100.2	1,266.8
Fuel	0.0	0.0	116.5	123.3	129.9	110.9	122.4	126.4	127.8	104.8	115.3	123.3	1,200.6
Flared	0.0	0.0	0.0	0.0	0.0	0.0	0.0	0.0	0.0	0.0	0.0	0.0	0.0
Vented	0.0	0.0	0.0	0.0	0.0	0.0	0.0	0.0	0.0	0.0	0.0	0.0	0.0
Diff and Other	29.7	67.8	-56.9	-49.2	-63.2	-64.2	4.0	-52.6	-57.8	9.8	-15.5	-80.7	-328.8
Process and Frac													
Pentanes Plus	0.0	0.0	0.0	0.0	0.0	0.0	0.0	0.0	0.0	0.0	0.0	0.0	0.0
Propane	0.0	0.0	0.0	0.0	0.0	0.0	0.0	0.0	0.0	0.0	0.0	0.0	0.0
Butanes	0.0	0.0	0.0	0.0	0.0	0.0	0.0	0.0	0.0	0.0	0.0	0.0	0.0
Ethane	0.0	0.0	0.0	0.0	0.0	0.0	0.0	0.0	0.0	0.0	0.0	0.0	0.0
NGL	410.6	469.9	410.8	429.5	407.2	483.3	409.4	422.0	430.3	463.5	479.9	414.6	5,231.0
Sulphur	0.0	0.0	0.0	0.0	0.0	0.0	0.0	0.0	0.0	0.0	0.0	0.0	0.0
Sulphur Closing Inv	0.0	0.0	0.0	0.0	0.0	0.0	0.0	0.0	0.0	0.0	0.0	0.0	0.0

Unit of Measurement: Gas and Gas equivalent products: 1000m3, Liquids: m3, Sulphur: MTS

VPR6200

Facility ID ABGP0001651

Facility Name ALDER 10-9-45-8W5

Facility Licence # 9777

Facility Operator A5D4 CVE

Production Month	201701	201702	201703	201704	201705	201706	201707	201708	201709	201710	201711	201712	Totals
Receipts													
Receipts from Alberta Facilities	29,354.5	24,744.5	31,706.2	27,031.6	27,194.3	26,961.8	27,596.3	23,014.1	33,549.9	38,560.0	35,530.5	30,608.9	355,852.6
Receipts from Non-Alberta Facilities	0.0	0.0	0.0	0.0	0.0	0.0	0.0	0.0	0.0	0.0	0.0	0.0	0.0
Dispositions													
Disposition													
Battery	0.0	0.0	0.0	0.0	0.0	0.0	0.0	0.0	0.0	0.0	0.0	0.0	0.0
Gas Gathering System	0.0	0.0	0.0	0.0	0.0	0.0	0.0	0.0	0.0	0.0	0.0	0.0	0.0
Gas Plant	0.0	0.0	0.0	0.0	0.0	0.0	0.0	0.0	0.0	0.0	0.0	0.0	0.0
Injection Facility	0.0	0.0	0.0	0.0	0.0	0.0	0.0	0.0	0.0	0.0	0.0	0.0	0.0
Meter Station	27,962.8	23,212.4	30,084.4	25,171.4	25,347.6	25,391.3	26,030.5	21,650.9	32,178.9	36,937.4	34,175.7	29,250.3	337,393.6
Other	0.0	0.0	0.0	0.0	0.0	0.0	0.0	0.0	0.0	0.0	0.0	0.0	0.0
Alberta Commercial	0.0	0.0	0.0	0.0	0.0	0.0	0.0	0.0	0.0	0.0	0.0	0.0	0.0
Alberta Industrial	0.0	0.0	0.0	0.0	0.0	0.0	0.0	0.0	0.0	0.0	0.0	0.0	0.0
Alberta Residential	0.0	0.0	0.0	0.0	0.0	0.0	0.0	0.0	0.0	0.0	0.0	0.0	0.0
Alberta Elec.Generation	0.0	0.0	0.0	0.0	0.0	0.0	0.0	0.0	0.0	0.0	0.0	0.0	0.0
Shrinkage													
Acid Gas	0.0	0.0	0.0	0.0	0.0	0.0	0.0	0.0	0.0	0.0	0.0	0.0	0.0
Other products	1,180.5	1,206.0	1,535.9	1,510.9	1,315.3	1,028.4	959.1	824.2	1,065.4	1,373.8	1,297.5	1,102.9	14,399.9
Fuel	558.1	493.0	641.8	526.2	536.1	601.6	559.0	475.4	508.6	511.3	475.1	511.8	6,398.0
Flared	0.0	0.0	0.5	0.0	15.0	50.1	11.9	8.8	11.6	3.6	0.9	4.8	107.2
Vented	6.9	6.5	8.3	8.1	7.2	5.5	5.3	1.2	1.1	1.3	1.2	1.4	54.0
Diff and Other	-353.8	-173.4	-564.7	-185.0	-26.9	-115.1	30.5	53.6	-215.7	-267.4	-419.9	-262.3	-2,500.1
Process and Frac													
Pentanes Plus	2,179.6	2,262.4	2,963.5	3,025.2	2,202.3	1,216.6	996.7	945.4	898.6	1,014.7	915.6	1,121.0	19,741.6
Propane	0.0	0.0	0.0	0.0	0.0	0.0	0.0	0.0	0.0	0.0	0.0	0.0	0.0
Butanes	0.0	0.0	0.0	0.0	0.0	0.0	0.0	0.0	0.0	0.0	0.0	0.0	0.0
Ethane	0.0	0.0	0.0	0.0	0.0	0.0	0.0	0.0	0.0	0.0	0.0	0.0	0.0
NGL	2,926.6	2,895.2	3,567.4	3,519.7	3,448.7	3,137.5	3,122.3	2,602.4	3,547.8	4,664.7	4,426.9	3,494.5	41,353.7
Sulphur	0.0	0.0	0.0	0.0	0.0	0.0	0.0	0.0	0.0	0.0	0.0	0.0	0.0
Sulphur Closing Inv	0.0	0.0	0.0	0.0	0.0	0.0	0.0	0.0	0.0	0.0	0.0	0.0	0.0

Unit of Measurement: Gas and Gas equivalent products: 1000m3, Liquids: m3, Sulphur: MTS

VPR6200

Facility ID ABGP0001661

Facility Name HAMBURG NORTH 11-14-97-11w6

Facility Licence # 17719

Facility Operator OHE9 CNRL

Production Month	201701	201702	201703	201704	201705	201706	201707	201708	201709	201710	201711	201712	Totals
Receipts													
Receipts from Alberta Facilities	10,534.7	9,463.7	10,330.5	9,454.1	9,498.2	9,656.2	9,622.0	9,441.1	8,910.3	8,962.4	8,082.4	8,412.5	112,368.1
Receipts from Non-Alberta Facilities	0.0	0.0	0.0	0.0	0.0	0.0	0.0	0.0	0.0	0.0	0.0	0.0	0.0
Dispositions													
Disposition													
Battery	0.0	0.0	0.0	0.0	0.0	0.0	0.0	0.0	0.0	0.0	0.0	0.0	0.0
Gas Gathering System	342.7	309.0	333.7	319.5	326.7	278.6	291.3	278.4	281.4	325.8	357.3	357.5	3,801.9
Gas Plant	0.0	0.0	0.0	0.0	0.0	0.0	0.0	0.0	0.0	0.0	0.0	0.0	0.0
Injection Facility	0.0	0.0	0.0	0.0	0.0	0.0	0.0	0.0	0.0	0.0	0.0	0.0	0.0
Meter Station	9,204.1	8,196.6	9,006.6	8,409.9	8,463.2	8,264.1	8,578.8	8,454.4	7,945.1	7,925.4	7,072.6	7,373.1	98,893.9
Other	0.0	0.0	0.0	0.0	0.0	0.0	0.0	0.0	0.0	0.0	0.0	0.0	0.0
Alberta Commercial	0.0	0.0	0.0	0.0	0.0	0.0	0.0	0.0	0.0	0.0	0.0	0.0	0.0
Alberta Industrial	0.0	0.0	0.0	0.0	0.0	0.0	0.0	0.0	0.0	0.0	0.0	0.0	0.0
Alberta Residential	0.0	0.0	0.0	0.0	0.0	0.0	0.0	0.0	0.0	0.0	0.0	0.0	0.0
Alberta Elec.Generation	0.0	0.0	0.0	0.0	0.0	0.0	0.0	0.0	0.0	0.0	0.0	0.0	0.0
Shrinkage													
Acid Gas	0.0	0.0	0.0	0.0	0.0	0.0	0.0	0.0	0.0	0.0	0.0	0.0	0.0
Other products	448.5	390.8	414.1	412.2	421.0	366.5	412.1	407.5	373.8	359.8	312.3	329.7	4,648.3
Fuel	395.9	353.1	389.1	349.0	381.1	362.5	375.3	371.9	358.7	391.4	381.1	386.5	4,495.6
Flared	4.5	1.7	1.2	0.2	0.9	2.7	3.5	1.9	5.3	4.1	1.5	4.6	32.1
Vented	4.2	4.1	3.9	3.9	4.0	3.6	4.3	4.0	3.6	3.8	4.2	3.3	46.9
Diff and Other	134.8	208.4	181.9	-40.6	-98.7	378.2	-43.3	-77.0	-57.6	-47.9	-46.6	-42.2	449.4
Process and Frac													
Pentanes Plus	1,090.6	944.6	985.1	964.8	1,063.4	800.4	967.9	844.9	1,006.5	837.5	741.7	836.8	11,084.2
Propane	0.0	0.0	0.0	0.0	0.0	0.0	0.0	0.0	0.0	0.0	0.0	0.0	0.0
Butanes	0.0	0.0	0.0	0.0	0.0	0.0	0.0	0.0	0.0	0.0	0.0	0.0	0.0
Ethane	0.0	0.0	0.0	0.0	0.0	0.0	0.0	0.0	0.0	0.0	0.0	0.0	0.0
NGL	920.5	806.6	868.9	880.6	829.1	835.8	879.6	964.3	687.8	775.3	656.9	651.2	9,756.6
Sulphur	0.0	0.0	0.0	0.0	0.0	0.0	0.0	0.0	0.0	0.0	0.0	0.0	0.0
Sulphur Closing Inv	0.0	0.0	0.0	0.0	0.0	0.0	0.0	0.0	0.0	0.0	0.0	0.0	0.0

Unit of Measurement: Gas and Gas equivalent products: 1000m3, Liquids: m3, Sulphur: MTS

VPR6200

Facility ID ABGP0001663

Facility Name PANCDN COUNTESS

Facility Licence # 3006

Facility Operator A7NW TXNE

Production Month	201701	201702	201703	201704	201705	201706	201707	201708	201709	201710	201711	201712	Totals
Receipts													
Receipts from Alberta Facilities	23,117.4	21,068.0	23,705.4	22,303.3	21,996.1	22,813.0	23,005.9	24,757.7	22,932.6	22,934.5	22,457.7	22,162.0	273,253.6
Receipts from Non-Alberta Facilities	0.0	0.0	0.0	0.0	0.0	0.0	0.0	0.0	0.0	0.0	0.0	0.0	0.0
Dispositions													
Disposition													
Battery	0.0	0.0	0.0	0.0	0.0	0.0	0.0	0.0	0.0	0.0	0.0	0.0	0.0
Gas Gathering System	0.0	0.0	0.0	0.0	0.0	0.0	0.0	0.0	0.0	0.0	0.0	0.0	0.0
Gas Plant	0.0	0.0	0.0	0.0	0.0	0.0	0.0	0.0	0.0	0.0	0.0	0.0	0.0
Injection Facility	0.0	0.0	0.0	0.0	0.0	0.0	0.0	0.0	0.0	0.0	0.0	0.0	0.0
Meter Station	22,482.9	20,511.9	23,125.3	22,173.5	21,059.8	22,172.7	22,298.6	24,120.8	22,345.5	23,077.7	22,001.6	21,501.7	266,872.0
Other	0.0	0.0	0.0	0.0	0.0	0.0	0.0	0.0	0.0	0.0	0.0	0.0	0.0
Alberta Commercial	0.0	0.0	0.0	0.0	0.0	0.0	0.0	0.0	0.0	0.0	0.0	0.0	0.0
Alberta Industrial	0.0	0.0	0.0	0.0	0.0	0.0	0.0	0.0	0.0	0.0	0.0	0.0	0.0
Alberta Residential	0.0	0.0	0.0	0.0	0.0	0.0	0.0	0.0	0.0	0.0	0.0	0.0	0.0
Alberta Elec.Generation	0.0	0.0	0.0	0.0	0.0	0.0	0.0	0.0	0.0	0.0	0.0	0.0	0.0
Shrinkage													
Acid Gas	0.0	0.0	0.0	0.0	0.0	0.0	0.0	0.0	0.0	0.0	0.0	0.0	0.0
Other products	7.0	8.4	13.9	10.4	13.3	25.4	29.9	42.0	34.8	38.5	40.9	30.4	294.9
Fuel	688.2	614.5	677.1	653.3	626.5	634.9	638.0	662.7	625.7	661.5	664.6	671.7	7,818.7
Flared	0.1	0.3	0.0	5.9	12.7	0.4	10.8	0.0	2.4	0.0	0.1	0.0	32.7
Vented	1.8	1.6	1.8	1.7	5.3	1.7	1.8	1.8	3.8	1.8	1.7	1.8	26.6
Diff and Other	-62.6	-68.7	-112.7	-541.5	278.5	-22.1	26.8	-69.6	-79.6	-845.0	-251.2	-43.6	-1,791.3
Process and Frac													
Pentanes Plus	0.0	0.0	0.0	0.0	0.0	0.0	0.0	0.0	0.0	0.0	0.0	0.0	0.0
Propane	0.0	0.0	0.0	0.0	0.0	0.0	0.0	0.0	0.0	0.0	0.0	0.0	0.0
Butanes	0.0	0.0	0.0	0.0	0.0	0.0	0.0	0.0	0.0	0.0	0.0	0.0	0.0
Ethane	0.0	0.0	0.0	0.0	0.0	0.0	0.0	0.0	0.0	0.0	0.0	0.0	0.0
NGL	32.3	38.0	63.9	47.7	59.5	118.1	133.6	185.8	153.1	169.6	179.5	133.1	1,314.2
Sulphur	0.0	0.0	0.0	0.0	0.0	0.0	0.0	0.0	0.0	0.0	0.0	0.0	0.0
Sulphur Closing Inv	0.0	0.0	0.0	0.0	0.0	0.0	0.0	0.0	0.0	0.0	0.0	0.0	0.0

Unit of Measurement: Gas and Gas equivalent products: 1000m3, Liquids: m3, Sulphur: MTS

VPR6200

Facility ID ABGP0001664

Facility Name KEYSpan WORSLEY

Facility Licence # 17263

Facility Operator A7LX Wormwood

Production Month	201701	201702	201703	201704	201705	201706	201707	201708	201709	201710	201711	201712	Totals
Receipts													
Receipts from Alberta Facilities	566.3	507.9	485.9	530.4	679.7	676.3	702.3	644.8	652.0	697.4	594.7	612.3	7,350.0
Receipts from Non-Alberta Facilities	0.0	0.0	0.0	0.0	0.0	0.0	0.0	0.0	0.0	0.0	0.0	0.0	0.0
Dispositions													
Disposition													
Battery	0.0	0.0	0.0	0.0	0.0	0.0	0.0	22.1	14.0	1.4	0.0	0.0	37.5
Gas Gathering System	0.0	0.0	0.0	0.0	0.0	0.0	0.0	0.0	0.0	0.0	0.0	0.0	0.0
Gas Plant	0.0	0.0	0.0	0.0	0.0	0.0	0.0	0.0	0.0	0.0	0.0	0.0	0.0
Injection Facility	0.0	0.0	0.0	0.0	0.0	0.0	0.0	0.0	0.0	0.0	0.0	0.0	0.0
Meter Station	460.6	415.8	414.0	415.6	567.4	560.0	554.0	489.1	532.6	571.7	489.6	522.4	5,992.8
Other	0.0	0.0	0.0	0.0	0.0	0.0	0.0	0.0	0.0	0.0	0.0	0.0	0.0
Alberta Commercial	0.0	0.0	0.0	0.0	0.0	0.0	0.0	0.0	0.0	0.0	0.0	0.0	0.0
Alberta Industrial	0.0	0.0	0.0	0.0	0.0	0.0	0.0	0.0	0.0	0.0	0.0	0.0	0.0
Alberta Residential	0.0	0.0	0.0	0.0	0.0	0.0	0.0	0.0	0.0	0.0	0.0	0.0	0.0
Alberta Elec.Generation	0.0	0.0	0.0	0.0	0.0	0.0	0.0	0.0	0.0	0.0	0.0	0.0	0.0
Shrinkage													
Acid Gas	0.0	0.0	0.0	0.0	29.9	29.9	29.9	30.4	29.0	30.3	30.8	28.1	238.3
Other products	0.0	0.0	0.0	0.0	0.0	0.0	0.0	0.0	0.0	0.0	0.0	0.0	0.0
Fuel	104.6	92.1	0.0	88.9	92.3	88.2	86.4	109.9	89.1	95.4	95.8	99.7	1,042.4
Flared	0.0	0.0	0.0	0.0	0.0	0.0	0.0	0.0	0.0	0.0	0.0	0.0	0.0
Vented	0.0	0.0	0.0	0.0	0.0	0.0	23.8	0.0	0.0	0.0	0.0	0.0	23.8
Diff and Other	1.1	0.0	71.9	25.9	-9.9	-1.8	8.2	-6.7	-12.7	-1.4	-21.5	-37.9	15.2
Process and Frac													
Pentanes Plus	0.0	0.0	0.0	0.0	0.0	0.0	0.0	0.0	0.0	0.0	0.0	0.0	0.0
Propane	0.0	0.0	0.0	0.0	0.0	0.0	0.0	0.0	0.0	0.0	0.0	0.0	0.0
Butanes	0.0	0.0	0.0	0.0	0.0	0.0	0.0	0.0	0.0	0.0	0.0	0.0	0.0
Ethane	0.0	0.0	0.0	0.0	0.0	0.0	0.0	0.0	0.0	0.0	0.0	0.0	0.0
NGL	0.0	0.0	0.0	0.0	0.0	0.0	0.0	0.0	0.0	0.0	0.0	0.0	0.0
Sulphur	0.0	0.0	0.0	0.0	0.0	0.0	0.0	0.0	0.0	0.0	0.0	0.0	0.0
Sulphur Closing Inv	0.0	0.0	0.0	0.0	0.0	0.0	0.0	0.0	0.0	0.0	0.0	0.0	0.0

Unit of Measurement: Gas and Gas equivalent products: 1000m3, Liquids: m3, Sulphur: MTS

VPR6200

Facility ID ABGP0001666

Facility Name WILD RIVER 14-36-57-23W5

Facility Licence # 13318

Facility Operator OHE9 CNRL

Production Month	201701	201702	201703	201704	201705	201706	201707	201708	201709	201710	201711	201712	Totals
Receipts													
Receipts from Alberta Facilities	52,069.1	46,549.5	51,144.4	49,531.1	50,376.3	46,747.8	50,272.8	48,293.6	48,106.9	48,947.2	45,912.6	46,921.8	584,873.1
Receipts from Non-Alberta Facilities	0.0	0.0	0.0	0.0	0.0	0.0	0.0	0.0	0.0	0.0	0.0	0.0	0.0
Dispositions													
Disposition													
Battery	0.0	0.0	0.0	0.0	0.0	0.0	0.0	0.0	0.0	0.0	0.0	0.0	0.0
Gas Gathering System	0.0	0.0	0.0	0.0	0.0	0.0	0.0	0.0	0.0	0.0	0.0	0.0	0.0
Gas Plant	2,912.2	2,617.2	2,855.7	2,699.0	2,031.1	2,670.7	2,791.3	2,160.2	2,596.8	2,132.8	2,513.3	2,602.0	30,582.3
Injection Facility	0.0	0.0	0.0	0.0	0.0	0.0	0.0	0.0	0.0	0.0	0.0	0.0	0.0
Meter Station	48,423.0	43,379.5	47,538.0	46,231.5	47,406.6	43,390.7	46,593.3	44,959.5	44,634.9	45,576.9	42,630.0	43,517.5	544,281.4
Other	0.0	0.0	0.0	0.0	0.0	0.0	0.0	0.0	0.0	0.0	0.0	0.0	0.0
Alberta Commercial	0.0	0.0	0.0	0.0	0.0	0.0	0.0	0.0	0.0	0.0	0.0	0.0	0.0
Alberta Industrial	0.0	0.0	0.0	0.0	0.0	0.0	0.0	0.0	0.0	0.0	0.0	0.0	0.0
Alberta Residential	0.0	0.0	0.0	0.0	0.0	0.0	0.0	0.0	0.0	0.0	0.0	0.0	0.0
Alberta Elec.Generation	0.0	0.0	0.0	0.0	0.0	0.0	0.0	0.0	0.0	0.0	0.0	0.0	0.0
Shrinkage													
Acid Gas	0.0	0.0	0.0	0.0	0.0	0.0	0.0	0.0	0.0	0.0	0.0	0.0	0.0
Other products	1,229.0	1,032.7	1,158.7	1,124.3	1,169.6	1,104.9	1,165.8	1,181.9	1,132.4	1,136.8	1,088.8	1,075.3	13,600.2
Fuel	1,100.4	1,013.8	1,111.3	1,018.9	1,068.4	991.6	1,076.6	1,061.4	1,042.1	1,079.6	1,069.0	1,097.6	12,730.7
Flared	1.8	11.1	7.9	0.8	10.5	38.3	9.5	62.2	9.2	15.9	5.9	3.2	176.3
Vented	0.1	0.5	0.2	0.2	0.5	0.0	0.0	0.0	0.0	0.0	0.0	0.0	1.5
Diff and Other	-1,597.4	-1,505.3	-1,527.4	-1,543.6	-1,310.4	-1,448.4	-1,363.7	-1,131.6	-1,308.5	-994.8	-1,394.4	-1,373.8	-16,499.3
Process and Frac													
Pentanes Plus	2,145.2	1,740.9	1,964.3	1,868.2	1,804.7	1,634.5	1,657.2	1,686.6	1,566.7	1,780.0	1,766.1	1,621.2	21,235.6
Propane	0.0	0.0	0.0	0.0	0.0	0.0	0.0	0.0	0.0	0.0	0.0	0.0	0.0
Butanes	0.0	0.0	0.0	0.0	0.0	0.0	0.0	0.0	0.0	0.0	0.0	0.0	0.0
Ethane	0.0	0.0	0.0	0.0	0.0	0.0	0.0	0.0	0.0	0.0	0.0	0.0	0.0
NGL	3,220.1	2,832.1	3,105.0	3,043.6	3,288.6	3,179.9	3,398.3	3,414.3	3,342.3	3,376.5	3,029.2	3,126.3	38,356.2
Sulphur	0.0	0.0	0.0	0.0	0.0	0.0	0.0	0.0	0.0	0.0	0.0	0.0	0.0
Sulphur Closing Inv	0.0	0.0	0.0	0.0	0.0	0.0	0.0	0.0	0.0	0.0	0.0	0.0	0.0

Unit of Measurement: Gas and Gas equivalent products: 1000m3, Liquids: m3, Sulphur: MTS

VPR6200

Facility ID ABGP0001669

Facility Name WOLF SOUTH 5-1-51-15W5

Facility Licence # 11990

Facility Operator A5D4 CVE

Production Month	201701	201702	201703	201704	201705	201706	201707	201708	201709	201710	201711	201712	Totals
Receipts													
Receipts from Alberta Facilities	25,974.6	23,271.1	26,222.4	24,742.1	25,281.8	30,000.8	25,017.2	33,202.2	28,171.7	31,434.2	32,606.9	39,786.3	345,711.3
Receipts from Non-Alberta Facilities	0.0	0.0	0.0	0.0	0.0	0.0	0.0	0.0	0.0	0.0	0.0	0.0	0.0
Dispositions													
Disposition													
Battery	0.0	0.0	0.0	0.0	0.0	0.0	0.0	0.0	0.0	0.0	0.0	0.0	0.0
Gas Gathering System	0.0	0.0	0.0	0.0	0.0	0.0	0.0	0.0	0.0	0.0	0.0	0.0	0.0
Gas Plant	0.0	0.0	0.0	0.0	0.0	0.0	0.0	0.0	0.0	0.0	0.0	0.0	0.0
Injection Facility	0.0	0.0	0.0	0.0	0.0	0.0	0.0	0.0	0.0	0.0	0.0	0.0	0.0
Meter Station	22,548.1	20,393.1	22,944.5	21,709.9	22,178.0	26,776.7	21,957.6	29,951.6	25,358.6	28,409.1	29,606.2	36,799.9	308,633.3
Other	0.0	0.0	0.0	0.0	0.0	0.0	0.0	0.0	0.0	0.0	0.0	0.0	0.0
Alberta Commercial	0.0	0.0	0.0	0.0	0.0	0.0	0.0	0.0	0.0	0.0	0.0	0.0	0.0
Alberta Industrial	0.0	0.0	0.0	0.0	0.0	0.0	0.0	0.0	0.0	0.0	0.0	0.0	0.0
Alberta Residential	0.0	0.0	0.0	0.0	0.0	0.0	0.0	0.0	0.0	0.0	0.0	0.0	0.0
Alberta Elec.Generation	0.0	0.0	0.0	0.0	0.0	0.0	0.0	0.0	0.0	0.0	0.0	0.0	0.0
Shrinkage													
Acid Gas	0.0	0.0	0.0	0.0	0.0	0.0	0.0	0.0	0.0	0.0	0.0	0.0	0.0
Other products	1,995.6	1,702.1	2,140.8	2,034.3	2,059.5	2,058.2	1,939.2	2,288.5	1,929.1	2,223.6	2,334.6	2,466.7	25,172.2
Fuel	926.4	858.7	951.3	905.8	925.0	1,019.2	880.6	1,094.1	956.8	1,037.4	1,112.3	1,269.9	11,937.5
Flared	0.0	0.1	0.3	0.0	0.4	0.0	9.7	21.0	0.0	0.0	0.0	10.0	41.5
Vented	1.4	1.1	1.4	1.2	1.3	1.2	1.2	1.5	1.2	1.4	1.2	1.6	15.7
Diff and Other	503.1	316.0	184.1	90.9	117.6	145.5	228.9	-154.5	-74.0	-237.3	-447.4	-761.8	-88.9
Process and Frac													
Pentanes Plus	2,792.2	2,417.9	2,968.7	2,658.2	2,914.8	2,649.7	2,686.3	3,252.6	2,674.9	3,106.7	3,269.2	3,500.2	34,891.4
Propane	0.0	0.0	0.0	0.0	0.0	0.0	0.0	0.0	0.0	0.0	0.0	0.0	0.0
Butanes	0.0	0.0	0.0	0.0	0.0	0.0	0.0	0.0	0.0	0.0	0.0	0.0	0.0
Ethane	0.0	0.0	0.0	0.0	0.0	0.0	0.0	0.0	0.0	0.0	0.0	0.0	0.0
NGL	5,380.1	4,572.6	5,821.8	5,656.5	5,558.3	5,773.3	5,282.2	6,182.5	5,295.6	6,042.3	6,331.5	6,707.9	68,604.6
Sulphur	0.0	0.0	0.0	0.0	0.0	0.0	0.0	0.0	0.0	0.0	0.0	0.0	0.0
Sulphur Closing Inv	0.0	0.0	0.0	0.0	0.0	0.0	0.0	0.0	0.0	0.0	0.0	0.0	0.0

Unit of Measurement: Gas and Gas equivalent products: 1000m3, Liquids: m3, Sulphur: MTS

VPR6200

Facility ID ABGP0001673

Facility Name QUEENSTOWN 4-22-19-21w4

Facility Licence # 2569

Facility Operator OHE9 CNRL

Production Month	201701	201702	201703	201704	201705	201706	201707	201708	201709	201710	201711	201712	Totals
Receipts													
Receipts from Alberta Facilities	3,894.7	3,898.8	4,440.6	4,130.3	3,699.2	4,108.4	4,070.8	3,329.8	4,331.0	4,158.9	4,090.9	4,090.6	48,244.0
Receipts from Non-Alberta Facilities	0.0	0.0	0.0	0.0	0.0	0.0	0.0	0.0	0.0	0.0	0.0	0.0	0.0
Dispositions													
Disposition													
Battery	79.3	87.4	92.6	83.0	75.0	71.6	69.9	55.0	72.2	74.5	76.8	78.3	915.6
Gas Gathering System	0.0	0.0	0.0	0.0	0.0	0.0	0.0	0.0	0.0	0.0	0.0	0.0	0.0
Gas Plant	0.0	0.0	0.0	0.0	0.0	0.0	0.0	0.0	0.0	0.0	0.0	0.0	0.0
Injection Facility	0.0	0.0	0.0	0.0	0.0	0.0	0.0	0.0	0.0	0.0	0.0	0.0	0.0
Meter Station	3,704.6	3,734.1	4,186.7	4,005.9	3,558.4	3,990.5	3,917.4	3,218.9	4,203.7	4,042.8	3,944.2	3,855.6	46,362.8
Other	0.0	0.0	0.0	0.0	0.0	0.0	0.0	0.0	0.0	0.0	0.0	0.0	0.0
Alberta Commercial	0.0	0.0	0.0	0.0	0.0	0.0	0.0	0.0	0.0	0.0	0.0	0.0	0.0
Alberta Industrial	0.0	0.0	0.0	0.0	0.0	0.0	0.0	0.0	0.0	0.0	0.0	0.0	0.0
Alberta Residential	0.0	0.0	0.0	0.0	0.0	0.0	0.0	0.0	0.0	0.0	0.0	0.0	0.0
Alberta Elec.Generation	0.0	0.0	0.0	0.0	0.0	0.0	0.0	0.0	0.0	0.0	0.0	0.0	0.0
Shrinkage													
Acid Gas	0.0	0.0	0.0	0.0	0.0	0.0	0.0	0.0	0.0	0.0	0.0	0.0	0.0
Other products	69.7	72.9	78.5	57.8	42.4	65.7	71.5	51.2	67.8	64.0	65.8	59.1	766.4
Fuel	184.9	204.0	216.1	193.6	174.9	167.0	163.2	128.4	168.4	173.7	179.1	182.8	2,136.1
Flared	0.0	0.0	0.0	0.0	0.0	0.0	0.0	0.1	0.0	0.0	0.0	0.0	0.1
Vented	3.1	4.4	4.4	4.2	3.6	4.1	3.9	3.3	4.4	4.1	4.1	3.9	47.5
Diff and Other	-146.9	-204.0	-137.7	-214.2	-155.1	-190.5	-155.1	-127.1	-185.5	-200.2	-179.1	-89.1	-1,984.5
Process and Frac													
Pentanes Plus	0.0	0.0	0.0	0.0	0.0	0.0	0.0	0.0	0.0	0.0	0.0	0.0	0.0
Propane	0.0	0.0	0.0	0.0	0.0	0.0	0.0	0.0	0.0	0.0	0.0	0.0	0.0
Butanes	0.0	0.0	0.0	0.0	0.0	0.0	0.0	0.0	0.0	0.0	0.0	0.0	0.0
Ethane	0.0	0.0	0.0	0.0	0.0	0.0	0.0	0.0	0.0	0.0	0.0	0.0	0.0
NGL	289.9	308.4	339.2	279.1	178.1	282.7	309.2	222.1	291.0	272.8	283.0	252.1	3,307.6
Sulphur	0.0	0.0	0.0	0.0	0.0	0.0	0.0	0.0	0.0	0.0	0.0	0.0	0.0
Sulphur Closing Inv	0.0	0.0	0.0	0.0	0.0	0.0	0.0	0.0	0.0	0.0	0.0	0.0	0.0

Unit of Measurement: Gas and Gas equivalent products: 1000m3, Liquids: m3, Sulphur: MTS

VPR6200

Facility ID ABGP0001674

Facility Name JOURNEY HERRONTON

Facility Licence # 2582

Facility Operator A2PH JOURNEY

Production Month	201701	201702	201703	201704	201705	201706	201707	201708	201709	201710	201711	201712	Totals
Receipts													
Receipts from Alberta Facilities	2,418.7	2,255.4	2,661.5	2,574.3	2,247.2	2,905.6	2,782.1	2,628.1	2,518.8	2,649.1	2,380.2	2,287.0	30,308.0
Receipts from Non-Alberta Facilities	0.0	0.0	0.0	0.0	0.0	0.0	0.0	0.0	0.0	0.0	0.0	0.0	0.0
Dispositions													
Disposition													
Battery	0.0	0.0	0.0	0.0	0.0	0.0	0.0	0.0	0.0	0.0	0.0	0.0	0.0
Gas Gathering System	0.0	0.0	0.0	0.0	0.0	0.0	0.0	0.0	0.0	0.0	0.0	0.0	0.0
Gas Plant	0.0	0.0	0.0	0.0	0.0	0.0	0.0	0.0	0.0	0.0	0.0	0.0	0.0
Injection Facility	0.0	0.0	0.0	0.0	0.0	0.0	0.0	0.0	0.0	0.0	0.0	0.0	0.0
Meter Station	2,305.2	2,126.7	2,498.0	2,440.0	2,348.1	2,672.2	2,555.6	2,395.3	2,395.5	2,447.2	2,226.2	2,170.4	28,580.4
Other	0.0	0.0	0.0	0.0	0.0	0.0	0.0	0.0	0.0	0.0	0.0	0.0	0.0
Alberta Commercial	0.0	0.0	0.0	0.0	0.0	0.0	0.0	0.0	0.0	0.0	0.0	0.0	0.0
Alberta Industrial	0.0	0.0	0.0	0.0	0.0	0.0	0.0	0.0	0.0	0.0	0.0	0.0	0.0
Alberta Residential	0.0	0.0	0.0	0.0	0.0	0.0	0.0	0.0	0.0	0.0	0.0	0.0	0.0
Alberta Elec.Generation	0.0	0.0	0.0	0.0	0.0	0.0	0.0	0.0	0.0	0.0	0.0	0.0	0.0
Shrinkage													
Acid Gas	0.0	0.0	0.0	0.0	0.0	0.0	0.0	0.0	0.0	0.0	0.0	0.0	0.0
Other products	77.4	70.2	79.2	68.0	77.7	145.9	93.9	91.8	96.8	99.1	88.3	87.0	1,075.3
Fuel	134.4	0.0	0.0	30.5	13.3	14.6	34.9	30.2	26.7	27.0	27.1	29.2	367.9
Flared	0.0	0.0	0.0	0.0	0.0	0.0	0.0	0.0	0.0	0.0	0.0	0.0	0.0
Vented	0.0	0.0	0.0	0.0	0.0	0.0	0.0	0.0	0.0	0.0	0.0	0.0	0.0
Diff and Other	-98.3	58.5	84.3	35.8	-191.9	72.9	97.7	110.8	-0.2	75.8	38.6	0.4	284.4
Process and Frac													
Pentanes Plus	0.0	0.0	0.0	0.0	0.0	0.0	0.0	0.0	0.0	0.0	0.0	0.0	0.0
Propane	0.0	0.0	0.0	0.0	0.0	0.0	0.0	0.0	0.0	0.0	0.0	0.0	0.0
Butanes	0.0	0.0	0.0	0.0	0.0	0.0	0.0	0.0	0.0	0.0	0.0	0.0	0.0
Ethane	0.0	0.0	0.0	0.0	0.0	0.0	0.0	0.0	0.0	0.0	0.0	0.0	0.0
NGL	326.9	300.1	338.0	290.2	323.1	599.9	385.7	376.5	396.6	407.2	362.2	354.6	4,461.0
Sulphur	0.0	0.0	0.0	0.0	0.0	0.0	0.0	0.0	0.0	0.0	0.0	0.0	0.0
Sulphur Closing Inv	0.0	0.0	0.0	0.0	0.0	0.0	0.0	0.0	0.0	0.0	0.0	0.0	0.0

Unit of Measurement: Gas and Gas equivalent products: 1000m3, Liquids: m3, Sulphur: MTS

VPR6200

Facility ID ABGP0001675

Facility Name HUSKY STEWART LAKE 1-23

Facility Licence # 4387

Facility Operator A663 TEAC

Production Month	201701	201702	201703	201704	201705	201706	201707	201708	201709	201710	201711	201712	Totals
Receipts													
Receipts from Alberta Facilities	3,229.6	2,767.8	3,251.3	3,263.4	3,417.5	3,188.6	3,367.0	3,199.1	3,055.1	3,124.0	2,994.7	3,369.4	38,227.5
Receipts from Non-Alberta Facilities	0.0	0.0	0.0	0.0	0.0	0.0	0.0	0.0	0.0	0.0	0.0	0.0	0.0
Dispositions													
Disposition													
Battery	0.0	0.0	0.0	0.0	0.0	0.0	0.0	0.0	0.0	0.0	0.0	0.0	0.0
Gas Gathering System	0.0	0.0	0.0	0.0	0.0	0.0	0.0	0.0	0.0	0.0	0.0	0.0	0.0
Gas Plant	0.0	0.0	0.0	0.0	0.0	0.0	0.0	0.0	0.0	0.0	0.0	0.0	0.0
Injection Facility	0.0	0.0	0.0	0.0	0.0	0.0	0.0	0.0	0.0	0.0	0.0	0.0	0.0
Meter Station	2,826.9	2,515.5	2,835.1	2,877.6	2,940.9	2,835.4	2,991.3	2,829.1	2,636.4	2,730.6	2,597.4	2,899.0	33,515.2
Other	0.0	0.0	0.0	0.0	0.0	0.0	0.0	0.0	0.0	0.0	0.0	0.0	0.0
Alberta Commercial	0.0	0.0	0.0	0.0	0.0	0.0	0.0	0.0	0.0	0.0	0.0	0.0	0.0
Alberta Industrial	0.0	0.0	0.0	0.0	0.0	0.0	0.0	0.0	0.0	0.0	0.0	0.0	0.0
Alberta Residential	0.0	0.0	0.0	0.0	0.0	0.0	0.0	0.0	0.0	0.0	0.0	0.0	0.0
Alberta Elec.Generation	0.0	0.0	0.0	0.0	0.0	0.0	0.0	0.0	0.0	0.0	0.0	0.0	0.0
Shrinkage													
Acid Gas	0.0	0.0	0.0	0.0	0.0	0.0	0.0	0.0	0.0	0.0	0.0	0.0	0.0
Other products	48.1	25.5	51.3	44.7	58.7	58.2	58.7	54.7	33.3	60.2	45.9	50.5	589.8
Fuel	281.6	253.8	264.0	268.8	265.5	255.8	278.3	261.2	248.9	260.4	242.6	262.3	3,143.2
Flared	0.2	0.0	0.0	0.0	0.0	0.2	0.0	0.3	0.0	0.0	0.0	0.0	0.7
Vented	0.0	0.0	0.0	0.0	0.0	0.0	0.0	0.0	0.0	0.0	0.0	3.4	3.4
Diff and Other	72.8	-27.0	100.9	72.3	152.4	39.0	38.7	53.8	136.5	72.8	108.8	154.2	975.2
Process and Frac													
Pentanes Plus	6.0	7.3	8.5	0.0	5.2	10.3	14.3	6.8	9.6	1.6	3.0	19.2	91.8
Propane	0.0	0.0	0.0	0.0	0.0	0.0	0.0	0.0	0.0	0.0	0.0	0.0	0.0
Butanes	0.0	0.0	0.0	0.0	0.0	0.0	0.0	0.0	0.0	0.0	0.0	0.0	0.0
Ethane	0.0	0.0	0.0	0.0	0.0	0.0	0.0	0.0	0.0	0.0	0.0	0.0	0.0
NGL	214.9	110.2	227.0	202.8	261.7	255.8	255.1	242.1	141.3	270.7	206.1	210.4	2,598.1
Sulphur	0.0	0.0	0.0	0.0	0.0	0.0	0.0	0.0	0.0	0.0	0.0	0.0	0.0
Sulphur Closing Inv	0.0	0.0	0.0	0.0	0.0	0.0	0.0	0.0	0.0	0.0	0.0	0.0	0.0

Unit of Measurement: Gas and Gas equivalent products: 1000m3, Liquids: m3, Sulphur: MTS

VPR6200

Facility ID ABGP0001677

Facility Name BONAVISTA CESSFORD

Facility Licence # 3284

Facility Operator A2PH

Production Month	201701	201702	201703	201704	201705	201706	201707	201708	201709	201710	201711	201712	Totals
Receipts													
Receipts from Alberta Facilities	0.0	0.0	0.0	0.0	0.0	0.0	0.0	0.0	0.0	0.0	0.0	0.0	0.0
Receipts from Non-Alberta Facilities	0.0	0.0	0.0	0.0	0.0	0.0	0.0	0.0	0.0	0.0	0.0	0.0	0.0
Dispositions													
Disposition													
Battery	0.0	0.0	0.0	0.0	0.0	0.0	0.0	0.0	0.0	0.0	0.0	0.0	0.0
Gas Gathering System	0.0	0.0	0.0	0.0	0.0	0.0	0.0	0.0	0.0	0.0	0.0	0.0	0.0
Gas Plant	0.0	0.0	0.0	0.0	0.0	0.0	0.0	0.0	0.0	0.0	0.0	0.0	0.0
Injection Facility	0.0	0.0	0.0	0.0	0.0	0.0	0.0	0.0	0.0	0.0	0.0	0.0	0.0
Meter Station	0.0	0.0	0.0	0.0	0.0	0.0	0.0	0.0	0.0	0.0	0.0	0.0	0.0
Other	0.0	0.0	0.0	0.0	0.0	0.0	0.0	0.0	0.0	0.0	0.0	0.0	0.0
Alberta Commercial	0.0	0.0	0.0	0.0	0.0	0.0	0.0	0.0	0.0	0.0	0.0	0.0	0.0
Alberta Industrial	0.0	0.0	0.0	0.0	0.0	0.0	0.0	0.0	0.0	0.0	0.0	0.0	0.0
Alberta Residential	0.0	0.0	0.0	0.0	0.0	0.0	0.0	0.0	0.0	0.0	0.0	0.0	0.0
Alberta Elec.Generation	0.0	0.0	0.0	0.0	0.0	0.0	0.0	0.0	0.0	0.0	0.0	0.0	0.0
Shrinkage													
Acid Gas	0.0	0.0	0.0	0.0	0.0	0.0	0.0	0.0	0.0	0.0	0.0	0.0	0.0
Other products	0.0	0.0	0.0	0.0	0.0	0.0	0.0	0.0	0.0	0.0	0.0	0.0	0.0
Fuel	0.0	0.0	0.0	0.0	0.0	0.0	0.0	0.0	0.0	0.0	0.0	0.0	0.0
Flared	0.0	0.0	0.0	0.0	0.0	0.0	0.0	0.0	0.0	0.0	0.0	0.0	0.0
Vented	0.0	0.0	0.0	0.0	0.0	0.0	0.0	0.0	0.0	0.0	0.0	0.0	0.0
Diff and Other	0.0	0.0	0.0	0.0	0.0	0.0	0.0	0.0	0.0	0.0	0.0	0.0	0.0
Process and Frac													
Pentanes Plus	0.0	0.0	0.0	0.0	0.0	0.0	0.0	0.0	0.0	0.0	0.0	0.0	0.0
Propane	0.0	0.0	0.0	0.0	0.0	0.0	0.0	0.0	0.0	0.0	0.0	0.0	0.0
Butanes	0.0	0.0	0.0	0.0	0.0	0.0	0.0	0.0	0.0	0.0	0.0	0.0	0.0
Ethane	0.0	0.0	0.0	0.0	0.0	0.0	0.0	0.0	0.0	0.0	0.0	0.0	0.0
NGL	0.0	0.0	0.0	0.0	0.0	0.0	0.0	0.0	0.0	0.0	0.0	0.0	0.0
Sulphur	0.0	0.0	0.0	0.0	0.0	0.0	0.0	0.0	0.0	0.0	0.0	0.0	0.0
Sulphur Closing Inv	0.0	0.0	0.0	0.0	0.0	0.0	0.0	0.0	0.0	0.0	0.0	0.0	0.0

Unit of Measurement: Gas and Gas equivalent products: 1000m3, Liquids: m3, Sulphur: MTS

VPR6200

Facility ID ABGP0001678

Facility Name KAKUT 14-12-75-3W6

Facility Licence # 15549

Facility Operator A517 LONG RUN

Production Month	201701	201702	201703	201704	201705	201706	201707	201708	201709	201710	201711	201712	Totals
Receipts													
Receipts from Alberta Facilities	2,442.8	2,125.5	2,275.1	2,088.9	1,949.0	2,145.7	2,136.0	1,373.5	2,164.5	2,169.7	1,885.2	1,966.3	24,722.2
Receipts from Non-Alberta Facilities	0.0	0.0	0.0	0.0	0.0	0.0	0.0	0.0	0.0	0.0	0.0	0.0	0.0
Dispositions													
Disposition													
Battery	101.1	91.1	91.7	66.4	57.8	56.1	55.9	36.5	54.9	65.2	81.4	78.8	836.9
Gas Gathering System	0.0	0.0	0.0	0.0	0.0	0.0	0.0	0.0	0.0	0.0	0.0	0.0	0.0
Gas Plant	0.0	0.0	0.0	0.0	0.0	0.0	0.0	0.0	0.0	0.0	0.0	0.0	0.0
Injection Facility	0.0	0.0	0.0	0.0	0.0	0.0	0.0	0.0	0.0	0.0	0.0	0.0	0.0
Meter Station	2,248.2	1,956.2	2,096.0	1,866.3	1,765.0	1,965.3	1,940.5	1,274.4	2,009.3	2,007.3	1,731.3	1,792.7	22,652.5
Other	0.0	0.0	0.0	0.0	0.0	0.0	0.0	0.0	0.0	0.0	0.0	0.0	0.0
Alberta Commercial	0.0	0.0	0.0	0.0	0.0	0.0	0.0	0.0	0.0	0.0	0.0	0.0	0.0
Alberta Industrial	0.0	0.0	0.0	0.0	0.0	0.0	0.0	0.0	0.0	0.0	0.0	0.0	0.0
Alberta Residential	0.0	0.0	0.0	0.0	0.0	0.0	0.0	0.0	0.0	0.0	0.0	0.0	0.0
Alberta Elec.Generation	0.0	0.0	0.0	0.0	0.0	0.0	0.0	0.0	0.0	0.0	0.0	0.0	0.0
Shrinkage													
Acid Gas	34.7	31.1	34.1	30.9	31.4	33.3	33.4	21.2	34.7	36.1	32.0	36.8	389.7
Other products	31.1	28.6	30.7	26.9	26.7	25.0	28.6	17.4	29.2	29.0	26.5	24.1	323.8
Fuel	33.0	29.8	33.0	32.0	33.0	32.0	32.0	32.0	32.0	33.0	32.0	33.0	386.8
Flared	1.3	0.2	0.1	0.2	0.5	0.2	0.7	1.4	0.1	0.1	1.4	0.0	6.2
Vented	0.0	0.0	0.0	0.0	0.0	0.0	0.0	0.0	0.0	0.0	0.0	0.0	0.0
Diff and Other	-6.6	-11.5	-10.5	66.2	34.6	33.8	44.9	-9.4	4.3	-1.0	-19.4	0.9	126.3
Process and Frac													
Pentanes Plus	0.0	0.0	0.0	0.0	0.0	0.0	0.0	0.0	0.0	0.0	0.0	0.0	0.0
Propane	0.0	0.0	0.0	0.0	0.0	0.0	0.0	0.0	0.0	0.0	0.0	0.0	0.0
Butanes	0.0	0.0	0.0	0.0	0.0	0.0	0.0	0.0	0.0	0.0	0.0	0.0	0.0
Ethane	0.0	0.0	0.0	0.0	0.0	0.0	0.0	0.0	0.0	0.0	0.0	0.0	0.0
NGL	140.7	127.5	137.2	120.1	118.8	110.9	129.1	77.9	131.6	129.6	120.5	108.7	1,452.6
Sulphur	0.0	0.0	0.0	0.0	0.0	0.0	0.0	0.0	0.0	0.0	0.0	0.0	0.0
Sulphur Closing Inv	0.0	0.0	0.0	0.0	0.0	0.0	0.0	0.0	0.0	0.0	0.0	0.0	0.0

Unit of Measurement: Gas and Gas equivalent products: 1000m3, Liquids: m3, Sulphur: MTS

VPR6200

Facility ID ABGP0001680

Facility Name SURGE HOTCHKISS

Facility Licence # 17577

Facility Operator OYK4 SURGE ENERGY

Production Month	201701	201702	201703	201704	201705	201706	201707	201708	201709	201710	201711	201712	Totals
Receipts													
Receipts from Alberta Facilities	965.3	1,203.0	1,287.3	1,278.1	1,221.4	1,226.1	1,248.9	1,243.2	1,168.0	1,187.2	1,225.7	1,302.4	14,556.6
Receipts from Non-Alberta Facilities	0.0	0.0	0.0	0.0	0.0	0.0	0.0	0.0	0.0	0.0	0.0	0.0	0.0
Dispositions													
Disposition													
Battery	0.0	0.0	0.0	0.0	0.0	0.0	0.0	0.0	0.0	0.0	0.0	0.0	0.0
Gas Gathering System	0.0	0.0	0.0	0.0	0.0	0.0	0.0	0.0	0.0	0.0	0.0	0.0	0.0
Gas Plant	0.0	0.0	0.0	0.0	0.0	0.0	0.0	0.0	0.0	0.0	0.0	0.0	0.0
Injection Facility	0.0	0.0	0.0	0.0	0.0	0.0	0.0	0.0	0.0	0.0	0.0	0.0	0.0
Meter Station	961.6	1,221.1	1,204.8	1,191.0	1,180.4	1,264.0	1,218.0	1,277.6	1,135.6	1,172.6	1,076.5	1,190.4	14,093.6
Other	0.0	0.0	0.0	0.0	0.0	0.0	0.0	0.0	0.0	0.0	0.0	0.0	0.0
Alberta Commercial	0.0	0.0	0.0	0.0	0.0	0.0	0.0	0.0	0.0	0.0	0.0	0.0	0.0
Alberta Industrial	0.0	0.0	0.0	0.0	0.0	0.0	0.0	0.0	0.0	0.0	0.0	0.0	0.0
Alberta Residential	0.0	0.0	0.0	0.0	0.0	0.0	0.0	0.0	0.0	0.0	0.0	0.0	0.0
Alberta Elec.Generation	0.0	0.0	0.0	0.0	0.0	0.0	0.0	0.0	0.0	0.0	0.0	0.0	0.0
Shrinkage													
Acid Gas	0.0	0.0	0.0	0.0	0.0	0.0	0.0	0.0	0.0	0.0	0.0	0.0	0.0
Other products	0.0	0.0	0.0	0.0	0.0	0.0	0.0	0.0	0.0	0.0	0.0	0.0	0.0
Fuel	0.0	0.0	0.0	0.0	0.0	0.0	0.0	0.0	0.0	0.0	128.8	135.9	264.7
Flared	0.0	0.0	0.0	0.0	0.0	0.0	0.0	0.0	0.0	0.0	0.0	0.0	0.0
Vented	0.0	0.0	0.0	0.0	0.0	0.0	0.0	0.0	0.0	0.0	0.0	0.0	0.0
Diff and Other	3.7	-18.1	82.5	87.1	41.0	-37.9	30.9	-34.4	32.4	14.6	20.4	-23.9	198.3
Process and Frac													
Pentanes Plus	0.0	0.0	0.0	0.0	0.0	0.0	0.0	0.0	0.0	0.0	0.0	0.0	0.0
Propane	0.0	0.0	0.0	0.0	0.0	0.0	0.0	0.0	0.0	0.0	0.0	0.0	0.0
Butanes	0.0	0.0	0.0	0.0	0.0	0.0	0.0	0.0	0.0	0.0	0.0	0.0	0.0
Ethane	0.0	0.0	0.0	0.0	0.0	0.0	0.0	0.0	0.0	0.0	0.0	0.0	0.0
NGL	0.0	0.0	0.0	0.0	0.0	0.0	0.0	0.0	0.0	0.0	0.0	0.0	0.0
Sulphur	0.0	0.0	0.0	0.0	0.0	0.0	0.0	0.0	0.0	0.0	0.0	0.0	0.0
Sulphur Closing Inv	0.0	0.0	0.0	0.0	0.0	0.0	0.0	0.0	0.0	0.0	0.0	0.0	0.0

Unit of Measurement: Gas and Gas equivalent products: 1000m3, Liquids: m3, Sulphur: MTS

VPR6200

Facility ID ABGP0001681

Facility Name NORTHROCK DEANNE 5-4

Facility Licence # 7441

Facility Operator A2TG TQN

Production Month	201701	201702	201703	201704	201705	201706	201707	201708	201709	201710	201711	201712	Totals
Receipts													
Receipts from Alberta Facilities	1,665.0	1,267.0	1,375.6	1,548.1	1,653.2	1,520.4	1,532.4	1,478.1	1,472.7	804.4	1,188.6	1,557.3	17,062.8
Receipts from Non-Alberta Facilities	0.0	0.0	0.0	0.0	0.0	0.0	0.0	0.0	0.0	0.0	0.0	0.0	0.0
Dispositions													
Disposition													
Battery	0.0	0.0	0.0	0.0	0.0	0.0	0.0	0.0	0.0	0.0	0.0	0.0	0.0
Gas Gathering System	0.0	0.0	0.0	0.0	0.0	0.0	0.0	0.0	0.0	0.0	0.0	0.0	0.0
Gas Plant	0.0	0.0	0.0	0.0	0.0	0.0	0.0	0.0	0.0	0.0	0.0	0.0	0.0
Injection Facility	0.0	0.0	0.0	0.0	0.0	0.0	0.0	0.0	0.0	0.0	0.0	0.0	0.0
Meter Station	1,563.5	1,175.0	1,330.2	1,451.4	1,536.9	1,373.5	1,411.3	1,374.5	1,320.1	725.2	1,101.9	1,467.7	15,831.2
Other	0.0	0.0	0.0	0.0	0.0	0.0	0.0	0.0	0.0	0.0	0.0	0.0	0.0
Alberta Commercial	0.0	0.0	0.0	0.0	0.0	0.0	0.0	0.0	0.0	0.0	0.0	0.0	0.0
Alberta Industrial	0.0	0.0	0.0	0.0	0.0	0.0	0.0	0.0	0.0	0.0	0.0	0.0	0.0
Alberta Residential	0.0	0.0	0.0	0.0	0.0	0.0	0.0	0.0	0.0	0.0	0.0	0.0	0.0
Alberta Elec.Generation	0.0	0.0	0.0	0.0	0.0	0.0	0.0	0.0	0.0	0.0	0.0	0.0	0.0
Shrinkage													
Acid Gas	0.0	0.0	0.0	0.0	0.0	0.0	0.0	0.0	0.0	0.0	0.0	0.0	0.0
Other products	29.7	25.6	23.9	31.2	33.6	33.5	25.4	38.5	31.3	19.9	27.5	34.3	354.4
Fuel	58.5	45.0	53.7	52.1	55.5	50.5	52.1	40.4	60.9	39.8	33.1	57.9	599.5
Flared	0.0	0.0	0.0	0.0	0.0	0.0	0.0	0.0	0.0	0.0	0.0	0.0	0.0
Vented	4.2	2.8	3.2	3.2	3.3	3.0	3.2	3.1	2.9	1.7	2.9	3.2	36.7
Diff and Other	9.1	18.6	-35.4	10.2	23.9	59.9	40.4	21.6	57.5	17.8	23.2	-5.8	241.0
Process and Frac													
Pentanes Plus	27.8	1.4	5.6	14.0	15.3	13.7	6.3	17.2	9.2	8.6	9.1	4.9	133.1
Propane	0.0	0.0	0.0	0.0	0.0	0.0	0.0	0.0	0.0	0.0	0.0	0.0	0.0
Butanes	0.0	0.0	0.0	0.0	0.0	0.0	0.0	0.0	0.0	0.0	0.0	0.0	0.0
Ethane	0.0	0.0	0.0	0.0	0.0	0.0	0.0	0.0	0.0	0.0	0.0	0.0	0.0
NGL	98.5	103.7	98.1	120.6	130.0	130.8	102.6	148.1	125.3	76.8	108.7	141.6	1,384.8
Sulphur	0.0	0.0	0.0	0.0	0.0	0.0	0.0	0.0	0.0	0.0	0.0	0.0	0.0
Sulphur Closing Inv	0.0	0.0	0.0	0.0	0.0	0.0	0.0	0.0	0.0	0.0	0.0	0.0	0.0

Unit of Measurement: Gas and Gas equivalent products: 1000m3, Liquids: m3, Sulphur: MTS

VPR6200

Facility ID ABGP0001688

Facility Name STETTLER 8-24-38-19w4

Facility Licence # 6556

Facility Operator OHE9 CNRL

Production Month	201701	201702	201703	201704	201705	201706	201707	201708	201709	201710	201711	201712	Totals
Receipts													
Receipts from Alberta Facilities	2,062.2	1,794.6	2,112.7	2,151.8	2,258.5	2,221.5	2,244.7	2,255.3	2,132.0	1,530.6	2,092.2	2,058.5	24,914.6
Receipts from Non-Alberta Facilities	0.0	0.0	0.0	0.0	0.0	0.0	0.0	0.0	0.0	0.0	0.0	0.0	0.0
Dispositions													
Disposition													
Battery	0.0	0.0	0.0	0.0	0.0	0.0	0.0	0.0	0.0	0.0	0.0	0.0	0.0
Gas Gathering System	0.0	0.0	0.0	0.0	0.0	0.0	0.0	0.0	0.0	0.0	0.0	0.0	0.0
Gas Plant	0.0	0.0	0.0	0.0	0.0	0.0	0.0	0.0	0.0	0.0	0.0	0.0	0.0
Injection Facility	0.0	0.0	0.0	0.0	0.0	0.0	0.0	0.0	0.0	0.0	0.0	0.0	0.0
Meter Station	1,945.8	1,643.1	1,946.8	2,002.5	2,109.5	2,107.8	2,115.2	2,148.5	2,032.1	1,381.4	1,927.6	1,907.2	23,267.5
Other	0.0	0.0	0.0	0.0	0.0	0.0	0.0	0.0	0.0	0.0	0.0	0.0	0.0
Alberta Commercial	0.0	0.0	0.0	0.0	0.0	0.0	0.0	0.0	0.0	0.0	0.0	0.0	0.0
Alberta Industrial	0.0	0.0	0.0	0.0	0.0	0.0	0.0	0.0	0.0	0.0	0.0	0.0	0.0
Alberta Residential	0.0	0.0	0.0	0.0	0.0	0.0	0.0	0.0	0.0	0.0	0.0	0.0	0.0
Alberta Elec.Generation	0.0	0.0	0.0	0.0	0.0	0.0	0.0	0.0	0.0	0.0	0.0	0.0	0.0
Shrinkage													
Acid Gas	0.0	0.0	0.0	0.0	0.0	0.0	0.0	0.0	0.0	0.0	0.0	0.0	0.0
Other products	14.3	11.9	13.8	17.6	20.4	19.2	25.9	14.6	11.1	10.0	14.6	15.8	189.2
Fuel	96.2	86.1	95.9	93.6	90.6	85.5	87.2	84.0	79.9	76.7	82.9	98.7	1,057.3
Flared	0.9	0.7	1.5	1.6	2.3	2.9	3.8	0.8	1.2	5.6	6.6	0.7	28.6
Vented	0.0	0.0	0.0	0.0	0.0	0.0	0.0	0.0	0.0	0.0	0.0	0.0	0.0
Diff and Other	5.0	52.8	54.7	36.5	35.7	6.1	12.6	7.4	7.7	56.9	60.5	36.1	372.0
Process and Frac													
Pentanes Plus	2.8	0.0	13.0	23.7	13.2	0.0	7.3	0.0	0.0	13.9	0.0	0.0	73.9
Propane	0.0	0.0	0.0	0.0	0.0	0.0	0.0	0.0	0.0	0.0	0.0	0.0	0.0
Butanes	0.0	0.0	0.0	0.0	0.0	0.0	0.0	0.0	0.0	0.0	0.0	0.0	0.0
Ethane	0.0	0.0	0.0	0.0	0.0	0.0	0.0	0.0	0.0	0.0	0.0	0.0	0.0
NGL	65.7	55.6	53.3	60.5	85.0	92.3	117.2	70.2	52.8	33.9	69.0	75.3	830.8
Sulphur	0.0	0.0	0.0	0.0	0.0	0.0	0.0	0.0	0.0	0.0	0.0	0.0	0.0
Sulphur Closing Inv	0.0	0.0	0.0	0.0	0.0	0.0	0.0	0.0	0.0	0.0	0.0	0.0	0.0

Unit of Measurement: Gas and Gas equivalent products: 1000m3, Liquids: m3, Sulphur: MTS

VPR6200

Facility ID ABGP0001693

Facility Name PENGROWTH MCLEOD

Facility Licence # 13105

Facility Operator A1GR PINE CLIFF

Production Month	201701	201702	201703	201704	201705	201706	201707	201708	201709	201710	201711	201712	Totals
Receipts													
Receipts from Alberta Facilities	6,019.7	4,139.5	4,977.4	4,446.7	5,148.5	4,418.2	5,185.6	6,609.3	6,263.8	5,886.0	5,424.0	6,225.7	64,744.4
Receipts from Non-Alberta Facilities	0.0	0.0	0.0	0.0	0.0	0.0	0.0	0.0	0.0	0.0	0.0	0.0	0.0
Dispositions													
Disposition													
Battery	0.0	0.0	0.0	0.0	0.0	0.0	0.0	0.0	0.0	0.0	0.0	0.0	0.0
Gas Gathering System	0.0	0.0	0.0	0.0	0.0	0.0	0.0	0.0	0.0	0.0	0.0	0.0	0.0
Gas Plant	0.0	0.0	0.0	0.0	0.0	0.0	0.0	0.0	0.0	0.0	0.0	0.0	0.0
Injection Facility	0.0	0.0	0.0	0.0	0.0	0.0	0.0	0.0	0.0	0.0	0.0	0.0	0.0
Meter Station	5,552.4	3,858.8	4,500.4	4,023.3	4,630.3	4,007.4	4,734.9	6,038.7	5,675.3	5,344.6	4,894.3	5,637.1	58,897.5
Other	0.0	0.0	0.0	0.0	0.0	0.0	0.0	0.0	0.0	0.0	0.0	0.0	0.0
Alberta Commercial	0.0	0.0	0.0	0.0	0.0	0.0	0.0	0.0	0.0	0.0	0.0	0.0	0.0
Alberta Industrial	0.0	0.0	0.0	0.0	0.0	0.0	0.0	0.0	0.0	0.0	0.0	0.0	0.0
Alberta Residential	0.0	0.0	0.0	0.0	0.0	0.0	0.0	0.0	0.0	0.0	0.0	0.0	0.0
Alberta Elec.Generation	0.0	0.0	0.0	0.0	0.0	0.0	0.0	0.0	0.0	0.0	0.0	0.0	0.0
Shrinkage													
Acid Gas	0.0	0.0	0.0	0.0	0.0	0.0	0.0	0.0	0.0	0.0	0.0	0.0	0.0
Other products	231.9	175.4	198.1	179.9	217.1	186.4	199.6	272.5	243.9	245.0	237.5	260.0	2,647.3
Fuel	236.3	182.5	208.5	160.8	182.4	161.1	171.9	214.4	213.3	211.9	196.5	229.4	2,369.0
Flared	0.0	0.0	0.0	6.3	6.5	6.3	6.5	6.5	6.3	6.5	6.3	6.5	57.7
Vented	1.0	0.1	0.1	0.0	0.0	0.0	0.0	0.0	0.0	0.0	0.0	0.0	1.2
Diff and Other	-1.9	-77.3	70.3	76.4	112.2	57.0	72.7	77.2	125.0	78.0	89.4	92.7	771.7
Process and Frac													
Pentanes Plus	71.8	74.2	88.9	50.2	78.3	46.0	17.5	43.5	32.8	30.1	38.8	35.7	607.8
Propane	0.0	0.0	0.0	0.0	0.0	0.0	0.0	0.0	0.0	0.0	0.0	0.0	0.0
Butanes	0.0	0.0	0.0	0.0	0.0	0.0	0.0	0.0	0.0	0.0	0.0	0.0	0.0
Ethane	0.0	0.0	0.0	0.0	0.0	0.0	0.0	0.0	0.0	0.0	0.0	0.0	0.0
NGL	916.4	677.7	761.4	719.4	852.6	750.5	831.7	1,118.0	1,005.8	1,013.1	973.8	1,072.0	10,692.4
Sulphur	0.0	0.0	0.0	0.0	0.0	0.0	0.0	0.0	0.0	0.0	0.0	0.0	0.0
Sulphur Closing Inv	0.0	0.0	0.0	0.0	0.0	0.0	0.0	0.0	0.0	0.0	0.0	0.0	0.0

Unit of Measurement: Gas and Gas equivalent products: 1000m3, Liquids: m3, Sulphur: MTS

VPR6200

Facility ID ABGP0001694

Facility Name SUMMIT CRAIGMYLE

Facility Licence # 4484

Facility Operator A663 TEAC

Production Month	201701	201702	201703	201704	201705	201706	201707	201708	201709	201710	201711	201712	Totals
Receipts													
Receipts from Alberta Facilities	4,181.6	3,968.0	4,281.0	5,485.3	6,337.2	5,398.6	6,382.9	6,310.9	6,057.4	6,298.8	5,704.3	5,898.1	66,304.1
Receipts from Non-Alberta Facilities	0.0	0.0	0.0	0.0	0.0	0.0	0.0	0.0	0.0	0.0	0.0	0.0	0.0
Dispositions													
Disposition													
Battery	0.0	0.0	0.0	0.0	0.0	0.0	0.0	0.0	0.0	0.0	0.0	0.0	0.0
Gas Gathering System	0.0	0.0	0.0	0.0	0.0	0.0	0.0	0.0	0.0	0.0	0.0	0.0	0.0
Gas Plant	0.0	0.0	0.0	0.0	0.0	0.0	0.0	0.0	0.0	0.0	0.0	0.0	0.0
Injection Facility	0.0	0.0	0.0	0.0	0.0	0.0	0.0	0.0	0.0	0.0	0.0	0.0	0.0
Meter Station	3,793.5	3,600.7	3,836.9	4,869.2	5,658.1	5,019.3	5,623.4	5,513.6	5,314.0	5,339.1	5,050.2	5,240.5	58,858.5
Other	0.0	0.0	0.0	0.0	0.0	0.0	0.0	0.0	0.0	0.0	0.0	0.0	0.0
Alberta Commercial	0.0	0.0	0.0	0.0	0.0	0.0	0.0	0.0	0.0	0.0	0.0	0.0	0.0
Alberta Industrial	0.0	0.0	0.0	0.0	0.0	0.0	0.0	0.0	0.0	0.0	0.0	0.0	0.0
Alberta Residential	0.0	0.0	0.0	0.0	0.0	0.0	0.0	0.0	0.0	0.0	0.0	0.0	0.0
Alberta Elec.Generation	0.0	0.0	0.0	0.0	0.0	0.0	0.0	0.0	0.0	0.0	0.0	0.0	0.0
Shrinkage													
Acid Gas	0.0	0.0	0.0	0.0	0.0	0.0	0.0	0.0	0.0	0.0	0.0	0.0	0.0
Other products	0.0	0.0	0.0	0.0	0.0	0.0	0.0	0.0	0.0	0.0	0.0	0.0	0.0
Fuel	275.2	248.5	272.2	288.3	304.1	275.1	300.9	308.0	281.0	293.5	285.7	317.2	3,449.7
Flared	0.0	0.0	0.0	0.0	0.0	0.0	0.0	0.0	0.0	0.0	0.0	0.0	0.0
Vented	0.1	0.0	0.0	0.4	0.0	0.0	0.6	0.0	0.0	0.6	0.5	0.0	2.2
Diff and Other	112.8	118.8	171.9	327.4	375.0	104.2	458.0	489.3	462.4	665.6	367.9	340.4	3,993.7
Process and Frac													
Pentanes Plus	0.0	0.0	0.0	0.0	0.0	0.0	0.0	0.0	0.0	0.0	0.0	0.0	0.0
Propane	0.0	0.0	0.0	0.0	0.0	0.0	0.0	0.0	0.0	0.0	0.0	0.0	0.0
Butanes	0.0	0.0	0.0	0.0	0.0	0.0	0.0	0.0	0.0	0.0	0.0	0.0	0.0
Ethane	0.0	0.0	0.0	0.0	0.0	0.0	0.0	0.0	0.0	0.0	0.0	0.0	0.0
NGL	0.0	0.0	0.0	0.0	0.0	0.0	0.0	0.0	0.0	0.0	0.0	0.0	0.0
Sulphur	0.0	0.0	0.0	0.0	0.0	0.0	0.0	0.0	0.0	0.0	0.0	0.0	0.0
Sulphur Closing Inv	0.0	0.0	0.0	0.0	0.0	0.0	0.0	0.0	0.0	0.0	0.0	0.0	0.0

Unit of Measurement: Gas and Gas equivalent products: 1000m3, Liquids: m3, Sulphur: MTS

VPR6200

Facility ID ABGP0001697

Facility Name SHINNING BANK GAS PLANT

Facility Licence # 13113

Facility Operator OLN5 ISH

Production Month	201701	201702	201703	201704	201705	201706	201707	201708	201709	201710	201711	201712	Totals
Receipts													
Receipts from Alberta Facilities	10,445.0	8,899.0	10,497.2	10,083.0	8,729.8	10,136.3	9,887.1	10,025.3	9,426.3	9,362.9	8,900.4	8,509.8	114,902.1
Receipts from Non-Alberta Facilities	0.0	0.0	0.0	0.0	0.0	0.0	0.0	0.0	0.0	0.0	0.0	0.0	0.0
Dispositions													
Disposition													
Battery	0.0	0.0	0.0	0.0	0.0	0.0	0.0	0.0	0.0	0.0	0.0	0.0	0.0
Gas Gathering System	0.0	0.0	0.0	0.0	0.0	0.0	0.0	0.0	0.0	0.0	0.0	0.0	0.0
Gas Plant	0.0	0.0	0.0	0.0	0.0	0.0	0.0	0.0	0.0	0.0	0.0	0.0	0.0
Injection Facility	0.0	0.0	0.0	0.0	0.0	0.0	0.0	0.0	0.0	0.0	0.0	0.0	0.0
Meter Station	9,787.9	8,214.2	9,717.7	9,340.3	8,036.8	9,135.6	8,988.9	9,005.2	8,099.4	8,276.0	8,203.9	7,879.8	104,685.7
Other	0.0	0.0	0.0	0.0	0.0	0.0	0.0	0.0	0.0	0.0	0.0	0.0	0.0
Alberta Commercial	0.0	0.0	0.0	0.0	0.0	0.0	0.0	0.0	0.0	0.0	0.0	0.0	0.0
Alberta Industrial	0.0	0.0	0.0	0.0	0.0	0.0	0.0	0.0	0.0	0.0	0.0	0.0	0.0
Alberta Residential	0.0	0.0	0.0	0.0	0.0	0.0	0.0	0.0	0.0	0.0	0.0	0.0	0.0
Alberta Elec.Generation	0.0	0.0	0.0	0.0	0.0	0.0	0.0	0.0	0.0	0.0	0.0	0.0	0.0
Shrinkage													
Acid Gas	0.0	0.0	0.0	0.0	0.0	0.0	0.0	0.0	0.0	0.0	0.0	0.0	0.0
Other products	443.2	358.7	434.7	412.8	349.7	390.4	434.5	424.3	370.8	369.2	384.2	369.0	4,741.5
Fuel	199.9	155.7	204.2	0.0	192.6	193.3	187.0	228.7	183.7	176.1	183.0	188.2	2,092.4
Flared	66.2	74.3	89.5	0.0	63.8	71.1	55.1	57.4	43.2	42.0	48.6	41.1	652.3
Vented	0.0	0.0	0.0	0.0	0.0	0.0	0.0	0.0	0.0	0.0	0.0	0.0	0.0
Diff and Other	-52.2	96.1	51.1	329.9	86.9	345.9	221.6	309.7	729.2	499.6	80.7	31.7	2,730.2
Process and Frac													
Pentanes Plus	185.8	198.7	188.4	222.5	159.7	156.5	181.4	155.1	139.3	124.9	144.9	132.3	1,989.5
Propane	0.0	0.0	0.0	0.0	0.0	0.0	0.0	0.0	0.0	0.0	0.0	0.0	0.0
Butanes	0.0	0.0	0.0	0.0	0.0	0.0	0.0	0.0	0.0	0.0	0.0	0.0	0.0
Ethane	0.0	0.0	0.0	0.0	0.0	0.0	0.0	0.0	0.0	0.0	0.0	0.0	0.0
NGL	1,638.9	1,279.8	1,587.0	1,476.7	1,272.3	1,448.3	1,614.7	1,592.2	1,399.3	1,397.0	1,438.8	1,376.7	17,521.7
Sulphur	0.0	0.0	0.0	0.0	0.0	0.0	0.0	0.0	0.0	0.0	0.0	0.0	0.0
Sulphur Closing Inv	0.0	0.0	0.0	0.0	0.0	0.0	0.0	0.0	0.0	0.0	0.0	0.0	0.0

Unit of Measurement: Gas and Gas equivalent products: 1000m3, Liquids: m3, Sulphur: MTS

VPR6200
Facility ID ABGP0001713

Facility Name VIKING-KINSELLA 13-31-48-12W4

Facility Licence # 23122

Facility Operator A1GR PINE CLIFF

Production Month	201701	201702	201703	201704	201705	201706	201707	201708	201709	201710	201711	201712	Totals
Receipts													
Receipts from Alberta Facilities	18,396.7	19,604.6	22,091.5	20,464.6	19,772.2	19,457.8	20,674.0	20,829.8	20,370.1	20,668.4	22,729.7	23,105.6	248,165.0
Receipts from Non-Alberta Facilities	0.0	0.0	0.0	0.0	0.0	0.0	0.0	0.0	0.0	0.0	0.0	0.0	0.0
Dispositions													
Disposition													
Battery	0.0	0.0	0.0	0.0	0.0	0.0	0.0	0.0	0.0	0.0	0.0	0.0	0.0
Gas Gathering System	0.0	0.0	0.0	0.0	0.0	0.0	0.0	0.0	0.0	0.0	0.0	0.0	0.0
Gas Plant	0.0	0.0	0.0	0.0	0.0	0.0	0.0	0.0	0.0	0.0	0.0	0.0	0.0
Injection Facility	0.0	0.0	0.0	0.0	0.0	0.0	0.0	0.0	0.0	0.0	0.0	0.0	0.0
Meter Station	17,608.4	18,801.7	21,079.8	19,449.2	18,623.0	18,387.0	19,440.5	19,663.3	19,186.4	19,298.6	21,258.8	22,206.1	235,002.8
Other	0.0	0.0	0.0	0.0	0.0	0.0	0.0	0.0	0.0	0.0	0.0	0.0	0.0
Alberta Commercial	0.0	0.0	0.0	0.0	0.0	0.0	0.0	0.0	0.0	0.0	0.0	0.0	0.0
Alberta Industrial	0.0	0.0	0.0	0.0	0.0	0.0	0.0	0.0	0.0	0.0	0.0	0.0	0.0
Alberta Residential	0.0	0.0	0.0	0.0	0.0	0.0	0.0	0.0	0.0	0.0	0.0	0.0	0.0
Alberta Elec.Generation	0.0	0.0	0.0	0.0	0.0	0.0	0.0	0.0	0.0	0.0	0.0	0.0	0.0
Shrinkage													
Acid Gas	0.0	0.0	0.0	0.0	0.0	0.0	0.0	0.0	0.0	0.0	0.0	0.0	0.0
Other products	19.8	23.8	20.1	25.6	20.2	31.2	17.7	32.5	24.1	37.1	53.6	57.1	362.8
Fuel	810.9	788.2	860.6	846.3	801.8	790.4	821.8	841.0	795.9	839.1	954.3	971.3	10,121.6
Flared	0.0	0.0	3.4	4.1	4.2	0.0	4.2	4.3	0.0	0.0	0.4	0.1	20.7
Vented	0.0	0.0	0.6	0.7	0.7	2.5	1.4	1.5	0.0	0.0	0.5	0.0	7.9
Diff and Other	-42.4	-9.1	127.0	138.7	322.3	246.7	388.4	287.2	363.7	493.6	462.1	-129.0	2,649.2
Process and Frac													
Pentanes Plus	95.9	115.1	97.3	124.0	97.8	151.0	85.5	157.1	116.8	179.7	259.4	276.5	1,756.1
Propane	0.0	0.0	0.0	0.0	0.0	0.0	0.0	0.0	0.0	0.0	0.0	0.0	0.0
Butanes	0.0	0.0	0.0	0.0	0.0	0.0	0.0	0.0	0.0	0.0	0.0	0.0	0.0
Ethane	0.0	0.0	0.0	0.0	0.0	0.0	0.0	0.0	0.0	0.0	0.0	0.0	0.0
NGL	0.0	0.0	0.0	0.0	0.0	0.0	0.0	0.0	0.0	0.0	0.0	0.0	0.0
Sulphur	0.0	0.0	0.0	0.0	0.0	0.0	0.0	0.0	0.0	0.0	0.0	0.0	0.0
Sulphur Closing Inv	0.0	0.0	0.0	0.0	0.0	0.0	0.0	0.0	0.0	0.0	0.0	0.0	0.0

Unit of Measurement: Gas and Gas equivalent products: 1000m3, Liquids: m3, Sulphur: MTS

VPR6200

Facility ID ABGP0001714

Facility Name HUSKY GALLOWAY GP SUNDANCE 12-05

Facility Licence # 12490

Facility Operator OR46 HUSKY

Production Month	201701	201702	201703	201704	201705	201706	201707	201708	201709	201710	201711	201712	Totals
Receipts													
Receipts from Alberta Facilities	7,550.5	6,877.9	7,830.4	8,048.7	7,077.4	7,257.4	8,602.7	8,139.5	7,486.6	7,787.5	7,213.0	7,402.8	91,274.4
Receipts from Non-Alberta Facilities	0.0	0.0	0.0	0.0	0.0	0.0	0.0	0.0	0.0	0.0	0.0	0.0	0.0
Dispositions													
Disposition													
Battery	0.0	0.0	0.0	0.0	0.0	0.0	0.0	0.0	0.0	0.0	0.0	0.0	0.0
Gas Gathering System	0.0	0.0	0.0	0.0	0.0	0.0	0.0	0.0	0.0	0.0	0.0	0.0	0.0
Gas Plant	0.0	0.0	0.0	0.0	0.0	0.0	0.0	0.0	0.0	0.0	0.0	0.0	0.0
Injection Facility	0.0	0.0	0.0	0.0	0.0	0.0	0.0	0.0	0.0	0.0	0.0	0.0	0.0
Meter Station	7,210.0	6,564.9	7,544.9	7,744.8	6,775.3	6,899.5	8,199.7	7,803.9	7,139.7	7,388.3	6,815.0	7,003.3	87,089.3
Other	0.0	0.0	0.0	0.0	0.0	0.0	0.0	0.0	0.0	0.0	0.0	0.0	0.0
Alberta Commercial	0.0	0.0	0.0	0.0	0.0	0.0	0.0	0.0	0.0	0.0	0.0	0.0	0.0
Alberta Industrial	0.0	0.0	0.0	0.0	0.0	0.0	0.0	0.0	0.0	0.0	0.0	0.0	0.0
Alberta Residential	0.0	0.0	0.0	0.0	0.0	0.0	0.0	0.0	0.0	0.0	0.0	0.0	0.0
Alberta Elec.Generation	0.0	0.0	0.0	0.0	0.0	0.0	0.0	0.0	0.0	0.0	0.0	0.0	0.0
Shrinkage													
Acid Gas	0.0	0.0	0.0	0.0	0.0	0.0	0.0	0.0	0.0	0.0	0.0	0.0	0.0
Other products	361.6	317.1	406.3	406.8	348.2	341.2	418.9	384.3	397.0	392.6	388.6	406.6	4,569.2
Fuel	200.9	188.5	212.7	214.3	193.1	176.8	206.8	203.4	193.6	201.3	194.3	204.1	2,389.8
Flared	2.0	0.3	1.6	2.0	2.1	2.3	0.6	2.6	0.6	0.4	1.8	2.6	18.9
Vented	0.0	0.0	0.0	0.0	0.0	0.0	0.0	0.0	0.0	0.0	0.0	0.0	0.0
Diff and Other	-224.0	-192.9	-335.1	-319.2	-241.3	-162.4	-223.3	-254.7	-244.3	-195.1	-186.7	-213.8	-2,792.8
Process and Frac													
Pentanes Plus	845.5	672.6	1,142.8	1,005.2	836.9	690.1	1,070.5	913.5	918.8	868.3	910.2	977.3	10,851.7
Propane	0.0	0.0	0.0	0.0	0.0	0.0	0.0	0.0	0.0	0.0	0.0	0.0	0.0
Butanes	0.0	0.0	0.0	0.0	0.0	0.0	0.0	0.0	0.0	0.0	0.0	0.0	0.0
Ethane	0.0	0.0	0.0	0.0	0.0	0.0	0.0	0.0	0.0	0.0	0.0	0.0	0.0
NGL	796.1	751.4	719.7	843.7	742.4	838.4	841.7	842.0	893.4	920.0	864.8	876.3	9,929.9
Sulphur	0.0	0.0	0.0	0.0	0.0	0.0	0.0	0.0	0.0	0.0	0.0	0.0	0.0
Sulphur Closing Inv	0.0	0.0	0.0	0.0	0.0	0.0	0.0	0.0	0.0	0.0	0.0	0.0	0.0

Unit of Measurement: Gas and Gas equivalent products: 1000m3, Liquids: m3, Sulphur: MTS

VPR6200

Facility ID ABGP0001715

Facility Name husky deny kiskiu smoky river 14-09

Facility Licence # 26348

Facility Operator OR46 HUSKY

Production Month	201701	201702	201703	201704	201705	201706	201707	201708	201709	201710	201711	201712	Totals
Receipts													
Receipts from Alberta Facilities	2,835.9	2,497.1	2,183.5	2,498.0	2,491.2	1,979.8	2,468.8	2,613.5	2,641.3	1,523.6	1,529.4	1,662.3	26,924.4
Receipts from Non-Alberta Facilities	0.0	0.0	0.0	0.0	0.0	0.0	0.0	0.0	0.0	0.0	0.0	0.0	0.0
Dispositions													
Disposition													
Battery	0.0	0.0	0.0	0.0	0.0	0.0	0.0	0.0	0.0	0.0	0.0	0.0	0.0
Gas Gathering System	2,622.4	2,297.6	1,977.4	2,299.4	2,358.4	1,836.6	2,333.3	2,444.8	2,438.5	1,375.8	1,329.6	1,505.5	24,819.3
Gas Plant	0.0	0.0	0.0	0.0	0.0	0.0	0.0	0.0	0.0	0.0	0.0	0.0	0.0
Injection Facility	0.0	0.0	0.0	0.0	0.0	0.0	0.0	0.0	0.0	0.0	0.0	0.0	0.0
Meter Station	0.0	0.0	0.0	0.0	0.0	0.0	0.0	0.0	0.0	0.0	0.0	0.0	0.0
Other	0.0	0.0	0.0	0.0	0.0	0.0	0.0	0.0	0.0	0.0	0.0	0.0	0.0
Alberta Commercial	0.0	0.0	0.0	0.0	0.0	0.0	0.0	0.0	0.0	0.0	0.0	0.0	0.0
Alberta Industrial	0.0	0.0	0.0	0.0	0.0	0.0	0.0	0.0	0.0	0.0	0.0	0.0	0.0
Alberta Residential	0.0	0.0	0.0	0.0	0.0	0.0	0.0	0.0	0.0	0.0	0.0	0.0	0.0
Alberta Elec.Generation	0.0	0.0	0.0	0.0	0.0	0.0	0.0	0.0	0.0	0.0	0.0	0.0	0.0
Shrinkage													
Acid Gas	0.0	0.0	0.0	0.0	0.0	0.0	0.0	0.0	0.0	0.0	0.0	0.0	0.0
Other products	75.4	50.8	79.9	48.5	83.4	27.3	56.7	55.9	56.9	50.6	11.6	37.9	634.9
Fuel	133.4	117.0	128.5	126.8	132.3	105.6	122.1	113.7	122.3	117.8	115.9	128.9	1,464.3
Flared	0.9	1.2	0.5	0.9	1.1	0.7	1.2	0.8	0.7	0.6	0.2	0.5	9.3
Vented	0.0	0.0	0.0	0.0	0.0	0.0	0.0	0.0	0.0	0.0	0.0	0.0	0.0
Diff and Other	3.8	30.5	-2.8	22.4	-84.0	9.6	-44.5	-1.7	22.9	-21.2	72.1	-10.5	-3.4
Process and Frac													
Pentanes Plus	364.9	245.9	386.7	234.5	403.6	132.3	274.5	270.4	275.1	245.0	55.9	183.3	3,072.1
Propane	0.0	0.0	0.0	0.0	0.0	0.0	0.0	0.0	0.0	0.0	0.0	0.0	0.0
Butanes	0.0	0.0	0.0	0.0	0.0	0.0	0.0	0.0	0.0	0.0	0.0	0.0	0.0
Ethane	0.0	0.0	0.0	0.0	0.0	0.0	0.0	0.0	0.0	0.0	0.0	0.0	0.0
NGL	0.0	0.0	0.0	0.0	0.0	0.0	0.0	0.0	0.0	0.0	0.0	0.0	0.0
Sulphur	0.0	0.0	0.0	0.0	0.0	0.0	0.0	0.0	0.0	0.0	0.0	0.0	0.0
Sulphur Closing Inv	0.0	0.0	0.0	0.0	0.0	0.0	0.0	0.0	0.0	0.0	0.0	0.0	0.0

Unit of Measurement: Gas and Gas equivalent products: 1000m3, Liquids: m3, Sulphur: MTS

VPR6200

Facility ID ABGP0001718

Facility Name BERLAND RIVER WEST 14-23-58-26w5

Facility Licence # 27305

Facility Operator OHE9 CNRL

Production Month	201701	201702	201703	201704	201705	201706	201707	201708	201709	201710	201711	201712	Totals
Receipts													
Receipts from Alberta Facilities	71,738.8	66,512.9	72,550.4	71,867.7	68,956.7	61,654.1	62,586.8	67,156.4	61,384.1	58,900.5	53,912.1	64,534.7	781,755.2
Receipts from Non-Alberta Facilities	0.0	0.0	0.0	0.0	0.0	0.0	0.0	0.0	0.0	0.0	0.0	0.0	0.0
Dispositions													
Disposition													
Battery	0.0	0.0	0.0	0.0	0.0	0.0	0.0	0.0	0.0	0.0	0.0	0.0	0.0
Gas Gathering System	618.0	555.0	635.1	519.8	597.5	569.7	547.6	606.8	516.4	502.8	584.3	694.6	6,947.6
Gas Plant	0.0	0.0	0.0	0.0	0.0	0.0	0.0	0.0	0.0	0.0	0.0	0.0	0.0
Injection Facility	0.0	0.0	0.0	0.0	0.0	0.0	0.0	0.0	0.0	0.0	0.0	0.0	0.0
Meter Station	68,646.3	63,626.7	69,595.3	68,785.2	66,341.1	58,990.1	59,907.3	64,235.2	58,536.3	56,513.3	51,194.6	61,523.2	747,894.6
Other	0.0	0.0	0.0	0.0	0.0	0.0	0.0	0.0	0.0	0.0	0.0	0.0	0.0
Alberta Commercial	0.0	0.0	0.0	0.0	0.0	0.0	0.0	0.0	0.0	0.0	0.0	0.0	0.0
Alberta Industrial	0.0	0.0	0.0	0.0	0.0	0.0	0.0	0.0	0.0	0.0	0.0	0.0	0.0
Alberta Residential	0.0	0.0	0.0	0.0	0.0	0.0	0.0	0.0	0.0	0.0	0.0	0.0	0.0
Alberta Elec.Generation	0.0	0.0	0.0	0.0	0.0	0.0	0.0	0.0	0.0	0.0	0.0	0.0	0.0
Shrinkage													
Acid Gas	0.0	0.0	0.0	0.0	0.0	0.0	0.0	0.0	0.0	0.0	0.0	0.0	0.0
Other products	648.9	605.6	700.6	677.7	584.1	593.0	655.0	715.0	584.7	515.5	531.9	623.1	7,435.1
Fuel	1,001.7	878.3	978.5	931.9	938.1	887.6	859.1	864.0	813.4	675.1	620.4	757.5	10,205.6
Flared	2.1	4.9	2.0	0.9	4.2	14.1	1.0	10.5	6.8	9.9	0.3	22.9	79.6
Vented	0.0	0.0	0.0	0.0	0.0	0.0	0.0	0.0	0.0	0.0	0.0	0.0	0.0
Diff and Other	821.8	842.4	638.9	952.2	491.7	599.6	616.8	724.9	926.5	683.9	980.6	913.4	9,192.7
Process and Frac													
Pentanes Plus	635.1	596.2	744.2	732.4	551.4	486.1	480.7	569.3	538.5	464.6	524.0	631.3	6,953.8
Propane	0.0	0.0	0.0	0.0	0.0	0.0	0.0	0.0	0.0	0.0	0.0	0.0	0.0
Butanes	0.0	0.0	0.0	0.0	0.0	0.0	0.0	0.0	0.0	0.0	0.0	0.0	0.0
Ethane	0.0	0.0	0.0	0.0	0.0	0.0	0.0	0.0	0.0	0.0	0.0	0.0	0.0
NGL	2,229.9	2,077.6	2,355.1	2,277.9	2,032.9	2,117.6	2,397.0	2,572.1	2,066.1	1,819.9	1,829.7	2,135.9	25,911.7
Sulphur	0.0	0.0	0.0	0.0	0.0	0.0	0.0	0.0	0.0	0.0	0.0	0.0	0.0
Sulphur Closing Inv	0.0	0.0	0.0	0.0	0.0	0.0	0.0	0.0	0.0	0.0	0.0	0.0	0.0

Unit of Measurement: Gas and Gas equivalent products: 1000m3, Liquids: m3, Sulphur: MTS

VPR6200

Facility ID ABGP0001720

Facility Name TALISMAN BENSON PEMBINA 08-30

Facility Licence # 9892

Facility Operator A6JK INPLAY OIL

Production Month	201701	201702	201703	201704	201705	201706	201707	201708	201709	201710	201711	201712	Totals
Receipts													
Receipts from Alberta Facilities	117.4	93.3	136.1	81.4	116.8	169.5	244.7	237.9	229.5	236.9	181.3	203.2	2,048.0
Receipts from Non-Alberta Facilities	0.0	0.0	0.0	0.0	0.0	0.0	0.0	0.0	0.0	0.0	0.0	0.0	0.0
Dispositions													
Disposition													
Battery	0.0	0.0	0.0	0.0	0.0	0.0	0.0	0.0	0.0	0.0	0.0	0.0	0.0
Gas Gathering System	118.2	94.8	136.1	81.5	116.7	169.5	244.7	237.8	229.4	236.9	183.1	203.2	2,051.9
Gas Plant	0.0	0.0	0.0	0.0	0.0	0.0	0.0	0.0	0.0	0.0	0.0	0.0	0.0
Injection Facility	0.0	0.0	0.0	0.0	0.0	0.0	0.0	0.0	0.0	0.0	0.0	0.0	0.0
Meter Station	0.0	0.0	0.0	0.0	0.0	0.0	0.0	0.0	0.0	0.0	0.0	0.0	0.0
Other	0.0	0.0	0.0	0.0	0.0	0.0	0.0	0.0	0.0	0.0	0.0	0.0	0.0
Alberta Commercial	0.0	0.0	0.0	0.0	0.0	0.0	0.0	0.0	0.0	0.0	0.0	0.0	0.0
Alberta Industrial	0.0	0.0	0.0	0.0	0.0	0.0	0.0	0.0	0.0	0.0	0.0	0.0	0.0
Alberta Residential	0.0	0.0	0.0	0.0	0.0	0.0	0.0	0.0	0.0	0.0	0.0	0.0	0.0
Alberta Elec.Generation	0.0	0.0	0.0	0.0	0.0	0.0	0.0	0.0	0.0	0.0	0.0	0.0	0.0
Shrinkage													
Acid Gas	0.0	0.0	0.0	0.0	0.0	0.0	0.0	0.0	0.0	0.0	0.0	0.0	0.0
Other products	0.0	0.0	0.0	0.0	0.0	0.0	0.0	0.0	0.0	0.0	0.0	0.0	0.0
Fuel	0.0	0.0	0.0	0.0	0.0	0.0	0.0	0.0	0.0	0.0	0.0	0.0	0.0
Flared	0.0	0.0	0.0	0.0	0.0	0.0	0.0	0.0	0.0	0.0	0.0	0.0	0.0
Vented	0.0	0.0	0.0	0.0	0.0	0.0	0.0	0.0	0.0	0.0	0.0	0.0	0.0
Diff and Other	-0.8	-1.5	0.0	-0.1	0.1	0.0	0.0	0.1	0.1	0.0	-1.8	0.0	-3.9
Process and Frac													
Pentanes Plus	0.0	0.0	0.0	0.0	0.0	0.0	0.0	0.0	0.0	0.0	0.0	0.0	0.0
Propane	0.0	0.0	0.0	0.0	0.0	0.0	0.0	0.0	0.0	0.0	0.0	0.0	0.0
Butanes	0.0	0.0	0.0	0.0	0.0	0.0	0.0	0.0	0.0	0.0	0.0	0.0	0.0
Ethane	0.0	0.0	0.0	0.0	0.0	0.0	0.0	0.0	0.0	0.0	0.0	0.0	0.0
NGL	0.0	0.0	0.0	0.0	0.0	0.0	0.0	0.0	0.0	0.0	0.0	0.0	0.0
Sulphur	0.0	0.0	0.0	0.0	0.0	0.0	0.0	0.0	0.0	0.0	0.0	0.0	0.0
Sulphur Closing Inv	0.0	0.0	0.0	0.0	0.0	0.0	0.0	0.0	0.0	0.0	0.0	0.0	0.0

Unit of Measurement: Gas and Gas equivalent products: 1000m3, Liquids: m3, Sulphur: MTS

VPR6200

Facility ID ABGP0001727

Facility Name HUSKY DELIA 1-13

Facility Licence # 4330

Facility Operator A663 TEAC

Production Month	201701	201702	201703	201704	201705	201706	201707	201708	201709	201710	201711	201712	Totals
Receipts													
Receipts from Alberta Facilities	3,092.2	2,731.7	3,002.9	3,083.1	3,146.7	3,153.6	3,290.9	3,104.6	3,089.7	3,339.5	3,256.2	3,290.0	37,581.1
Receipts from Non-Alberta Facilities	0.0	0.0	0.0	0.0	0.0	0.0	0.0	0.0	0.0	0.0	0.0	0.0	0.0
Dispositions													
Disposition													
Battery	0.0	0.0	0.0	0.0	0.0	0.0	0.0	0.0	0.0	0.0	0.0	0.0	0.0
Gas Gathering System	0.0	0.0	0.0	0.0	0.0	0.0	0.0	0.0	0.0	0.0	0.0	0.0	0.0
Gas Plant	0.0	0.0	0.0	0.0	0.0	0.0	0.0	0.0	0.0	0.0	0.0	0.0	0.0
Injection Facility	0.0	0.0	0.0	0.0	0.0	0.0	0.0	0.0	0.0	0.0	0.0	0.0	0.0
Meter Station	2,634.7	2,410.9	2,744.4	2,675.5	2,836.3	2,841.3	3,015.0	2,879.5	2,841.5	3,145.1	2,818.7	2,926.8	33,769.7
Other	0.0	0.0	0.0	0.0	0.0	0.0	0.0	0.0	0.0	0.0	0.0	0.0	0.0
Alberta Commercial	0.0	0.0	0.0	0.0	0.0	0.0	0.0	0.0	0.0	0.0	0.0	0.0	0.0
Alberta Industrial	0.0	0.0	0.0	0.0	0.0	0.0	0.0	0.0	0.0	0.0	0.0	0.0	0.0
Alberta Residential	0.0	0.0	0.0	0.0	0.0	0.0	0.0	0.0	0.0	0.0	0.0	0.0	0.0
Alberta Elec.Generation	0.0	0.0	0.0	0.0	0.0	0.0	0.0	0.0	0.0	0.0	0.0	0.0	0.0
Shrinkage													
Acid Gas	0.0	0.0	0.0	0.0	0.0	0.0	0.0	0.0	0.0	0.0	0.0	0.0	0.0
Other products	0.0	0.0	0.0	0.0	0.0	0.0	0.0	0.0	0.0	0.0	0.0	0.0	0.0
Fuel	184.3	153.8	177.2	168.9	174.4	162.3	177.1	169.5	168.5	175.2	177.8	186.8	2,075.8
Flared	0.0	0.0	0.0	0.0	0.0	0.0	0.0	0.0	0.0	0.0	0.0	0.0	0.0
Vented	0.0	0.0	0.0	0.1	0.2	0.7	0.8	1.0	0.2	2.0	5.0	4.9	14.9
Diff and Other	273.2	167.0	81.3	238.6	135.8	149.3	98.0	54.6	79.5	17.2	254.7	171.5	1,720.7
Process and Frac													
Pentanes Plus	0.0	0.0	0.0	0.0	0.0	0.0	0.0	0.0	0.0	0.0	0.0	0.0	0.0
Propane	0.0	0.0	0.0	0.0	0.0	0.0	0.0	0.0	0.0	0.0	0.0	0.0	0.0
Butanes	0.0	0.0	0.0	0.0	0.0	0.0	0.0	0.0	0.0	0.0	0.0	0.0	0.0
Ethane	0.0	0.0	0.0	0.0	0.0	0.0	0.0	0.0	0.0	0.0	0.0	0.0	0.0
NGL	0.0	0.0	0.0	0.0	0.0	0.0	0.0	0.0	0.0	0.0	0.0	0.0	0.0
Sulphur	0.0	0.0	0.0	0.0	0.0	0.0	0.0	0.0	0.0	0.0	0.0	0.0	0.0
Sulphur Closing Inv	0.0	0.0	0.0	0.0	0.0	0.0	0.0	0.0	0.0	0.0	0.0	0.0	0.0

Unit of Measurement: Gas and Gas equivalent products: 1000m3, Liquids: m3, Sulphur: MTS

VPR6200

Facility ID ABGP0001730

Facility Name CARVEL 15-28 GAS PLANT

Facility Licence # 12294

Facility Operator A637

Production Month	201701	201702	201703	201704	201705	201706	201707	201708	201709	201710	201711	201712	Totals
	SHUTIN	SHUTIN	SHUTIN	SHUTIN	SHUTIN	SHUTIN	SHUTIN	SHUTIN	SHUTIN	SHUTIN	SHUTIN	SHUTIN	
Receipts													
Receipts from Alberta Facilities	0.0	0.0	0.0	0.0	0.0	0.0	0.0	0.0	0.0	0.0	0.0	0.0	0.0
Receipts from Non-Alberta Facilities	0.0	0.0	0.0	0.0	0.0	0.0	0.0	0.0	0.0	0.0	0.0	0.0	0.0
Dispositions													
Disposition													
Battery	0.0	0.0	0.0	0.0	0.0	0.0	0.0	0.0	0.0	0.0	0.0	0.0	0.0
Gas Gathering System	0.0	0.0	0.0	0.0	0.0	0.0	0.0	0.0	0.0	0.0	0.0	0.0	0.0
Gas Plant	0.0	0.0	0.0	0.0	0.0	0.0	0.0	0.0	0.0	0.0	0.0	0.0	0.0
Injection Facility	0.0	0.0	0.0	0.0	0.0	0.0	0.0	0.0	0.0	0.0	0.0	0.0	0.0
Meter Station	0.0	0.0	0.0	0.0	0.0	0.0	0.0	0.0	0.0	0.0	0.0	0.0	0.0
Other	0.0	0.0	0.0	0.0	0.0	0.0	0.0	0.0	0.0	0.0	0.0	0.0	0.0
Alberta Commercial	0.0	0.0	0.0	0.0	0.0	0.0	0.0	0.0	0.0	0.0	0.0	0.0	0.0
Alberta Industrial	0.0	0.0	0.0	0.0	0.0	0.0	0.0	0.0	0.0	0.0	0.0	0.0	0.0
Alberta Residential	0.0	0.0	0.0	0.0	0.0	0.0	0.0	0.0	0.0	0.0	0.0	0.0	0.0
Alberta Elec.Generation	0.0	0.0	0.0	0.0	0.0	0.0	0.0	0.0	0.0	0.0	0.0	0.0	0.0
Shrinkage													
Acid Gas	0.0	0.0	0.0	0.0	0.0	0.0	0.0	0.0	0.0	0.0	0.0	0.0	0.0
Other products	0.0	0.0	0.0	0.0	0.0	0.0	0.0	0.0	0.0	0.0	0.0	0.0	0.0
Fuel	0.0	0.0	0.0	0.0	0.0	0.0	0.0	0.0	0.0	0.0	0.0	0.0	0.0
Flared	0.0	0.0	0.0	0.0	0.0	0.0	0.0	0.0	0.0	0.0	0.0	0.0	0.0
Vented	0.0	0.0	0.0	0.0	0.0	0.0	0.0	0.0	0.0	0.0	0.0	0.0	0.0
Diff and Other	0.0	0.0	0.0	0.0	0.0	0.0	0.0	0.0	0.0	0.0	0.0	0.0	0.0
Process and Frac													
Pentanes Plus	0.0	0.0	0.0	0.0	0.0	0.0	0.0	0.0	0.0	0.0	0.0	0.0	0.0
Propane	0.0	0.0	0.0	0.0	0.0	0.0	0.0	0.0	0.0	0.0	0.0	0.0	0.0
Butanes	0.0	0.0	0.0	0.0	0.0	0.0	0.0	0.0	0.0	0.0	0.0	0.0	0.0
Ethane	0.0	0.0	0.0	0.0	0.0	0.0	0.0	0.0	0.0	0.0	0.0	0.0	0.0
NGL	0.0	0.0	0.0	0.0	0.0	0.0	0.0	0.0	0.0	0.0	0.0	0.0	0.0
Sulphur	0.0	0.0	0.0	0.0	0.0	0.0	0.0	0.0	0.0	0.0	0.0	0.0	0.0
Sulphur Closing Inv	0.0	0.0	0.0	0.0	0.0	0.0	0.0	0.0	0.0	0.0	0.0	0.0	0.0

Unit of Measurement: Gas and Gas equivalent products: 1000m3, Liquids: m3, Sulphur: MTS

VPR6200

Facility ID ABGP0001731

Facility Name BEARSPAW EAST DRUMHELLER 4-30

Facility Licence # 3955

Facility Operator ONL1 BEARSPAW

Production Month	201701	201702	201703	201704	201705	201706	201707	201708	201709	201710	201711	201712	Totals
Receipts													
Receipts from Alberta Facilities	3,027.1	2,843.8	3,075.3	3,077.2	2,996.9	3,288.8	2,022.8	1,756.3	142.9	232.5	3,702.7	2,905.1	29,071.4
Receipts from Non-Alberta Facilities	0.0	0.0	0.0	0.0	0.0	0.0	0.0	0.0	0.0	0.0	0.0	0.0	0.0
Dispositions													
Disposition													
Battery	13.7	12.7	13.8	13.2	13.2	14.9	12.4	12.1	13.0	13.7	13.3	13.7	159.7
Gas Gathering System	0.0	0.0	0.0	0.0	0.0	0.0	0.0	0.0	0.0	0.0	0.0	0.0	0.0
Gas Plant	0.0	0.0	0.0	0.0	0.0	0.0	0.0	0.0	0.0	0.0	0.0	0.0	0.0
Injection Facility	0.0	0.0	0.0	0.0	0.0	0.0	0.0	0.0	0.0	0.0	0.0	0.0	0.0
Meter Station	2,917.8	2,756.7	3,096.5	2,979.8	2,788.6	2,888.1	1,676.5	1,546.4	142.5	236.2	3,468.8	2,628.3	27,126.2
Other	0.0	0.0	0.0	0.0	0.0	0.0	0.0	0.0	0.0	0.0	0.0	0.0	0.0
Alberta Commercial	0.0	0.0	0.0	0.0	0.0	0.0	0.0	0.0	0.0	0.0	0.0	0.0	0.0
Alberta Industrial	0.0	0.0	0.0	0.0	0.0	0.0	0.0	0.0	0.0	0.0	0.0	0.0	0.0
Alberta Residential	0.0	0.0	0.0	0.0	0.0	0.0	0.0	0.0	0.0	0.0	0.0	0.0	0.0
Alberta Elec.Generation	0.0	0.0	0.0	0.0	0.0	0.0	0.0	0.0	0.0	0.0	0.0	0.0	0.0
Shrinkage													
Acid Gas	0.0	0.0	0.0	0.0	0.0	0.0	0.0	0.0	0.0	0.0	0.0	0.0	0.0
Other products	48.1	47.1	49.4	48.3	39.9	36.3	21.7	18.4	0.6	1.2	19.3	21.6	351.9
Fuel	110.7	97.1	105.6	109.5	106.8	119.0	62.1	74.0	7.9	16.5	72.3	76.6	958.1
Flared	0.0	0.0	0.0	0.0	0.0	0.0	0.0	0.0	1.5	0.0	10.2	3.9	15.6
Vented	0.0	0.0	0.0	0.0	0.0	0.0	0.0	0.0	0.0	0.0	0.0	0.0	0.0
Diff and Other	-63.2	-69.8	-190.0	-73.6	48.4	230.5	250.1	105.4	-22.6	-35.1	118.8	161.0	459.9
Process and Frac													
Pentanes Plus	0.0	0.0	0.0	0.0	0.0	0.0	0.0	0.0	0.0	0.0	0.0	0.0	0.0
Propane	0.0	0.0	0.0	0.0	0.0	0.0	0.0	0.0	0.0	0.0	0.0	0.0	0.0
Butanes	0.0	0.0	0.0	0.0	0.0	0.0	0.0	0.0	0.0	0.0	0.0	0.0	0.0
Ethane	0.0	0.0	0.0	0.0	0.0	0.0	0.0	0.0	0.0	0.0	0.0	0.0	0.0
NGL	212.2	199.1	210.5	204.9	170.2	156.2	91.0	78.7	2.9	4.6	93.5	93.8	1,517.6
Sulphur	0.0	0.0	0.0	0.0	0.0	0.0	0.0	0.0	0.0	0.0	0.0	0.0	0.0
Sulphur Closing Inv	0.0	0.0	0.0	0.0	0.0	0.0	0.0	0.0	0.0	0.0	0.0	0.0	0.0

Unit of Measurement: Gas and Gas equivalent products: 1000m3, Liquids: m3, Sulphur: MTS

VPR6200

Facility ID ABGP0001732

Facility Name BONAVIDA TEES

Facility Licence # 8737

Facility Operator A1H9 EMBER

Production Month	201701	201702	201703	201704	201705	201706	201707	201708	201709	201710	201711	201712	Totals
Receipts													
Receipts from Alberta Facilities	3,209.2	2,927.0	3,096.3	2,674.6	2,945.6	2,912.8	3,307.8	3,370.2	3,261.6	3,410.1	3,256.8	3,295.4	37,667.4
Receipts from Non-Alberta Facilities	0.0	0.0	0.0	0.0	0.0	0.0	0.0	0.0	0.0	0.0	0.0	0.0	0.0
Dispositions													
Disposition													
Battery	0.0	0.0	0.0	0.0	0.0	0.0	0.0	0.0	0.0	0.0	0.0	0.0	0.0
Gas Gathering System	0.0	0.0	0.0	0.0	0.0	0.0	0.0	0.0	0.0	0.0	0.0	0.0	0.0
Gas Plant	0.0	0.0	0.0	0.0	0.0	0.0	0.0	0.0	0.0	0.0	0.0	0.0	0.0
Injection Facility	0.0	0.0	0.0	0.0	0.0	0.0	0.0	0.0	0.0	0.0	0.0	0.0	0.0
Meter Station	2,903.7	2,697.5	2,905.8	2,513.0	2,702.4	2,706.4	3,068.9	3,170.9	3,060.5	3,200.9	3,048.5	3,088.4	35,066.9
Other	0.0	0.0	0.0	0.0	0.0	0.0	0.0	0.0	0.0	0.0	0.0	0.0	0.0
Alberta Commercial	0.0	0.0	0.0	0.0	0.0	0.0	0.0	0.0	0.0	0.0	0.0	0.0	0.0
Alberta Industrial	0.0	0.0	0.0	0.0	0.0	0.0	0.0	0.0	0.0	0.0	0.0	0.0	0.0
Alberta Residential	0.0	0.0	0.0	0.0	0.0	0.0	0.0	0.0	0.0	0.0	0.0	0.0	0.0
Alberta Elec.Generation	0.0	0.0	0.0	0.0	0.0	0.0	0.0	0.0	0.0	0.0	0.0	0.0	0.0
Shrinkage													
Acid Gas	0.0	0.0	0.0	0.0	0.0	0.0	0.0	0.0	0.0	0.0	0.0	0.0	0.0
Other products	0.0	0.0	0.0	0.0	0.0	0.0	0.0	0.0	0.0	0.0	0.0	0.0	0.0
Fuel	192.4	177.2	184.8	158.1	209.2	207.9	243.4	213.4	208.9	217.1	219.3	220.9	2,452.6
Flared	0.0	0.0	0.0	0.0	0.0	0.0	0.0	0.0	0.0	0.0	0.0	0.0	0.0
Vented	0.9	0.0	0.5	1.4	2.5	2.2	1.7	2.6	2.3	1.2	0.3	0.9	16.5
Diff and Other	112.2	52.3	5.2	2.1	31.5	-3.7	-6.2	-16.7	-10.1	-9.1	-11.3	-14.8	131.4
Process and Frac													
Pentanes Plus	0.0	0.0	0.0	0.0	0.0	0.0	0.0	0.0	0.0	0.0	0.0	0.0	0.0
Propane	0.0	0.0	0.0	0.0	0.0	0.0	0.0	0.0	0.0	0.0	0.0	0.0	0.0
Butanes	0.0	0.0	0.0	0.0	0.0	0.0	0.0	0.0	0.0	0.0	0.0	0.0	0.0
Ethane	0.0	0.0	0.0	0.0	0.0	0.0	0.0	0.0	0.0	0.0	0.0	0.0	0.0
NGL	0.0	0.0	0.0	0.0	0.0	0.0	0.0	0.0	0.0	0.0	0.0	0.0	0.0
Sulphur	0.0	0.0	0.0	0.0	0.0	0.0	0.0	0.0	0.0	0.0	0.0	0.0	0.0
Sulphur Closing Inv	0.0	0.0	0.0	0.0	0.0	0.0	0.0	0.0	0.0	0.0	0.0	0.0	0.0

Unit of Measurement: Gas and Gas equivalent products: 1000m3, Liquids: m3, Sulphur: MTS

VPR6200

Facility ID ABGP0001737

Facility Name APACHE NEVIS 6-24

Facility Licence # 7216

Facility Operator A1H9 EMBER

Production Month	201701	201702	201703	201704	201705	201706	201707	201708	201709	201710	201711	201712	Totals
Receipts													
Receipts from Alberta Facilities	11,630.4	10,516.1	11,554.5	10,978.8	10,838.8	9,638.4	11,144.6	11,282.0	10,878.7	11,529.6	10,871.1	10,693.6	131,556.6
Receipts from Non-Alberta Facilities	0.0	0.0	0.0	0.0	0.0	0.0	0.0	0.0	0.0	0.0	0.0	0.0	0.0
Dispositions													
Disposition													
Battery	0.0	0.0	0.0	0.0	0.0	0.0	0.0	0.0	0.0	0.0	0.0	0.0	0.0
Gas Gathering System	0.0	0.0	0.0	0.0	0.0	0.0	0.0	0.0	0.0	0.0	0.0	0.0	0.0
Gas Plant	0.0	0.0	0.0	0.0	0.0	0.0	0.0	0.0	0.0	0.0	0.0	0.0	0.0
Injection Facility	0.0	0.0	0.0	0.0	0.0	0.0	0.0	0.0	0.0	0.0	0.0	0.0	0.0
Meter Station	10,426.6	9,439.4	10,384.9	9,814.0	9,735.5	8,893.4	10,157.9	10,240.5	9,866.1	10,535.7	9,914.9	9,704.5	119,113.4
Other	0.0	0.0	0.0	0.0	0.0	0.0	0.0	0.0	0.0	0.0	0.0	0.0	0.0
Alberta Commercial	0.0	0.0	0.0	0.0	0.0	0.0	0.0	0.0	0.0	0.0	0.0	0.0	0.0
Alberta Industrial	0.0	0.0	0.0	0.0	0.0	0.0	0.0	0.0	0.0	0.0	0.0	0.0	0.0
Alberta Residential	0.0	0.0	0.0	0.0	0.0	0.0	0.0	0.0	0.0	0.0	0.0	0.0	0.0
Alberta Elec.Generation	0.0	0.0	0.0	0.0	0.0	0.0	0.0	0.0	0.0	0.0	0.0	0.0	0.0
Shrinkage													
Acid Gas	0.0	0.0	0.0	0.0	0.0	0.0	0.0	0.0	0.0	0.0	0.0	0.0	0.0
Other products	0.0	0.0	0.0	0.0	0.0	0.0	0.0	0.0	0.0	0.0	0.0	0.0	0.0
Fuel	653.2	584.9	645.3	631.7	578.2	453.7	494.0	528.0	500.4	520.7	512.4	504.7	6,607.2
Flared	0.0	0.0	0.0	0.0	0.0	0.0	0.0	0.0	0.0	0.0	0.0	0.0	0.0
Vented	0.0	0.0	0.4	0.1	0.0	0.2	0.5	1.7	0.2	0.5	0.2	1.4	5.2
Diff and Other	550.6	491.8	523.9	533.0	525.1	291.1	492.2	511.8	512.0	472.7	443.6	483.0	5,830.8
Process and Frac													
Pentanes Plus	0.0	0.0	0.0	0.0	0.0	0.0	0.0	0.0	0.0	0.0	0.0	0.0	0.0
Propane	0.0	0.0	0.0	0.0	0.0	0.0	0.0	0.0	0.0	0.0	0.0	0.0	0.0
Butanes	0.0	0.0	0.0	0.0	0.0	0.0	0.0	0.0	0.0	0.0	0.0	0.0	0.0
Ethane	0.0	0.0	0.0	0.0	0.0	0.0	0.0	0.0	0.0	0.0	0.0	0.0	0.0
NGL	0.0	0.0	0.0	0.0	0.0	0.0	0.0	0.0	0.0	0.0	0.0	0.0	0.0
Sulphur	0.0	0.0	0.0	0.0	0.0	0.0	0.0	0.0	0.0	0.0	0.0	0.0	0.0
Sulphur Closing Inv	0.0	0.0	0.0	0.0	0.0	0.0	0.0	0.0	0.0	0.0	0.0	0.0	0.0

Unit of Measurement: Gas and Gas equivalent products: 1000m3, Liquids: m3, Sulphur: MTS

VPR6200

Facility ID ABGP0001739

Facility Name PCR BANTRY NORTH 1-8

Facility Licence # 2750

Facility Operator A7NW TXNE

Production Month	201701	201702	201703	201704	201705	201706	201707	201708	201709	201710	201711	201712	Totals
Receipts													
Receipts from Alberta Facilities	3,317.8	3,043.5	3,405.2	3,315.3	3,200.9	3,048.2	3,171.4	3,035.0	3,016.9	3,174.5	3,235.4	3,339.3	38,303.4
Receipts from Non-Alberta Facilities	0.0	0.0	0.0	0.0	0.0	0.0	0.0	0.0	0.0	0.0	0.0	0.0	0.0
Dispositions													
Disposition													
Battery	0.0	0.0	0.0	0.0	0.0	0.0	0.0	0.0	0.0	0.0	0.0	0.0	0.0
Gas Gathering System	0.0	0.0	0.0	0.0	0.0	0.0	0.0	0.0	0.0	0.0	0.0	0.0	0.0
Gas Plant	0.0	0.0	0.0	0.0	0.0	0.0	0.0	0.0	0.0	0.0	0.0	0.0	0.0
Injection Facility	0.0	0.0	0.0	0.0	0.0	0.0	0.0	0.0	0.0	0.0	0.0	0.0	0.0
Meter Station	3,187.9	2,991.4	3,318.5	3,230.6	3,107.0	2,956.5	3,077.1	2,954.0	2,912.3	3,068.8	3,129.1	3,228.6	37,161.8
Other	0.0	0.0	0.0	0.0	0.0	0.0	0.0	0.0	0.0	0.0	0.0	0.0	0.0
Alberta Commercial	0.0	0.0	0.0	0.0	0.0	0.0	0.0	0.0	0.0	0.0	0.0	0.0	0.0
Alberta Industrial	0.0	0.0	0.0	0.0	0.0	0.0	0.0	0.0	0.0	0.0	0.0	0.0	0.0
Alberta Residential	0.0	0.0	0.0	0.0	0.0	0.0	0.0	0.0	0.0	0.0	0.0	0.0	0.0
Alberta Elec.Generation	0.0	0.0	0.0	0.0	0.0	0.0	0.0	0.0	0.0	0.0	0.0	0.0	0.0
Shrinkage													
Acid Gas	0.0	0.0	0.0	0.0	0.0	0.0	0.0	0.0	0.0	0.0	0.0	0.0	0.0
Other products	2.7	1.2	1.5	9.1	10.8	9.1	18.6	23.1	23.5	22.6	17.6	17.8	157.6
Fuel	164.1	149.6	167.0	170.8	166.8	158.3	0.0	156.2	154.7	157.0	164.9	167.2	1,776.6
Flared	0.3	0.0	0.7	0.7	9.6	1.5	0.0	0.7	0.7	0.0	0.0	0.0	14.2
Vented	2.5	2.3	2.9	2.7	4.3	2.4	3.0	2.6	2.6	2.5	2.4	2.5	32.7
Diff and Other	-39.7	-101.0	-85.4	-98.6	-97.6	-79.6	72.7	-101.6	-76.9	-76.4	-78.6	-76.8	-839.5
Process and Frac													
Pentanes Plus	7.3	2.5	0.0	5.6	6.1	3.5	3.6	2.9	17.7	10.8	14.9	0.7	75.6
Propane	0.0	0.0	0.0	0.0	0.0	0.0	0.0	0.0	0.0	0.0	0.0	0.0	0.0
Butanes	0.0	0.0	0.0	0.0	0.0	0.0	0.0	0.0	0.0	0.0	0.0	0.0	0.0
Ethane	0.0	0.0	0.0	0.0	0.0	0.0	0.0	0.0	0.0	0.0	0.0	0.0	0.0
NGL	5.7	3.3	6.8	35.1	42.2	37.2	78.7	97.7	85.8	88.9	63.4	83.3	628.1
Sulphur	0.0	0.0	0.0	0.0	0.0	0.0	0.0	0.0	0.0	0.0	0.0	0.0	0.0
Sulphur Closing Inv	0.0	0.0	0.0	0.0	0.0	0.0	0.0	0.0	0.0	0.0	0.0	0.0	0.0

Unit of Measurement: Gas and Gas equivalent products: 1000m3, Liquids: m3, Sulphur: MTS

VPR6200

Facility ID ABGP0001740

Facility Name MUSREAU 4-25-62-6W6

Facility Licence # 13910

Facility Operator A5A3 PEMBINA GASSER

Production Month	201701	201702	201703	201704	201705	201706	201707	201708	201709	201710	201711	201712	Totals
Receipts													
Receipts from Alberta Facilities	159,091.8	175,279.4	198,094.3	187,707.5	186,910.0	172,619.9	174,986.2	155,612.1	160,331.0	136,447.9	171,348.9	165,092.9	2,043,521.9
Receipts from Non-Alberta Facilities	0.0	0.0	0.0	0.0	0.0	0.0	0.0	0.0	0.0	0.0	0.0	0.0	0.0
Dispositions													
Disposition													
Battery	0.0	0.0	0.0	0.0	0.0	0.0	0.0	0.0	0.0	0.0	0.0	0.0	0.0
Gas Gathering System	586.3	532.3	589.7	569.1	583.8	502.3	467.4	391.9	443.2	187.6	533.0	505.4	5,892.0
Gas Plant	148,815.9	159,168.5	178,224.8	171,760.6	150,988.4	140,167.4	159,318.3	134,180.4	148,699.5	111,952.6	159,648.8	154,824.5	1,817,749.7
Injection Facility	0.0	0.0	0.0	0.0	0.0	0.0	0.0	0.0	0.0	0.0	0.0	0.0	0.0
Meter Station	5,653.8	12,127.2	16,089.4	12,870.7	31,564.4	28,051.0	11,090.4	17,609.3	9,350.0	22,378.9	6,730.5	4,538.8	178,054.4
Other	0.0	0.0	0.0	0.0	0.0	0.0	0.0	0.0	0.0	0.0	0.0	0.0	0.0
Alberta Commercial	0.0	0.0	0.0	0.0	0.0	0.0	0.0	0.0	0.0	0.0	0.0	0.0	0.0
Alberta Industrial	0.0	0.0	0.0	0.0	0.0	0.0	0.0	0.0	0.0	0.0	0.0	0.0	0.0
Alberta Residential	0.0	0.0	0.0	0.0	0.0	0.0	0.0	0.0	0.0	0.0	0.0	0.0	0.0
Alberta Elec.Generation	0.0	0.0	0.0	0.0	0.0	0.0	0.0	0.0	0.0	0.0	0.0	0.0	0.0
Shrinkage													
Acid Gas	0.0	0.0	0.0	0.0	0.0	0.0	0.0	0.0	0.0	0.0	0.0	0.0	0.0
Other products	2,147.4	2,387.4	2,619.8	2,578.4	2,441.4	2,323.5	2,453.3	2,343.4	2,388.1	2,168.3	2,303.7	2,129.4	28,284.1
Fuel	1,495.3	1,471.3	1,612.3	1,515.0	1,450.6	1,403.1	1,430.3	1,308.3	1,384.0	1,256.4	1,363.7	1,393.6	17,083.9
Flared	198.8	179.8	187.1	200.5	268.7	311.3	385.3	212.5	250.0	178.2	163.2	242.3	2,777.7
Vented	0.0	0.0	0.0	0.0	0.0	0.0	0.0	0.0	0.0	0.0	0.0	0.0	0.0
Diff and Other	194.3	-587.1	-1,228.8	-1,786.8	-387.3	-138.7	-158.8	-433.7	-2,183.8	-1,674.1	606.0	1,458.9	-6,319.9
Process and Frac													
Pentanes Plus	5,835.6	6,562.9	7,233.0	7,492.1	8,043.7	6,779.8	7,862.3	6,831.7	7,128.8	5,893.9	6,905.7	6,755.3	83,324.8
Propane	0.0	0.0	0.0	0.0	0.0	0.0	0.0	0.0	0.0	0.0	0.0	0.0	0.0
Butanes	0.0	0.0	0.0	0.0	0.0	0.0	0.0	0.0	0.0	0.0	0.0	0.0	0.0
Ethane	0.0	0.0	0.0	0.0	0.0	0.0	0.0	0.0	0.0	0.0	0.0	0.0	0.0
NGL	4,039.6	4,479.5	4,896.6	4,492.8	3,346.9	4,030.1	3,588.8	4,032.1	3,889.5	4,093.6	3,708.3	3,112.8	47,710.6
Sulphur	0.0	0.0	0.0	0.0	0.0	0.0	0.0	0.0	0.0	0.0	0.0	0.0	0.0
Sulphur Closing Inv	0.0	0.0	0.0	0.0	0.0	0.0	0.0	0.0	0.0	0.0	0.0	0.0	0.0

Unit of Measurement: Gas and Gas equivalent products: 1000m3, Liquids: m3, Sulphur: MTS

VPR6200

Facility ID ABGP0001747

Facility Name Pengrowth BRENT 5-11 Gas Plant

Facility Licence # 4686

Facility Operator A7H2 SOC

Production Month	201701	201702	201703	201704	201705	201706	201707	201708	201709	201710	201711	201712	Totals
Receipts													
Receipts from Alberta Facilities	1,344.2	1,185.1	1,343.0	1,465.5	1,607.1	1,532.5	1,797.3	1,792.0	1,599.1	1,441.7	1,425.4	1,468.6	18,001.5
Receipts from Non-Alberta Facilities	0.0	0.0	0.0	0.0	0.0	0.0	0.0	0.0	0.0	0.0	0.0	0.0	0.0
Dispositions													
Disposition													
Battery	0.0	0.0	0.0	0.0	0.0	0.0	0.0	0.0	0.0	0.0	0.0	0.0	0.0
Gas Gathering System	108.5	98.0	108.5	105.0	108.5	105.0	108.5	108.5	105.0	108.5	105.0	108.5	1,277.5
Gas Plant	0.0	0.0	0.0	0.0	0.0	0.0	0.0	0.0	0.0	0.0	0.0	0.0	0.0
Injection Facility	0.0	0.0	0.0	0.0	0.0	0.0	0.0	0.0	0.0	0.0	0.0	0.0	0.0
Meter Station	1,110.0	979.6	1,130.5	1,268.9	1,410.8	1,296.9	1,620.1	1,602.4	1,406.3	1,283.2	1,263.1	1,308.9	15,680.7
Other	0.0	0.0	0.0	0.0	0.0	0.0	0.0	0.0	0.0	0.0	0.0	0.0	0.0
Alberta Commercial	0.0	0.0	0.0	0.0	0.0	0.0	0.0	0.0	0.0	0.0	0.0	0.0	0.0
Alberta Industrial	0.0	0.0	0.0	0.0	0.0	0.0	0.0	0.0	0.0	0.0	0.0	0.0	0.0
Alberta Residential	0.0	0.0	0.0	0.0	0.0	0.0	0.0	0.0	0.0	0.0	0.0	0.0	0.0
Alberta Elec.Generation	0.0	0.0	0.0	0.0	0.0	0.0	0.0	0.0	0.0	0.0	0.0	0.0	0.0
Shrinkage													
Acid Gas	0.0	0.0	0.0	0.0	0.0	0.0	0.0	0.0	0.0	0.0	0.0	0.0	0.0
Other products	1.0	2.4	1.6	2.0	1.5	1.9	0.7	3.9	1.5	1.2	1.0	1.9	20.6
Fuel	72.4	60.4	60.4	58.0	65.7	34.3	64.1	63.4	60.3	56.0	59.1	62.5	716.6
Flared	0.0	1.1	0.0	0.0	0.0	0.0	0.0	0.0	0.0	0.0	0.0	0.0	1.1
Vented	0.0	0.0	0.0	0.0	0.0	0.0	0.0	0.0	0.0	0.0	0.0	0.0	0.0
Diff and Other	52.3	43.6	42.0	31.6	20.6	94.4	3.9	13.8	26.0	-7.2	-2.8	-13.2	305.0
Process and Frac													
Pentanes Plus	0.0	4.7	0.0	3.1	1.6	2.8	0.0	0.4	0.6	0.2	0.0	0.0	13.4
Propane	0.0	0.0	0.0	0.0	0.0	0.0	0.0	0.0	0.0	0.0	0.0	0.0	0.0
Butanes	0.0	0.0	0.0	0.0	0.0	0.0	0.0	0.0	0.0	0.0	0.0	0.0	0.0
Ethane	0.0	0.0	0.0	0.0	0.0	0.0	0.0	0.0	0.0	0.0	0.0	0.0	0.0
NGL	4.9	6.3	7.5	6.5	5.7	6.4	2.7	17.3	6.7	5.9	4.6	8.8	83.3
Sulphur	0.0	0.0	0.0	0.0	0.0	0.0	0.0	0.0	0.0	0.0	0.0	0.0	0.0
Sulphur Closing Inv	0.0	0.0	0.0	0.0	0.0	0.0	0.0	0.0	0.0	0.0	0.0	0.0	0.0

Unit of Measurement: Gas and Gas equivalent products: 1000m3, Liquids: m3, Sulphur: MTS

VPR6200

Facility ID ABGP0001748

Facility Name CROOKED LAKE 6-5-63-22W5

Facility Licence # 14043

Facility Operator OHE9 CNRL

Production Month	201701	201702	201703	201704	201705	201706	201707	201708	201709	201710	201711	201712	Totals
Receipts													
Receipts from Alberta Facilities	5,359.2	5,329.1	6,652.9	6,185.7	5,940.6	5,803.6	6,544.4	5,882.3	5,303.0	5,883.8	5,566.1	5,589.9	70,040.6
Receipts from Non-Alberta Facilities	0.0	0.0	0.0	0.0	0.0	0.0	0.0	0.0	0.0	0.0	0.0	0.0	0.0
Dispositions													
Disposition													
Battery	0.0	0.0	0.0	0.0	0.0	0.0	0.0	0.0	0.0	0.0	0.0	0.0	0.0
Gas Gathering System	0.0	0.0	0.0	0.0	0.0	0.0	0.0	0.0	0.0	0.0	0.0	0.0	0.0
Gas Plant	0.0	0.0	0.0	0.0	0.0	0.0	0.0	0.0	0.0	0.0	0.0	0.0	0.0
Injection Facility	0.0	0.0	0.0	0.0	0.0	0.0	0.0	0.0	0.0	0.0	0.0	0.0	0.0
Meter Station	5,508.0	5,484.5	6,890.2	6,377.3	6,109.0	5,854.8	6,569.2	5,940.4	5,308.6	5,945.6	5,635.1	5,601.9	71,224.6
Other	0.0	0.0	0.0	0.0	0.0	0.0	0.0	0.0	0.0	0.0	0.0	0.0	0.0
Alberta Commercial	0.0	0.0	0.0	0.0	0.0	0.0	0.0	0.0	0.0	0.0	0.0	0.0	0.0
Alberta Industrial	0.0	0.0	0.0	0.0	0.0	0.0	0.0	0.0	0.0	0.0	0.0	0.0	0.0
Alberta Residential	0.0	0.0	0.0	0.0	0.0	0.0	0.0	0.0	0.0	0.0	0.0	0.0	0.0
Alberta Elec.Generation	0.0	0.0	0.0	0.0	0.0	0.0	0.0	0.0	0.0	0.0	0.0	0.0	0.0
Shrinkage													
Acid Gas	0.0	0.0	0.0	0.0	0.0	0.0	0.0	0.0	0.0	0.0	0.0	0.0	0.0
Other products	104.0	80.1	113.9	99.3	97.9	86.6	77.2	81.0	99.4	102.4	96.8	93.3	1,131.9
Fuel	54.9	52.2	61.3	56.8	34.9	32.5	32.8	32.1	36.5	30.8	30.8	36.0	491.6
Flared	0.0	0.3	0.8	0.9	0.2	0.4	0.3	0.2	0.4	0.2	0.2	0.1	4.0
Vented	0.4	0.0	0.0	0.0	0.0	0.0	0.0	0.0	0.0	0.0	0.0	0.0	0.4
Diff and Other	-308.1	-288.0	-413.3	-348.6	-301.4	-170.7	-135.1	-171.4	-141.9	-195.2	-196.8	-141.4	-2,811.9
Process and Frac													
Pentanes Plus	503.0	387.8	551.2	480.3	473.6	419.2	373.5	391.7	481.1	495.5	468.4	451.3	5,476.6
Propane	0.0	0.0	0.0	0.0	0.0	0.0	0.0	0.0	0.0	0.0	0.0	0.0	0.0
Butanes	0.0	0.0	0.0	0.0	0.0	0.0	0.0	0.0	0.0	0.0	0.0	0.0	0.0
Ethane	0.0	0.0	0.0	0.0	0.0	0.0	0.0	0.0	0.0	0.0	0.0	0.0	0.0
NGL	0.0	0.0	0.0	0.0	0.0	0.0	0.0	0.0	0.0	0.0	0.0	0.0	0.0
Sulphur	0.0	0.0	0.0	0.0	0.0	0.0	0.0	0.0	0.0	0.0	0.0	0.0	0.0
Sulphur Closing Inv	0.0	0.0	0.0	0.0	0.0	0.0	0.0	0.0	0.0	0.0	0.0	0.0	0.0

Unit of Measurement: Gas and Gas equivalent products: 1000m3, Liquids: m3, Sulphur: MTS

VPR6200

Facility ID ABGP0001751

Facility Name MARATHON STRACHAN 3-6

Facility Licence # 7443

Facility Operator OR46 HUSKY

Production Month	201701	201702	201703	201704	201705	201706	201707	201708	201709	201710	201711	201712	Totals
Receipts													
Receipts from Alberta Facilities	2,168.4	1,946.1	2,122.2	2,176.1	2,205.6	2,075.3	2,002.2	2,054.4	1,749.4	1,746.1	1,726.3	1,300.6	23,272.7
Receipts from Non-Alberta Facilities	0.0	0.0	0.0	0.0	0.0	0.0	0.0	0.0	0.0	0.0	0.0	0.0	0.0
Dispositions													
Disposition													
Battery	1,158.8	990.7	1,218.2	1,188.6	1,210.0	1,158.8	1,090.9	1,138.2	854.4	830.7	939.9	868.5	12,647.7
Gas Gathering System	987.4	880.8	907.4	957.4	986.0	912.4	878.0	829.0	747.2	616.4	472.6	314.4	9,489.0
Gas Plant	0.0	0.0	0.0	0.0	0.0	0.0	0.0	0.0	0.0	0.0	0.0	0.0	0.0
Injection Facility	0.0	0.0	0.0	0.0	0.0	0.0	0.0	0.0	0.0	0.0	0.0	0.0	0.0
Meter Station	0.0	0.0	0.0	0.0	0.0	0.0	0.0	0.0	0.0	0.0	0.0	0.0	0.0
Other	0.0	0.0	0.0	0.0	0.0	0.0	0.0	0.0	0.0	0.0	0.0	0.0	0.0
Alberta Commercial	0.0	0.0	0.0	0.0	0.0	0.0	0.0	0.0	0.0	0.0	0.0	0.0	0.0
Alberta Industrial	0.0	0.0	0.0	0.0	0.0	0.0	0.0	0.0	0.0	0.0	0.0	0.0	0.0
Alberta Residential	0.0	0.0	0.0	0.0	0.0	0.0	0.0	0.0	0.0	0.0	0.0	0.0	0.0
Alberta Elec.Generation	0.0	0.0	0.0	0.0	0.0	0.0	0.0	0.0	0.0	0.0	0.0	0.0	0.0
Shrinkage													
Acid Gas	0.0	0.0	0.0	0.0	0.0	0.0	0.0	0.0	0.0	0.0	0.0	0.0	0.0
Other products	27.0	21.5	26.4	29.2	32.5	31.6	29.2	31.7	28.2	27.9	26.8	19.4	331.4
Fuel	118.8	106.6	115.9	116.5	112.8	108.7	105.7	112.6	96.7	101.1	104.4	87.1	1,286.9
Flared	0.9	8.4	2.7	0.9	28.9	1.5	0.9	1.0	0.9	1.0	1.2	1.0	49.3
Vented	0.1	0.1	0.2	0.2	0.1	0.0	0.0	0.1	0.0	0.1	0.1	0.0	1.0
Diff and Other	-124.6	-62.0	-148.6	-116.7	-164.7	-137.7	-102.5	-58.2	22.0	168.9	181.3	10.2	-532.6
Process and Frac													
Pentanes Plus	0.5	5.4	3.4	0.5	0.0	0.6	1.9	0.4	4.5	0.7	2.9	0.1	20.9
Propane	0.0	0.0	0.0	0.0	0.0	0.0	0.0	0.0	0.0	0.0	0.0	0.0	0.0
Butanes	0.0	0.0	0.0	0.0	0.0	0.0	0.0	0.0	0.0	0.0	0.0	0.0	0.0
Ethane	0.0	0.0	0.0	0.0	0.0	0.0	0.0	0.0	0.0	0.0	0.0	0.0	0.0
NGL	122.9	95.6	120.8	135.2	151.3	147.7	135.5	148.3	128.1	131.7	124.5	92.1	1,533.7
Sulphur	0.0	0.0	0.0	0.0	0.0	0.0	0.0	0.0	0.0	0.0	0.0	0.0	0.0
Sulphur Closing Inv	0.0	0.0	0.0	0.0	0.0	0.0	0.0	0.0	0.0	0.0	0.0	0.0	0.0

Unit of Measurement: Gas and Gas equivalent products: 1000m3, Liquids: m3, Sulphur: MTS

VPR6200

Facility ID ABGP0001753

Facility Name HUSKY STEELE BOLLOQUE 4-26

Facility Licence # 14122

Facility Operator OZ5F SEQUOIA

Production Month	201701	201702	201703	201704	201705	201706	201707	201708	201709	201710	201711	201712	Totals
Receipts													
Receipts from Alberta Facilities	2,433.4	2,220.9	2,436.9	2,051.4	1,990.6	1,655.8	1,844.4	1,845.2	1,742.2	1,743.2	1,778.8	1,500.6	23,243.4
Receipts from Non-Alberta Facilities	0.0	0.0	0.0	0.0	0.0	0.0	0.0	0.0	0.0	0.0	0.0	0.0	0.0
Dispositions													
Disposition Battery	0.0	0.0	0.0	0.0	0.0	0.0	0.0	0.0	0.0	0.0	0.0	0.0	0.0
Gas Gathering System	0.0	0.0	0.0	0.0	0.0	0.0	0.0	0.0	0.0	0.0	0.0	0.0	0.0
Gas Plant	0.0	0.0	0.0	0.0	0.0	0.0	0.0	0.0	0.0	0.0	0.0	0.0	0.0
Injection Facility	0.0	0.0	0.0	0.0	0.0	0.0	0.0	0.0	0.0	0.0	0.0	0.0	0.0
Meter Station	2,228.5	2,028.5	2,232.5	1,857.7	1,803.8	1,497.0	1,673.1	1,695.2	1,614.1	1,618.6	1,669.8	1,489.2	21,408.0
Other	0.0	0.0	0.0	0.0	0.0	0.0	0.0	0.0	0.0	0.0	0.0	0.0	0.0
Alberta Commercial	0.0	0.0	0.0	0.0	0.0	0.0	0.0	0.0	0.0	0.0	0.0	0.0	0.0
Alberta Industrial	0.0	0.0	0.0	0.0	0.0	0.0	0.0	0.0	0.0	0.0	0.0	0.0	0.0
Alberta Residential	0.0	0.0	0.0	0.0	0.0	0.0	0.0	0.0	0.0	0.0	0.0	0.0	0.0
Alberta Elec.Generation	0.0	0.0	0.0	0.0	0.0	0.0	0.0	0.0	0.0	0.0	0.0	0.0	0.0
Shrinkage Acid Gas	0.0	0.0	0.0	0.0	0.0	0.0	0.0	0.0	0.0	0.0	0.0	0.0	0.0
Other products	1.6	2.7	3.7	3.2	2.7	2.1	2.3	2.7	2.7	2.0	3.0	0.0	28.7
Fuel	204.7	176.0	196.5	173.0	168.6	117.9	115.9	118.0	115.9	119.5	115.6	118.6	1,740.2
Flared	0.0	0.0	0.0	0.0	0.0	0.0	0.0	0.0	0.0	0.0	0.0	0.0	0.0
Vented	0.0	0.0	0.0	0.0	0.0	0.1	0.0	0.0	0.0	0.0	0.0	0.0	0.1
Diff and Other	-1.4	13.7	4.2	17.5	15.5	38.7	53.1	29.3	9.5	3.1	-9.6	-107.2	66.4
Process and Frac													
Pentanes Plus	7.7	13.0	17.9	15.5	13.3	10.2	11.2	13.2	13.0	9.5	14.6	0.0	139.1
Propane	0.0	0.0	0.0	0.0	0.0	0.0	0.0	0.0	0.0	0.0	0.0	0.0	0.0
Butanes	0.0	0.0	0.0	0.0	0.0	0.0	0.0	0.0	0.0	0.0	0.0	0.0	0.0
Ethane	0.0	0.0	0.0	0.0	0.0	0.0	0.0	0.0	0.0	0.0	0.0	0.0	0.0
NGL	0.0	0.0	0.0	0.0	0.0	0.0	0.0	0.0	0.0	0.0	0.0	0.0	0.0
Sulphur	0.0	0.0	0.0	0.0	0.0	0.0	0.0	0.0	0.0	0.0	0.0	0.0	0.0
Sulphur Closing Inv	0.0	0.0	0.0	0.0	0.0	0.0	0.0	0.0	0.0	0.0	0.0	0.0	0.0

Unit of Measurement: Gas and Gas equivalent products: 1000m3, Liquids: m3, Sulphur: MTS

VPR6200

Facility ID ABGP0001758

Facility Name NEWPORT WORSLEY GAS PLANT 8-21

Facility Licence # 17302

Facility Operator A73W

Production Month	201701	201702	201703	201704	201705	201706	201707	201708	201709	201710	201711	201712	Totals
Receipts													
Receipts from Alberta Facilities	3,801.8	3,707.3	3,934.0	4,359.6	4,662.3	4,684.2	5,178.6	4,674.3	4,596.5	5,570.7	5,661.2	5,937.5	56,768.0
Receipts from Non-Alberta Facilities	0.0	0.0	0.0	0.0	0.0	0.0	0.0	0.0	0.0	0.0	0.0	0.0	0.0
Dispositions													
Disposition Battery	422.9	370.1	392.1	378.1	379.2	379.3	388.4	374.7	357.4	352.3	372.6	404.5	4,571.6
Gas Gathering System	0.0	0.0	0.0	0.0	0.0	0.0	0.0	0.0	0.0	0.0	0.0	0.0	0.0
Gas Plant	0.0	0.0	0.0	0.0	0.0	0.0	0.0	0.0	0.0	0.0	0.0	0.0	0.0
Injection Facility	0.0	0.0	0.0	0.0	0.0	0.0	0.0	0.0	0.0	0.0	0.0	0.0	0.0
Meter Station	3,063.4	2,904.0	3,066.7	3,519.9	3,808.0	3,804.1	4,129.6	3,751.8	3,684.9	4,651.2	4,654.6	5,036.5	46,074.7
Other	0.0	0.0	0.0	0.0	0.0	0.0	0.0	0.0	0.0	0.0	0.0	0.0	0.0
Alberta Commercial	0.0	0.0	0.0	0.0	0.0	0.0	0.0	0.0	0.0	0.0	0.0	0.0	0.0
Alberta Industrial	0.0	0.0	0.0	0.0	0.0	0.0	0.0	0.0	0.0	0.0	0.0	0.0	0.0
Alberta Residential	0.0	0.0	0.0	0.0	0.0	0.0	0.0	0.0	0.0	0.0	0.0	0.0	0.0
Alberta Elec.Generation	0.0	0.0	0.0	0.0	0.0	0.0	0.0	0.0	0.0	0.0	0.0	0.0	0.0
Shrinkage Acid Gas	49.6	46.2	51.6	52.3	58.0	56.9	61.4	59.4	57.2	69.6	71.1	68.9	702.2
Other products	45.6	50.2	29.2	70.6	45.3	90.4	78.7	70.3	62.8	83.7	63.4	69.4	759.6
Fuel	334.3	316.5	332.2	358.9	377.2	363.7	428.2	381.3	394.8	505.5	538.6	556.9	4,888.1
Flared	0.0	18.7	18.4	13.8	0.0	0.0	30.1	0.0	0.0	0.0	14.6	0.0	95.6
Vented	0.0	0.0	0.0	0.0	0.0	0.0	0.0	0.0	0.0	0.0	0.0	0.0	0.0
Diff and Other	-114.0	1.6	43.8	-34.0	-5.4	-10.2	62.2	36.8	39.4	-91.6	-53.7	-198.7	-323.8
Process and Frac													
Pentanes Plus	0.0	0.0	0.0	0.0	0.0	0.0	0.0	0.0	0.0	0.0	0.0	0.0	0.0
Propane	0.0	0.0	0.0	0.0	0.0	0.0	0.0	0.0	0.0	0.0	0.0	0.0	0.0
Butanes	0.0	0.0	0.0	0.0	0.0	0.0	0.0	0.0	0.0	0.0	0.0	0.0	0.0
Ethane	0.0	0.0	0.0	0.0	0.0	0.0	0.0	0.0	0.0	0.0	0.0	0.0	0.0
NGL	220.3	207.6	161.0	270.5	238.3	353.6	345.2	321.9	305.4	332.6	279.1	303.8	3,339.3
Sulphur	0.0	0.0	0.0	0.0	0.0	0.0	0.0	0.0	0.0	0.0	0.0	0.0	0.0
Sulphur Closing Inv	0.0	0.0	0.0	0.0	0.0	0.0	0.0	0.0	0.0	0.0	0.0	0.0	0.0

Unit of Measurement: Gas and Gas equivalent products: 1000m3, Liquids: m3, Sulphur: MTS

VPR6200

Facility ID ABGP0001759

Facility Name ANSELL 7-27-51-19W5

Facility Licence # 11995

Facility Operator OHE9 CNRL

Production Month	201701	201702	201703	201704	201705	201706	201707	201708	201709	201710	201711	201712	Totals
Receipts													
Receipts from Alberta Facilities	16,890.1	14,140.0	16,878.5	16,337.5	15,401.5	13,132.0	13,945.6	15,739.9	15,524.4	14,744.0	15,242.2	16,025.0	184,000.7
Receipts from Non-Alberta Facilities	0.0	0.0	0.0	0.0	0.0	0.0	0.0	0.0	0.0	0.0	0.0	0.0	0.0
Dispositions													
Disposition													
Battery	0.0	0.0	0.0	0.0	0.0	0.0	0.0	0.0	0.0	0.0	0.0	0.0	0.0
Gas Gathering System	0.0	0.0	0.0	0.0	0.0	0.0	0.0	0.0	0.0	0.0	0.0	0.0	0.0
Gas Plant	4,044.8	4,189.0	2,553.9	1,278.3	1,124.2	1,702.9	2,640.2	1,128.5	2,163.3	2,910.1	3,379.2	2,439.0	29,553.4
Injection Facility	0.0	0.0	0.0	0.0	0.0	0.0	0.0	0.0	0.0	0.0	0.0	0.0	0.0
Meter Station	12,125.0	9,224.4	13,861.4	14,739.9	13,822.1	10,673.4	11,101.9	13,976.3	12,804.7	11,312.0	11,702.3	13,117.5	148,460.9
Other	0.0	0.0	0.0	0.0	0.0	0.0	0.0	0.0	0.0	0.0	0.0	0.0	0.0
Alberta Commercial	0.0	0.0	0.0	0.0	0.0	0.0	0.0	0.0	0.0	0.0	0.0	0.0	0.0
Alberta Industrial	0.0	0.0	0.0	0.0	0.0	0.0	0.0	0.0	0.0	0.0	0.0	0.0	0.0
Alberta Residential	0.0	0.0	0.0	0.0	0.0	0.0	0.0	0.0	0.0	0.0	0.0	0.0	0.0
Alberta Elec.Generation	0.0	0.0	0.0	0.0	0.0	0.0	0.0	0.0	0.0	0.0	0.0	0.0	0.0
Shrinkage													
Acid Gas	0.0	0.0	0.0	0.0	0.0	0.0	0.0	0.0	0.0	0.0	0.0	0.0	0.0
Other products	262.2	275.7	215.8	244.5	305.5	387.4	371.0	339.7	218.8	271.1	232.1	210.9	3,334.7
Fuel	51.1	46.8	48.5	45.0	49.2	52.3	56.3	53.7	51.0	56.1	49.6	51.8	611.4
Flared	0.0	0.0	0.0	0.0	0.0	0.0	0.0	0.0	0.0	0.0	0.7	0.0	0.7
Vented	0.0	0.0	0.0	0.0	0.0	0.0	0.0	0.0	0.0	0.0	0.0	0.0	0.0
Diff and Other	407.0	404.1	198.9	29.8	100.5	316.0	-223.8	241.7	286.6	194.7	-121.7	205.8	2,039.6
Process and Frac													
Pentanes Plus	192.9	229.5	99.4	159.8	285.7	382.4	276.1	194.2	135.8	210.4	159.3	134.0	2,459.5
Propane	0.0	0.0	0.0	0.0	0.0	0.0	0.0	0.0	0.0	0.0	0.0	0.0	0.0
Butanes	0.0	0.0	0.0	0.0	0.0	0.0	0.0	0.0	0.0	0.0	0.0	0.0	0.0
Ethane	0.0	0.0	0.0	0.0	0.0	0.0	0.0	0.0	0.0	0.0	0.0	0.0	0.0
NGL	905.7	925.4	815.9	897.4	1,046.4	1,307.9	1,325.7	1,265.4	807.8	966.3	845.6	777.6	11,887.1
Sulphur	0.0	0.0	0.0	0.0	0.0	0.0	0.0	0.0	0.0	0.0	0.0	0.0	0.0
Sulphur Closing Inv	0.0	0.0	0.0	0.0	0.0	0.0	0.0	0.0	0.0	0.0	0.0	0.0	0.0

Unit of Measurement: Gas and Gas equivalent products: 1000m3, Liquids: m3, Sulphur: MTS

VPR6200

Facility ID ABGP0001761

Facility Name ALTAGAS HOBBERMA

Facility Licence # 9686

Facility Operator A74Y TIDEWATER

Production Month	201701	201702	201703	201704	201705	201706	201707	201708	201709	201710	201711	201712	Totals
Receipts													
Receipts from Alberta Facilities	1,641.6	1,467.4	1,560.9	1,721.1	1,676.9	1,685.1	1,837.9	1,948.0	1,808.6	2,216.4	2,098.6	2,094.3	21,756.8
Receipts from Non-Alberta Facilities	0.0	0.0	0.0	0.0	0.0	0.0	0.0	0.0	0.0	0.0	0.0	0.0	0.0
Dispositions													
Disposition													
Battery	0.0	0.0	0.0	0.0	0.0	0.0	0.0	0.0	0.0	0.0	0.0	0.0	0.0
Gas Gathering System	0.0	0.0	0.0	0.0	0.0	0.0	0.0	0.0	0.0	0.0	0.0	0.0	0.0
Gas Plant	0.0	0.0	0.0	0.0	0.0	0.0	0.0	0.0	0.0	0.0	0.0	0.0	0.0
Injection Facility	0.0	0.0	0.0	0.0	0.0	0.0	0.0	0.0	0.0	0.0	0.0	0.0	0.0
Meter Station	1,395.7	1,260.8	1,320.6	1,499.5	1,496.1	1,529.0	1,696.8	1,794.8	1,647.6	1,998.8	1,904.1	1,905.3	19,449.1
Other	0.0	0.0	0.0	0.0	0.0	0.0	0.0	0.0	0.0	0.0	0.0	0.0	0.0
Alberta Commercial	0.0	0.0	0.0	0.0	0.0	0.0	0.0	0.0	0.0	0.0	0.0	0.0	0.0
Alberta Industrial	0.0	0.0	0.0	0.0	0.0	0.0	0.0	0.0	0.0	0.0	0.0	0.0	0.0
Alberta Residential	0.0	0.0	0.0	0.0	0.0	0.0	0.0	0.0	0.0	0.0	0.0	0.0	0.0
Alberta Elec.Generation	0.0	0.0	0.0	0.0	0.0	0.0	0.0	0.0	0.0	0.0	0.0	0.0	0.0
Shrinkage													
Acid Gas	0.0	0.0	0.0	0.0	0.0	0.0	0.0	0.0	0.0	0.0	0.0	0.0	0.0
Other products	37.8	33.5	40.9	36.9	29.7	27.6	24.8	26.4	32.8	41.1	42.0	41.3	414.8
Fuel	123.8	112.5	125.5	115.2	113.8	120.4	125.9	125.9	93.9	138.1	134.1	142.1	1,471.2
Flared	1.0	0.8	1.1	1.3	1.1	0.9	1.0	1.0	1.4	1.6	0.9	1.0	13.1
Vented	0.0	0.0	0.0	0.0	0.0	0.0	0.0	0.0	0.0	0.0	0.0	0.0	0.0
Diff and Other	83.3	59.8	72.8	68.2	36.2	7.2	-10.6	-0.1	32.9	36.8	17.5	4.6	408.6
Process and Frac													
Pentanes Plus	4.0	0.0	0.0	0.8	3.4	0.0	0.0	0.0	1.1	0.0	0.0	4.3	13.6
Propane	0.0	0.0	0.0	0.0	0.0	0.0	0.0	0.0	0.0	0.0	0.0	0.0	0.0
Butanes	0.0	0.0	0.0	0.0	0.0	0.0	0.0	0.0	0.0	0.0	0.0	0.0	0.0
Ethane	0.0	0.0	0.0	0.0	0.0	0.0	0.0	0.0	0.0	0.0	0.0	0.0	0.0
NGL	154.4	134.5	166.4	149.2	118.0	112.8	101.4	112.4	133.1	173.5	177.0	170.5	1,703.2
Sulphur	0.0	0.0	0.0	0.0	0.0	0.0	0.0	0.0	0.0	0.0	0.0	0.0	0.0
Sulphur Closing Inv	0.0	0.0	0.0	0.0	0.0	0.0	0.0	0.0	0.0	0.0	0.0	0.0	0.0

Unit of Measurement: Gas and Gas equivalent products: 1000m3, Liquids: m3, Sulphur: MTS

VPR6200

Facility ID ABGP0001766

Facility Name PEYTO OLDMAN 11-17

Facility Licence # 12844

Facility Operator OYA2 PEYTO

Production Month	201701	201702	201703	201704	201705	201706	201707	201708	201709	201710	201711	201712	Totals
Receipts													
Receipts from Alberta Facilities	106,953.7	96,408.2	109,423.2	103,156.1	93,906.6	88,862.6	92,544.0	102,718.9	103,240.2	107,623.2	104,852.0	108,816.7	1,218,505.4
Receipts from Non-Alberta Facilities	0.0	0.0	0.0	0.0	0.0	0.0	0.0	0.0	0.0	0.0	0.0	0.0	0.0
Dispositions													
Disposition													
Battery	0.0	0.0	0.0	0.0	0.0	0.0	0.0	0.0	0.0	0.0	0.0	0.0	0.0
Gas Gathering System	0.0	0.0	0.0	0.0	0.0	0.0	0.0	0.0	0.0	0.0	0.0	0.0	0.0
Gas Plant	0.0	0.0	0.0	0.0	0.0	0.0	0.0	0.0	0.0	0.0	0.0	0.0	0.0
Injection Facility	0.0	0.0	0.0	0.0	0.0	0.0	0.0	0.0	0.0	0.0	0.0	0.0	0.0
Meter Station	103,539.9	92,491.3	105,221.1	101,629.4	91,227.7	86,840.6	91,141.3	102,149.0	98,481.4	104,086.0	100,074.2	104,233.5	1,181,115.4
Other	0.0	0.0	0.0	0.0	0.0	0.0	0.0	0.0	0.0	0.0	0.0	0.0	0.0
Alberta Commercial	0.0	0.0	0.0	0.0	0.0	0.0	0.0	0.0	0.0	0.0	0.0	0.0	0.0
Alberta Industrial	0.0	0.0	0.0	0.0	0.0	0.0	0.0	0.0	0.0	0.0	0.0	0.0	0.0
Alberta Residential	0.8	0.7	1.0	0.6	0.5	0.2	0.0	0.9	0.0	1.6	0.0	0.0	6.3
Alberta Elec.Generation	0.0	0.0	0.0	0.0	0.0	0.0	0.0	0.0	0.0	0.0	0.0	0.0	0.0
Shrinkage													
Acid Gas	0.0	0.0	0.0	0.0	0.0	0.0	0.0	0.0	0.0	0.0	0.0	0.0	0.0
Other products	3,374.8	2,610.9	3,590.2	2,290.4	1,879.6	1,622.7	1,771.3	1,908.5	2,941.5	3,500.0	3,752.5	3,580.5	32,822.9
Fuel	3,686.3	2,962.9	3,684.1	2,688.8	2,387.6	2,305.8	2,408.6	2,576.7	3,083.1	3,452.0	3,367.2	3,514.4	36,117.5
Flared	5.6	5.7	4.8	4.9	7.9	7.6	3.4	3.0	3.9	3.8	2.3	5.3	58.2
Vented	0.0	0.0	0.0	0.0	0.0	0.0	0.0	0.0	0.0	0.0	0.0	0.0	0.0
Diff and Other	-3,653.7	-1,663.3	-3,078.0	-3,458.0	-1,596.7	-1,914.3	-2,780.6	-3,919.2	-1,269.7	-3,420.2	-2,344.2	-2,517.0	-31,614.9
Process and Frac													
Pentanes Plus	4,669.4	3,920.0	4,882.6	4,553.9	3,847.5	2,807.0	2,914.9	3,026.1	3,428.3	4,321.7	4,553.7	4,588.2	47,513.3
Propane	0.0	0.0	0.0	0.0	0.0	0.0	0.0	0.0	0.0	0.0	0.0	0.0	0.0
Butanes	0.0	0.0	0.0	0.0	0.0	0.0	0.0	0.0	0.0	0.0	0.0	0.0	0.0
Ethane	0.0	0.0	0.0	0.0	0.0	0.0	0.0	0.0	0.0	0.0	0.0	0.0	0.0
NGL	9,473.2	7,120.3	10,242.4	5,645.1	4,630.7	4,324.4	4,906.1	5,365.0	9,080.4	10,510.6	11,130.6	10,543.3	92,972.1
Sulphur	0.0	0.0	0.0	0.0	0.0	0.0	0.0	0.0	0.0	0.0	0.0	0.0	0.0
Sulphur Closing Inv	0.0	0.0	0.0	0.0	0.0	0.0	0.0	0.0	0.0	0.0	0.0	0.0	0.0

Unit of Measurement: Gas and Gas equivalent products: 1000m3, Liquids: m3, Sulphur: MTS

VPR6200

Facility ID ABGP0001768

Facility Name NAL STURGEON LAKE GAS PLANT

Facility Licence # 14927

Facility Operator OTM9 NAL

Production Month	201701	201702	201703	201704	201705	201706	201707	201708	201709	201710	201711	201712	Totals
Receipts													
Receipts from Alberta Facilities	10,579.5	9,363.0	10,818.3	9,651.7	8,794.3	9,200.5	9,685.3	9,738.0	9,761.8	9,555.9	9,280.9	8,513.2	114,942.4
Receipts from Non-Alberta Facilities	0.0	0.0	0.0	0.0	0.0	0.0	0.0	0.0	0.0	0.0	0.0	0.0	0.0
Dispositions													
Disposition													
Battery	0.0	0.0	0.0	0.0	0.0	0.0	0.0	0.0	0.0	0.0	0.0	0.0	0.0
Gas Gathering System	0.0	0.0	0.0	0.0	0.0	0.0	0.0	0.0	0.0	0.0	0.0	0.0	0.0
Gas Plant	0.0	0.0	0.0	0.0	0.0	0.0	0.0	0.0	0.0	0.0	0.0	0.0	0.0
Injection Facility	0.0	0.0	0.0	0.0	0.0	0.0	0.0	0.0	0.0	0.0	0.0	0.0	0.0
Meter Station	8,937.1	8,034.7	9,486.3	8,546.3	7,698.5	7,963.4	8,328.9	8,750.8	8,347.2	8,542.9	8,054.5	7,338.0	100,028.6
Other	0.0	0.0	0.0	0.0	0.0	0.0	0.0	0.0	0.0	0.0	0.0	0.0	0.0
Alberta Commercial	0.0	0.0	0.0	0.0	0.0	0.0	0.0	0.0	0.0	0.0	0.0	0.0	0.0
Alberta Industrial	0.0	0.0	0.0	0.0	0.0	0.0	0.0	0.0	0.0	0.0	0.0	0.0	0.0
Alberta Residential	0.0	0.0	0.0	0.0	0.0	0.0	0.0	0.0	0.0	0.0	0.0	0.0	0.0
Alberta Elec.Generation	0.0	0.0	0.0	0.0	0.0	0.0	0.0	0.0	0.0	0.0	0.0	0.0	0.0
Shrinkage													
Acid Gas	0.0	0.0	0.0	0.0	0.0	0.0	0.0	0.0	0.0	0.0	0.0	0.0	0.0
Other products	389.8	387.6	449.3	323.0	403.2	406.8	425.0	486.2	436.9	439.9	402.7	385.7	4,936.1
Fuel	445.5	440.7	268.4	285.1	268.2	376.2	447.3	442.7	422.9	424.2	435.7	421.4	4,678.3
Flared	1.4	10.6	3.7	0.0	7.3	2.3	0.0	8.8	0.0	0.0	0.0	0.0	34.1
Vented	0.0	0.0	0.0	0.0	0.4	0.0	0.0	0.0	0.0	0.0	0.0	0.0	0.4
Diff and Other	805.7	489.4	610.6	497.3	416.7	451.8	484.1	49.5	554.8	148.9	388.0	368.1	5,264.9
Process and Frac													
Pentanes Plus	0.0	0.0	0.0	0.0	0.0	0.0	0.0	0.0	0.0	0.0	0.0	0.0	0.0
Propane	0.0	0.0	0.0	0.0	0.0	0.0	0.0	0.0	0.0	0.0	0.0	0.0	0.0
Butanes	0.0	0.0	0.0	0.0	0.0	0.0	0.0	0.0	0.0	0.0	0.0	0.0	0.0
Ethane	0.0	0.0	0.0	0.0	0.0	0.0	0.0	0.0	0.0	0.0	0.0	0.0	0.0
NGL	1,601.8	1,600.8	1,848.3	1,315.9	1,654.0	1,663.3	1,742.8	2,002.3	1,797.5	1,826.1	1,663.1	1,584.6	20,300.5
Sulphur	0.0	0.0	0.0	0.0	0.0	0.0	0.0	0.0	0.0	0.0	0.0	0.0	0.0
Sulphur Closing Inv	0.0	0.0	0.0	0.0	0.0	0.0	0.0	0.0	0.0	0.0	0.0	0.0	0.0

Unit of Measurement: Gas and Gas equivalent products: 1000m3, Liquids: m3, Sulphur: MTS

VPR6200

Facility ID ABGP0001770

Facility Name ALTAGAS KIRKPATRICK LAKE GAS PLANT

Facility Licence # 4308

Facility Operator A0TK

Production Month	201701	201702	201703	201704	201705	201706	201707	201708	201709	201710	201711	201712	Totals
SHUTIN													
Receipts													
Receipts from Alberta Facilities	0.0	0.0	0.0	0.0	0.0	0.0	0.0	0.0	0.0	0.0	0.0	0.0	0.0
Receipts from Non-Alberta Facilities	0.0	0.0	0.0	0.0	0.0	0.0	0.0	0.0	0.0	0.0	0.0	0.0	0.0
Dispositions													
Disposition													
Battery	0.0	0.0	0.0	0.0	0.0	0.0	0.0	0.0	0.0	0.0	0.0	0.0	0.0
Gas Gathering System	0.0	0.0	0.0	0.0	0.0	0.0	0.0	0.0	0.0	0.0	0.0	0.0	0.0
Gas Plant	0.0	0.0	0.0	0.0	0.0	0.0	0.0	0.0	0.0	0.0	0.0	0.0	0.0
Injection Facility	0.0	0.0	0.0	0.0	0.0	0.0	0.0	0.0	0.0	0.0	0.0	0.0	0.0
Meter Station	0.0	0.0	0.0	0.0	0.0	0.0	0.0	0.0	0.0	0.0	0.0	0.0	0.0
Other	0.0	0.0	0.0	0.0	0.0	0.0	0.0	0.0	0.0	0.0	0.0	0.0	0.0
Alberta Commercial	0.0	0.0	0.0	0.0	0.0	0.0	0.0	0.0	0.0	0.0	0.0	0.0	0.0
Alberta Industrial	0.0	0.0	0.0	0.0	0.0	0.0	0.0	0.0	0.0	0.0	0.0	0.0	0.0
Alberta Residential	0.0	0.0	0.0	0.0	0.0	0.0	0.0	0.0	0.0	0.0	0.0	0.0	0.0
Alberta Elec.Generation	0.0	0.0	0.0	0.0	0.0	0.0	0.0	0.0	0.0	0.0	0.0	0.0	0.0
Shrinkage													
Acid Gas	0.0	0.0	0.0	0.0	0.0	0.0	0.0	0.0	0.0	0.0	0.0	0.0	0.0
Other products	0.0	0.0	0.0	0.0	0.0	0.0	0.0	0.0	0.0	0.0	0.0	0.0	0.0
Fuel	0.0	0.0	0.0	0.0	0.0	0.0	0.0	0.0	0.0	0.0	0.0	0.0	0.0
Flared	0.0	0.0	0.0	0.0	0.0	0.0	0.0	0.0	0.0	0.0	0.0	0.0	0.0
Vented	0.0	0.0	0.0	0.0	0.0	0.0	0.0	0.0	0.0	0.0	0.0	0.0	0.0
Diff and Other	0.0	0.0	0.0	0.0	0.0	0.0	0.0	0.0	0.0	0.0	0.0	0.0	0.0
Process and Frac													
Pentanes Plus	0.0	0.0	0.0	0.0	0.0	0.0	0.0	0.0	0.0	0.0	0.0	0.0	0.0
Propane	0.0	0.0	0.0	0.0	0.0	0.0	0.0	0.0	0.0	0.0	0.0	0.0	0.0
Butanes	0.0	0.0	0.0	0.0	0.0	0.0	0.0	0.0	0.0	0.0	0.0	0.0	0.0
Ethane	0.0	0.0	0.0	0.0	0.0	0.0	0.0	0.0	0.0	0.0	0.0	0.0	0.0
NGL	0.0	0.0	0.0	0.0	0.0	0.0	0.0	0.0	0.0	0.0	0.0	0.0	0.0
Sulphur	0.0	0.0	0.0	0.0	0.0	0.0	0.0	0.0	0.0	0.0	0.0	0.0	0.0
Sulphur Closing Inv	0.0	0.0	0.0	0.0	0.0	0.0	0.0	0.0	0.0	0.0	0.0	0.0	0.0

VPR6200

Facility ID ABGP0001774

Facility Name CABRE JOARCAM 6-29

Facility Licence # 11108

Facility Operator A5RD ENERPLUS CORP

Production Month	201701	201702	201703	201704	201705	201706	201707	201708	201709	201710	201711	201712	Totals
Receipts													
Receipts from Alberta Facilities	1,241.8	1,105.2	1,162.2	1,006.0	1,013.9	1,049.1	1,166.9	1,105.9	944.3	1,124.2	975.4	932.9	12,827.8
Receipts from Non-Alberta Facilities	0.0	0.0	0.0	0.0	0.0	0.0	0.0	0.0	0.0	0.0	0.0	0.0	0.0
Dispositions													
Disposition													
Battery	27.5	32.8	38.2	34.0	35.8	32.3	17.7	18.3	22.8	19.9	30.8	25.6	335.7
Gas Gathering System	0.0	0.0	0.0	0.0	0.0	0.0	0.0	0.0	0.0	0.0	0.0	0.0	0.0
Gas Plant	0.0	0.0	0.0	0.0	0.0	0.0	0.0	0.0	0.0	0.0	0.0	0.0	0.0
Injection Facility	0.0	0.0	0.0	0.0	0.0	0.0	0.0	0.0	0.0	0.0	0.0	0.0	0.0
Meter Station	1,008.9	872.7	939.5	804.3	793.3	818.2	925.7	890.9	764.6	910.0	748.2	705.3	10,181.6
Other	0.0	0.0	0.0	0.0	0.0	0.0	0.0	0.0	0.0	0.0	0.0	0.0	0.0
Alberta Commercial	0.0	0.0	0.0	0.0	0.0	0.0	0.0	0.0	0.0	0.0	0.0	0.0	0.0
Alberta Industrial	0.0	0.0	0.0	0.0	0.0	0.0	0.0	0.0	0.0	0.0	0.0	0.0	0.0
Alberta Residential	0.0	0.0	0.0	0.0	0.0	0.0	0.0	0.0	0.0	0.0	0.0	0.0	0.0
Alberta Elec.Generation	0.0	0.0	0.0	0.0	0.0	0.0	0.0	0.0	0.0	0.0	0.0	0.0	0.0
Shrinkage													
Acid Gas	0.0	0.0	0.0	0.0	0.0	0.0	0.0	0.0	0.0	0.0	0.0	0.0	0.0
Other products	27.7	25.6	28.2	24.2	19.9	20.3	23.1	23.0	18.7	25.2	22.1	19.0	277.0
Fuel	174.8	164.4	183.7	175.3	181.6	173.9	166.8	167.3	166.2	168.7	172.6	173.3	2,068.6
Flared	0.0	0.0	0.0	0.0	0.0	1.2	0.0	0.0	0.0	0.0	0.0	0.0	1.2
Vented	0.0	0.0	0.0	0.0	0.0	0.0	0.0	0.0	0.0	0.0	0.0	0.0	0.0
Diff and Other	2.9	9.7	-27.4	-31.8	-16.7	3.2	33.6	6.4	-28.0	0.4	1.7	9.7	-36.3
Process and Frac													
Pentanes Plus	0.0	0.0	0.0	0.0	0.0	0.0	0.0	0.0	0.0	0.0	0.0	0.0	0.0
Propane	0.0	0.0	0.0	0.0	0.0	0.0	0.0	0.0	0.0	0.0	0.0	0.0	0.0
Butanes	0.0	0.0	0.0	0.0	0.0	0.0	0.0	0.0	0.0	0.0	0.0	0.0	0.0
Ethane	0.0	0.0	0.0	0.0	0.0	0.0	0.0	0.0	0.0	0.0	0.0	0.0	0.0
NGL	120.6	110.5	122.8	105.1	86.2	87.8	99.8	100.0	82.6	109.1	94.2	82.0	1,200.7
Sulphur	0.0	0.0	0.0	0.0	0.0	0.0	0.0	0.0	0.0	0.0	0.0	0.0	0.0
Sulphur Closing Inv	0.0	0.0	0.0	0.0	0.0	0.0	0.0	0.0	0.0	0.0	0.0	0.0	0.0

Unit of Measurement: Gas and Gas equivalent products: 1000m3, Liquids: m3, Sulphur: MTS

VPR6200

Facility ID ABGP0001777

Facility Name BURLINGTON RESTHAVEN 1-36

Facility Licence # 13530

Facility Operator A5D4 CVE

Production Month	201701	201702	201703	201704	201705	201706	201707	201708	201709	201710	201711	201712	Totals
Receipts													
Receipts from Alberta Facilities	11,333.8	10,546.1	10,235.2	10,165.3	4,244.5	4,115.1	4,292.7	4,163.6	3,997.9	3,746.8	3,719.3	3,928.5	74,488.8
Receipts from Non-Alberta Facilities	0.0	0.0	0.0	0.0	0.0	0.0	0.0	0.0	0.0	0.0	0.0	0.0	0.0
Dispositions													
Disposition													
Battery	0.0	0.0	0.0	0.0	0.0	0.0	0.0	0.0	0.0	0.0	0.0	0.0	0.0
Gas Gathering System	0.0	0.0	0.0	0.0	0.0	0.0	0.0	0.0	0.0	0.0	0.0	0.0	0.0
Gas Plant	0.0	0.0	0.0	0.0	0.0	0.0	0.0	0.0	0.0	0.0	0.0	0.0	0.0
Injection Facility	0.0	0.0	0.0	0.0	0.0	0.0	0.0	0.0	0.0	0.0	0.0	0.0	0.0
Meter Station	10,885.0	10,192.2	9,773.8	9,808.1	4,167.0	4,366.8	4,379.5	4,229.8	3,733.6	3,499.5	3,426.1	3,694.7	72,156.1
Other	0.0	0.0	0.0	0.0	0.0	0.0	0.0	0.0	0.0	0.0	0.0	0.0	0.0
Alberta Commercial	0.0	0.0	0.0	0.0	0.0	0.0	0.0	0.0	0.0	0.0	0.0	0.0	0.0
Alberta Industrial	0.0	0.0	0.0	0.0	0.0	0.0	0.0	0.0	0.0	0.0	0.0	0.0	0.0
Alberta Residential	0.0	0.0	0.0	0.0	0.0	0.0	0.0	0.0	0.0	0.0	0.0	0.0	0.0
Alberta Elec.Generation	0.0	0.0	0.0	0.0	0.0	0.0	0.0	0.0	0.0	0.0	0.0	0.0	0.0
Shrinkage													
Acid Gas	0.0	0.0	0.0	0.0	0.0	0.0	0.0	0.0	0.0	0.0	0.0	0.0	0.0
Other products	142.9	120.4	116.6	114.5	34.1	65.0	49.3	46.0	64.0	29.0	17.7	48.3	847.8
Fuel	337.9	302.7	308.1	330.2	197.7	195.2	214.2	205.9	204.2	214.4	208.7	217.3	2,936.5
Flared	0.3	0.3	0.4	0.0	0.2	0.0	0.1	0.2	0.2	0.0	0.2	0.3	2.2
Vented	0.0	0.0	0.0	0.0	0.0	0.0	0.0	0.0	0.0	0.0	0.0	0.0	0.0
Diff and Other	-32.3	-69.5	36.3	-87.5	-154.5	-511.9	-350.4	-318.3	-4.1	3.9	66.6	-32.1	-1,453.8
Process and Frac													
Pentanes Plus	691.2	582.4	564.4	554.0	165.1	314.3	238.4	222.6	309.6	140.4	85.8	233.7	4,101.9
Propane	0.0	0.0	0.0	0.0	0.0	0.0	0.0	0.0	0.0	0.0	0.0	0.0	0.0
Butanes	0.0	0.0	0.0	0.0	0.0	0.0	0.0	0.0	0.0	0.0	0.0	0.0	0.0
Ethane	0.0	0.0	0.0	0.0	0.0	0.0	0.0	0.0	0.0	0.0	0.0	0.0	0.0
NGL	0.0	0.0	0.0	0.0	0.0	0.0	0.0	0.0	0.0	0.0	0.0	0.0	0.0
Sulphur	0.0	0.0	0.0	0.0	0.0	0.0	0.0	0.0	0.0	0.0	0.0	0.0	0.0
Sulphur Closing Inv	0.0	0.0	0.0	0.0	0.0	0.0	0.0	0.0	0.0	0.0	0.0	0.0	0.0

Unit of Measurement: Gas and Gas equivalent products: 1000m3, Liquids: m3, Sulphur: MTS

VPR6200

Facility ID ABGP0001778

Facility Name ATCO WIDEWATER GAS PLANT 6-8

Facility Licence # 15279

Facility Operator A5GE

Production Month	201701	201702	201703	201704	201705	201706	201707	201708	201709	201710	201711	201712	Totals
	SHUTIN	SHUTIN	SHUTIN	SHUTIN	SHUTIN	SHUTIN	SHUTIN	SHUTIN	SHUTIN	SHUTIN	SHUTIN	SHUTIN	
Receipts													
Receipts from Alberta Facilities	0.0	0.0	0.0	0.0	0.0	0.0	0.0	0.0	0.0	0.0	0.0	0.0	0.0
Receipts from Non-Alberta Facilities	0.0	0.0	0.0	0.0	0.0	0.0	0.0	0.0	0.0	0.0	0.0	0.0	0.0
Dispositions													
Disposition													
Battery	0.0	0.0	0.0	0.0	0.0	0.0	0.0	0.0	0.0	0.0	0.0	0.0	0.0
Gas Gathering System	0.0	0.0	0.0	0.0	0.0	0.0	0.0	0.0	0.0	0.0	0.0	0.0	0.0
Gas Plant	0.0	0.0	0.0	0.0	0.0	0.0	0.0	0.0	0.0	0.0	0.0	0.0	0.0
Injection Facility	0.0	0.0	0.0	0.0	0.0	0.0	0.0	0.0	0.0	0.0	0.0	0.0	0.0
Meter Station	0.0	0.0	0.0	0.0	0.0	0.0	0.0	0.0	0.0	0.0	0.0	0.0	0.0
Other	0.0	0.0	0.0	0.0	0.0	0.0	0.0	0.0	0.0	0.0	0.0	0.0	0.0
Alberta Commercial	0.0	0.0	0.0	0.0	0.0	0.0	0.0	0.0	0.0	0.0	0.0	0.0	0.0
Alberta Industrial	0.0	0.0	0.0	0.0	0.0	0.0	0.0	0.0	0.0	0.0	0.0	0.0	0.0
Alberta Residential	0.0	0.0	0.0	0.0	0.0	0.0	0.0	0.0	0.0	0.0	0.0	0.0	0.0
Alberta Elec.Generation	0.0	0.0	0.0	0.0	0.0	0.0	0.0	0.0	0.0	0.0	0.0	0.0	0.0
Shrinkage													
Acid Gas	0.0	0.0	0.0	0.0	0.0	0.0	0.0	0.0	0.0	0.0	0.0	0.0	0.0
Other products	0.0	0.0	0.0	0.0	0.0	0.0	0.0	0.0	0.0	0.0	0.0	0.0	0.0
Fuel	0.0	0.0	0.0	0.0	0.0	0.0	0.0	0.0	0.0	0.0	0.0	0.0	0.0
Flared	0.0	0.0	0.0	0.0	0.0	0.0	0.0	0.0	0.0	0.0	0.0	0.0	0.0
Vented	0.0	0.0	0.0	0.0	0.0	0.0	0.0	0.0	0.0	0.0	0.0	0.0	0.0
Diff and Other	0.0	0.0	0.0	0.0	0.0	0.0	0.0	0.0	0.0	0.0	0.0	0.0	0.0
Process and Frac													
Pentanes Plus	0.0	0.0	0.0	0.0	0.0	0.0	0.0	0.0	0.0	0.0	0.0	0.0	0.0
Propane	0.0	0.0	0.0	0.0	0.0	0.0	0.0	0.0	0.0	0.0	0.0	0.0	0.0
Butanes	0.0	0.0	0.0	0.0	0.0	0.0	0.0	0.0	0.0	0.0	0.0	0.0	0.0
Ethane	0.0	0.0	0.0	0.0	0.0	0.0	0.0	0.0	0.0	0.0	0.0	0.0	0.0
NGL	0.0	0.0	0.0	0.0	0.0	0.0	0.0	0.0	0.0	0.0	0.0	0.0	0.0
Sulphur	0.0	0.0	0.0	0.0	0.0	0.0	0.0	0.0	0.0	0.0	0.0	0.0	0.0
Sulphur Closing Inv	0.0	0.0	0.0	0.0	0.0	0.0	0.0	0.0	0.0	0.0	0.0	0.0	0.0

VPR6200
Facility ID ABGP0001779

Facility Name ALTAGAS ESTHER

Facility Licence # 20204

Facility Operator A0TK AOP

Production Month	201701	201702	201703	201704	201705	201706	201707	201708	201709	201710	201711	201712	Totals
Receipts													
Receipts from Alberta Facilities	3,719.6	3,318.5	5,057.2	4,378.7	4,051.3	3,725.8	3,554.7	3,359.6	3,001.1	2,743.9	3,143.9	3,126.0	43,180.3
Receipts from Non-Alberta Facilities	0.0	0.0	0.0	0.0	0.0	0.0	0.0	0.0	0.0	0.0	0.0	0.0	0.0
Dispositions													
Disposition													
Battery	0.0	0.0	0.0	0.0	0.0	0.0	0.0	0.0	0.0	0.0	0.0	0.0	0.0
Gas Gathering System	0.0	0.0	0.0	0.0	0.0	0.0	0.0	0.0	0.0	0.0	0.0	0.0	0.0
Gas Plant	0.0	0.0	0.0	0.0	0.0	0.0	0.0	0.0	0.0	0.0	0.0	0.0	0.0
Injection Facility	0.0	0.0	0.0	0.0	0.0	0.0	0.0	0.0	0.0	0.0	0.0	0.0	0.0
Meter Station	3,620.1	3,243.4	4,908.4	4,178.0	3,853.1	3,520.7	3,375.7	3,179.0	2,780.4	2,544.1	2,976.9	2,981.4	41,161.2
Other	0.0	0.0	0.0	0.0	0.0	0.0	0.0	0.0	0.0	0.0	0.0	0.0	0.0
Alberta Commercial	0.0	0.0	0.0	0.0	0.0	0.0	0.0	0.0	0.0	0.0	0.0	0.0	0.0
Alberta Industrial	0.0	0.0	0.0	0.0	0.0	0.0	0.0	0.0	0.0	0.0	0.0	0.0	0.0
Alberta Residential	0.0	0.0	0.0	0.0	0.0	0.0	0.0	0.0	0.0	0.0	0.0	0.0	0.0
Alberta Elec.Generation	0.0	0.0	0.0	0.0	0.0	0.0	0.0	0.0	0.0	0.0	0.0	0.0	0.0
Shrinkage													
Acid Gas	0.0	0.0	0.0	0.0	0.0	0.0	0.0	0.0	0.0	0.0	0.0	0.0	0.0
Other products	23.2	14.1	35.8	26.6	27.5	27.7	31.7	31.6	27.6	28.0	26.6	29.0	329.4
Fuel	166.5	128.3	176.7	154.2	144.8	126.5	118.5	122.6	119.0	114.4	125.1	126.1	1,622.7
Flared	0.0	0.0	0.0	0.0	0.0	0.0	0.0	0.0	0.0	0.0	0.0	0.0	0.0
Vented	1.6	1.8	0.3	0.3	0.5	0.3	0.3	0.3	0.3	1.3	0.3	0.4	7.7
Diff and Other	-91.8	-69.1	-64.0	19.6	25.4	50.6	28.5	26.1	73.8	56.1	15.0	-10.9	59.3
Process and Frac													
Pentanes Plus	112.2	68.1	173.1	128.9	133.0	134.2	153.5	152.7	133.6	135.3	128.5	140.3	1,593.4
Propane	0.0	0.0	0.0	0.0	0.0	0.0	0.0	0.0	0.0	0.0	0.0	0.0	0.0
Butanes	0.0	0.0	0.0	0.0	0.0	0.0	0.0	0.0	0.0	0.0	0.0	0.0	0.0
Ethane	0.0	0.0	0.0	0.0	0.0	0.0	0.0	0.0	0.0	0.0	0.0	0.0	0.0
NGL	0.0	0.0	0.0	0.0	0.0	0.0	0.0	0.0	0.0	0.0	0.0	0.0	0.0
Sulphur	0.0	0.0	0.0	0.0	0.0	0.0	0.0	0.0	0.0	0.0	0.0	0.0	0.0
Sulphur Closing Inv	0.0	0.0	0.0	0.0	0.0	0.0	0.0	0.0	0.0	0.0	0.0	0.0	0.0

Unit of Measurement: Gas and Gas equivalent products: 1000m3, Liquids: m3, Sulphur: MTS

VPR6200

Facility ID ABGP0001780

Facility Name KELT COPTON GP 11-25

Facility Licence # 25069

Facility Operator A6D7 KELT EXP

Production Month	201701	201702	201703	201704	201705	201706	201707	201708	201709	201710	201711	201712	Totals
Receipts													
Receipts from Alberta Facilities	4,369.9	3,819.6	0.0	0.0	0.0	0.0	0.0	0.0	0.0	0.0	0.0	0.0	8,189.5
Receipts from Non-Alberta Facilities	0.0	0.0	0.0	0.0	0.0	0.0	0.0	0.0	0.0	0.0	0.0	0.0	0.0
Dispositions													
Disposition													
Battery	0.0	0.0	0.0	0.0	0.0	0.0	0.0	0.0	0.0	0.0	0.0	0.0	0.0
Gas Gathering System	265.7	207.9	0.0	0.0	0.0	0.0	0.0	0.0	0.0	0.0	0.0	0.0	473.6
Gas Plant	0.0	0.0	0.0	0.0	0.0	0.0	0.0	0.0	0.0	0.0	0.0	0.0	0.0
Injection Facility	0.0	0.0	0.0	0.0	0.0	0.0	0.0	0.0	0.0	0.0	0.0	0.0	0.0
Meter Station	4,121.0	3,622.3	0.0	0.0	0.0	0.0	0.0	0.0	0.0	0.0	0.0	0.0	7,743.3
Other	0.0	0.0	0.0	0.0	0.0	0.0	0.0	0.0	0.0	0.0	0.0	0.0	0.0
Alberta Commercial	0.0	0.0	0.0	0.0	0.0	0.0	0.0	0.0	0.0	0.0	0.0	0.0	0.0
Alberta Industrial	0.0	0.0	0.0	0.0	0.0	0.0	0.0	0.0	0.0	0.0	0.0	0.0	0.0
Alberta Residential	0.0	0.0	0.0	0.0	0.0	0.0	0.0	0.0	0.0	0.0	0.0	0.0	0.0
Alberta Elec.Generation	0.0	0.0	0.0	0.0	0.0	0.0	0.0	0.0	0.0	0.0	0.0	0.0	0.0
Shrinkage													
Acid Gas	0.0	0.0	0.0	0.0	0.0	0.0	0.0	0.0	0.0	0.0	0.0	0.0	0.0
Other products	0.0	0.0	0.0	0.0	0.0	0.0	0.0	0.0	0.0	0.0	0.0	0.0	0.0
Fuel	0.0	0.0	0.0	0.0	0.0	0.0	0.0	0.0	0.0	0.0	0.0	0.0	0.0
Flared	0.0	0.0	0.0	0.0	0.0	0.0	0.0	0.0	0.0	0.0	0.0	0.0	0.0
Vented	0.0	0.0	0.0	0.0	0.0	0.0	0.0	0.0	0.0	0.0	0.0	0.0	0.0
Diff and Other	-16.8	-10.6	0.0	0.0	0.0	0.0	0.0	0.0	0.0	0.0	0.0	0.0	-27.4
Process and Frac													
Pentanes Plus	0.0	0.0	0.0	0.0	0.0	0.0	0.0	0.0	0.0	0.0	0.0	0.0	0.0
Propane	0.0	0.0	0.0	0.0	0.0	0.0	0.0	0.0	0.0	0.0	0.0	0.0	0.0
Butanes	0.0	0.0	0.0	0.0	0.0	0.0	0.0	0.0	0.0	0.0	0.0	0.0	0.0
Ethane	0.0	0.0	0.0	0.0	0.0	0.0	0.0	0.0	0.0	0.0	0.0	0.0	0.0
NGL	0.0	0.0	0.0	0.0	0.0	0.0	0.0	0.0	0.0	0.0	0.0	0.0	0.0
Sulphur	0.0	0.0	0.0	0.0	0.0	0.0	0.0	0.0	0.0	0.0	0.0	0.0	0.0
Sulphur Closing Inv	0.0	0.0	0.0	0.0	0.0	0.0	0.0	0.0	0.0	0.0	0.0	0.0	0.0

Unit of Measurement: Gas and Gas equivalent products: 1000m3, Liquids: m3, Sulphur: MTS

VPR6200

Facility ID ABGP0001782

Facility Name PCP COUNTESS

Facility Licence # 2399

Facility Operator A7NW TXNE

Production Month	201701	201702	201703	201704	201705	201706	201707	201708	201709	201710	201711	201712	Totals
Receipts													
Receipts from Alberta Facilities	5,705.1	5,149.7	5,687.4	5,500.3	5,508.6	5,241.1	5,536.2	5,651.0	5,366.2	5,542.1	5,542.1	5,306.5	65,736.3
Receipts from Non-Alberta Facilities	0.0	0.0	0.0	0.0	0.0	0.0	0.0	0.0	0.0	0.0	0.0	0.0	0.0
Dispositions													
Disposition													
Battery	0.0	0.0	0.0	0.0	0.0	0.0	0.0	0.0	0.0	0.0	0.0	0.0	0.0
Gas Gathering System	0.0	0.0	0.0	0.0	0.0	0.0	0.0	0.0	0.0	0.0	0.0	0.0	0.0
Gas Plant	0.0	0.0	0.0	0.0	0.0	0.0	0.0	0.0	0.0	0.0	0.0	0.0	0.0
Injection Facility	0.0	0.0	0.0	0.0	0.0	0.0	0.0	0.0	0.0	0.0	0.0	0.0	0.0
Meter Station	5,327.3	4,851.6	5,382.1	5,265.7	5,270.1	4,999.2	5,226.7	5,231.5	5,023.3	5,091.4	5,037.0	4,899.3	61,605.2
Other	0.0	0.0	0.0	0.0	0.0	0.0	0.0	0.0	0.0	0.0	0.0	0.0	0.0
Alberta Commercial	0.0	0.0	0.0	0.0	0.0	0.0	0.0	0.0	0.0	0.0	0.0	0.0	0.0
Alberta Industrial	0.0	0.0	0.0	0.0	0.0	0.0	0.0	0.0	0.0	0.0	0.0	0.0	0.0
Alberta Residential	0.0	0.0	0.0	0.0	0.0	0.0	0.0	0.0	0.0	0.0	0.0	0.0	0.0
Alberta Elec.Generation	0.0	0.0	0.0	0.0	0.0	0.0	0.0	0.0	0.0	0.0	0.0	0.0	0.0
Shrinkage													
Acid Gas	0.0	0.0	0.0	0.0	0.0	0.0	0.0	0.0	0.0	0.0	0.0	0.0	0.0
Other products	0.3	0.4	0.1	0.0	0.3	0.2	0.7	0.2	0.0	0.2	0.0	0.0	2.4
Fuel	324.3	291.9	320.7	321.4	331.3	320.7	332.5	332.3	320.8	329.1	329.1	327.5	3,881.6
Flared	0.0	0.0	0.0	0.0	0.0	0.0	0.0	0.0	0.0	0.0	0.0	0.0	0.0
Vented	0.0	0.0	0.0	0.0	1.4	1.4	0.0	0.2	0.0	0.0	0.0	0.0	3.0
Diff and Other	53.2	5.8	-15.5	-86.8	-94.5	-80.4	-23.7	86.8	22.1	121.4	176.0	79.7	244.1
Process and Frac													
Pentanes Plus	0.0	0.0	0.0	0.0	0.0	0.0	0.0	0.0	0.0	0.0	0.0	0.0	0.0
Propane	0.0	0.0	0.0	0.0	0.0	0.0	0.0	0.0	0.0	0.0	0.0	0.0	0.0
Butanes	0.0	0.0	0.0	0.0	0.0	0.0	0.0	0.0	0.0	0.0	0.0	0.0	0.0
Ethane	0.0	0.0	0.0	0.0	0.0	0.0	0.0	0.0	0.0	0.0	0.0	0.0	0.0
NGL	1.5	2.3	0.4	0.0	1.8	1.0	3.0	1.0	0.0	1.0	0.0	0.0	12.0
Sulphur	0.0	0.0	0.0	0.0	0.0	0.0	0.0	0.0	0.0	0.0	0.0	0.0	0.0
Sulphur Closing Inv	0.0	0.0	0.0	0.0	0.0	0.0	0.0	0.0	0.0	0.0	0.0	0.0	0.0

Unit of Measurement: Gas and Gas equivalent products: 1000m3, Liquids: m3, Sulphur: MTS

VPR6200

Facility ID ABGP0001786

Facility Name BP CANADA CALLUM CREEK 2-24

Facility Licence # 25302

Facility Operator 0CW8

Production Month	201701	201702	201703	201704	201705	201706	201707	201708	201709	201710	201711	201712	Totals
	SHUTIN	SHUTIN	SHUTIN	SHUTIN	SHUTIN	SHUTIN	SHUTIN	SHUTIN	SHUTIN	SHUTIN	SHUTIN	SHUTIN	
Receipts													
Receipts from Alberta Facilities	0.0	0.0	0.0	0.0	0.0	0.0	0.0	0.0	0.0	0.0	0.0	0.0	0.0
Receipts from Non-Alberta Facilities	0.0	0.0	0.0	0.0	0.0	0.0	0.0	0.0	0.0	0.0	0.0	0.0	0.0
Dispositions													
Disposition													
Battery	0.0	0.0	0.0	0.0	0.0	0.0	0.0	0.0	0.0	0.0	0.0	0.0	0.0
Gas Gathering System	0.0	0.0	0.0	0.0	0.0	0.0	0.0	0.0	0.0	0.0	0.0	0.0	0.0
Gas Plant	0.0	0.0	0.0	0.0	0.0	0.0	0.0	0.0	0.0	0.0	0.0	0.0	0.0
Injection Facility	0.0	0.0	0.0	0.0	0.0	0.0	0.0	0.0	0.0	0.0	0.0	0.0	0.0
Meter Station	0.0	0.0	0.0	0.0	0.0	0.0	0.0	0.0	0.0	0.0	0.0	0.0	0.0
Other	0.0	0.0	0.0	0.0	0.0	0.0	0.0	0.0	0.0	0.0	0.0	0.0	0.0
Alberta Commercial	0.0	0.0	0.0	0.0	0.0	0.0	0.0	0.0	0.0	0.0	0.0	0.0	0.0
Alberta Industrial	0.0	0.0	0.0	0.0	0.0	0.0	0.0	0.0	0.0	0.0	0.0	0.0	0.0
Alberta Residential	0.0	0.0	0.0	0.0	0.0	0.0	0.0	0.0	0.0	0.0	0.0	0.0	0.0
Alberta Elec.Generation	0.0	0.0	0.0	0.0	0.0	0.0	0.0	0.0	0.0	0.0	0.0	0.0	0.0
Shrinkage													
Acid Gas	0.0	0.0	0.0	0.0	0.0	0.0	0.0	0.0	0.0	0.0	0.0	0.0	0.0
Other products	0.0	0.0	0.0	0.0	0.0	0.0	0.0	0.0	0.0	0.0	0.0	0.0	0.0
Fuel	0.0	0.0	0.0	0.0	0.0	0.0	0.0	0.0	0.0	0.0	0.0	0.0	0.0
Flared	0.0	0.0	0.0	0.0	0.0	0.0	0.0	0.0	0.0	0.0	0.0	0.0	0.0
Vented	0.0	0.0	0.0	0.0	0.0	0.0	0.0	0.0	0.0	0.0	0.0	0.0	0.0
Diff and Other	0.0	0.0	0.0	0.0	0.0	0.0	0.0	0.0	0.0	0.0	0.0	0.0	0.0
Process and Frac													
Pentanes Plus	0.0	0.0	0.0	0.0	0.0	0.0	0.0	0.0	0.0	0.0	0.0	0.0	0.0
Propane	0.0	0.0	0.0	0.0	0.0	0.0	0.0	0.0	0.0	0.0	0.0	0.0	0.0
Butanes	0.0	0.0	0.0	0.0	0.0	0.0	0.0	0.0	0.0	0.0	0.0	0.0	0.0
Ethane	0.0	0.0	0.0	0.0	0.0	0.0	0.0	0.0	0.0	0.0	0.0	0.0	0.0
NGL	0.0	0.0	0.0	0.0	0.0	0.0	0.0	0.0	0.0	0.0	0.0	0.0	0.0
Sulphur	0.0	0.0	0.0	0.0	0.0	0.0	0.0	0.0	0.0	0.0	0.0	0.0	0.0
Sulphur Closing Inv	0.0	0.0	0.0	0.0	0.0	0.0	0.0	0.0	0.0	0.0	0.0	0.0	0.0

VPR6200

Facility ID ABGP0001788

Facility Name WATTS EAST 2-4-31-15W4

Facility Licence # 25797

Facility Operator OHE9 CNRL

Production Month	201701	201702	201703	201704	201705	201706	201707	201708	201709	201710	201711	201712	Totals
Receipts													
Receipts from Alberta Facilities	1,689.9	1,731.8	1,807.5	1,976.8	1,789.4	2,990.3	4,172.4	3,877.9	4,160.7	4,263.5	3,960.4	4,165.4	36,586.0
Receipts from Non-Alberta Facilities	0.0	0.0	0.0	0.0	0.0	0.0	0.0	0.0	0.0	0.0	0.0	0.0	0.0
Dispositions													
Disposition													
Battery	0.0	0.0	0.0	0.0	0.0	0.0	0.0	0.0	0.0	0.0	0.0	0.0	0.0
Gas Gathering System	0.0	0.0	0.0	0.0	0.0	0.0	0.0	0.0	0.0	0.0	0.0	0.0	0.0
Gas Plant	0.0	0.0	0.0	0.0	0.0	0.0	0.0	0.0	0.0	0.0	0.0	0.0	0.0
Injection Facility	0.0	0.0	0.0	0.0	0.0	0.0	0.0	0.0	0.0	0.0	0.0	0.0	0.0
Meter Station	1,515.5	1,556.4	1,627.2	1,765.5	1,596.5	2,699.5	3,752.8	3,510.4	3,936.1	3,890.0	3,585.7	3,654.5	33,090.1
Other	0.0	0.0	0.0	0.0	0.0	0.0	0.0	0.0	0.0	0.0	0.0	0.0	0.0
Alberta Commercial	0.0	0.0	0.0	0.0	0.0	0.0	0.0	0.0	0.0	0.0	0.0	0.0	0.0
Alberta Industrial	0.0	0.0	0.0	0.0	0.0	0.0	0.0	0.0	0.0	0.0	0.0	0.0	0.0
Alberta Residential	0.0	0.0	0.0	0.0	0.0	0.0	0.0	0.0	0.0	0.0	0.0	0.0	0.0
Alberta Elec.Generation	0.0	0.0	0.0	0.0	0.0	0.0	0.0	0.0	0.0	0.0	0.0	0.0	0.0
Shrinkage													
Acid Gas	0.0	0.0	0.0	0.0	0.0	0.0	0.0	0.0	0.0	0.0	0.0	0.0	0.0
Other products	12.1	15.8	19.0	16.6	19.1	26.0	35.6	31.9	35.0	30.0	30.0	26.5	297.6
Fuel	138.5	154.5	158.4	164.7	167.8	220.6	264.0	237.9	268.5	272.2	255.4	281.7	2,584.2
Flared	0.0	0.0	0.0	0.0	0.0	0.0	0.0	0.0	0.0	0.0	0.0	0.0	0.0
Vented	0.1	0.1	1.1	1.0	0.2	1.2	1.2	1.2	1.3	0.0	0.7	1.0	9.1
Diff and Other	23.7	5.0	1.8	29.0	5.8	43.0	118.8	96.5	-80.2	71.3	88.6	201.7	605.0
Process and Frac													
Pentanes Plus	0.0	4.7	0.0	0.0	0.7	0.0	0.0	0.0	0.0	0.0	1.7	0.0	7.1
Propane	0.0	0.0	0.0	0.0	0.0	0.0	0.0	0.0	0.0	0.0	0.0	0.0	0.0
Butanes	0.0	0.0	0.0	0.0	0.0	0.0	0.0	0.0	0.0	0.0	0.0	0.0	0.0
Ethane	0.0	0.0	0.0	0.0	0.0	0.0	0.0	0.0	0.0	0.0	0.0	0.0	0.0
NGL	57.6	70.3	90.5	79.0	90.2	124.5	170.1	152.5	165.7	141.9	139.5	124.8	1,406.6
Sulphur	0.0	0.0	0.0	0.0	0.0	0.0	0.0	0.0	0.0	0.0	0.0	0.0	0.0
Sulphur Closing Inv	0.0	0.0	0.0	0.0	0.0	0.0	0.0	0.0	0.0	0.0	0.0	0.0	0.0

Unit of Measurement: Gas and Gas equivalent products: 1000m3, Liquids: m3, Sulphur: MTS

VPR6200

Facility ID ABGP0001789

Facility Name HADRIAN HIGHVALE 7-14

Facility Licence # 12113

Facility Operator OMP9 ZARGON

Production Month	201701	201702	201703	201704	201705	201706	201707	201708	201709	201710	201711	201712	Totals
Receipts													
Receipts from Alberta Facilities	446.4	349.7	577.5	674.0	414.1	363.2	468.0	959.1	904.6	878.7	748.5	527.1	7,310.9
Receipts from Non-Alberta Facilities	0.0	0.0	0.0	0.0	0.0	0.0	0.0	0.0	0.0	0.0	0.0	0.0	0.0
Dispositions													
Disposition													
Battery	0.0	0.0	0.0	0.0	0.0	0.0	0.0	0.0	0.0	0.0	0.0	0.0	0.0
Gas Gathering System	0.0	0.0	0.0	0.0	0.0	0.0	0.0	0.0	0.0	0.0	0.0	0.0	0.0
Gas Plant	0.0	0.0	0.0	0.0	0.0	0.0	0.0	0.0	0.0	0.0	0.0	0.0	0.0
Injection Facility	0.0	0.0	0.0	0.0	0.0	0.0	0.0	0.0	0.0	0.0	0.0	0.0	0.0
Meter Station	336.6	253.3	434.2	538.6	316.7	301.0	444.3	865.3	770.7	745.6	616.4	385.0	6,007.7
Other	0.0	0.0	0.0	0.0	0.0	0.0	0.0	0.0	0.0	0.0	0.0	0.0	0.0
Alberta Commercial	0.0	0.0	0.0	0.0	0.0	0.0	0.0	0.0	0.0	0.0	0.0	0.0	0.0
Alberta Industrial	0.0	0.0	0.0	0.0	0.0	0.0	0.0	0.0	0.0	0.0	0.0	0.0	0.0
Alberta Residential	0.0	0.0	0.0	0.0	0.0	0.0	0.0	0.0	0.0	0.0	0.0	0.0	0.0
Alberta Elec.Generation	0.0	0.0	0.0	0.0	0.0	0.0	0.0	0.0	0.0	0.0	0.0	0.0	0.0
Shrinkage													
Acid Gas	0.0	0.0	0.0	0.0	0.0	0.0	0.0	0.0	0.0	0.0	0.0	0.0	0.0
Other products	0.0	0.0	0.0	0.0	0.0	0.3	0.3	0.0	0.0	0.0	0.0	0.0	0.6
Fuel	46.9	50.3	73.1	90.8	64.6	51.3	30.6	103.2	93.5	89.1	88.7	85.8	867.9
Flared	0.0	0.0	0.0	0.0	0.0	0.0	0.0	0.0	0.0	0.0	0.0	0.0	0.0
Vented	0.0	0.0	0.0	0.0	0.0	0.0	0.0	0.0	0.0	0.0	0.0	0.0	0.0
Diff and Other	62.9	46.1	70.2	44.6	32.8	10.6	-7.2	-9.4	40.4	44.0	43.4	56.3	434.7
Process and Frac													
Pentanes Plus	0.0	0.0	0.0	0.0	0.0	0.0	0.0	0.0	0.0	0.0	0.0	0.0	0.0
Propane	0.0	0.0	0.0	0.0	0.0	0.0	0.0	0.0	0.0	0.0	0.0	0.0	0.0
Butanes	0.0	0.0	0.0	0.0	0.0	0.0	0.0	0.0	0.0	0.0	0.0	0.0	0.0
Ethane	0.0	0.0	0.0	0.0	0.0	0.0	0.0	0.0	0.0	0.0	0.0	0.0	0.0
NGL	0.0	0.0	0.0	0.0	0.0	1.3	1.3	0.0	0.0	0.0	0.0	0.0	2.6
Sulphur	0.0	0.0	0.0	0.0	0.0	0.0	0.0	0.0	0.0	0.0	0.0	0.0	0.0
Sulphur Closing Inv	0.0	0.0	0.0	0.0	0.0	0.0	0.0	0.0	0.0	0.0	0.0	0.0	0.0

Unit of Measurement: Gas and Gas equivalent products: 1000m3, Liquids: m3, Sulphur: MTS

VPR6200

Facility ID ABGP0001791

Facility Name TRILOGY CLOVER 9-34 PLANT #2

Facility Licence # 25678

Facility Operator OAW4 PARA

Production Month	201701	201702	201703	201704	201705	201706	201707	201708	201709	201710	201711	201712	Totals
Receipts													
Receipts from Alberta Facilities	5,990.3	5,812.9	6,300.2	4,897.0	5,893.1	5,693.2	5,550.7	5,485.9	5,239.5	4,685.2	4,791.5	734.9	61,074.4
Receipts from Non-Alberta Facilities	0.0	0.0	0.0	0.0	0.0	0.0	0.0	0.0	0.0	0.0	0.0	0.0	0.0
Dispositions													
Disposition													
Battery	0.0	0.0	0.0	0.0	0.0	0.0	0.0	0.0	0.0	0.0	0.0	0.0	0.0
Gas Gathering System	0.0	0.0	0.0	0.0	0.0	0.0	0.0	0.0	0.0	0.0	0.0	0.0	0.0
Gas Plant	0.0	0.0	0.0	0.0	0.0	0.0	0.0	0.0	0.0	0.0	0.0	0.0	0.0
Injection Facility	0.0	0.0	0.0	0.0	0.0	0.0	0.0	0.0	0.0	0.0	0.0	0.0	0.0
Meter Station	5,541.3	5,372.8	5,866.4	4,542.4	5,494.0	5,302.5	5,157.9	5,074.8	5,100.0	4,404.7	4,575.7	685.9	57,118.4
Other	0.0	0.0	0.0	0.0	0.0	0.0	0.0	0.0	0.0	0.0	0.0	0.0	0.0
Alberta Commercial	0.0	0.0	0.0	0.0	0.0	0.0	0.0	0.0	0.0	0.0	0.0	0.0	0.0
Alberta Industrial	0.0	0.0	0.0	0.0	0.0	0.0	0.0	0.0	0.0	0.0	0.0	0.0	0.0
Alberta Residential	0.0	0.0	0.0	0.0	0.0	0.0	0.0	0.0	0.0	0.0	0.0	0.0	0.0
Alberta Elec.Generation	0.0	0.0	0.0	0.0	0.0	0.0	0.0	0.0	0.0	0.0	0.0	0.0	0.0
Shrinkage													
Acid Gas	0.0	0.0	0.0	0.0	0.0	0.0	0.0	0.0	0.0	0.0	0.0	0.0	0.0
Other products	43.9	42.7	49.2	34.9	44.5	50.9	46.3	41.6	55.6	51.3	54.7	10.6	526.2
Fuel	198.7	185.7	206.6	167.9	200.9	194.8	0.0	205.9	200.9	165.1	189.0	29.2	1,944.7
Flared	0.0	0.0	0.0	0.0	0.0	0.0	0.0	0.0	0.0	0.0	0.0	0.0	0.0
Vented	0.1	0.9	0.1	0.9	0.1	0.9	0.0	0.8	0.0	1.9	0.1	4.0	9.8
Diff and Other	206.3	210.8	177.9	150.9	153.6	144.1	346.5	162.8	-117.0	62.2	-28.0	5.2	1,475.3
Process and Frac													
Pentanes Plus	212.5	206.7	238.1	168.7	215.5	246.2	223.9	201.5	268.8	248.3	264.5	51.3	2,546.0
Propane	0.0	0.0	0.0	0.0	0.0	0.0	0.0	0.0	0.0	0.0	0.0	0.0	0.0
Butanes	0.0	0.0	0.0	0.0	0.0	0.0	0.0	0.0	0.0	0.0	0.0	0.0	0.0
Ethane	0.0	0.0	0.0	0.0	0.0	0.0	0.0	0.0	0.0	0.0	0.0	0.0	0.0
NGL	0.0	0.0	0.0	0.0	0.0	0.0	0.0	0.0	0.0	0.0	0.0	0.0	0.0
Sulphur	0.0	0.0	0.0	0.0	0.0	0.0	0.0	0.0	0.0	0.0	0.0	0.0	0.0
Sulphur Closing Inv	0.0	0.0	0.0	0.0	0.0	0.0	0.0	0.0	0.0	0.0	0.0	0.0	0.0

Unit of Measurement: Gas and Gas equivalent products: 1000m3, Liquids: m3, Sulphur: MTS

VPR6200

Facility ID ABGP0001794

Facility Name HARVEST ET AL EVI 4-36-86-11W5

Facility Licence # 27509

Facility Operator OZOH HARVEST

Production Month	201701	201702	201703	201704	201705	201706	201707	201708	201709	201710	201711	201712	Totals
Receipts													
Receipts from Alberta Facilities	422.5	374.7	417.3	416.9	421.5	350.0	433.1	406.4	352.6	383.1	332.9	291.2	4,602.2
Receipts from Non-Alberta Facilities	0.0	0.0	0.0	0.0	0.0	0.0	0.0	0.0	0.0	0.0	0.0	0.0	0.0
Dispositions													
Disposition													
Battery	17.8	13.7	16.0	10.3	10.5	8.6	8.9	2.5	3.3	3.8	4.0	5.4	104.8
Gas Gathering System	93.7	88.6	33.9	33.9	35.2	41.6	62.1	56.7	27.5	33.1	40.1	60.7	607.1
Gas Plant	0.0	0.0	0.0	0.0	0.0	0.0	0.0	0.0	0.0	0.0	0.0	0.0	0.0
Injection Facility	0.0	0.0	0.0	0.0	0.0	0.0	0.0	0.0	0.0	0.0	0.0	0.0	0.0
Meter Station	0.0	0.0	0.0	0.0	0.0	0.0	0.0	0.0	0.0	0.0	0.0	0.0	0.0
Other	14.6	10.1	12.1	6.9	7.1	5.4	6.2	8.7	11.7	14.3	12.2	16.4	125.7
Alberta Commercial	0.0	0.0	0.0	0.0	0.0	0.0	0.0	0.0	0.0	0.0	0.0	0.0	0.0
Alberta Industrial	0.0	0.0	0.0	0.0	0.0	0.0	0.0	0.0	0.0	0.0	0.0	0.0	0.0
Alberta Residential	0.0	0.0	0.0	0.0	0.0	0.0	0.0	0.0	0.0	0.0	0.0	0.0	0.0
Alberta Elec.Generation	220.6	175.1	300.1	244.8	237.4	214.3	187.9	182.5	224.3	226.9	196.1	122.3	2,532.3
Shrinkage													
Acid Gas	0.0	0.0	0.0	0.0	0.0	0.0	0.0	0.0	0.0	0.0	0.0	0.0	0.0
Other products	54.6	43.4	51.7	52.7	53.6	50.3	61.2	68.6	59.4	61.5	48.9	29.2	635.1
Fuel	10.5	9.2	10.2	10.2	10.5	10.2	11.1	3.5	15.6	6.9	1.6	0.4	99.9
Flared	9.7	10.5	8.8	2.9	6.1	1.6	9.2	7.6	1.3	2.0	13.2	10.1	83.0
Vented	0.0	0.0	0.0	0.0	0.0	0.0	0.0	0.0	0.0	0.0	0.0	0.0	0.0
Diff and Other	1.0	24.1	-15.5	55.2	61.1	18.0	86.5	76.3	9.5	34.6	16.8	46.7	414.3
Process and Frac													
Pentanes Plus	0.0	0.0	0.0	0.0	0.0	0.0	0.0	0.0	0.0	0.0	0.0	0.0	0.0
Propane	0.0	0.0	0.0	0.0	0.0	0.0	0.0	0.0	0.0	0.0	0.0	0.0	0.0
Butanes	0.0	0.0	0.0	0.0	0.0	0.0	0.0	0.0	0.0	0.0	0.0	0.0	0.0
Ethane	0.0	0.0	0.0	0.0	0.0	0.0	0.0	0.0	0.0	0.0	0.0	0.0	0.0
NGL	226.4	178.8	214.0	230.4	239.7	222.3	270.7	285.1	246.4	250.7	206.1	121.5	2,692.1
Sulphur	0.0	0.0	0.0	0.0	0.0	0.0	0.0	0.0	0.0	0.0	0.0	0.0	0.0
Sulphur Closing Inv	0.0	0.0	0.0	0.0	0.0	0.0	0.0	0.0	0.0	0.0	0.0	0.0	0.0

Unit of Measurement: Gas and Gas equivalent products: 1000m3, Liquids: m3, Sulphur: MTS

VPR6200

Facility ID ABGP0001795

Facility Name 00/16-31-052-21W5 Med Lodge GP

Facility Licence # 26082

Facility Operator A6GD SINOPEC

Production Month	201701	201702	201703	201704	201705	201706	201707	201708	201709	201710	201711	201712	Totals
Receipts													
Receipts from Alberta Facilities	810.8	646.5	670.5	665.6	689.5	601.9	626.3	625.6	165.1	0.0	574.0	669.4	6,745.2
Receipts from Non-Alberta Facilities	0.0	0.0	0.0	0.0	0.0	0.0	0.0	0.0	0.0	0.0	0.0	0.0	0.0
Dispositions													
Disposition													
Battery	0.0	0.0	0.0	0.0	0.0	0.0	0.0	0.0	0.0	0.0	0.0	0.0	0.0
Gas Gathering System	0.0	0.0	0.0	0.0	0.0	0.0	0.0	0.0	0.0	0.0	0.0	0.0	0.0
Gas Plant	0.0	0.0	0.0	0.0	0.0	0.0	0.0	0.0	0.0	0.0	0.0	0.0	0.0
Injection Facility	0.0	0.0	0.0	0.0	0.0	0.0	0.0	0.0	0.0	0.0	0.0	0.0	0.0
Meter Station	763.3	601.8	601.2	599.0	610.2	511.8	581.4	580.2	152.3	0.0	572.3	625.5	6,199.0
Other	0.0	0.0	0.0	0.0	0.0	0.0	0.0	0.0	0.0	0.0	0.0	0.0	0.0
Alberta Commercial	0.0	0.0	0.0	0.0	0.0	0.0	0.0	0.0	0.0	0.0	0.0	0.0	0.0
Alberta Industrial	0.0	0.0	0.0	0.0	0.0	0.0	0.0	0.0	0.0	0.0	0.0	0.0	0.0
Alberta Residential	0.0	0.0	0.0	0.0	0.0	0.0	0.0	0.0	0.0	0.0	0.0	0.0	0.0
Alberta Elec.Generation	0.0	0.0	0.0	0.0	0.0	0.0	0.0	0.0	0.0	0.0	0.0	0.0	0.0
Shrinkage													
Acid Gas	0.0	0.0	0.0	0.0	0.0	0.0	0.0	0.0	0.0	0.0	0.0	0.0	0.0
Other products	9.1	6.9	6.3	7.7	6.7	5.2	4.1	5.9	1.7	0.0	6.4	8.0	68.0
Fuel	45.8	37.8	40.7	41.2	41.4	46.2	38.5	41.0	11.1	0.0	29.2	47.0	419.9
Flared	0.0	0.0	0.0	0.0	0.0	0.0	0.0	0.0	0.0	0.0	0.0	0.0	0.0
Vented	0.0	0.0	0.0	0.0	0.0	0.0	0.0	0.0	0.0	0.0	0.0	0.0	0.0
Diff and Other	-7.4	0.0	22.3	17.7	31.2	38.7	2.3	-1.5	0.0	0.0	-33.9	-11.1	58.3
Process and Frac													
Pentanes Plus	44.2	33.2	30.3	37.2	32.5	25.3	19.7	28.4	8.2	0.0	30.8	38.7	328.5
Propane	0.0	0.0	0.0	0.0	0.0	0.0	0.0	0.0	0.0	0.0	0.0	0.0	0.0
Butanes	0.0	0.0	0.0	0.0	0.0	0.0	0.0	0.0	0.0	0.0	0.0	0.0	0.0
Ethane	0.0	0.0	0.0	0.0	0.0	0.0	0.0	0.0	0.0	0.0	0.0	0.0	0.0
NGL	0.0	0.0	0.0	0.0	0.0	0.0	0.0	0.0	0.0	0.0	0.0	0.0	0.0
Sulphur	0.0	0.0	0.0	0.0	0.0	0.0	0.0	0.0	0.0	0.0	0.0	0.0	0.0
Sulphur Closing Inv	0.0	0.0	0.0	0.0	0.0	0.0	0.0	0.0	0.0	0.0	0.0	0.0	0.0

Unit of Measurement: Gas and Gas equivalent products: 1000m3, Liquids: m3, Sulphur: MTS

VPR6200
Facility ID ABGP0001797

Facility Name SHAMAN FENN BIG VALLEY GAS PLANT 15-22

Facility Licence # 22071

Facility Operator A663 TEAC

Production Month	201701	201702	201703	201704	201705	201706	201707	201708	201709	201710	201711	201712	Totals
Receipts													
Receipts from Alberta Facilities	1,344.6	1,186.1	1,373.6	1,334.2	1,367.4	1,297.2	1,321.4	1,326.1	1,268.2	1,197.8	1,198.8	1,206.2	15,421.6
Receipts from Non-Alberta Facilities	0.0	0.0	0.0	0.0	0.0	0.0	0.0	0.0	0.0	0.0	0.0	0.0	0.0
Dispositions													
Disposition													
Battery	0.0	0.0	0.0	0.0	0.0	0.0	0.0	0.0	0.0	0.0	0.0	0.0	0.0
Gas Gathering System	0.0	0.0	0.0	0.0	0.0	0.0	0.0	0.0	0.0	0.0	0.0	0.0	0.0
Gas Plant	0.0	0.0	0.0	0.0	0.0	0.0	0.0	0.0	0.0	0.0	0.0	0.0	0.0
Injection Facility	0.0	0.0	0.0	0.0	0.0	0.0	0.0	0.0	0.0	0.0	0.0	0.0	0.0
Meter Station	1,152.3	1,029.6	1,211.7	1,156.7	1,207.6	1,154.1	1,165.3	1,142.0	1,083.2	1,045.5	989.9	1,083.1	13,421.0
Other	0.0	0.0	0.0	0.0	0.0	0.0	0.0	0.0	0.0	0.0	0.0	0.0	0.0
Alberta Commercial	0.0	0.0	0.0	0.0	0.0	0.0	0.0	0.0	0.0	0.0	0.0	0.0	0.0
Alberta Industrial	0.0	0.0	0.0	0.0	0.0	0.0	0.0	0.0	0.0	0.0	0.0	0.0	0.0
Alberta Residential	0.0	0.0	0.0	0.0	0.0	0.0	0.0	0.0	0.0	0.0	0.0	0.0	0.0
Alberta Elec.Generation	0.0	0.0	0.0	0.0	0.0	0.0	0.0	0.0	0.0	0.0	0.0	0.0	0.0
Shrinkage													
Acid Gas	0.0	0.0	0.0	0.0	0.0	0.0	0.0	0.0	0.0	0.0	0.0	0.0	0.0
Other products	9.1	8.0	6.6	10.7	7.8	6.3	6.2	6.9	6.3	5.1	6.7	6.8	86.5
Fuel	116.2	98.6	94.3	104.8	101.4	96.9	99.8	97.3	94.8	91.7	86.6	93.7	1,176.1
Flared	0.0	0.0	0.0	0.0	0.0	0.0	0.0	0.0	0.0	0.0	0.0	0.0	0.0
Vented	1.5	0.0	3.2	0.6	0.5	1.1	0.5	0.8	1.9	0.0	0.0	0.8	10.9
Diff and Other	65.5	49.9	57.8	61.4	50.1	38.8	49.6	79.1	82.0	55.5	115.6	21.8	727.1
Process and Frac													
Pentanes Plus	43.8	38.6	31.7	51.7	37.7	30.3	29.8	33.5	30.3	24.6	32.6	32.8	417.4
Propane	0.0	0.0	0.0	0.0	0.0	0.0	0.0	0.0	0.0	0.0	0.0	0.0	0.0
Butanes	0.0	0.0	0.0	0.0	0.0	0.0	0.0	0.0	0.0	0.0	0.0	0.0	0.0
Ethane	0.0	0.0	0.0	0.0	0.0	0.0	0.0	0.0	0.0	0.0	0.0	0.0	0.0
NGL	0.0	0.0	0.0	0.0	0.0	0.0	0.0	0.0	0.0	0.0	0.0	0.0	0.0
Sulphur	0.0	0.0	0.0	0.0	0.0	0.0	0.0	0.0	0.0	0.0	0.0	0.0	0.0
Sulphur Closing Inv	0.0	0.0	0.0	0.0	0.0	0.0	0.0	0.0	0.0	0.0	0.0	0.0	0.0

Unit of Measurement: Gas and Gas equivalent products: 1000m3, Liquids: m3, Sulphur: MTS

VPR6200

Facility ID ABGP0001798

Facility Name NARRAWAY 10-08-62-10w6

Facility Licence # 26188

Facility Operator OHE9 CNRL

Production Month	201701	201702	201703	201704	201705	201706	201707	201708	201709	201710	201711	201712	Totals
Receipts													
Receipts from Alberta Facilities	63,382.5	57,397.5	59,542.3	61,474.7	60,339.9	55,618.1	53,899.4	40,092.8	62,630.4	61,963.7	57,382.4	60,598.0	694,321.7
Receipts from Non-Alberta Facilities	0.0	0.0	0.0	0.0	0.0	0.0	0.0	0.0	0.0	0.0	0.0	0.0	0.0
Dispositions													
Disposition													
Battery	0.0	0.0	0.0	0.0	0.0	0.0	0.0	0.0	0.0	0.0	0.0	0.0	0.0
Gas Gathering System	0.0	0.0	0.0	0.0	0.0	0.0	0.0	0.0	0.0	0.0	0.0	0.0	0.0
Gas Plant	0.0	0.0	0.0	0.0	0.0	0.0	0.0	0.0	0.0	0.0	0.0	0.0	0.0
Injection Facility	0.0	0.0	0.0	0.0	0.0	0.0	0.0	0.0	0.0	0.0	0.0	0.0	0.0
Meter Station	60,374.9	54,580.5	56,612.5	58,569.4	57,585.3	53,064.6	51,464.8	38,390.2	59,925.3	59,275.5	54,690.3	57,045.0	661,578.3
Other	0.0	0.0	0.0	0.0	0.0	0.0	0.0	0.0	0.0	0.0	0.0	0.0	0.0
Alberta Commercial	0.0	0.0	0.0	0.0	0.0	0.0	0.0	0.0	0.0	0.0	0.0	0.0	0.0
Alberta Industrial	0.0	0.0	0.0	0.0	0.0	0.0	0.0	0.0	0.0	0.0	0.0	0.0	0.0
Alberta Residential	0.0	0.0	0.0	0.0	0.0	0.0	0.0	0.0	0.0	0.0	0.0	0.0	0.0
Alberta Elec.Generation	0.0	0.0	0.0	0.0	0.0	0.0	0.0	0.0	0.0	0.0	0.0	0.0	0.0
Shrinkage													
Acid Gas	607.8	564.0	572.8	600.9	574.5	534.6	510.7	332.8	594.5	590.8	530.9	552.2	6,566.5
Other products	19.0	7.2	5.0	2.1	5.6	6.8	12.0	2.5	4.4	4.2	1.4	4.3	74.5
Fuel	1,613.0	1,502.5	1,508.9	1,482.5	1,448.4	1,352.8	1,306.1	936.5	1,396.7	1,435.0	1,391.6	1,499.2	16,873.2
Flared	0.6	1.8	6.0	3.3	1.2	1.8	7.2	2.4	1.5	2.7	6.5	2.7	37.7
Vented	0.0	0.0	0.0	0.0	0.0	0.0	0.0	0.0	0.0	0.0	0.0	0.0	0.0
Diff and Other	767.2	741.5	837.1	816.5	724.9	657.5	598.6	428.4	708.0	655.5	761.7	1,494.6	9,191.5
Process and Frac													
Pentanes Plus	92.0	34.6	24.2	10.1	27.1	32.9	58.2	12.0	21.1	20.3	6.7	20.9	360.1
Propane	0.0	0.0	0.0	0.0	0.0	0.0	0.0	0.0	0.0	0.0	0.0	0.0	0.0
Butanes	0.0	0.0	0.0	0.0	0.0	0.0	0.0	0.0	0.0	0.0	0.0	0.0	0.0
Ethane	0.0	0.0	0.0	0.0	0.0	0.0	0.0	0.0	0.0	0.0	0.0	0.0	0.0
NGL	0.0	0.0	0.0	0.0	0.0	0.0	0.0	0.0	0.0	0.0	0.0	0.0	0.0
Sulphur	0.0	0.0	0.0	0.0	0.0	0.0	0.0	0.0	0.0	0.0	0.0	0.0	0.0
Sulphur Closing Inv	0.0	0.0	0.0	0.0	0.0	0.0	0.0	0.0	0.0	0.0	0.0	0.0	0.0

Unit of Measurement: Gas and Gas equivalent products: 1000m3, Liquids: m3, Sulphur: MTS

VPR6200

Facility ID ABGP0001799

Facility Name husky overchem mitsue 11-32

Facility Licence # 15111

Facility Operator OR46 HUSKY

Production Month	201701	201702	201703	201704	201705	201706	201707	201708	201709	201710	201711	201712	Totals
Receipts													
Receipts from Alberta Facilities	975.7	1,158.1	1,260.0	1,223.5	1,138.0	1,055.2	1,062.5	984.3	903.7	478.4	770.9	754.0	11,764.3
Receipts from Non-Alberta Facilities	0.0	0.0	0.0	0.0	0.0	0.0	0.0	0.0	0.0	0.0	0.0	0.0	0.0
Dispositions													
Disposition													
Battery	0.0	0.0	0.0	0.0	0.0	0.0	0.0	0.0	0.0	0.0	0.0	0.0	0.0
Gas Gathering System	0.0	0.0	0.0	0.0	0.0	0.0	0.0	0.0	0.0	0.0	0.0	0.0	0.0
Gas Plant	0.0	0.0	0.0	0.0	0.0	0.0	0.0	0.0	0.0	0.0	0.0	0.0	0.0
Injection Facility	0.0	0.0	0.0	0.0	0.0	0.0	0.0	0.0	0.0	0.0	0.0	0.0	0.0
Meter Station	880.8	1,069.7	1,165.7	1,121.6	1,040.0	964.6	972.1	900.4	824.3	428.4	691.2	686.6	10,745.4
Other	0.0	0.0	0.0	0.0	0.0	0.0	0.0	0.0	0.0	0.0	0.0	0.0	0.0
Alberta Commercial	0.0	0.0	0.0	0.0	0.0	0.0	0.0	0.0	0.0	0.0	0.0	0.0	0.0
Alberta Industrial	0.0	0.0	0.0	0.0	0.0	0.0	0.0	0.0	0.0	0.0	0.0	0.0	0.0
Alberta Residential	0.0	0.0	0.0	0.0	0.0	0.0	0.0	0.0	0.0	0.0	0.0	0.0	0.0
Alberta Elec.Generation	0.0	0.0	0.0	0.0	0.0	0.0	0.0	0.0	0.0	0.0	0.0	0.0	0.0
Shrinkage													
Acid Gas	0.0	0.0	0.0	0.0	0.0	0.0	0.0	0.0	0.0	0.0	0.0	0.0	0.0
Other products	0.0	0.0	0.0	0.0	0.0	0.0	0.0	0.0	0.0	0.0	0.0	0.0	0.0
Fuel	88.3	90.6	98.3	96.6	91.6	85.3	86.9	85.0	82.9	58.6	73.4	74.6	1,012.1
Flared	0.0	0.0	0.0	0.0	0.0	0.0	0.0	0.0	0.0	0.0	0.0	0.0	0.0
Vented	0.6	0.6	1.2	0.3	2.2	2.2	1.2	1.2	0.6	0.6	0.5	2.0	13.2
Diff and Other	6.0	-2.8	-5.2	5.0	4.2	3.1	2.3	-2.3	-4.1	-9.2	5.8	-9.2	-6.4
Process and Frac													
Pentanes Plus	0.0	0.0	0.0	0.0	0.0	0.0	0.0	0.0	0.0	0.0	0.0	0.0	0.0
Propane	0.0	0.0	0.0	0.0	0.0	0.0	0.0	0.0	0.0	0.0	0.0	0.0	0.0
Butanes	0.0	0.0	0.0	0.0	0.0	0.0	0.0	0.0	0.0	0.0	0.0	0.0	0.0
Ethane	0.0	0.0	0.0	0.0	0.0	0.0	0.0	0.0	0.0	0.0	0.0	0.0	0.0
NGL	0.0	0.0	0.0	0.0	0.0	0.0	0.0	0.0	0.0	0.0	0.0	0.0	0.0
Sulphur	0.0	0.0	0.0	0.0	0.0	0.0	0.0	0.0	0.0	0.0	0.0	0.0	0.0
Sulphur Closing Inv	0.0	0.0	0.0	0.0	0.0	0.0	0.0	0.0	0.0	0.0	0.0	0.0	0.0

Unit of Measurement: Gas and Gas equivalent products: 1000m3, Liquids: m3, Sulphur: MTS

VPR6200

Facility ID ABGP0001800

Facility Name aec sufficeild a2 solution gas plant facility 16-15

Facility Licence # 23331

Facility Operator A5D4 CVE

Production Month	201701	201702	201703	201704	201705	201706	201707	201708	201709	201710	201711	201712	Totals
Receipts													
Receipts from Alberta Facilities	4,221.1	3,880.0	4,357.2	4,370.0	4,301.6	4,296.0	4,429.0	4,420.4	4,033.8	4,401.1	4,461.7	4,541.2	51,713.1
Receipts from Non-Alberta Facilities	0.0	0.0	0.0	0.0	0.0	0.0	0.0	0.0	0.0	0.0	0.0	0.0	0.0
Dispositions													
Disposition													
Battery	1,351.2	1,199.1	1,376.6	1,177.1	1,057.7	977.6	947.2	963.0	975.7	1,046.4	1,108.4	1,165.6	13,345.6
Gas Gathering System	0.0	0.0	0.0	0.0	0.0	0.0	0.0	0.0	0.0	0.0	0.0	0.0	0.0
Gas Plant	0.0	0.0	0.0	0.0	0.0	0.0	0.0	0.0	0.0	0.0	0.0	0.0	0.0
Injection Facility	0.0	0.0	0.0	0.0	0.0	0.0	0.0	0.0	0.0	0.0	0.0	0.0	0.0
Meter Station	2,246.6	2,167.8	2,629.0	2,720.5	2,815.5	2,859.9	2,984.4	2,923.8	2,563.3	2,641.5	2,496.4	2,507.1	31,555.8
Other	0.0	0.0	0.0	0.0	0.0	0.0	0.0	0.0	0.0	0.0	0.0	0.0	0.0
Alberta Commercial	0.0	0.0	0.0	0.0	0.0	0.0	0.0	0.0	0.0	0.0	0.0	0.0	0.0
Alberta Industrial	0.0	0.0	0.0	0.0	0.0	0.0	0.0	0.0	0.0	0.0	0.0	0.0	0.0
Alberta Residential	0.0	0.0	0.0	0.0	0.0	0.0	0.0	0.0	0.0	0.0	0.0	0.0	0.0
Alberta Elec.Generation	0.0	0.0	0.0	0.0	0.0	0.0	0.0	0.0	0.0	0.0	0.0	0.0	0.0
Shrinkage													
Acid Gas	197.3	171.9	180.7	173.0	178.3	177.4	176.6	179.5	171.2	172.6	184.3	182.6	2,145.4
Other products	21.0	21.7	13.3	19.7	14.9	19.6	13.2	19.4	13.2	13.4	19.8	13.3	202.5
Fuel	392.2	356.1	398.7	380.4	389.1	371.3	382.6	383.5	393.9	435.3	426.6	432.5	4,742.2
Flared	0.0	5.2	0.0	0.2	1.4	2.5	0.9	0.6	0.0	0.0	0.0	0.0	10.8
Vented	1.0	1.1	1.0	0.9	1.2	1.1	1.0	1.2	0.9	0.9	0.9	1.0	12.2
Diff and Other	11.8	-42.9	-242.1	-101.8	-156.5	-113.4	-76.9	-50.6	-84.4	91.0	225.3	239.1	-301.4
Process and Frac													
Pentanes Plus	101.8	105.0	64.4	95.5	71.9	95.0	63.8	94.1	64.1	65.0	95.8	64.2	980.6
Propane	0.0	0.0	0.0	0.0	0.0	0.0	0.0	0.0	0.0	0.0	0.0	0.0	0.0
Butanes	0.0	0.0	0.0	0.0	0.0	0.0	0.0	0.0	0.0	0.0	0.0	0.0	0.0
Ethane	0.0	0.0	0.0	0.0	0.0	0.0	0.0	0.0	0.0	0.0	0.0	0.0	0.0
NGL	0.0	0.0	0.0	0.0	0.0	0.0	0.0	0.0	0.0	0.0	0.0	0.0	0.0
Sulphur	0.0	0.0	0.0	0.0	0.0	0.0	0.0	0.0	0.0	0.0	0.0	0.0	0.0
Sulphur Closing Inv	0.0	0.0	0.0	0.0	0.0	0.0	0.0	0.0	0.0	0.0	0.0	0.0	0.0

Unit of Measurement: Gas and Gas equivalent products: 1000m3, Liquids: m3, Sulphur: MTS

VPR6200

Facility ID ABGP0001831

Facility Name husky boyer haig river steen 01-17

Facility Licence # 25340

Facility Operator OR46

Production Month	201701	201702	201703	201704	201705	201706	201707	201708	201709	201710	201711	201712	Totals
	SHUTIN	SHUTIN	SHUTIN	SHUTIN	SHUTIN								
Receipts													
Receipts from Alberta Facilities	0.0	0.0	0.0	0.0	0.0	0.0	0.0	0.0	0.0	0.0	0.0	0.0	0.0
Receipts from Non-Alberta Facilities	0.0	0.0	0.0	0.0	0.0	0.0	0.0	0.0	0.0	0.0	0.0	0.0	0.0
Dispositions													
Disposition													
Battery	0.0	0.0	0.0	0.0	0.0	0.0	0.0	0.0	0.0	0.0	0.0	0.0	0.0
Gas Gathering System	0.0	0.0	0.0	0.0	0.0	0.0	0.0	0.0	0.0	0.0	0.0	0.0	0.0
Gas Plant	0.0	0.0	0.0	0.0	0.0	0.0	0.0	0.0	0.0	0.0	0.0	0.0	0.0
Injection Facility	0.0	0.0	0.0	0.0	0.0	0.0	0.0	0.0	0.0	0.0	0.0	0.0	0.0
Meter Station	0.0	0.0	0.0	0.0	0.0	0.0	0.0	0.0	0.0	0.0	0.0	0.0	0.0
Other	0.0	0.0	0.0	0.0	0.0	0.0	0.0	0.0	0.0	0.0	0.0	0.0	0.0
Alberta Commercial	0.0	0.0	0.0	0.0	0.0	0.0	0.0	0.0	0.0	0.0	0.0	0.0	0.0
Alberta Industrial	0.0	0.0	0.0	0.0	0.0	0.0	0.0	0.0	0.0	0.0	0.0	0.0	0.0
Alberta Residential	0.0	0.0	0.0	0.0	0.0	0.0	0.0	0.0	0.0	0.0	0.0	0.0	0.0
Alberta Elec.Generation	0.0	0.0	0.0	0.0	0.0	0.0	0.0	0.0	0.0	0.0	0.0	0.0	0.0
Shrinkage													
Acid Gas	0.0	0.0	0.0	0.0	0.0	0.0	0.0	0.0	0.0	0.0	0.0	0.0	0.0
Other products	0.0	0.0	0.0	0.0	0.0	0.0	0.0	0.0	0.0	0.0	0.0	0.0	0.0
Fuel	0.0	0.0	0.0	0.0	0.0	0.0	0.0	0.0	0.0	0.0	0.0	0.0	0.0
Flared	0.0	0.0	0.0	0.0	0.0	0.0	0.0	0.0	0.0	0.0	0.0	0.0	0.0
Vented	0.0	0.0	0.0	0.0	0.0	0.0	0.0	0.0	0.0	0.0	0.0	0.0	0.0
Diff and Other	0.0	0.0	0.0	0.0	0.0	0.0	0.0	0.0	0.0	0.0	0.0	0.0	0.0
Process and Frac													
Pentanes Plus	0.0	0.0	0.0	0.0	0.0	0.0	0.0	0.0	0.0	0.0	0.0	0.0	0.0
Propane	0.0	0.0	0.0	0.0	0.0	0.0	0.0	0.0	0.0	0.0	0.0	0.0	0.0
Butanes	0.0	0.0	0.0	0.0	0.0	0.0	0.0	0.0	0.0	0.0	0.0	0.0	0.0
Ethane	0.0	0.0	0.0	0.0	0.0	0.0	0.0	0.0	0.0	0.0	0.0	0.0	0.0
NGL	0.0	0.0	0.0	0.0	0.0	0.0	0.0	0.0	0.0	0.0	0.0	0.0	0.0
Sulphur	0.0	0.0	0.0	0.0	0.0	0.0	0.0	0.0	0.0	0.0	0.0	0.0	0.0
Sulphur Closing Inv	0.0	0.0	0.0	0.0	0.0	0.0	0.0	0.0	0.0	0.0	0.0	0.0	0.0

VPR6200

Facility ID ABGP0001832

Facility Name DAWSON 8-26-79-16W5

Facility Licence # 16333

Facility Operator OHE9 CNRL

Production Month	201701	201702	201703	201704	201705	201706	201707	201708	201709	201710	201711	201712	Totals
SHUTIN													
Receipts													
Receipts from Alberta Facilities	26.4	33.1	37.4	38.3	40.8	39.6	27.5	18.8	0.0	0.0	0.0	0.0	261.9
Receipts from Non-Alberta Facilities	0.0	0.0	0.0	0.0	0.0	0.0	0.0	0.0	0.0	0.0	0.0	0.0	0.0
Dispositions													
Disposition													
Battery	0.0	0.0	0.0	0.0	0.0	0.0	0.0	0.0	0.0	0.0	0.0	0.0	0.0
Gas Gathering System	0.0	0.0	0.0	0.0	0.0	0.0	0.0	0.0	0.0	0.0	0.0	0.0	0.0
Gas Plant	0.0	0.0	0.0	0.0	0.0	0.0	0.0	0.0	0.0	0.0	0.0	0.0	0.0
Injection Facility	0.0	0.0	0.0	0.0	0.0	0.0	0.0	0.0	0.0	0.0	0.0	0.0	0.0
Meter Station	0.0	0.0	0.0	0.0	0.0	0.0	0.0	0.0	0.0	0.0	0.0	0.0	0.0
Other	0.0	0.0	0.0	0.0	0.0	0.0	0.0	0.0	0.0	0.0	0.0	0.0	0.0
Alberta Commercial	0.0	0.0	0.0	0.0	0.0	0.0	0.0	0.0	0.0	0.0	0.0	0.0	0.0
Alberta Industrial	0.0	0.0	0.0	0.0	0.0	0.0	0.0	0.0	0.0	0.0	0.0	0.0	0.0
Alberta Residential	0.0	0.0	0.0	0.0	0.0	0.0	0.0	0.0	0.0	0.0	0.0	0.0	0.0
Alberta Elec.Generation	0.0	0.0	0.0	0.0	0.0	0.0	0.0	0.0	0.0	0.0	0.0	0.0	0.0
Shrinkage													
Acid Gas	0.0	0.0	0.0	0.0	0.0	0.0	0.0	0.0	0.0	0.0	0.0	0.0	0.0
Other products	5.5	6.8	6.2	3.4	3.1	1.8	1.1	0.0	0.0	0.0	0.0	0.0	27.9
Fuel	11.1	7.9	9.3	8.8	6.1	5.5	5.6	0.4	0.0	0.0	0.0	0.0	54.7
Flared	9.9	18.5	22.2	26.2	31.6	32.2	20.8	18.4	0.0	0.0	0.0	0.0	179.8
Vented	0.0	0.0	0.0	0.0	0.0	0.0	0.0	0.0	0.0	0.0	0.0	0.0	0.0
Diff and Other	-0.1	-0.1	-0.3	-0.1	0.0	0.1	0.0	0.0	0.0	0.0	0.0	0.0	-0.5
Process and Frac													
Pentanes Plus	0.0	0.0	0.0	0.0	0.0	0.0	0.0	0.0	0.0	0.0	0.0	0.0	0.0
Propane	0.0	0.0	0.0	0.0	0.0	0.0	0.0	0.0	0.0	0.0	0.0	0.0	0.0
Butanes	0.0	0.0	0.0	0.0	0.0	0.0	0.0	0.0	0.0	0.0	0.0	0.0	0.0
Ethane	0.0	0.0	0.0	0.0	0.0	0.0	0.0	0.0	0.0	0.0	0.0	0.0	0.0
NGL	23.0	28.2	25.0	14.0	13.0	8.0	4.6	0.0	0.0	0.0	0.0	0.0	115.8
Sulphur	0.0	0.0	0.0	0.0	0.0	0.0	0.0	0.0	0.0	0.0	0.0	0.0	0.0
Sulphur Closing Inv	0.0	0.0	0.0	0.0	0.0	0.0	0.0	0.0	0.0	0.0	0.0	0.0	0.0

VPR6200

Facility ID ABGP0001836

Facility Name D Energy Benton 10-18-29-3W4

Facility Licence # 3877

Facility Operator A68P

Production Month	201701	201702	201703	201704	201705	201706	201707	201708	201709	201710	201711	201712	Totals
Receipts													
Receipts from Alberta Facilities	434.2	521.7	572.1	518.5	536.7	525.1	508.0	496.8	482.1	487.0	473.7	442.5	5,998.4
Receipts from Non-Alberta Facilities	0.0	0.0	0.0	0.0	0.0	0.0	0.0	0.0	0.0	0.0	0.0	0.0	0.0
Dispositions													
Disposition													
Battery	0.0	0.0	0.0	0.0	0.0	0.0	0.0	0.0	0.0	0.0	0.0	0.0	0.0
Gas Gathering System	0.0	0.0	0.0	0.0	0.0	0.0	0.0	0.0	0.0	0.0	0.0	0.0	0.0
Gas Plant	0.0	0.0	0.0	0.0	0.0	0.0	0.0	0.0	0.0	0.0	0.0	0.0	0.0
Injection Facility	0.0	0.0	0.0	0.0	0.0	0.0	0.0	0.0	0.0	0.0	0.0	0.0	0.0
Meter Station	364.8	444.9	468.7	441.5	452.8	398.4	415.0	415.3	397.0	392.5	383.5	341.7	4,916.1
Other	0.0	0.0	0.0	0.0	0.0	0.0	0.0	0.0	0.0	0.0	0.0	0.0	0.0
Alberta Commercial	0.0	0.0	0.0	0.0	0.0	0.0	0.0	0.0	0.0	0.0	0.0	0.0	0.0
Alberta Industrial	0.0	0.0	0.0	0.0	0.0	0.0	0.0	0.0	0.0	0.0	0.0	0.0	0.0
Alberta Residential	0.0	0.0	0.0	0.0	0.0	0.0	0.0	0.0	0.0	0.0	0.0	0.0	0.0
Alberta Elec.Generation	0.0	0.0	0.0	0.0	0.0	0.0	0.0	0.0	0.0	0.0	0.0	0.0	0.0
Shrinkage													
Acid Gas	0.0	0.0	0.0	0.0	0.0	0.0	0.0	0.0	0.0	0.0	0.0	0.0	0.0
Other products	0.0	0.0	0.0	0.0	0.0	0.0	0.0	0.0	0.0	0.0	0.0	0.0	0.0
Fuel	92.6	81.3	89.0	84.6	86.8	87.2	94.2	86.6	86.0	82.9	69.6	91.5	1,032.3
Flared	0.0	0.0	0.0	0.0	0.0	0.0	0.0	0.0	0.0	0.0	0.0	0.0	0.0
Vented	0.0	0.0	0.0	0.0	0.0	0.0	0.0	0.0	0.0	0.0	0.0	0.0	0.0
Diff and Other	-23.2	-4.5	14.4	-7.6	-2.9	39.5	-1.2	-5.1	-0.9	11.6	20.6	9.3	50.0
Process and Frac													
Pentanes Plus	0.0	0.0	0.0	0.0	0.0	0.0	0.0	0.0	0.0	0.0	0.0	0.0	0.0
Propane	0.0	0.0	0.0	0.0	0.0	0.0	0.0	0.0	0.0	0.0	0.0	0.0	0.0
Butanes	0.0	0.0	0.0	0.0	0.0	0.0	0.0	0.0	0.0	0.0	0.0	0.0	0.0
Ethane	0.0	0.0	0.0	0.0	0.0	0.0	0.0	0.0	0.0	0.0	0.0	0.0	0.0
NGL	0.0	0.0	0.0	0.0	0.0	0.0	0.0	0.0	0.0	0.0	0.0	0.0	0.0
Sulphur	0.0	0.0	0.0	0.0	0.0	0.0	0.0	0.0	0.0	0.0	0.0	0.0	0.0
Sulphur Closing Inv	0.0	0.0	0.0	0.0	0.0	0.0	0.0	0.0	0.0	0.0	0.0	0.0	0.0

Unit of Measurement: Gas and Gas equivalent products: 1000m3, Liquids: m3, Sulphur: MTS

VPR6200
Facility ID ABGP0001840

Facility Name penn west vista creek 15-10

Facility Licence # 26563

Facility Operator A7LX Wormwood

Production Month	201701	201702	201703	201704	201705	201706	201707	201708	201709	201710	201711	201712	Totals
Receipts													
Receipts from Alberta Facilities	1,196.1	972.2	1,013.8	1,012.0	1,071.2	936.4	928.7	994.0	921.7	889.2	732.5	855.9	11,523.7
Receipts from Non-Alberta Facilities	0.0	0.0	0.0	0.0	0.0	0.0	0.0	0.0	0.0	0.0	0.0	0.0	0.0
Dispositions													
Disposition													
Battery	0.0	0.0	0.0	0.0	0.0	0.0	0.0	0.0	0.0	0.0	0.0	0.0	0.0
Gas Gathering System	0.0	0.0	0.0	0.0	0.0	0.0	0.0	0.0	0.0	0.0	0.0	0.0	0.0
Gas Plant	0.0	0.0	0.0	0.0	0.0	0.0	0.0	0.0	0.0	0.0	0.0	0.0	0.0
Injection Facility	0.0	0.0	0.0	0.0	0.0	0.0	0.0	0.0	0.0	0.0	0.0	0.0	0.0
Meter Station	907.5	773.7	826.3	862.0	890.4	834.1	768.7	840.1	805.8	830.4	737.4	738.2	9,814.6
Other	0.0	0.0	0.0	0.0	0.0	0.0	0.0	0.0	0.0	0.0	0.0	0.0	0.0
Alberta Commercial	0.0	0.0	0.0	0.0	0.0	0.0	0.0	0.0	0.0	0.0	0.0	0.0	0.0
Alberta Industrial	0.0	0.0	0.0	0.0	0.0	0.0	0.0	0.0	0.0	0.0	0.0	0.0	0.0
Alberta Residential	0.0	0.0	0.0	0.0	0.0	0.0	0.0	0.0	0.0	0.0	0.0	0.0	0.0
Alberta Elec.Generation	0.0	0.0	0.0	0.0	0.0	0.0	0.0	0.0	0.0	0.0	0.0	0.0	0.0
Shrinkage													
Acid Gas	0.0	0.0	0.0	0.0	0.0	0.0	0.0	0.0	0.0	0.0	0.0	0.0	0.0
Other products	0.0	0.0	0.0	0.0	0.0	0.0	0.0	0.0	0.0	0.0	0.0	0.0	0.0
Fuel	139.9	120.5	128.3	130.5	128.8	123.0	104.9	127.8	122.1	107.9	119.6	110.0	1,463.3
Flared	0.0	0.0	0.0	0.0	0.0	0.0	0.0	0.0	0.0	0.0	0.0	0.0	0.0
Vented	0.0	0.0	0.0	0.0	0.0	0.0	0.0	0.0	0.0	0.0	0.0	0.0	0.0
Diff and Other	148.7	78.0	59.2	19.5	52.0	-20.7	55.1	26.1	-6.2	-49.1	-124.5	7.7	245.8
Process and Frac													
Pentanes Plus	0.0	0.0	0.0	0.0	0.0	0.0	0.0	0.0	0.0	0.0	0.0	0.0	0.0
Propane	0.0	0.0	0.0	0.0	0.0	0.0	0.0	0.0	0.0	0.0	0.0	0.0	0.0
Butanes	0.0	0.0	0.0	0.0	0.0	0.0	0.0	0.0	0.0	0.0	0.0	0.0	0.0
Ethane	0.0	0.0	0.0	0.0	0.0	0.0	0.0	0.0	0.0	0.0	0.0	0.0	0.0
NGL	0.0	0.0	0.0	0.0	0.0	0.0	0.0	0.0	0.0	0.0	0.0	0.0	0.0
Sulphur	0.0	0.0	0.0	0.0	0.0	0.0	0.0	0.0	0.0	0.0	0.0	0.0	0.0
Sulphur Closing Inv	0.0	0.0	0.0	0.0	0.0	0.0	0.0	0.0	0.0	0.0	0.0	0.0	0.0

Unit of Measurement: Gas and Gas equivalent products: 1000m3, Liquids: m3, Sulphur: MTS

VPR6200

Facility ID ABGP0001841

Facility Name BERLAND SWEET PLANT 14-15-59-24W5

Facility Licence # 26841

Facility Operator A573 TOURMALINE

Production Month	201701	201702	201703	201704	201705	201706	201707	201708	201709	201710	201711	201712	Totals
Receipts													
Receipts from Alberta Facilities	77,814.7	74,818.1	90,310.1	89,582.6	86,255.7	82,560.2	80,844.8	78,069.7	71,535.4	84,832.5	78,280.7	81,866.7	976,771.2
Receipts from Non-Alberta Facilities	0.0	0.0	0.0	0.0	0.0	0.0	0.0	0.0	0.0	0.0	0.0	0.0	0.0
Dispositions													
Disposition													
Battery	1.0	3.9	5.4	0.1	0.0	0.0	0.0	0.0	0.0	0.0	0.0	0.0	10.4
Gas Gathering System	292.1	242.0	263.4	266.5	214.7	36.3	101.7	196.2	147.9	284.6	304.9	322.0	2,672.3
Gas Plant	0.0	0.0	0.0	0.0	0.0	0.0	0.0	0.0	0.0	0.0	0.0	0.0	0.0
Injection Facility	0.0	0.0	0.0	0.0	0.0	0.0	0.0	0.0	0.0	0.0	0.0	0.0	0.0
Meter Station	75,903.0	72,456.1	88,355.1	88,153.4	84,692.9	80,992.9	79,508.0	76,190.7	70,059.5	82,832.9	76,443.4	80,074.2	955,662.1
Other	0.0	0.0	0.0	0.0	0.0	0.0	0.0	0.0	0.0	0.0	0.0	0.0	0.0
Alberta Commercial	0.0	0.0	0.0	0.0	0.0	0.0	0.0	0.0	0.0	0.0	0.0	0.0	0.0
Alberta Industrial	0.0	0.0	0.0	0.0	0.0	0.0	0.0	0.0	0.0	0.0	0.0	0.0	0.0
Alberta Residential	0.0	0.0	0.0	0.0	0.0	0.0	0.0	0.0	0.0	0.0	0.0	0.0	0.0
Alberta Elec.Generation	0.0	0.0	0.0	0.0	0.0	0.0	0.0	0.0	0.0	0.0	0.0	0.0	0.0
Shrinkage													
Acid Gas	0.0	0.0	0.0	0.0	0.0	0.0	0.0	0.0	0.0	0.0	0.0	0.0	0.0
Other products	596.1	602.0	540.8	538.6	545.7	527.8	436.2	705.3	526.5	724.7	616.3	610.7	6,970.7
Fuel	2,674.0	2,651.0	3,087.4	2,964.1	2,940.6	2,420.9	2,022.2	1,973.8	2,104.1	2,176.0	2,050.4	2,089.4	29,153.9
Flared	22.2	9.9	10.1	13.4	21.1	29.7	40.3	48.4	11.1	21.4	4.1	21.4	253.1
Vented	4.4	3.1	2.5	3.6	4.5	2.9	1.5	4.4	6.4	2.9	3.2	3.7	43.1
Diff and Other	-1,678.1	-1,149.9	-1,954.6	-2,357.1	-2,163.8	-1,450.3	-1,265.1	-1,049.1	-1,320.1	-1,210.0	-1,141.6	-1,254.7	-17,994.4
Process and Frac													
Pentanes Plus	2,430.9	2,369.8	2,087.9	1,970.0	2,111.9	1,988.8	1,827.7	2,810.9	1,709.2	2,367.0	2,063.8	2,428.2	26,166.1
Propane	0.0	0.0	0.0	0.0	0.0	0.0	0.0	0.0	0.0	0.0	0.0	0.0	0.0
Butanes	0.0	0.0	0.0	0.0	0.0	0.0	0.0	0.0	0.0	0.0	0.0	0.0	0.0
Ethane	0.0	0.0	0.0	0.0	0.0	0.0	0.0	0.0	0.0	0.0	0.0	0.0	0.0
NGL	445.4	526.7	510.6	615.8	511.6	547.8	281.3	554.9	752.1	1,049.1	842.6	451.6	7,089.5
Sulphur	0.0	0.0	0.0	0.0	0.0	0.0	0.0	0.0	0.0	0.0	0.0	0.0	0.0
Sulphur Closing Inv	0.0	0.0	0.0	0.0	0.0	0.0	0.0	0.0	0.0	0.0	0.0	0.0	0.0

Unit of Measurement: Gas and Gas equivalent products: 1000m3, Liquids: m3, Sulphur: MTS

VPR6200
Facility ID ABGP0001845

Facility Name 00/01-16-075-01W6 Kakut GP Sweet

Facility Licence # 26434

Facility Operator A6GD SINOPEC

Production Month	201701	201702	201703	201704	201705	201706	201707	201708	201709	201710	201711	201712	Totals
Receipts													
Receipts from Alberta Facilities	909.1	826.9	891.3	845.7	947.5	843.6	830.7	756.1	714.5	835.7	806.9	753.9	9,961.9
Receipts from Non-Alberta Facilities	0.0	0.0	0.0	0.0	0.0	0.0	0.0	0.0	0.0	0.0	0.0	0.0	0.0
Dispositions													
Disposition													
Battery	3.5	3.1	1.9	2.8	0.9	0.9	0.9	0.8	0.8	2.6	1.9	1.9	22.0
Gas Gathering System	0.0	0.0	0.0	0.0	0.0	0.0	0.0	0.0	0.0	0.0	0.0	0.0	0.0
Gas Plant	0.0	0.0	0.0	0.0	0.0	0.0	0.0	0.0	0.0	0.0	0.0	0.0	0.0
Injection Facility	0.0	0.0	0.0	0.0	0.0	0.0	0.0	0.0	0.0	0.0	0.0	0.0	0.0
Meter Station	836.8	739.2	837.0	802.4	883.2	787.7	776.2	702.7	672.0	759.7	711.5	686.3	9,194.7
Other	0.0	0.0	0.0	0.0	0.0	0.0	0.0	0.0	0.0	0.0	0.0	0.0	0.0
Alberta Commercial	0.0	0.0	0.0	0.0	0.0	0.0	0.0	0.0	0.0	0.0	0.0	0.0	0.0
Alberta Industrial	0.0	0.0	0.0	0.0	0.0	0.0	0.0	0.0	0.0	0.0	0.0	0.0	0.0
Alberta Residential	0.0	0.0	0.0	0.0	0.0	0.0	0.0	0.0	0.0	0.0	0.0	0.0	0.0
Alberta Elec.Generation	0.0	0.0	0.0	0.0	0.0	0.0	0.0	0.0	0.0	0.0	0.0	0.0	0.0
Shrinkage													
Acid Gas	0.0	0.0	0.0	0.0	0.0	0.0	0.0	0.0	0.0	0.0	0.0	0.0	0.0
Other products	5.8	3.1	5.4	5.6	2.2	3.3	5.8	3.9	4.5	4.3	4.5	4.7	53.1
Fuel	107.0	85.6	90.1	75.9	82.6	80.3	87.0	85.1	61.6	84.5	82.7	88.7	1,011.1
Flared	0.0	0.0	0.0	0.0	0.0	0.0	0.0	0.0	0.2	0.2	0.1	0.1	0.6
Vented	0.0	0.0	0.0	0.0	0.0	0.0	0.0	0.0	1.2	1.4	1.6	1.6	5.8
Diff and Other	-44.0	-4.1	-43.1	-41.0	-21.4	-28.6	-39.2	-36.4	-25.8	-17.0	4.6	-29.4	-325.4
Process and Frac													
Pentanes Plus	27.9	14.8	26.2	27.1	10.5	16.0	27.9	18.8	21.8	20.7	22.0	22.6	256.3
Propane	0.0	0.0	0.0	0.0	0.0	0.0	0.0	0.0	0.0	0.0	0.0	0.0	0.0
Butanes	0.0	0.0	0.0	0.0	0.0	0.0	0.0	0.0	0.0	0.0	0.0	0.0	0.0
Ethane	0.0	0.0	0.0	0.0	0.0	0.0	0.0	0.0	0.0	0.0	0.0	0.0	0.0
NGL	0.0	0.0	0.0	0.0	0.0	0.0	0.0	0.0	0.0	0.0	0.0	0.0	0.0
Sulphur	0.0	0.0	0.0	0.0	0.0	0.0	0.0	0.0	0.0	0.0	0.0	0.0	0.0
Sulphur Closing Inv	0.0	0.0	0.0	0.0	0.0	0.0	0.0	0.0	0.0	0.0	0.0	0.0	0.0

Unit of Measurement: Gas and Gas equivalent products: 1000m3, Liquids: m3, Sulphur: MTS

VPR6200

Facility ID ABGP0001849

Facility Name ARMSTRONG ROCHESTER 11-9-62-24w4

Facility Licence # 13819

Facility Operator OHE9 CNRL

Production Month	201701	201702	201703	201704	201705	201706	201707	201708	201709	201710	201711	201712	Totals
Receipts													
Receipts from Alberta Facilities	346.1	306.9	332.4	328.2	308.6	288.1	334.9	312.4	803.5	899.3	767.8	748.3	5,776.5
Receipts from Non-Alberta Facilities	0.0	0.0	0.0	0.0	0.0	0.0	0.0	0.0	0.0	0.0	0.0	0.0	0.0
Dispositions													
Disposition													
Battery	0.0	0.0	0.0	0.0	0.0	0.0	0.0	0.0	0.0	0.0	0.0	0.0	0.0
Gas Gathering System	0.0	0.0	0.0	0.0	0.0	0.0	0.0	0.0	0.0	0.0	0.0	0.0	0.0
Gas Plant	0.0	0.0	0.0	0.0	0.0	0.0	0.0	0.0	0.0	0.0	0.0	0.0	0.0
Injection Facility	0.0	0.0	0.0	0.0	0.0	0.0	0.0	0.0	0.0	0.0	0.0	0.0	0.0
Meter Station	287.3	253.5	273.4	271.8	253.8	239.4	283.1	262.6	772.6	841.0	721.8	688.1	5,148.4
Other	0.0	0.0	0.0	0.0	0.0	0.0	0.0	0.0	0.0	0.0	0.0	0.0	0.0
Alberta Commercial	0.0	0.0	0.0	0.0	0.0	0.0	0.0	0.0	0.0	0.0	0.0	0.0	0.0
Alberta Industrial	0.0	0.0	0.0	0.0	0.0	0.0	0.0	0.0	0.0	0.0	0.0	0.0	0.0
Alberta Residential	0.0	0.0	0.0	0.0	0.0	0.0	0.0	0.0	0.0	0.0	0.0	0.0	0.0
Alberta Elec.Generation	0.0	0.0	0.0	0.0	0.0	0.0	0.0	0.0	0.0	0.0	0.0	0.0	0.0
Shrinkage													
Acid Gas	0.0	0.0	0.0	0.0	0.0	0.0	0.0	0.0	0.0	0.0	0.0	0.0	0.0
Other products	2.2	1.5	2.0	1.8	1.5	2.6	0.0	1.6	0.7	0.3	0.8	0.2	15.2
Fuel	47.2	42.2	46.2	44.5	40.3	35.8	43.4	42.1	50.7	60.3	58.2	56.2	567.1
Flared	0.0	0.0	0.0	0.0	0.0	0.0	0.0	0.0	0.0	0.0	0.0	0.0	0.0
Vented	0.1	0.0	1.9	1.6	1.7	1.6	0.0	0.8	0.0	0.0	0.0	0.1	7.8
Diff and Other	9.3	9.7	8.9	8.5	11.3	8.7	8.4	5.3	-20.5	-2.3	-13.0	3.7	38.0
Process and Frac													
Pentanes Plus	10.6	7.1	9.5	8.5	7.2	12.6	0.0	7.7	3.3	1.3	4.1	1.1	73.0
Propane	0.0	0.0	0.0	0.0	0.0	0.0	0.0	0.0	0.0	0.0	0.0	0.0	0.0
Butanes	0.0	0.0	0.0	0.0	0.0	0.0	0.0	0.0	0.0	0.0	0.0	0.0	0.0
Ethane	0.0	0.0	0.0	0.0	0.0	0.0	0.0	0.0	0.0	0.0	0.0	0.0	0.0
NGL	0.0	0.0	0.0	0.0	0.0	0.0	0.0	0.0	0.0	0.0	0.0	0.0	0.0
Sulphur	0.0	0.0	0.0	0.0	0.0	0.0	0.0	0.0	0.0	0.0	0.0	0.0	0.0
Sulphur Closing Inv	0.0	0.0	0.0	0.0	0.0	0.0	0.0	0.0	0.0	0.0	0.0	0.0	0.0

Unit of Measurement: Gas and Gas equivalent products: 1000m3, Liquids: m3, Sulphur: MTS

VPR6200

Facility ID ABGP0001853

Facility Name BIGSTONE PLANT 100/14-28-059-22W5 GP

Facility Licence # 13524

Facility Operator 0039 ROGCI

Production Month	201701	201702	201703	201704	201705	201706	201707	201708	201709	201710	201711	201712	Totals
Receipts													
Receipts from Alberta Facilities	36,124.4	32,475.7	35,442.1	33,547.1	34,569.8	28,016.8	36,366.8	33,473.6	34,529.5	36,185.3	32,661.1	33,989.1	407,381.3
Receipts from Non-Alberta Facilities	0.0	0.0	0.0	0.0	0.0	0.0	0.0	0.0	0.0	0.0	0.0	0.0	0.0
Dispositions													
Disposition													
Battery	0.0	0.0	0.0	0.0	0.0	0.0	0.0	0.0	0.0	0.0	0.0	0.0	0.0
Gas Gathering System	1,319.2	1,270.0	1,463.8	1,552.0	966.2	955.3	1,617.6	1,604.5	1,552.6	1,651.8	1,661.0	1,853.9	17,467.9
Gas Plant	21,084.9	20,355.7	21,848.3	20,444.1	21,694.7	17,954.8	22,230.3	20,297.9	19,907.4	19,015.6	19,358.3	19,997.2	244,189.2
Injection Facility	0.0	0.0	0.0	0.0	0.0	0.0	0.0	0.0	0.0	0.0	0.0	0.0	0.0
Meter Station	9,842.2	7,819.7	8,774.3	7,964.6	8,543.5	6,320.9	9,135.9	8,513.7	9,914.2	11,761.0	8,108.7	8,538.9	105,237.6
Other	0.0	0.0	0.0	0.0	0.0	0.0	0.0	0.0	0.0	0.0	0.0	0.0	0.0
Alberta Commercial	0.0	0.0	0.0	0.0	0.0	0.0	0.0	0.0	0.0	0.0	0.0	0.0	0.0
Alberta Industrial	0.0	0.0	0.0	0.0	0.0	0.0	0.0	0.0	0.0	0.0	0.0	0.0	0.0
Alberta Residential	0.0	0.0	0.0	0.0	0.0	0.0	0.0	0.0	0.0	0.0	0.0	0.0	0.0
Alberta Elec.Generation	0.0	0.0	0.0	0.0	0.0	0.0	0.0	0.0	0.0	0.0	0.0	0.0	0.0
Shrinkage													
Acid Gas	0.0	0.0	0.0	0.0	0.0	0.0	0.0	0.0	0.0	0.0	0.0	0.0	0.0
Other products	1,550.7	1,405.7	1,442.5	1,358.6	1,266.4	1,053.2	1,302.1	1,171.7	1,287.9	1,220.3	1,180.8	1,244.0	15,483.9
Fuel	1,864.0	1,713.9	1,867.2	1,783.6	1,898.9	1,515.9	1,897.5	1,738.7	1,798.9	1,885.8	1,843.8	1,869.9	21,678.1
Flared	11.8	7.2	68.2	14.7	6.6	5.5	7.2	9.6	5.7	5.1	9.0	10.0	160.6
Vented	0.0	0.0	0.0	0.0	0.0	0.0	0.0	0.0	0.0	0.0	0.0	0.0	0.0
Diff and Other	451.6	-96.5	-22.2	429.5	193.5	211.2	176.2	137.5	62.8	645.7	499.5	475.2	3,164.0
Process and Frac													
Pentanes Plus	255.4	180.8	187.2	215.4	221.9	250.7	286.3	350.2	241.7	252.9	210.2	160.7	2,813.4
Propane	0.0	0.0	0.0	0.0	0.0	0.0	0.0	0.0	0.0	0.0	0.0	0.0	0.0
Butanes	0.0	0.0	0.0	0.0	0.0	0.0	0.0	0.0	0.0	0.0	0.0	0.0	0.0
Ethane	0.0	0.0	0.0	0.0	0.0	0.0	0.0	0.0	0.0	0.0	0.0	0.0	0.0
NGL	6,367.4	5,898.2	5,980.0	5,642.7	5,252.7	4,332.8	5,333.5	4,767.1	5,302.5	5,318.9	5,031.8	5,301.1	64,528.7
Sulphur	0.0	0.0	0.0	0.0	0.0	0.0	0.0	0.0	0.0	0.0	0.0	0.0	0.0
Sulphur Closing Inv	0.0	0.0	0.0	0.0	0.0	0.0	0.0	0.0	0.0	0.0	0.0	0.0	0.0

Unit of Measurement: Gas and Gas equivalent products: 1000m3, Liquids: m3, Sulphur: MTS

VPR6200

Facility ID ABGP0001854

Facility Name TRILOGY TWO CREEK

Facility Licence # 14005

Facility Operator OAW4 PARA

Production Month	201701	201702	201703	201704	201705	201706	201707	201708	201709	201710	201711	201712	Totals
Receipts													
Receipts from Alberta Facilities	6,078.9	5,901.4	5,429.5	4,352.9	4,663.2	3,689.7	4,941.7	5,121.6	4,829.9	4,992.8	4,363.5	663.0	55,028.1
Receipts from Non-Alberta Facilities	0.0	0.0	0.0	0.0	0.0	0.0	0.0	0.0	0.0	0.0	0.0	0.0	0.0
Dispositions													
Disposition													
Battery	0.0	0.0	0.0	0.0	0.0	0.0	0.0	0.0	0.0	0.0	0.0	0.0	0.0
Gas Gathering System	0.0	0.0	0.0	0.0	0.0	0.0	0.0	0.0	0.0	0.0	0.0	0.0	0.0
Gas Plant	0.0	0.0	0.0	0.0	0.0	0.0	0.0	0.0	0.0	0.0	0.0	0.0	0.0
Injection Facility	0.0	0.0	0.0	0.0	0.0	0.0	0.0	0.0	0.0	0.0	0.0	0.0	0.0
Meter Station	5,614.8	5,377.5	4,836.2	3,924.7	4,229.9	3,215.3	4,383.2	4,563.1	4,440.1	4,446.9	3,815.1	578.3	49,425.1
Other	0.0	0.0	0.0	0.0	0.0	0.0	0.0	0.0	0.0	0.0	0.0	0.0	0.0
Alberta Commercial	0.0	0.0	0.0	0.0	0.0	0.0	0.0	0.0	0.0	0.0	0.0	0.0	0.0
Alberta Industrial	0.0	0.0	0.0	0.0	0.0	0.0	0.0	0.0	0.0	0.0	0.0	0.0	0.0
Alberta Residential	0.0	0.0	0.0	0.0	0.0	0.0	0.0	0.0	0.0	0.0	0.0	0.0	0.0
Alberta Elec.Generation	0.0	0.0	0.0	0.0	0.0	0.0	0.0	0.0	0.0	0.0	0.0	0.0	0.0
Shrinkage													
Acid Gas	0.0	0.0	0.0	0.0	0.0	0.0	0.0	0.0	0.0	0.0	0.0	0.0	0.0
Other products	89.4	91.9	76.1	65.9	86.6	60.7	90.0	99.3	108.2	87.7	93.1	17.9	966.8
Fuel	249.7	273.7	264.2	242.9	228.3	220.9	276.0	289.1	275.7	285.1	282.1	62.1	2,949.8
Flared	0.0	0.0	0.0	0.0	0.0	0.0	0.0	0.0	0.0	0.0	0.0	0.0	0.0
Vented	0.0	0.0	0.0	0.0	0.0	0.0	0.0	0.0	0.0	0.0	0.0	0.0	0.0
Diff and Other	125.0	158.3	253.0	119.4	118.4	192.8	192.5	170.1	5.9	173.1	173.2	4.7	1,686.4
Process and Frac													
Pentanes Plus	0.0	0.0	0.0	0.0	0.0	0.0	0.0	0.0	0.0	0.0	0.0	0.0	0.0
Propane	0.0	0.0	0.0	0.0	0.0	0.0	0.0	0.0	0.0	0.0	0.0	0.0	0.0
Butanes	0.0	0.0	0.0	0.0	0.0	0.0	0.0	0.0	0.0	0.0	0.0	0.0	0.0
Ethane	0.0	0.0	0.0	0.0	0.0	0.0	0.0	0.0	0.0	0.0	0.0	0.0	0.0
NGL	379.3	387.9	321.5	278.5	365.6	256.8	380.1	423.0	457.0	370.8	390.3	71.6	4,082.4
Sulphur	0.0	0.0	0.0	0.0	0.0	0.0	0.0	0.0	0.0	0.0	0.0	0.0	0.0
Sulphur Closing Inv	0.0	0.0	0.0	0.0	0.0	0.0	0.0	0.0	0.0	0.0	0.0	0.0	0.0

Unit of Measurement: Gas and Gas equivalent products: 1000m3, Liquids: m3, Sulphur: MTS

VPR6200

Facility ID ABGP0001857

Facility Name RENAISSANCE BLOOD NORTH 16-35

Facility Licence # 20978

Facility Operator A5TT TAC

Production Month	201701	201702	201703	201704	201705	201706	201707	201708	201709	201710	201711	201712	Totals
Receipts													
Receipts from Alberta Facilities	1,609.7	1,463.0	1,597.8	1,597.9	1,631.7	1,590.8	1,658.5	1,679.7	1,623.7	1,647.3	1,542.4	1,437.5	19,080.0
Receipts from Non-Alberta Facilities	0.0	0.0	0.0	0.0	0.0	0.0	0.0	0.0	0.0	0.0	0.0	0.0	0.0
Dispositions													
Disposition													
Battery	0.0	0.0	0.0	0.0	0.0	0.0	0.0	0.0	0.0	0.0	0.0	0.0	0.0
Gas Gathering System	0.0	0.0	0.0	0.0	0.0	0.0	0.0	0.0	0.0	0.0	0.0	0.0	0.0
Gas Plant	0.0	0.0	0.0	0.0	0.0	0.0	0.0	0.0	0.0	0.0	0.0	0.0	0.0
Injection Facility	0.0	0.0	0.0	0.0	0.0	0.0	0.0	0.0	0.0	0.0	0.0	0.0	0.0
Meter Station	1,413.2	1,295.1	1,436.9	1,423.7	1,411.7	1,391.0	1,462.1	1,462.9	1,416.5	1,434.0	1,362.3	1,301.3	16,810.7
Other	0.0	0.0	0.0	0.0	0.0	0.0	0.0	0.0	0.0	0.0	0.0	0.0	0.0
Alberta Commercial	0.0	0.0	0.0	0.0	0.0	0.0	0.0	0.0	0.0	0.0	0.0	0.0	0.0
Alberta Industrial	0.0	0.0	0.0	0.0	0.0	0.0	0.0	0.0	0.0	0.0	0.0	0.0	0.0
Alberta Residential	0.0	0.0	0.0	0.0	0.0	0.0	0.0	0.0	0.0	0.0	0.0	0.0	0.0
Alberta Elec.Generation	0.0	0.0	0.0	0.0	0.0	0.0	0.0	0.0	0.0	0.0	0.0	0.0	0.0
Shrinkage													
Acid Gas	0.0	0.0	0.0	0.0	0.0	0.0	0.0	0.0	0.0	0.0	0.0	0.0	0.0
Other products	4.2	4.7	5.0	4.1	3.3	4.6	4.7	5.0	5.1	4.7	4.7	4.3	54.4
Fuel	163.2	147.3	156.3	150.4	158.9	148.3	152.8	153.4	148.7	151.9	151.6	156.6	1,839.4
Flared	0.0	0.0	0.0	0.0	0.0	0.0	0.0	0.0	0.0	0.0	0.0	0.0	0.0
Vented	0.1	0.2	0.9	0.4	0.4	2.7	0.3	0.3	0.4	2.8	0.2	0.3	9.0
Diff and Other	29.0	15.7	-1.3	19.3	57.4	44.2	38.6	58.1	53.0	53.9	23.6	-25.0	366.5
Process and Frac													
Pentanes Plus	20.5	22.5	24.2	19.8	16.1	22.4	22.9	24.0	24.9	22.5	22.5	20.7	263.0
Propane	0.0	0.0	0.0	0.0	0.0	0.0	0.0	0.0	0.0	0.0	0.0	0.0	0.0
Butanes	0.0	0.0	0.0	0.0	0.0	0.0	0.0	0.0	0.0	0.0	0.0	0.0	0.0
Ethane	0.0	0.0	0.0	0.0	0.0	0.0	0.0	0.0	0.0	0.0	0.0	0.0	0.0
NGL	0.0	0.0	0.0	0.0	0.0	0.0	0.0	0.0	0.0	0.0	0.0	0.0	0.0
Sulphur	0.0	0.0	0.0	0.0	0.0	0.0	0.0	0.0	0.0	0.0	0.0	0.0	0.0
Sulphur Closing Inv	0.0	0.0	0.0	0.0	0.0	0.0	0.0	0.0	0.0	0.0	0.0	0.0	0.0

Unit of Measurement: Gas and Gas equivalent products: 1000m3, Liquids: m3, Sulphur: MTS

VPR6200

Facility ID ABGP0001858

Facility Name TALISMAN WILD RIVER

Facility Licence # 13131

Facility Operator 0039 ROGCI

Production Month	201701	201702	201703	201704	201705	201706	201707	201708	201709	201710	201711	201712	Totals
Receipts													
Receipts from Alberta Facilities	80,360.1	73,346.6	79,606.7	77,069.2	69,004.7	74,297.3	72,584.4	71,469.6	66,740.1	69,695.1	64,853.6	76,325.6	875,353.0
Receipts from Non-Alberta Facilities	0.0	0.0	0.0	0.0	0.0	0.0	0.0	0.0	0.0	0.0	0.0	0.0	0.0
Dispositions													
Disposition													
Battery	0.0	0.0	0.0	0.0	0.0	0.0	0.0	0.0	0.0	0.0	0.0	0.0	0.0
Gas Gathering System	0.0	0.0	0.0	0.0	0.0	0.0	0.0	0.0	0.0	0.0	0.0	0.0	0.0
Gas Plant	69,267.4	62,565.6	68,269.7	66,218.7	57,576.8	62,047.6	60,765.9	57,421.0	56,268.7	58,886.7	54,485.6	64,011.8	737,785.5
Injection Facility	0.0	0.0	0.0	0.0	0.0	0.0	0.0	0.0	0.0	0.0	0.0	0.0	0.0
Meter Station	9,357.3	8,937.0	9,405.2	8,974.7	9,681.2	10,458.9	10,103.1	12,107.0	8,734.7	8,963.3	8,259.3	10,151.9	115,133.6
Other	0.0	0.0	0.0	0.0	0.0	0.0	0.0	0.0	0.0	0.0	0.0	0.0	0.0
Alberta Commercial	0.0	0.0	0.0	0.0	0.0	0.0	0.0	0.0	0.0	0.0	0.0	0.0	0.0
Alberta Industrial	0.0	0.0	0.0	0.0	0.0	0.0	0.0	0.0	0.0	0.0	0.0	0.0	0.0
Alberta Residential	0.0	0.0	0.0	0.0	0.0	0.0	0.0	0.0	0.0	0.0	0.0	0.0	0.0
Alberta Elec.Generation	0.0	0.0	0.0	0.0	0.0	0.0	0.0	0.0	0.0	0.0	0.0	0.0	0.0
Shrinkage													
Acid Gas	0.0	0.0	0.0	0.0	0.0	0.0	0.0	0.0	0.0	0.0	0.0	0.0	0.0
Other products	1,138.4	1,255.8	1,295.5	1,269.5	989.9	1,028.4	963.4	929.5	880.7	799.6	881.7	1,043.2	12,475.6
Fuel	2,207.3	1,996.9	2,146.0	2,075.8	1,915.4	2,087.7	2,072.4	2,124.4	2,069.5	2,067.8	1,918.4	2,172.0	24,853.6
Flared	6.7	0.2	0.4	0.2	4.6	0.0	6.7	6.9	0.1	0.0	0.9	0.3	27.0
Vented	0.0	0.0	0.0	0.0	0.0	0.0	0.0	0.0	0.0	6.7	0.0	0.0	6.7
Diff and Other	-1,617.0	-1,408.9	-1,510.1	-1,469.7	-1,163.2	-1,325.3	-1,327.1	-1,119.2	-1,213.6	-1,029.0	-692.3	-1,053.6	-14,929.0
Process and Frac													
Pentanes Plus	2.0	0.1	27.7	0.0	0.0	0.0	0.0	4.0	1,554.4	0.0	0.1	0.9	1,589.2
Propane	0.0	0.0	0.0	0.0	0.0	0.0	0.0	0.0	0.0	0.0	0.0	0.0	0.0
Butanes	0.0	0.0	0.0	0.0	0.0	0.0	0.0	0.0	0.0	0.0	0.0	0.0	0.0
Ethane	0.0	0.0	0.0	0.0	0.0	0.0	0.0	0.0	0.0	0.0	0.0	0.0	0.0
NGL	5,223.2	5,699.1	5,835.9	5,775.8	4,543.7	4,778.1	4,448.9	4,245.6	2,591.2	3,816.0	4,152.9	4,895.1	56,005.5
Sulphur	0.0	0.0	0.0	0.0	0.0	0.0	0.0	0.0	0.0	0.0	0.0	0.0	0.0
Sulphur Closing Inv	0.0	0.0	0.0	0.0	0.0	0.0	0.0	0.0	0.0	0.0	0.0	0.0	0.0

Unit of Measurement: Gas and Gas equivalent products: 1000m3, Liquids: m3, Sulphur: MTS

VPR6200

Facility ID ABGP0001859

Facility Name HILLSDOWN 13-4-37-25w4

Facility Licence # 6099

Facility Operator OHE9 CNRL

Production Month	201701	201702	201703	201704	201705	201706	201707	201708	201709	201710	201711	201712	Totals
Receipts													
Receipts from Alberta Facilities	6,352.3	5,865.3	6,561.9	6,647.1	6,895.3	6,821.9	7,046.2	7,038.4	6,677.3	6,932.3	6,464.8	6,079.9	79,382.7
Receipts from Non-Alberta Facilities	0.0	0.0	0.0	0.0	0.0	0.0	0.0	0.0	0.0	0.0	0.0	0.0	0.0
Dispositions													
Disposition													
Battery	0.0	0.0	0.0	0.0	0.0	0.0	0.0	0.0	0.0	0.0	0.0	0.0	0.0
Gas Gathering System	0.0	0.0	0.0	0.0	0.0	0.0	0.0	0.0	0.0	0.0	0.0	0.0	0.0
Gas Plant	0.0	0.0	0.0	0.0	0.0	0.0	0.0	0.0	0.0	0.0	0.0	0.0	0.0
Injection Facility	0.0	0.0	0.0	0.0	0.0	0.0	0.0	0.0	0.0	0.0	0.0	0.0	0.0
Meter Station	5,935.6	5,717.1	6,384.1	6,502.2	6,781.8	6,432.0	6,778.5	6,835.0	6,560.8	6,811.2	6,023.7	5,873.8	76,635.8
Other	0.0	0.0	0.0	0.0	0.0	0.0	0.0	0.0	0.0	0.0	0.0	0.0	0.0
Alberta Commercial	0.0	0.0	0.0	0.0	0.0	0.0	0.0	0.0	0.0	0.0	0.0	0.0	0.0
Alberta Industrial	0.0	0.0	0.0	0.0	0.0	0.0	0.0	0.0	0.0	0.0	0.0	0.0	0.0
Alberta Residential	0.0	0.0	0.0	0.0	0.0	0.0	0.0	0.0	0.0	0.0	0.0	0.0	0.0
Alberta Elec.Generation	0.0	0.0	0.0	0.0	0.0	0.0	0.0	0.0	0.0	0.0	0.0	0.0	0.0
Shrinkage													
Acid Gas	0.0	0.0	0.0	0.0	0.0	0.0	0.0	0.0	0.0	0.0	0.0	0.0	0.0
Other products	45.0	42.1	44.1	52.8	54.5	52.3	66.7	61.2	50.8	45.1	46.0	38.5	599.1
Fuel	296.0	365.1	404.5	380.2	388.4	381.7	396.0	388.1	363.9	400.6	350.3	339.0	4,453.8
Flared	5.5	5.6	4.6	1.4	3.0	7.4	7.8	7.7	6.0	4.7	8.2	8.2	70.1
Vented	0.0	0.0	0.0	1.0	1.0	1.0	0.0	0.0	0.1	0.1	0.1	0.1	3.4
Diff and Other	70.2	-264.6	-275.4	-290.5	-333.4	-52.5	-202.8	-253.6	-304.3	-329.4	36.5	-179.7	-2,379.5
Process and Frac													
Pentanes Plus	7.4	0.6	3.7	0.4	1.5	6.8	4.0	3.4	1.3	1.1	0.0	3.1	33.3
Propane	0.0	0.0	0.0	0.0	0.0	0.0	0.0	0.0	0.0	0.0	0.0	0.0	0.0
Butanes	0.0	0.0	0.0	0.0	0.0	0.0	0.0	0.0	0.0	0.0	0.0	0.0	0.0
Ethane	0.0	0.0	0.0	0.0	0.0	0.0	0.0	0.0	0.0	0.0	0.0	0.0	0.0
NGL	193.8	185.5	190.8	234.1	240.6	230.7	296.7	274.6	231.4	205.2	210.8	172.8	2,667.0
Sulphur	0.0	0.0	0.0	0.0	0.0	0.0	0.0	0.0	0.0	0.0	0.0	0.0	0.0
Sulphur Closing Inv	0.0	0.0	0.0	0.0	0.0	0.0	0.0	0.0	0.0	0.0	0.0	0.0	0.0

Unit of Measurement: Gas and Gas equivalent products: 1000m3, Liquids: m3, Sulphur: MTS

VPR6200
Facility ID ABGP0001862

Facility Name PETRO-CAN BEZANSON

Facility Licence # 15077

Facility Operator A12R

Production Month	201701	201702	201703	201704	201705	201706	201707	201708	201709	201710	201711	201712	Totals
						SHUTIN	SHUTIN	SHUTIN	SHUTIN	SHUTIN	SHUTIN	SHUTIN	
Receipts													
Receipts from Alberta Facilities	0.0	0.0	0.0	0.0	0.0	0.0	0.0	0.0	0.0	0.0	0.0	0.0	0.0
Receipts from Non-Alberta Facilities	0.0	0.0	0.0	0.0	0.0	0.0	0.0	0.0	0.0	0.0	0.0	0.0	0.0
Dispositions													
Disposition													
Battery	0.0	0.0	0.0	0.0	0.0	0.0	0.0	0.0	0.0	0.0	0.0	0.0	0.0
Gas Gathering System	0.0	0.0	0.0	0.0	0.0	0.0	0.0	0.0	0.0	0.0	0.0	0.0	0.0
Gas Plant	0.0	0.0	0.0	0.0	0.0	0.0	0.0	0.0	0.0	0.0	0.0	0.0	0.0
Injection Facility	0.0	0.0	0.0	0.0	0.0	0.0	0.0	0.0	0.0	0.0	0.0	0.0	0.0
Meter Station	0.0	0.0	0.0	0.0	0.0	0.0	0.0	0.0	0.0	0.0	0.0	0.0	0.0
Other	0.0	0.0	0.0	0.0	0.0	0.0	0.0	0.0	0.0	0.0	0.0	0.0	0.0
Alberta Commercial	0.0	0.0	0.0	0.0	0.0	0.0	0.0	0.0	0.0	0.0	0.0	0.0	0.0
Alberta Industrial	0.0	0.0	0.0	0.0	0.0	0.0	0.0	0.0	0.0	0.0	0.0	0.0	0.0
Alberta Residential	0.0	0.0	0.0	0.0	0.0	0.0	0.0	0.0	0.0	0.0	0.0	0.0	0.0
Alberta Elec.Generation	0.0	0.0	0.0	0.0	0.0	0.0	0.0	0.0	0.0	0.0	0.0	0.0	0.0
Shrinkage													
Acid Gas	0.0	0.0	0.0	0.0	0.0	0.0	0.0	0.0	0.0	0.0	0.0	0.0	0.0
Other products	0.0	0.0	0.0	0.0	0.0	0.0	0.0	0.0	0.0	0.0	0.0	0.0	0.0
Fuel	0.0	0.0	0.0	0.0	0.0	0.0	0.0	0.0	0.0	0.0	0.0	0.0	0.0
Flared	0.0	0.0	0.0	0.0	0.0	0.0	0.0	0.0	0.0	0.0	0.0	0.0	0.0
Vented	0.0	0.0	0.0	0.0	0.0	0.0	0.0	0.0	0.0	0.0	0.0	0.0	0.0
Diff and Other	0.0	0.0	0.0	0.0	0.0	0.0	0.0	0.0	0.0	0.0	0.0	0.0	0.0
Process and Frac													
Pentanes Plus	0.0	0.0	0.0	0.0	0.0	0.0	0.0	0.0	0.0	0.0	0.0	0.0	0.0
Propane	0.0	0.0	0.0	0.0	0.0	0.0	0.0	0.0	0.0	0.0	0.0	0.0	0.0
Butanes	0.0	0.0	0.0	0.0	0.0	0.0	0.0	0.0	0.0	0.0	0.0	0.0	0.0
Ethane	0.0	0.0	0.0	0.0	0.0	0.0	0.0	0.0	0.0	0.0	0.0	0.0	0.0
NGL	0.0	0.0	0.0	0.0	0.0	0.0	0.0	0.0	0.0	0.0	0.0	0.0	0.0
Sulphur	0.0	0.0	0.0	0.0	0.0	0.0	0.0	0.0	0.0	0.0	0.0	0.0	0.0
Sulphur Closing Inv	0.0	0.0	0.0	0.0	0.0	0.0	0.0	0.0	0.0	0.0	0.0	0.0	0.0

VPR6200

Facility ID ABGP0001864

Facility Name PANCDN CAVALIER

Facility Licence # 3368

Facility Operator 0026 ECA

Production Month	201701	201702	201703	201704	201705	201706	201707	201708	201709	201710	201711	201712	Totals
Receipts													
Receipts from Alberta Facilities	7,850.2	7,448.1	8,130.4	7,962.5	8,450.7	7,862.2	8,352.9	8,243.0	7,794.5	7,758.7	7,204.7	7,064.0	94,121.9
Receipts from Non-Alberta Facilities	0.0	0.0	0.0	0.0	0.0	0.0	0.0	0.0	0.0	0.0	0.0	0.0	0.0
Dispositions													
Disposition													
Battery	0.0	0.0	0.0	0.0	0.0	0.0	0.0	0.0	0.0	0.0	0.0	0.0	0.0
Gas Gathering System	0.0	0.0	0.0	0.0	0.0	0.0	0.0	0.0	0.0	0.0	0.0	0.0	0.0
Gas Plant	0.0	0.0	0.0	0.0	0.0	0.0	0.0	0.0	0.0	0.0	0.0	0.0	0.0
Injection Facility	0.0	0.0	0.0	0.0	0.0	0.0	0.0	0.0	0.0	0.0	0.0	0.0	0.0
Meter Station	123.4	1,067.3	3,149.9	4,412.5	3,375.0	5,800.5	1,972.9	20.7	406.6	161.1	2,151.3	639.2	23,280.4
Other	0.0	0.0	0.0	0.0	0.0	0.0	0.0	0.0	0.0	0.0	0.0	0.0	0.0
Alberta Commercial	0.0	0.0	0.0	0.0	0.0	0.0	0.0	0.0	0.0	0.0	0.0	0.0	0.0
Alberta Industrial	0.0	0.0	0.0	0.0	0.0	0.0	0.0	0.0	0.0	0.0	0.0	0.0	0.0
Alberta Residential	0.0	0.0	0.0	0.0	0.0	0.0	0.0	0.0	0.0	0.0	0.0	0.0	0.0
Alberta Elec.Generation	7,381.2	6,050.6	4,599.8	2,954.9	4,769.1	1,857.2	6,112.8	7,956.2	7,142.2	7,365.9	4,779.6	6,212.4	67,181.9
Shrinkage													
Acid Gas	0.0	0.0	0.0	0.0	0.0	0.0	0.0	0.0	0.0	0.0	0.0	0.0	0.0
Other products	9.9	11.3	10.2	8.2	9.2	5.1	7.7	9.5	7.7	3.0	3.1	4.6	89.5
Fuel	324.2	291.8	315.6	289.3	296.8	283.9	293.9	292.3	285.1	298.2	294.2	304.8	3,570.1
Flared	0.0	0.0	0.0	0.0	0.0	0.9	0.1	0.0	0.0	0.0	0.0	0.0	1.0
Vented	0.5	0.2	0.3	0.4	0.0	0.0	0.0	0.0	0.0	0.0	0.0	0.0	1.4
Diff and Other	11.0	26.9	54.6	297.2	0.6	-85.4	-34.5	-35.7	-47.1	-69.5	-23.5	-97.0	-2.4
Process and Frac													
Pentanes Plus	1.6	0.4	0.2	0.1	0.0	0.0	0.0	0.0	0.0	0.0	0.2	0.0	2.5
Propane	0.0	0.0	0.0	0.0	0.0	0.0	0.0	0.0	0.0	0.0	0.0	0.0	0.0
Butanes	0.0	0.0	0.0	0.0	0.0	0.0	0.0	0.0	0.0	0.0	0.0	0.0	0.0
Ethane	0.0	0.0	0.0	0.0	0.0	0.0	0.0	0.0	0.0	0.0	0.0	0.0	0.0
NGL	44.4	51.6	47.4	38.5	42.8	23.8	35.8	43.9	35.7	14.3	14.5	20.8	413.5
Sulphur	0.0	0.0	0.0	0.0	0.0	0.0	0.0	0.0	0.0	0.0	0.0	0.0	0.0
Sulphur Closing Inv	0.0	0.0	0.0	0.0	0.0	0.0	0.0	0.0	0.0	0.0	0.0	0.0	0.0

Unit of Measurement: Gas and Gas equivalent products: 1000m3, Liquids: m3, Sulphur: MTS

VPR6200

Facility ID ABGP0001868

Facility Name KAISER NEGUS

Facility Licence # 13679

Facility Operator OCT7 DELPHI

Production Month	201701	201702	201703	201704	201705	201706	201707	201708	201709	201710	201711	201712	Totals
Receipts													
Receipts from Alberta Facilities	1,544.6	1,477.7	1,631.7	1,635.5	1,737.2	1,302.7	1,727.5	1,720.1	1,638.1	1,711.4	1,510.6	1,583.1	19,220.2
Receipts from Non-Alberta Facilities	0.0	0.0	0.0	0.0	0.0	0.0	0.0	0.0	0.0	0.0	0.0	0.0	0.0
Dispositions													
Disposition													
Battery	0.0	0.0	0.0	0.0	0.0	0.0	0.0	0.0	0.0	0.0	0.0	0.0	0.0
Gas Gathering System	0.0	0.0	0.0	0.0	0.0	0.0	0.0	0.0	0.0	0.0	0.0	0.0	0.0
Gas Plant	0.0	0.0	0.0	0.0	0.0	0.0	0.0	0.0	0.0	0.0	0.0	0.0	0.0
Injection Facility	0.0	0.0	0.0	0.0	0.0	0.0	0.0	0.0	0.0	0.0	0.0	0.0	0.0
Meter Station	1,444.3	1,364.2	1,504.1	1,489.3	1,584.2	1,216.9	1,621.3	1,616.8	1,550.7	1,616.6	1,419.6	1,489.4	17,917.4
Other	0.0	0.0	0.0	0.0	0.0	0.0	0.0	0.0	0.0	0.0	0.0	0.0	0.0
Alberta Commercial	0.0	0.0	0.0	0.0	0.0	0.0	0.0	0.0	0.0	0.0	0.0	0.0	0.0
Alberta Industrial	0.0	0.0	0.0	0.0	0.0	0.0	0.0	0.0	0.0	0.0	0.0	0.0	0.0
Alberta Residential	0.0	0.0	0.0	0.0	0.0	0.0	0.0	0.0	0.0	0.0	0.0	0.0	0.0
Alberta Elec.Generation	0.0	0.0	0.0	0.0	0.0	0.0	0.0	0.0	0.0	0.0	0.0	0.0	0.0
Shrinkage													
Acid Gas	0.0	0.0	0.0	0.0	0.0	0.0	0.0	0.0	0.0	0.0	0.0	0.0	0.0
Other products	10.8	10.2	0.0	10.8	10.8	10.4	9.9	20.7	9.9	10.8	10.4	22.4	137.1
Fuel	190.3	172.9	188.8	181.9	191.4	125.1	156.1	144.5	142.2	149.4	134.0	132.3	1,908.9
Flared	3.1	2.8	3.0	2.9	3.1	2.2	3.1	3.1	3.0	3.1	2.9	3.1	35.4
Vented	0.0	0.0	0.0	0.0	0.0	0.0	0.0	0.0	0.0	0.0	0.0	0.0	0.0
Diff and Other	-103.9	-72.4	-64.2	-49.4	-52.3	-51.9	-62.9	-65.0	-67.7	-68.5	-56.3	-64.1	-778.6
Process and Frac													
Pentanes Plus	0.0	0.0	0.0	0.0	0.0	0.0	0.0	0.0	0.0	0.0	0.0	0.0	0.0
Propane	0.0	0.0	0.0	0.0	0.0	0.0	0.0	0.0	0.0	0.0	0.0	0.0	0.0
Butanes	0.0	0.0	0.0	0.0	0.0	0.0	0.0	0.0	0.0	0.0	0.0	0.0	0.0
Ethane	0.0	0.0	0.0	0.0	0.0	0.0	0.0	0.0	0.0	0.0	0.0	0.0	0.0
NGL	49.0	46.3	0.0	48.7	48.9	47.8	45.6	93.5	45.6	48.7	47.8	101.8	623.7
Sulphur	0.0	0.0	0.0	0.0	0.0	0.0	0.0	0.0	0.0	0.0	0.0	0.0	0.0
Sulphur Closing Inv	0.0	0.0	0.0	0.0	0.0	0.0	0.0	0.0	0.0	0.0	0.0	0.0	0.0

Unit of Measurement: Gas and Gas equivalent products: 1000m3, Liquids: m3, Sulphur: MTS

VPR6200

Facility ID ABGP0001874

Facility Name CHINCHAGA 11-33-96-8w6

Facility Licence # 23447

Facility Operator OHE9 CNRL

Production Month	201701	201702	201703	201704	201705	201706	201707	201708	201709	201710	201711	201712	Totals
Receipts													
Receipts from Alberta Facilities	4,669.7	4,048.0	5,064.9	5,672.7	5,669.8	5,638.2	5,722.9	5,819.4	5,309.6	5,885.3	5,543.0	5,963.8	65,007.3
Receipts from Non-Alberta Facilities	0.0	0.0	0.0	0.0	0.0	0.0	0.0	0.0	0.0	0.0	0.0	0.0	0.0
Dispositions													
Disposition													
Battery	0.0	0.0	0.0	0.0	0.0	0.0	0.0	0.0	0.0	0.0	0.0	0.0	0.0
Gas Gathering System	0.0	0.0	0.0	0.0	0.0	0.0	0.0	0.0	0.0	0.0	0.0	0.0	0.0
Gas Plant	0.0	0.0	0.0	0.0	0.0	0.0	0.0	0.0	0.0	0.0	0.0	0.0	0.0
Injection Facility	0.0	0.0	0.0	0.0	0.0	0.0	0.0	0.0	0.0	0.0	0.0	0.0	0.0
Meter Station	4,391.9	3,793.1	4,764.8	5,278.4	5,261.0	5,206.5	5,397.0	5,523.3	5,025.7	5,455.9	5,273.7	5,589.8	60,961.1
Other	0.0	0.0	0.0	0.0	0.0	0.0	0.0	0.0	0.0	0.0	0.0	0.0	0.0
Alberta Commercial	0.0	0.0	0.0	0.0	0.0	0.0	0.0	0.0	0.0	0.0	0.0	0.0	0.0
Alberta Industrial	0.0	0.0	0.0	0.0	0.0	0.0	0.0	0.0	0.0	0.0	0.0	0.0	0.0
Alberta Residential	0.0	0.0	0.0	0.0	0.0	0.0	0.0	0.0	0.0	0.0	0.0	0.0	0.0
Alberta Elec.Generation	0.0	0.0	0.0	0.0	0.0	0.0	0.0	0.0	0.0	0.0	0.0	0.0	0.0
Shrinkage													
Acid Gas	0.0	0.0	0.0	0.0	0.0	0.0	0.0	0.0	0.0	0.0	0.0	0.0	0.0
Other products	277.8	264.9	262.1	343.2	321.4	271.4	290.9	241.6	274.2	267.9	223.0	295.4	3,333.8
Fuel	344.8	275.6	319.8	349.0	352.2	339.7	361.8	376.1	355.7	389.7	366.4	390.3	4,221.1
Flared	3.7	4.5	5.6	3.7	2.6	1.4	2.3	2.3	2.3	2.5	3.9	3.3	38.1
Vented	4.4	0.0	4.2	7.1	7.1	6.9	6.8	7.4	7.4	7.1	7.4	7.6	73.4
Diff and Other	-352.9	-290.1	-291.6	-308.7	-274.5	-187.7	-335.9	-331.3	-355.7	-237.8	-331.4	-322.6	-3,620.2
Process and Frac													
Pentanes Plus	511.4	464.6	313.0	426.2	455.7	323.7	378.9	141.2	248.2	60.0	0.0	242.2	3,565.1
Propane	0.0	0.0	0.0	0.0	0.0	0.0	0.0	0.0	0.0	0.0	0.0	0.0	0.0
Butanes	0.0	0.0	0.0	0.0	0.0	0.0	0.0	0.0	0.0	0.0	0.0	0.0	0.0
Ethane	0.0	0.0	0.0	0.0	0.0	0.0	0.0	0.0	0.0	0.0	0.0	0.0	0.0
NGL	725.1	710.2	830.8	1,075.4	970.5	884.3	914.8	900.6	986.1	1,107.5	962.1	1,060.2	11,127.6
Sulphur	0.0	0.0	0.0	0.0	0.0	0.0	0.0	0.0	0.0	0.0	0.0	0.0	0.0
Sulphur Closing Inv	0.0	0.0	0.0	0.0	0.0	0.0	0.0	0.0	0.0	0.0	0.0	0.0	0.0

Unit of Measurement: Gas and Gas equivalent products: 1000m3, Liquids: m3, Sulphur: MTS

VPR6200

Facility ID ABGP0001881

Facility Name HUSKY WAYNE-ROSEDALE 11-27

Facility Licence # 3805

Facility Operator OR46 HUSKY

Production Month	201701	201702	201703	201704	201705	201706	201707	201708	201709	201710	201711	201712	Totals
Receipts													
Receipts from Alberta Facilities	1,966.1	1,773.6	1,892.7	1,832.0	1,796.5	1,761.0	1,803.3	1,707.7	1,647.4	1,625.8	1,775.7	1,723.1	21,304.9
Receipts from Non-Alberta Facilities	0.0	0.0	0.0	0.0	0.0	0.0	0.0	0.0	0.0	0.0	0.0	0.0	0.0
Dispositions													
Disposition													
Battery	0.0	0.0	0.0	0.0	0.0	0.0	0.0	0.0	0.0	0.0	0.0	0.0	0.0
Gas Gathering System	0.0	0.0	0.0	0.0	0.0	0.0	0.0	0.0	0.0	0.0	0.0	0.0	0.0
Gas Plant	0.0	0.0	0.0	0.0	0.0	0.0	0.0	0.0	0.0	0.0	0.0	0.0	0.0
Injection Facility	0.0	0.0	0.0	0.0	0.0	0.0	0.0	0.0	0.0	0.0	0.0	0.0	0.0
Meter Station	1,886.8	1,667.4	1,777.5	1,724.0	1,673.3	1,631.7	1,694.1	1,597.5	1,539.3	1,552.3	1,614.1	1,692.1	20,050.1
Other	0.0	0.0	0.0	0.0	0.0	0.0	0.0	0.0	0.0	0.0	0.0	0.0	0.0
Alberta Commercial	0.0	0.0	0.0	0.0	0.0	0.0	0.0	0.0	0.0	0.0	0.0	0.0	0.0
Alberta Industrial	0.0	0.0	0.0	0.0	0.0	0.0	0.0	0.0	0.0	0.0	0.0	0.0	0.0
Alberta Residential	0.0	0.0	0.0	0.0	0.0	0.0	0.0	0.0	0.0	0.0	0.0	0.0	0.0
Alberta Elec.Generation	0.0	0.0	0.0	0.0	0.0	0.0	0.0	0.0	0.0	0.0	0.0	0.0	0.0
Shrinkage													
Acid Gas	0.0	0.0	0.0	0.0	0.0	0.0	0.0	0.0	0.0	0.0	0.0	0.0	0.0
Other products	37.8	49.3	38.3	23.6	48.9	25.3	38.2	38.9	36.5	38.7	23.9	37.6	437.0
Fuel	123.5	101.6	123.8	115.8	108.7	103.7	113.2	107.3	110.0	110.2	114.2	116.0	1,348.0
Flared	0.0	0.0	0.0	0.0	0.0	0.0	0.0	0.0	0.0	0.0	0.0	0.0	0.0
Vented	0.0	0.0	0.0	0.0	0.1	0.0	0.3	0.1	0.1	0.2	0.2	0.1	1.1
Diff and Other	-82.0	-44.7	-46.9	-31.4	-34.5	0.3	-42.5	-36.1	-38.5	-75.6	23.3	-122.7	-531.3
Process and Frac													
Pentanes Plus	11.4	2.3	7.5	0.0	12.0	5.3	8.6	13.6	2.7	9.6	0.0	7.2	80.2
Propane	0.0	0.0	0.0	0.0	0.0	0.0	0.0	0.0	0.0	0.0	0.0	0.0	0.0
Butanes	0.0	0.0	0.0	0.0	0.0	0.0	0.0	0.0	0.0	0.0	0.0	0.0	0.0
Ethane	0.0	0.0	0.0	0.0	0.0	0.0	0.0	0.0	0.0	0.0	0.0	0.0	0.0
NGL	158.8	219.1	165.1	105.5	208.0	108.0	164.2	162.2	160.0	162.3	106.7	161.9	1,881.8
Sulphur	0.0	0.0	0.0	0.0	0.0	0.0	0.0	0.0	0.0	0.0	0.0	0.0	0.0
Sulphur Closing Inv	0.0	0.0	0.0	0.0	0.0	0.0	0.0	0.0	0.0	0.0	0.0	0.0	0.0

Unit of Measurement: Gas and Gas equivalent products: 1000m3, Liquids: m3, Sulphur: MTS

VPR6200

Facility ID ABGP0001885

Facility Name GRANUM 13-31-11-26W4

Facility Licence # 734

Facility Operator OHE9 CNRL

Production Month	201701	201702	201703	201704	201705	201706	201707	201708	201709	201710	201711	201712	Totals
Receipts													
Receipts from Alberta Facilities	11,418.3	10,490.5	11,744.3	11,448.4	11,917.5	9,688.4	12,024.4	11,994.8	11,250.9	11,512.2	10,615.3	10,503.8	134,608.8
Receipts from Non-Alberta Facilities	0.0	0.0	0.0	0.0	0.0	0.0	0.0	0.0	0.0	0.0	0.0	0.0	0.0
Dispositions													
Disposition													
Battery	0.0	0.0	0.0	0.0	0.0	0.0	0.0	0.0	0.0	0.0	0.0	0.0	0.0
Gas Gathering System	0.0	0.0	0.0	0.0	0.0	0.0	0.0	0.0	0.0	0.0	0.0	0.0	0.0
Gas Plant	0.0	0.0	0.0	0.0	0.0	0.0	0.0	0.0	0.0	0.0	0.0	0.0	0.0
Injection Facility	0.0	0.0	0.0	0.0	0.0	0.0	0.0	0.0	0.0	0.0	0.0	0.0	0.0
Meter Station	10,615.5	9,769.6	10,959.5	10,704.7	11,113.8	9,077.8	11,291.1	11,205.1	10,493.7	10,695.8	9,842.1	9,738.5	125,507.2
Other	0.0	0.0	0.0	0.0	0.0	0.0	0.0	0.0	0.0	0.0	0.0	0.0	0.0
Alberta Commercial	0.0	0.0	0.0	0.0	0.0	0.0	0.0	0.0	0.0	0.0	0.0	0.0	0.0
Alberta Industrial	0.0	0.0	0.0	0.0	0.0	0.0	0.0	0.0	0.0	0.0	0.0	0.0	0.0
Alberta Residential	0.0	0.0	0.0	0.0	0.0	0.0	0.0	0.0	0.0	0.0	0.0	0.0	0.0
Alberta Elec.Generation	0.0	0.0	0.0	0.0	0.0	0.0	0.0	0.0	0.0	0.0	0.0	0.0	0.0
Shrinkage													
Acid Gas	0.0	0.0	0.0	0.0	0.0	0.0	0.0	0.0	0.0	0.0	0.0	0.0	0.0
Other products	91.9	86.1	97.9	93.4	99.8	76.6	93.3	96.4	80.0	92.2	76.7	78.2	1,062.5
Fuel	362.7	327.3	368.0	353.6	360.1	301.8	389.1	391.1	361.4	371.9	361.3	377.3	4,325.6
Flared	0.0	0.0	0.0	0.0	0.0	0.0	0.0	0.0	0.0	0.0	0.0	0.0	0.0
Vented	0.0	0.0	0.0	0.0	0.0	0.0	0.0	0.0	0.0	0.0	0.0	0.0	0.0
Diff and Other	348.2	307.5	318.9	296.7	343.8	232.2	250.9	302.2	315.8	352.3	335.2	309.8	3,713.5
Process and Frac													
Pentanes Plus	444.9	416.4	473.7	451.9	483.0	370.4	451.3	466.6	387.3	445.9	371.3	378.2	5,140.9
Propane	0.0	0.0	0.0	0.0	0.0	0.0	0.0	0.0	0.0	0.0	0.0	0.0	0.0
Butanes	0.0	0.0	0.0	0.0	0.0	0.0	0.0	0.0	0.0	0.0	0.0	0.0	0.0
Ethane	0.0	0.0	0.0	0.0	0.0	0.0	0.0	0.0	0.0	0.0	0.0	0.0	0.0
NGL	0.0	0.0	0.0	0.0	0.0	0.0	0.0	0.0	0.0	0.0	0.0	0.0	0.0
Sulphur	0.0	0.0	0.0	0.0	0.0	0.0	0.0	0.0	0.0	0.0	0.0	0.0	0.0
Sulphur Closing Inv	0.0	0.0	0.0	0.0	0.0	0.0	0.0	0.0	0.0	0.0	0.0	0.0	0.0

Unit of Measurement: Gas and Gas equivalent products: 1000m3, Liquids: m3, Sulphur: MTS

VPR6200

Facility ID ABGP0001910

Facility Name ATCO ATIM

Facility Licence # 12418

Facility Operator A74Y TIDEWATER

Production Month	201701	201702	201703	201704	201705	201706	201707	201708	201709	201710	201711	201712	Totals
Receipts													
Receipts from Alberta Facilities	32,491.6	29,251.0	32,021.1	31,489.1	32,071.8	31,156.3	14,537.6	30,798.0	30,519.7	31,687.7	30,132.8	32,286.5	358,443.2
Receipts from Non-Alberta Facilities	0.0	0.0	0.0	0.0	0.0	0.0	0.0	0.0	0.0	0.0	0.0	0.0	0.0
Dispositions													
Disposition													
Battery	0.0	0.0	0.0	0.0	0.0	0.0	0.0	0.0	0.0	0.0	0.0	0.0	0.0
Gas Gathering System	0.0	0.0	0.0	0.0	0.0	0.0	0.0	0.0	0.0	0.0	0.0	0.0	0.0
Gas Plant	0.0	0.0	0.0	0.0	0.0	0.0	0.0	0.0	0.0	0.0	0.0	0.0	0.0
Injection Facility	0.0	0.0	0.0	0.0	0.0	0.0	0.0	0.0	0.0	0.0	0.0	0.0	0.0
Meter Station	30,489.0	27,578.1	30,352.7	29,645.2	30,305.3	29,460.6	13,799.8	29,600.7	29,460.9	30,543.2	28,855.4	31,058.4	341,149.3
Other	0.0	0.0	0.0	0.0	0.0	0.0	0.0	0.0	0.0	0.0	0.0	0.0	0.0
Alberta Commercial	0.0	0.0	0.0	0.0	0.0	0.0	0.0	0.0	0.0	0.0	0.0	0.0	0.0
Alberta Industrial	0.0	0.0	0.0	0.0	0.0	0.0	0.0	0.0	0.0	0.0	0.0	0.0	0.0
Alberta Residential	0.0	0.0	0.0	0.0	0.0	0.0	0.0	0.0	0.0	0.0	0.0	0.0	0.0
Alberta Elec.Generation	0.0	0.0	0.0	0.0	0.0	0.0	0.0	0.0	0.0	0.0	0.0	0.0	0.0
Shrinkage													
Acid Gas	0.0	0.0	0.0	0.0	0.0	0.0	0.0	0.0	0.0	0.0	0.0	0.0	0.0
Other products	2,557.6	2,158.1	2,141.8	2,288.2	2,331.6	2,256.3	1,046.5	1,772.0	1,605.1	1,715.5	1,697.9	1,808.1	23,378.7
Fuel	17.9	15.2	16.6	14.8	2.8	2.8	1.2	2.5	2.6	12.2	16.5	16.9	122.0
Flared	0.2	0.9	0.7	0.4	1.7	0.2	0.2	1.8	0.5	1.2	0.2	0.4	8.4
Vented	0.0	0.0	0.0	0.0	0.0	0.0	0.0	0.0	0.0	0.0	0.0	0.0	0.0
Diff and Other	-573.1	-501.3	-490.7	-459.5	-569.6	-563.6	-310.1	-579.0	-549.4	-584.4	-437.2	-597.3	-6,215.2
Process and Frac													
Pentanes Plus	0.0	0.0	0.0	0.0	0.0	0.0	0.0	0.0	0.0	0.0	0.0	0.0	0.0
Propane	0.0	0.0	0.0	0.0	0.0	0.0	0.0	0.0	0.0	0.0	0.0	0.0	0.0
Butanes	0.0	0.0	0.0	0.0	0.0	0.0	0.0	0.0	0.0	0.0	0.0	0.0	0.0
Ethane	0.0	0.0	0.0	0.0	0.0	0.0	0.0	0.0	0.0	0.0	0.0	0.0	0.0
NGL	9,292.1	7,832.6	7,762.2	8,314.0	8,483.0	8,237.7	3,813.1	6,447.0	5,851.6	6,218.3	6,125.3	6,525.0	84,901.9
Sulphur	0.0	0.0	0.0	0.0	0.0	0.0	0.0	0.0	0.0	0.0	0.0	0.0	0.0
Sulphur Closing Inv	0.0	0.0	0.0	0.0	0.0	0.0	0.0	0.0	0.0	0.0	0.0	0.0	0.0

Unit of Measurement: Gas and Gas equivalent products: 1000m3, Liquids: m3, Sulphur: MTS

VPR6200

Facility ID ABGP0001965

Facility Name PANCDN VERGER

Facility Licence # 3178

Facility Operator A7NW TXNE

Production Month	201701	201702	201703	201704	201705	201706	201707	201708	201709	201710	201711	201712	Totals
Receipts													
Receipts from Alberta Facilities	10,343.3	9,200.0	10,223.6	10,458.6	10,707.8	10,055.6	10,089.7	10,246.4	9,476.3	10,268.7	10,187.2	10,515.6	121,772.8
Receipts from Non-Alberta Facilities	0.0	0.0	0.0	0.0	0.0	0.0	0.0	0.0	0.0	0.0	0.0	0.0	0.0
Dispositions													
Disposition													
Battery	0.0	0.0	0.0	0.0	0.0	0.0	0.0	0.0	0.0	0.0	0.0	8.2	8.2
Gas Gathering System	0.0	0.0	0.0	0.0	0.0	0.0	0.0	0.0	0.0	0.0	0.0	0.0	0.0
Gas Plant	0.0	0.0	0.0	0.0	0.0	0.0	0.0	0.0	0.0	0.0	0.0	0.0	0.0
Injection Facility	0.0	0.0	0.0	0.0	0.0	0.0	0.0	0.0	0.0	0.0	0.0	0.0	0.0
Meter Station	9,655.5	8,555.7	9,663.0	9,665.9	9,936.8	9,390.8	9,205.0	9,423.4	8,711.2	9,429.4	9,280.5	9,418.1	112,335.3
Other	0.0	0.0	0.0	0.0	0.0	0.0	0.0	0.0	0.0	0.0	0.0	0.0	0.0
Alberta Commercial	0.0	0.0	0.0	0.0	0.0	0.0	0.0	0.0	0.0	0.0	0.0	0.0	0.0
Alberta Industrial	0.0	0.0	0.0	0.0	0.0	0.0	0.0	0.0	0.0	0.0	0.0	0.0	0.0
Alberta Residential	0.0	0.0	0.0	0.0	0.0	0.0	0.0	0.0	0.0	0.0	0.0	0.0	0.0
Alberta Elec.Generation	0.0	0.0	0.0	0.0	0.0	0.0	0.0	0.0	0.0	0.0	0.0	0.0	0.0
Shrinkage													
Acid Gas	0.0	0.0	0.0	0.0	0.0	0.0	0.0	0.0	0.0	0.0	0.0	0.0	0.0
Other products	7.1	9.0	13.5	15.3	21.6	20.3	14.9	16.0	14.0	16.1	15.0	16.4	179.2
Fuel	325.6	283.4	308.2	302.7	352.2	328.0	311.2	319.1	305.6	347.1	295.3	515.4	3,993.8
Flared	0.0	0.0	0.0	0.0	0.0	0.0	0.0	0.0	0.0	0.0	0.0	0.0	0.0
Vented	3.4	3.0	4.8	3.4	3.4	6.1	4.8	3.4	6.1	4.8	3.3	3.4	49.9
Diff and Other	351.7	348.9	234.1	471.3	393.8	310.4	553.8	484.5	439.4	471.3	593.1	554.1	5,206.4
Process and Frac													
Pentanes Plus	24.6	43.7	25.6	0.0	0.0	0.0	0.0	0.0	0.0	0.0	0.0	0.0	93.9
Propane	0.0	0.0	0.0	0.0	0.0	0.0	0.0	0.0	0.0	0.0	0.0	0.0	0.0
Butanes	0.0	0.0	0.0	0.0	0.0	0.0	0.0	0.0	0.0	0.0	0.0	0.0	0.0
Ethane	0.0	0.0	0.0	0.0	0.0	0.0	0.0	0.0	0.0	0.0	0.0	0.0	0.0
NGL	8.9	0.0	35.4	68.5	96.0	89.4	66.2	71.3	62.7	71.4	66.6	72.5	708.9
Sulphur	0.0	0.0	0.0	0.0	0.0	0.0	0.0	0.0	0.0	0.0	0.0	0.0	0.0
Sulphur Closing Inv	0.0	0.0	0.0	0.0	0.0	0.0	0.0	0.0	0.0	0.0	0.0	0.0	0.0

Unit of Measurement: Gas and Gas equivalent products: 1000m3, Liquids: m3, Sulphur: MTS

VPR6200

Facility ID ABGP0001966

Facility Name ENERGY PROCESSORS MIKWAN

Facility Licence # 5632

Facility Operator A74Y TIDEWATER

Production Month	201701	201702	201703	201704	201705	201706	201707	201708	201709	201710	201711	201712	Totals
Receipts													
Receipts from Alberta Facilities	1,206.7	1,178.0	1,346.5	1,300.7	1,286.7	1,029.1	1,458.2	1,289.1	1,197.9	1,232.1	1,116.2	1,098.5	14,739.7
Receipts from Non-Alberta Facilities	0.0	0.0	0.0	0.0	0.0	0.0	0.0	0.0	0.0	0.0	0.0	0.0	0.0
Dispositions													
Disposition													
Battery	0.0	0.0	0.0	0.0	0.0	0.0	0.0	0.0	0.0	0.0	0.0	0.0	0.0
Gas Gathering System	0.0	0.0	0.0	0.0	0.0	0.0	0.0	0.0	0.0	0.0	0.0	0.0	0.0
Gas Plant	0.0	0.0	0.0	0.0	0.0	0.0	0.0	0.0	0.0	0.0	0.0	0.0	0.0
Injection Facility	0.0	0.0	0.0	0.0	0.0	0.0	0.0	0.0	0.0	0.0	0.0	0.0	0.0
Meter Station	1,049.8	1,040.4	1,191.5	1,150.0	1,144.0	932.7	1,318.5	1,163.2	1,051.9	1,101.7	993.9	963.4	13,101.0
Other	0.0	0.0	0.0	0.0	0.0	0.0	0.0	0.0	0.0	0.0	0.0	0.0	0.0
Alberta Commercial	0.0	0.0	0.0	0.0	0.0	0.0	0.0	0.0	0.0	0.0	0.0	0.0	0.0
Alberta Industrial	0.0	0.0	0.0	0.0	0.0	0.0	0.0	0.0	0.0	0.0	0.0	0.0	0.0
Alberta Residential	0.0	0.0	0.0	0.0	0.0	0.0	0.0	0.0	0.0	0.0	0.0	0.0	0.0
Alberta Elec.Generation	0.0	0.0	0.0	0.0	0.0	0.0	0.0	0.0	0.0	0.0	0.0	0.0	0.0
Shrinkage													
Acid Gas	0.0	0.0	0.0	0.0	0.0	0.0	0.0	0.0	0.0	0.0	0.0	0.0	0.0
Other products	33.5	31.0	43.5	33.4	36.2	26.4	39.4	41.1	38.6	30.8	26.2	24.9	405.0
Fuel	113.4	102.9	118.5	118.3	120.1	90.1	124.1	125.6	120.3	122.0	121.1	124.2	1,400.6
Flared	0.0	0.0	0.0	0.0	0.0	0.0	0.0	0.0	0.0	0.0	0.0	0.0	0.0
Vented	0.0	0.0	0.0	0.0	0.0	0.3	0.0	0.0	0.0	0.0	0.0	0.0	0.3
Diff and Other	10.0	3.7	-7.0	-1.0	-13.6	-20.4	-23.8	-40.8	-12.9	-22.4	-25.0	-14.0	-167.2
Process and Frac													
Pentanes Plus	0.0	0.0	0.0	0.0	0.0	11.1	5.0	0.0	0.0	0.0	0.0	0.0	16.1
Propane	0.0	0.0	0.0	0.0	0.0	0.0	0.0	0.0	0.0	0.0	0.0	0.0	0.0
Butanes	0.0	0.0	0.0	0.0	0.0	0.0	0.0	0.0	0.0	0.0	0.0	0.0	0.0
Ethane	0.0	0.0	0.0	0.0	0.0	0.0	0.0	0.0	0.0	0.0	0.0	0.0	0.0
NGL	140.9	130.6	183.5	140.7	152.8	101.3	162.1	175.3	162.5	129.6	110.4	105.2	1,694.9
Sulphur	0.0	0.0	0.0	0.0	0.0	0.0	0.0	0.0	0.0	0.0	0.0	0.0	0.0
Sulphur Closing Inv	0.0	0.0	0.0	0.0	0.0	0.0	0.0	0.0	0.0	0.0	0.0	0.0	0.0

Unit of Measurement: Gas and Gas equivalent products: 1000m3, Liquids: m3, Sulphur: MTS

VPR6200

Facility ID ABGP0001969

Facility Name ALDER FLATS 11-33 GAS PLANT

Facility Licence # 9781

Facility Operator A74Y TIDEWATER

Production Month	201701	201702	201703	201704	201705	201706	201707	201708	201709	201710	201711	201712	Totals
Receipts													
Receipts from Alberta Facilities	19,089.9	17,602.9	18,224.9	20,071.9	20,334.9	16,965.3	17,712.5	17,438.5	16,203.3	16,452.4	15,510.7	15,988.1	211,595.3
Receipts from Non-Alberta Facilities	0.0	0.0	0.0	0.0	0.0	0.0	0.0	0.0	0.0	0.0	0.0	0.0	0.0
Dispositions													
Disposition													
Battery	0.0	0.0	0.0	0.0	0.0	0.0	0.0	0.0	0.0	0.0	0.0	0.0	0.0
Gas Gathering System	0.0	0.0	0.0	0.0	0.0	0.0	0.0	0.0	0.0	0.0	0.0	0.0	0.0
Gas Plant	0.0	0.0	0.0	0.0	0.0	0.0	0.0	0.0	0.0	0.0	0.0	0.0	0.0
Injection Facility	0.0	0.0	0.0	0.0	0.0	0.0	0.0	0.0	0.0	0.0	0.0	0.0	0.0
Meter Station	18,198.6	16,728.3	17,290.1	19,007.0	19,186.5	15,933.3	16,567.3	16,298.2	15,112.1	15,319.2	14,415.3	14,850.6	198,906.5
Other	0.0	0.0	0.0	0.0	0.0	0.0	0.0	0.0	0.0	0.0	0.0	0.0	0.0
Alberta Commercial	0.0	0.0	0.0	0.0	0.0	0.0	0.0	0.0	0.0	0.0	0.0	0.0	0.0
Alberta Industrial	0.0	0.0	0.0	0.0	0.0	0.0	0.0	0.0	0.0	0.0	0.0	0.0	0.0
Alberta Residential	0.0	0.0	0.0	0.0	0.0	0.0	0.0	0.0	0.0	0.0	0.0	0.0	0.0
Alberta Elec.Generation	0.0	0.0	0.0	0.0	0.0	0.0	0.0	0.0	0.0	0.0	0.0	0.0	0.0
Shrinkage													
Acid Gas	0.0	0.0	0.0	0.0	0.0	0.0	0.0	0.0	0.0	0.0	0.0	0.0	0.0
Other products	587.7	531.4	555.0	608.5	617.2	531.0	584.4	561.5	543.1	540.5	517.3	519.1	6,696.7
Fuel	610.0	562.9	513.8	564.9	607.0	533.3	600.8	605.5	576.7	588.1	576.1	597.7	6,936.8
Flared	4.8	4.2	6.8	5.4	4.8	6.3	4.8	4.7	5.4	5.6	5.6	4.7	63.1
Vented	9.6	8.7	9.4	9.4	9.4	9.4	9.4	9.4	9.4	9.4	9.4	9.4	112.3
Diff and Other	-320.8	-232.6	-150.2	-123.3	-90.0	-48.0	-54.2	-40.8	-43.4	-10.4	-13.0	6.6	-1,120.1
Process and Frac													
Pentanes Plus	579.3	588.7	528.5	491.1	546.6	414.3	423.8	389.5	363.6	398.6	400.5	441.8	5,566.3
Propane	0.0	0.0	0.0	0.0	0.0	0.0	0.0	0.0	0.0	0.0	0.0	0.0	0.0
Butanes	0.0	0.0	0.0	0.0	0.0	0.0	0.0	0.0	0.0	0.0	0.0	0.0	0.0
Ethane	0.0	0.0	0.0	0.0	0.0	0.0	0.0	0.0	0.0	0.0	0.0	0.0	0.0
NGL	1,926.6	1,686.8	1,827.3	2,086.7	2,075.6	1,833.4	2,045.0	1,979.3	1,926.0	1,885.2	1,788.1	1,760.7	22,820.7
Sulphur	0.0	0.0	0.0	0.0	0.0	0.0	0.0	0.0	0.0	0.0	0.0	0.0	0.0
Sulphur Closing Inv	0.0	0.0	0.0	0.0	0.0	0.0	0.0	0.0	0.0	0.0	0.0	0.0	0.0

Unit of Measurement: Gas and Gas equivalent products: 1000m3, Liquids: m3, Sulphur: MTS

VPR6200

Facility ID ABGP0001976

Facility Name ENERGY PROCESSORS WINDFALL

Facility Licence # 13845

Facility Operator A74Y TIDEWATER

Production Month	201701	201702	201703	201704	201705	201706	201707	201708	201709	201710	201711	201712	Totals
Receipts													
Receipts from Alberta Facilities	3,349.4	2,977.0	2,964.2	2,863.6	2,876.0	2,935.4	2,793.5	2,519.3	1,774.0	1,345.3	2,591.0	719.1	29,707.8
Receipts from Non-Alberta Facilities	0.0	0.0	0.0	0.0	0.0	0.0	0.0	0.0	0.0	0.0	0.0	0.0	0.0
Dispositions													
Disposition													
Battery	0.0	0.0	0.0	0.0	0.0	0.0	0.0	0.0	0.0	0.0	0.0	0.0	0.0
Gas Gathering System	0.0	0.0	0.0	0.0	0.0	0.0	0.0	0.0	0.0	0.0	0.0	0.0	0.0
Gas Plant	0.0	0.0	0.0	0.0	0.0	0.0	0.0	0.0	0.0	0.0	0.0	0.0	0.0
Injection Facility	0.0	0.0	0.0	0.0	0.0	0.0	0.0	0.0	0.0	0.0	0.0	0.0	0.0
Meter Station	3,169.3	2,812.2	2,792.5	2,700.8	2,713.6	2,776.4	2,626.3	2,362.3	1,615.2	1,202.4	2,359.5	638.6	27,769.1
Other	0.0	0.0	0.0	0.0	0.0	0.0	0.0	0.0	0.0	0.0	0.0	0.0	0.0
Alberta Commercial	0.0	0.0	0.0	0.0	0.0	0.0	0.0	0.0	0.0	0.0	0.0	0.0	0.0
Alberta Industrial	0.0	0.0	0.0	0.0	0.0	0.0	0.0	0.0	0.0	0.0	0.0	0.0	0.0
Alberta Residential	0.0	0.0	0.0	0.0	0.0	0.0	0.0	0.0	0.0	0.0	0.0	0.0	0.0
Alberta Elec.Generation	0.0	0.0	0.0	0.0	0.0	0.0	0.0	0.0	0.0	0.0	0.0	0.0	0.0
Shrinkage													
Acid Gas	0.0	0.0	0.0	0.0	0.0	0.0	0.0	0.0	0.0	0.0	0.0	0.0	0.0
Other products	24.6	48.6	41.4	31.7	42.1	43.0	42.9	29.9	33.7	22.9	34.3	7.1	402.2
Fuel	132.0	118.6	130.5	124.0	119.8	116.4	120.0	97.5	96.4	92.9	122.7	60.9	1,331.7
Flared	6.2	5.6	6.0	6.0	6.2	7.1	6.2	3.9	0.0	6.0	6.0	6.2	65.4
Vented	0.0	0.0	0.0	0.0	0.0	0.0	0.0	0.0	0.0	0.2	0.2	0.0	0.4
Diff and Other	17.3	-8.0	-6.2	1.1	-5.7	-7.5	-1.9	25.7	28.7	20.9	68.3	6.3	139.0
Process and Frac													
Pentanes Plus	16.1	44.2	31.0	14.5	33.4	2.8	22.4	7.9	0.0	6.1	25.8	0.9	205.1
Propane	0.0	0.0	0.0	0.0	0.0	0.0	0.0	0.0	0.0	0.0	0.0	0.0	0.0
Butanes	0.0	0.0	0.0	0.0	0.0	0.0	0.0	0.0	0.0	0.0	0.0	0.0	0.0
Ethane	0.0	0.0	0.0	0.0	0.0	0.0	0.0	0.0	0.0	0.0	0.0	0.0	0.0
NGL	92.8	172.9	152.9	125.6	154.7	182.4	166.9	123.1	147.4	93.9	126.8	30.2	1,569.6
Sulphur	0.0	0.0	0.0	0.0	0.0	0.0	0.0	0.0	0.0	0.0	0.0	0.0	0.0
Sulphur Closing Inv	0.0	0.0	0.0	0.0	0.0	0.0	0.0	0.0	0.0	0.0	0.0	0.0	0.0

Unit of Measurement: Gas and Gas equivalent products: 1000m3, Liquids: m3, Sulphur: MTS

VPR6200

Facility ID ABGP0001979

Facility Name KEYWEST WAYNE-ROSEDALE 7-6

Facility Licence # 3982

Facility Operator OZOH

Production Month	201701	201702	201703	201704	201705	201706	201707	201708	201709	201710	201711	201712	Totals
	SHUTIN	SHUTIN	SHUTIN	SHUTIN	SHUTIN	SHUTIN	SHUTIN	SHUTIN	SHUTIN	SHUTIN	SHUTIN	SHUTIN	
Receipts													
Receipts from Alberta Facilities	0.0	0.0	0.0	0.0	0.0	0.0	0.0	0.0	0.0	0.0	0.0	0.0	0.0
Receipts from Non-Alberta Facilities	0.0	0.0	0.0	0.0	0.0	0.0	0.0	0.0	0.0	0.0	0.0	0.0	0.0
Dispositions													
Disposition													
Battery	0.0	0.0	0.0	0.0	0.0	0.0	0.0	0.0	0.0	0.0	0.0	0.0	0.0
Gas Gathering System	0.0	0.0	0.0	0.0	0.0	0.0	0.0	0.0	0.0	0.0	0.0	0.0	0.0
Gas Plant	0.0	0.0	0.0	0.0	0.0	0.0	0.0	0.0	0.0	0.0	0.0	0.0	0.0
Injection Facility	0.0	0.0	0.0	0.0	0.0	0.0	0.0	0.0	0.0	0.0	0.0	0.0	0.0
Meter Station	0.0	0.0	0.0	0.0	0.0	0.0	0.0	0.0	0.0	0.0	0.0	0.0	0.0
Other	0.0	0.0	0.0	0.0	0.0	0.0	0.0	0.0	0.0	0.0	0.0	0.0	0.0
Alberta Commercial	0.0	0.0	0.0	0.0	0.0	0.0	0.0	0.0	0.0	0.0	0.0	0.0	0.0
Alberta Industrial	0.0	0.0	0.0	0.0	0.0	0.0	0.0	0.0	0.0	0.0	0.0	0.0	0.0
Alberta Residential	0.0	0.0	0.0	0.0	0.0	0.0	0.0	0.0	0.0	0.0	0.0	0.0	0.0
Alberta Elec.Generation	0.0	0.0	0.0	0.0	0.0	0.0	0.0	0.0	0.0	0.0	0.0	0.0	0.0
Shrinkage													
Acid Gas	0.0	0.0	0.0	0.0	0.0	0.0	0.0	0.0	0.0	0.0	0.0	0.0	0.0
Other products	0.0	0.0	0.0	0.0	0.0	0.0	0.0	0.0	0.0	0.0	0.0	0.0	0.0
Fuel	0.0	0.0	0.0	0.0	0.0	0.0	0.0	0.0	0.0	0.0	0.0	0.0	0.0
Flared	0.0	0.0	0.0	0.0	0.0	0.0	0.0	0.0	0.0	0.0	0.0	0.0	0.0
Vented	0.0	0.0	0.0	0.0	0.0	0.0	0.0	0.0	0.0	0.0	0.0	0.0	0.0
Diff and Other	0.0	0.0	0.0	0.0	0.0	0.0	0.0	0.0	0.0	0.0	0.0	0.0	0.0
Process and Frac													
Pentanes Plus	0.0	0.0	0.0	0.0	0.0	0.0	0.0	0.0	0.0	0.0	0.0	0.0	0.0
Propane	0.0	0.0	0.0	0.0	0.0	0.0	0.0	0.0	0.0	0.0	0.0	0.0	0.0
Butanes	0.0	0.0	0.0	0.0	0.0	0.0	0.0	0.0	0.0	0.0	0.0	0.0	0.0
Ethane	0.0	0.0	0.0	0.0	0.0	0.0	0.0	0.0	0.0	0.0	0.0	0.0	0.0
NGL	0.0	0.0	0.0	0.0	0.0	0.0	0.0	0.0	0.0	0.0	0.0	0.0	0.0
Sulphur	0.0	0.0	0.0	0.0	0.0	0.0	0.0	0.0	0.0	0.0	0.0	0.0	0.0
Sulphur Closing Inv	0.0	0.0	0.0	0.0	0.0	0.0	0.0	0.0	0.0	0.0	0.0	0.0	0.0

VPR6200

Facility ID ABGP0001982

Facility Name CORSE HUXLEY

Facility Licence # 4709

Facility Operator A6NW CORSE

Production Month	201701	201702	201703	201704	201705	201706	201707	201708	201709	201710	201711	201712	Totals
Receipts													
Receipts from Alberta Facilities	1,660.8	1,417.3	1,651.2	1,550.1	1,587.1	1,511.9	1,540.6	1,539.9	1,473.4	1,486.5	1,381.0	1,363.1	18,162.9
Receipts from Non-Alberta Facilities	0.0	0.0	0.0	0.0	0.0	0.0	0.0	0.0	0.0	0.0	0.0	0.0	0.0
Dispositions													
Disposition													
Battery	0.0	0.0	0.0	0.0	0.0	0.0	0.0	0.0	0.0	0.0	0.0	0.0	0.0
Gas Gathering System	0.0	0.0	0.0	0.0	0.0	0.0	0.0	0.0	0.0	0.0	0.0	0.0	0.0
Gas Plant	0.0	0.0	0.0	0.0	0.0	0.0	0.0	0.0	0.0	0.0	0.0	0.0	0.0
Injection Facility	0.0	0.0	0.0	0.0	0.0	0.0	0.0	0.0	0.0	0.0	0.0	0.0	0.0
Meter Station	1,490.6	1,273.4	1,477.9	1,408.7	1,430.3	1,355.7	1,366.3	1,379.6	1,306.5	1,311.5	1,225.7	1,233.9	16,260.1
Other	0.0	0.0	0.0	0.0	0.0	0.0	0.0	0.0	0.0	0.0	0.0	0.0	0.0
Alberta Commercial	0.0	0.0	0.0	0.0	0.0	0.0	0.0	0.0	0.0	0.0	0.0	0.0	0.0
Alberta Industrial	0.0	0.0	0.0	0.0	0.0	0.0	0.0	0.0	0.0	0.0	0.0	0.0	0.0
Alberta Residential	0.0	0.0	0.0	0.0	0.0	0.0	0.0	0.0	0.0	0.0	0.0	0.0	0.0
Alberta Elec.Generation	0.0	0.0	0.0	0.0	0.0	0.0	0.0	0.0	0.0	0.0	0.0	0.0	0.0
Shrinkage													
Acid Gas	0.0	0.0	0.0	0.0	0.0	0.0	0.0	0.0	0.0	0.0	0.0	0.0	0.0
Other products	11.4	6.0	17.7	9.0	11.8	18.1	12.6	15.4	15.8	12.4	13.2	11.2	154.6
Fuel	62.1	47.8	73.4	88.4	85.0	51.9	87.0	69.7	99.1	99.9	45.9	67.1	877.3
Flared	0.0	0.0	0.0	0.0	0.0	0.0	0.0	0.0	0.0	0.0	0.0	0.0	0.0
Vented	0.0	0.0	0.0	0.0	0.0	0.0	0.0	0.0	0.0	0.0	0.0	0.0	0.0
Diff and Other	96.7	90.1	82.2	44.0	60.0	86.2	74.7	75.2	52.0	62.7	96.2	50.9	870.9
Process and Frac													
Pentanes Plus	0.0	3.4	1.2	0.0	1.3	19.6	0.0	4.9	0.0	7.1	1.4	0.0	38.9
Propane	0.0	0.0	0.0	0.0	0.0	0.0	0.0	0.0	0.0	0.0	0.0	0.0	0.0
Butanes	0.0	0.0	0.0	0.0	0.0	0.0	0.0	0.0	0.0	0.0	0.0	0.0	0.0
Ethane	0.0	0.0	0.0	0.0	0.0	0.0	0.0	0.0	0.0	0.0	0.0	0.0	0.0
NGL	52.6	24.0	79.7	41.5	51.3	62.0	56.6	63.7	69.6	48.1	56.9	49.8	655.8
Sulphur	0.0	0.0	0.0	0.0	0.0	0.0	0.0	0.0	0.0	0.0	0.0	0.0	0.0
Sulphur Closing Inv	0.0	0.0	0.0	0.0	0.0	0.0	0.0	0.0	0.0	0.0	0.0	0.0	0.0

Unit of Measurement: Gas and Gas equivalent products: 1000m3, Liquids: m3, Sulphur: MTS

VPR6200

Facility ID ABGP0001987

Facility Name PEMBINA 13-35-47-10W5

Facility Licence # 10434

Facility Operator A5D4 CVE

Production Month	201701	201702	201703	201704	201705	201706	201707	201708	201709	201710	201711	201712	Totals
Receipts													
Receipts from Alberta Facilities	8,344.4	7,600.1	8,418.7	7,894.7	8,015.0	7,508.0	7,526.5	6,906.5	7,407.9	6,659.9	6,910.9	6,888.4	90,081.0
Receipts from Non-Alberta Facilities	0.0	0.0	0.0	0.0	0.0	0.0	0.0	0.0	0.0	0.0	0.0	0.0	0.0
Dispositions													
Disposition													
Battery	0.0	0.0	0.0	0.0	0.0	0.0	0.0	0.0	0.0	0.0	0.0	0.0	0.0
Gas Gathering System	0.0	0.0	0.0	0.0	0.0	0.0	0.0	0.0	0.0	0.0	0.0	0.0	0.0
Gas Plant	0.0	0.0	0.0	0.0	0.0	0.0	0.0	0.0	0.0	0.0	0.0	0.0	0.0
Injection Facility	0.0	0.0	0.0	0.0	0.0	0.0	0.0	0.0	0.0	0.0	0.0	0.0	0.0
Meter Station	7,394.6	6,738.1	7,566.4	7,045.0	7,111.7	6,684.0	6,709.1	6,047.3	6,565.6	5,903.9	6,128.9	6,038.6	79,933.2
Other	0.0	0.0	0.0	0.0	0.0	0.0	0.0	0.0	0.0	0.0	0.0	0.0	0.0
Alberta Commercial	0.0	0.0	0.0	0.0	0.0	0.0	0.0	0.0	0.0	0.0	0.0	0.0	0.0
Alberta Industrial	0.0	0.0	0.0	0.0	0.0	0.0	0.0	0.0	0.0	0.0	0.0	0.0	0.0
Alberta Residential	0.0	0.0	0.0	0.0	0.0	0.0	0.0	0.0	0.0	0.0	0.0	0.0	0.0
Alberta Elec.Generation	0.0	0.0	0.0	0.0	0.0	0.0	0.0	0.0	0.0	0.0	0.0	0.0	0.0
Shrinkage													
Acid Gas	0.0	0.0	0.0	0.0	0.0	0.0	0.0	0.0	0.0	0.0	0.0	0.0	0.0
Other products	485.2	430.7	469.7	433.8	454.4	417.4	415.2	429.2	422.5	390.8	360.8	392.3	5,102.0
Fuel	442.5	400.1	428.7	376.4	381.6	356.4	346.4	364.2	364.3	340.8	325.3	379.8	4,506.5
Flared	3.0	1.5	5.2	2.1	4.8	3.0	2.3	4.7	9.2	23.8	2.6	1.9	64.1
Vented	1.8	1.7	1.6	1.5	1.6	1.4	1.4	1.6	1.9	1.7	1.7	1.8	19.7
Diff and Other	17.3	28.0	-52.9	35.9	60.9	45.8	52.1	59.5	44.4	-1.1	91.6	74.0	455.5
Process and Frac													
Pentanes Plus	818.1	719.0	718.8	653.7	677.5	604.3	621.8	678.9	725.6	650.8	637.5	740.4	8,246.4
Propane	0.0	0.0	0.0	0.0	0.0	0.0	0.0	0.0	0.0	0.0	0.0	0.0	0.0
Butanes	0.0	0.0	0.0	0.0	0.0	0.0	0.0	0.0	0.0	0.0	0.0	0.0	0.0
Ethane	0.0	0.0	0.0	0.0	0.0	0.0	0.0	0.0	0.0	0.0	0.0	0.0	0.0
NGL	1,255.7	1,126.4	1,283.8	1,200.9	1,264.7	1,182.1	1,148.7	1,160.0	1,088.9	1,024.0	916.6	940.7	13,592.5
Sulphur	0.0	0.0	0.0	0.0	0.0	0.0	0.0	0.0	0.0	0.0	0.0	0.0	0.0
Sulphur Closing Inv	0.0	0.0	0.0	0.0	0.0	0.0	0.0	0.0	0.0	0.0	0.0	0.0	0.0

Unit of Measurement: Gas and Gas equivalent products: 1000m3, Liquids: m3, Sulphur: MTS

VPR6200

Facility ID ABGP0075252

Facility Name MARKWEST BANTRY 12-21-18-13 W4 PLANT

Facility Licence # 22371

Facility Operator A6A7 CARDINAL

Production Month	201701	201702	201703	201704	201705	201706	201707	201708	201709	201710	201711	201712	Totals
Receipts													
Receipts from Alberta Facilities	2,783.1	2,327.4	2,768.6	3,033.5	3,458.9	2,926.1	2,808.9	3,046.1	2,535.7	2,000.4	1,889.9	1,884.5	31,463.1
Receipts from Non-Alberta Facilities	0.0	0.0	0.0	0.0	0.0	0.0	0.0	0.0	0.0	0.0	0.0	0.0	0.0
Dispositions													
Disposition													
Battery	0.0	0.0	0.0	0.0	0.0	0.0	0.0	0.0	0.0	0.0	0.0	0.0	0.0
Gas Gathering System	0.0	0.0	0.0	0.0	0.0	0.0	0.0	0.0	0.0	0.0	0.0	0.0	0.0
Gas Plant	0.0	0.0	0.0	0.0	0.0	0.0	0.0	0.0	0.0	0.0	0.0	0.0	0.0
Injection Facility	0.0	0.0	0.0	0.0	0.0	0.0	0.0	0.0	0.0	0.0	0.0	0.0	0.0
Meter Station	2,536.3	2,068.0	2,468.0	2,815.6	3,074.9	2,764.9	2,629.8	2,815.8	2,307.7	1,884.8	1,690.7	1,592.8	28,649.3
Other	66.2	56.5	54.8	38.6	28.3	24.8	18.9	21.0	24.8	45.3	60.4	65.4	505.0
Alberta Commercial	0.0	0.0	0.0	0.0	0.0	0.0	0.0	0.0	0.0	0.0	0.0	0.0	0.0
Alberta Industrial	0.0	0.0	0.0	0.0	0.0	0.0	0.0	0.0	0.0	0.0	0.0	0.0	0.0
Alberta Residential	0.0	0.0	0.0	0.0	0.0	0.0	0.0	0.0	0.0	0.0	0.0	0.0	0.0
Alberta Elec.Generation	0.0	0.0	0.0	0.0	0.0	0.0	0.0	0.0	0.0	0.0	0.0	0.0	0.0
Shrinkage													
Acid Gas	0.0	0.0	0.0	0.0	0.0	0.0	0.0	0.0	0.0	0.0	0.0	0.0	0.0
Other products	22.8	21.4	20.3	24.5	27.4	26.9	26.1	28.4	25.1	19.7	17.3	17.3	277.2
Fuel	76.0	68.6	76.0	73.5	76.0	73.5	73.5	0.0	73.5	76.0	73.5	76.0	816.1
Flared	0.0	0.0	0.0	0.0	0.0	0.0	0.0	0.0	0.0	0.0	0.0	0.0	0.0
Vented	0.0	0.0	0.0	0.0	0.0	0.0	0.0	0.0	0.0	0.0	0.0	0.0	0.0
Diff and Other	81.8	112.9	149.5	81.3	252.3	36.0	60.6	180.9	104.6	-25.4	48.0	133.0	1,215.5
Process and Frac													
Pentanes Plus	0.0	0.0	0.0	0.0	0.0	0.0	0.0	0.0	0.0	0.0	0.0	0.0	0.0
Propane	0.0	0.0	0.0	0.0	0.0	0.0	0.0	0.0	0.0	0.0	0.0	0.0	0.0
Butanes	0.0	0.0	0.0	0.0	0.0	0.0	0.0	0.0	0.0	0.0	0.0	0.0	0.0
Ethane	0.0	0.0	0.0	0.0	0.0	0.0	0.0	0.0	0.0	0.0	0.0	0.0	0.0
NGL	100.2	94.1	89.1	108.2	120.5	117.8	115.0	124.8	109.6	86.0	76.0	75.6	1,216.9
Sulphur	0.0	0.0	0.0	0.0	0.0	0.0	0.0	0.0	0.0	0.0	0.0	0.0	0.0
Sulphur Closing Inv	0.0	0.0	0.0	0.0	0.0	0.0	0.0	0.0	0.0	0.0	0.0	0.0	0.0

Unit of Measurement: Gas and Gas equivalent products: 1000m3, Liquids: m3, Sulphur: MTS

VPR6200

Facility ID ABGP0075995

Facility Name PROBE LEDUC GAS PROCESSING FACILITY

Facility Licence # 27649

Facility Operator A637 NEP

Production Month	201701	201702	201703	201704	201705	201706	201707	201708	201709	201710	201711	201712	Totals
Receipts													
Receipts from Alberta Facilities	11,568.0	10,575.7	8,105.4	11,751.7	10,470.6	12,102.6	13,433.4	13,471.0	13,178.9	5,728.0	12,588.4	14,978.6	137,952.3
Receipts from Non-Alberta Facilities	0.0	0.0	0.0	0.0	0.0	0.0	0.0	0.0	0.0	0.0	0.0	0.0	0.0
Dispositions													
Disposition													
Battery	0.0	0.0	0.0	0.0	0.0	0.0	0.0	0.0	0.0	0.0	0.0	0.0	0.0
Gas Gathering System	0.0	0.0	0.0	0.0	0.0	0.0	0.0	0.0	0.0	0.0	0.0	0.0	0.0
Gas Plant	1,498.5	1,331.9	1,189.0	1,468.7	1,421.3	2,063.5	1,669.2	2,042.7	2,019.5	892.9	1,804.9	1,804.6	19,206.7
Injection Facility	0.0	0.0	0.0	0.0	0.0	0.0	0.0	0.0	0.0	0.0	0.0	0.0	0.0
Meter Station	8,895.1	8,134.7	5,560.1	8,738.7	7,642.4	9,272.9	10,670.2	10,404.6	10,005.9	4,284.5	10,035.3	11,543.4	105,187.8
Other	0.0	0.0	0.0	0.0	0.0	0.0	0.0	0.0	0.0	0.0	0.0	0.0	0.0
Alberta Commercial	0.0	0.0	0.0	0.0	0.0	0.0	0.0	0.0	0.0	0.0	0.0	0.0	0.0
Alberta Industrial	0.0	0.0	0.0	0.0	0.0	0.0	0.0	0.0	0.0	0.0	0.0	0.0	0.0
Alberta Residential	0.0	0.0	0.0	0.0	0.0	0.0	0.0	0.0	0.0	0.0	0.0	0.0	0.0
Alberta Elec.Generation	0.0	0.0	0.0	0.0	0.0	0.0	0.0	0.0	0.0	0.0	0.0	0.0	0.0
Shrinkage													
Acid Gas	0.0	0.0	0.0	0.0	0.0	0.0	0.0	0.0	0.0	0.0	0.0	0.0	0.0
Other products	893.8	812.5	583.0	929.0	850.5	1,052.7	1,190.5	1,204.2	1,188.1	472.0	1,072.6	1,113.8	11,362.7
Fuel	230.1	304.3	227.5	323.9	343.4	381.8	0.0	354.0	374.3	158.4	297.4	344.5	3,339.6
Flared	0.0	0.0	0.0	0.0	0.0	0.0	0.0	0.0	0.0	0.0	0.0	0.0	0.0
Vented	0.0	0.0	0.0	0.0	0.0	0.0	0.0	0.0	0.0	0.0	0.0	0.0	0.0
Diff and Other	50.5	-7.7	545.8	291.4	213.0	-668.3	-96.5	-534.5	-408.9	-79.8	-621.8	172.3	-1,144.5
Process and Frac													
Pentanes Plus	0.0	0.0	0.0	0.0	0.0	0.0	0.0	0.0	0.0	0.0	0.0	0.0	0.0
Propane	0.0	0.0	0.0	0.0	0.0	0.0	0.0	0.0	0.0	0.0	0.0	0.0	0.0
Butanes	0.0	0.0	0.0	0.0	0.0	0.0	0.0	0.0	0.0	0.0	0.0	0.0	0.0
Ethane	0.0	0.0	0.0	0.0	0.0	0.0	0.0	0.0	0.0	0.0	0.0	0.0	0.0
NGL	3,610.0	3,271.8	2,327.8	3,734.1	3,409.8	4,220.5	4,796.1	4,850.2	4,758.7	1,888.5	4,295.5	4,471.6	45,634.6
Sulphur	0.0	0.0	0.0	0.0	0.0	0.0	0.0	0.0	0.0	0.0	0.0	0.0	0.0
Sulphur Closing Inv	0.0	0.0	0.0	0.0	0.0	0.0	0.0	0.0	0.0	0.0	0.0	0.0	0.0

Unit of Measurement: Gas and Gas equivalent products: 1000m3, Liquids: m3, Sulphur: MTS

VPR6200

Facility ID ABGP0076120

Facility Name Pengrowth Flowing Energy Monitor GP

Facility Licence # 27829

Facility Operator A6W2 RHE

Production Month	201701	201702	201703	201704	201705	201706	201707	201708	201709	201710	201711	201712	Totals
Receipts													
Receipts from Alberta Facilities	2,909.3	2,027.3	2,501.2	2,650.2	2,185.6	2,149.1	2,150.5	2,041.7	2,665.7	3,521.9	4,124.2	3,216.0	32,142.7
Receipts from Non-Alberta Facilities	0.0	0.0	0.0	0.0	0.0	0.0	0.0	0.0	0.0	0.0	0.0	0.0	0.0
Dispositions													
Disposition													
Battery	0.0	0.0	0.0	0.0	0.0	0.0	0.0	0.0	0.0	0.0	0.0	0.0	0.0
Gas Gathering System	0.0	0.0	0.0	0.0	0.0	0.0	0.0	0.0	0.0	0.0	0.0	0.0	0.0
Gas Plant	0.0	0.0	0.0	0.0	0.0	0.0	0.0	0.0	0.0	0.0	0.0	0.0	0.0
Injection Facility	0.0	0.0	0.0	0.0	0.0	0.0	0.0	0.0	0.0	0.0	0.0	0.0	0.0
Meter Station	2,770.6	1,897.9	2,268.5	2,458.3	2,018.8	1,913.8	1,990.3	1,811.0	2,513.3	3,283.7	3,739.9	2,875.0	29,541.1
Other	0.0	0.0	0.0	0.0	0.0	0.0	0.0	0.0	0.0	0.0	0.0	0.0	0.0
Alberta Commercial	0.0	0.0	0.0	0.0	0.0	0.0	0.0	0.0	0.0	0.0	0.0	0.0	0.0
Alberta Industrial	0.0	0.0	0.0	0.0	0.0	0.0	0.0	0.0	0.0	0.0	0.0	0.0	0.0
Alberta Residential	0.0	0.0	0.0	0.0	0.0	0.0	0.0	0.0	0.0	0.0	0.0	0.0	0.0
Alberta Elec.Generation	0.0	0.0	0.0	0.0	0.0	0.0	0.0	0.0	0.0	0.0	0.0	0.0	0.0
Shrinkage													
Acid Gas	0.0	0.0	0.0	0.0	0.0	0.0	0.0	0.0	0.0	0.0	0.0	0.0	0.0
Other products	16.3	14.1	15.4	12.6	16.7	15.9	9.7	12.8	15.3	14.6	14.2	10.9	168.5
Fuel	224.6	177.6	197.2	186.0	192.7	171.1	184.2	178.9	193.6	221.1	220.5	170.4	2,317.9
Flared	0.0	0.0	0.0	0.0	0.0	0.0	0.0	0.0	9.0	6.8	4.6	187.0	207.4
Vented	0.0	0.0	0.0	0.0	0.0	0.0	0.0	0.0	0.0	0.0	0.0	0.0	0.0
Diff and Other	-102.2	-62.3	20.1	-6.7	-42.6	48.3	-33.7	39.0	-65.5	-4.3	145.0	-27.3	-92.2
Process and Frac													
Pentanes Plus	78.8	68.3	74.3	61.1	80.7	76.8	46.8	61.9	73.8	70.6	68.6	52.7	814.4
Propane	0.0	0.0	0.0	0.0	0.0	0.0	0.0	0.0	0.0	0.0	0.0	0.0	0.0
Butanes	0.0	0.0	0.0	0.0	0.0	0.0	0.0	0.0	0.0	0.0	0.0	0.0	0.0
Ethane	0.0	0.0	0.0	0.0	0.0	0.0	0.0	0.0	0.0	0.0	0.0	0.0	0.0
NGL	0.0	0.0	0.0	0.0	0.0	0.0	0.0	0.0	0.0	0.0	0.0	0.0	0.0
Sulphur	0.0	0.0	0.0	0.0	0.0	0.0	0.0	0.0	0.0	0.0	0.0	0.0	0.0
Sulphur Closing Inv	0.0	0.0	0.0	0.0	0.0	0.0	0.0	0.0	0.0	0.0	0.0	0.0	0.0

Unit of Measurement: Gas and Gas equivalent products: 1000m3, Liquids: m3, Sulphur: MTS

VPR6200

Facility ID ABGP0077070

Facility Name RYCROFT 15-11-76-6W6 GAS PLANT

Facility Licence # 28375

Facility Operator A172 WINSLOW

Production Month	201701	201702	201703	201704	201705	201706	201707	201708	201709	201710	201711	201712	Totals
Receipts													
Receipts from Alberta Facilities	1,919.2	1,817.3	1,774.0	1,384.1	1,337.1	1,703.2	1,587.4	1,411.3	1,128.9	1,269.2	1,096.7	1,063.3	17,491.7
Receipts from Non-Alberta Facilities	0.0	0.0	0.0	0.0	0.0	0.0	0.0	0.0	0.0	0.0	0.0	0.0	0.0
Dispositions													
Disposition													
Battery	0.0	0.0	0.0	0.0	0.0	0.0	0.0	0.0	0.0	0.0	0.0	0.0	0.0
Gas Gathering System	0.0	0.0	0.0	0.0	0.0	0.0	0.0	0.0	0.0	0.0	0.0	0.0	0.0
Gas Plant	0.0	0.0	0.0	0.0	0.0	0.0	0.0	0.0	0.0	0.0	0.0	0.0	0.0
Injection Facility	0.0	0.0	0.0	0.0	0.0	0.0	0.0	0.0	0.0	0.0	0.0	0.0	0.0
Meter Station	1,679.9	1,595.4	1,573.4	1,230.3	1,209.1	1,534.6	1,412.1	1,256.8	993.3	1,093.2	987.4	977.6	15,543.1
Other	0.0	0.0	0.0	0.0	0.0	0.0	0.0	0.0	0.0	0.0	0.0	0.0	0.0
Alberta Commercial	0.0	0.0	0.0	0.0	0.0	0.0	0.0	0.0	0.0	0.0	0.0	0.0	0.0
Alberta Industrial	0.0	0.0	0.0	0.0	0.0	0.0	0.0	0.0	0.0	0.0	0.0	0.0	0.0
Alberta Residential	0.0	0.0	0.0	0.0	0.0	0.0	0.0	0.0	0.0	0.0	0.0	0.0	0.0
Alberta Elec.Generation	0.0	0.0	0.0	0.0	0.0	0.0	0.0	0.0	0.0	0.0	0.0	0.0	0.0
Shrinkage													
Acid Gas	0.0	0.0	0.0	0.0	0.0	0.0	0.0	0.0	0.0	0.0	0.0	0.0	0.0
Other products	32.2	32.9	29.6	18.3	12.4	30.2	15.9	6.9	9.4	9.4	8.4	7.8	213.4
Fuel	118.4	103.7	110.2	90.0	0.0	96.9	0.0	92.2	80.6	0.0	0.0	85.2	777.2
Flared	0.0	0.0	0.0	0.0	0.0	0.0	0.0	0.0	0.0	0.0	0.0	0.0	0.0
Vented	0.0	0.0	0.0	0.0	0.0	0.0	0.0	0.0	0.0	0.0	0.0	0.0	0.0
Diff and Other	88.7	85.3	60.8	45.5	115.6	41.5	159.4	55.4	45.6	166.6	100.9	-7.3	958.0
Process and Frac													
Pentanes Plus	0.0	0.0	0.0	0.0	0.0	0.0	0.0	0.0	0.0	0.0	0.0	0.0	0.0
Propane	0.0	0.0	0.0	0.0	0.0	0.0	0.0	0.0	0.0	0.0	0.0	0.0	0.0
Butanes	0.0	0.0	0.0	0.0	0.0	0.0	0.0	0.0	0.0	0.0	0.0	0.0	0.0
Ethane	0.0	0.0	0.0	0.0	0.0	0.0	0.0	0.0	0.0	0.0	0.0	0.0	0.0
NGL	143.2	145.7	133.8	80.5	60.0	127.8	73.6	32.7	42.5	48.7	36.9	34.8	960.2
Sulphur	0.0	0.0	0.0	0.0	0.0	0.0	0.0	0.0	0.0	0.0	0.0	0.0	0.0
Sulphur Closing Inv	0.0	0.0	0.0	0.0	0.0	0.0	0.0	0.0	0.0	0.0	0.0	0.0	0.0

Unit of Measurement: Gas and Gas equivalent products: 1000m3, Liquids: m3, Sulphur: MTS

VPR6200

Facility ID ABGP0077288

Facility Name VERNON LAKE 7-9-47-10W4

Facility Licence # 28198

Facility Operator A1GR PINE CLIFF

Production Month	201701	201702	201703	201704	201705	201706	201707	201708	201709	201710	201711	201712	Totals
Receipts													
Receipts from Alberta Facilities	3,806.0	3,557.6	3,790.1	3,597.0	3,709.7	3,817.6	3,921.0	3,962.4	3,800.6	2,128.1	0.0	0.0	36,090.1
Receipts from Non-Alberta Facilities	0.0	0.0	0.0	0.0	0.0	0.0	0.0	0.0	0.0	0.0	0.0	0.0	0.0
Dispositions													
Disposition													
Battery	0.0	0.0	0.0	0.0	0.0	0.0	0.0	0.0	0.0	0.0	0.0	0.0	0.0
Gas Gathering System	0.0	0.0	0.0	0.0	0.0	0.0	0.0	0.0	0.0	0.0	0.0	0.0	0.0
Gas Plant	0.0	0.0	0.0	0.0	0.0	0.0	0.0	0.0	0.0	0.0	0.0	0.0	0.0
Injection Facility	0.0	0.0	0.0	0.0	0.0	0.0	0.0	0.0	0.0	0.0	0.0	0.0	0.0
Meter Station	3,620.5	3,376.1	3,601.6	3,414.3	3,509.1	3,609.9	3,705.3	3,754.4	3,594.3	2,019.2	0.0	0.0	34,204.7
Other	0.0	0.0	0.0	0.0	0.0	0.0	0.0	0.0	0.0	0.0	0.0	0.0	0.0
Alberta Commercial	0.0	0.0	0.0	0.0	0.0	0.0	0.0	0.0	0.0	0.0	0.0	0.0	0.0
Alberta Industrial	0.0	0.0	0.0	0.0	0.0	0.0	0.0	0.0	0.0	0.0	0.0	0.0	0.0
Alberta Residential	0.0	0.0	0.0	0.0	0.0	0.0	0.0	0.0	0.0	0.0	0.0	0.0	0.0
Alberta Elec.Generation	0.0	0.0	0.0	0.0	0.0	0.0	0.0	0.0	0.0	0.0	0.0	0.0	0.0
Shrinkage													
Acid Gas	0.0	0.0	0.0	0.0	0.0	0.0	0.0	0.0	0.0	0.0	0.0	0.0	0.0
Other products	19.0	16.8	19.4	18.2	19.0	19.5	20.7	19.6	19.0	8.7	0.0	0.0	179.9
Fuel	235.1	214.7	231.2	227.2	229.7	221.0	226.6	222.7	214.1	130.4	0.0	0.0	2,152.7
Flared	0.8	0.5	0.4	0.3	0.3	0.3	0.6	0.0	0.0	0.0	0.0	0.0	3.2
Vented	0.0	0.0	0.1	0.0	0.0	0.0	0.0	0.0	0.0	0.0	0.0	0.0	0.1
Diff and Other	-69.4	-50.5	-62.6	-63.0	-48.4	-33.1	-32.2	-34.3	-26.8	-30.2	0.0	0.0	-450.5
Process and Frac													
Pentanes Plus	92.1	81.3	93.7	88.2	92.1	94.5	100.1	94.7	92.0	42.3	2.9	0.0	873.9
Propane	0.0	0.0	0.0	0.0	0.0	0.0	0.0	0.0	0.0	0.0	0.0	0.0	0.0
Butanes	0.0	0.0	0.0	0.0	0.0	0.0	0.0	0.0	0.0	0.0	0.0	0.0	0.0
Ethane	0.0	0.0	0.0	0.0	0.0	0.0	0.0	0.0	0.0	0.0	0.0	0.0	0.0
NGL	0.0	0.0	0.0	0.0	0.0	0.0	0.0	0.0	0.0	0.0	0.0	0.0	0.0
Sulphur	0.0	0.0	0.0	0.0	0.0	0.0	0.0	0.0	0.0	0.0	0.0	0.0	0.0
Sulphur Closing Inv	0.0	0.0	0.0	0.0	0.0	0.0	0.0	0.0	0.0	0.0	0.0	0.0	0.0

Unit of Measurement: Gas and Gas equivalent products: 1000m3, Liquids: m3, Sulphur: MTS

VPR6200
Facility ID ABGP0077308

Facility Name DRYDEN CREEK GAS PLANT

Facility Licence # 28640

Facility Operator OBP8

Production Month	201701	201702	201703	201704	201705	201706	201707	201708	201709	201710	201711	201712	Totals
Receipts													
Receipts from Alberta Facilities	0.0	0.0	0.0	0.0	0.0	0.0	0.0	0.0	0.0	0.0	0.0	0.0	0.0
Receipts from Non-Alberta Facilities	0.0	0.0	0.0	0.0	0.0	0.0	0.0	0.0	0.0	0.0	0.0	0.0	0.0
Dispositions													
Disposition													
Battery	0.0	0.0	0.0	0.0	0.0	0.0	0.0	0.0	0.0	0.0	0.0	0.0	0.0
Gas Gathering System	0.0	0.0	0.0	0.0	0.0	0.0	0.0	0.0	0.0	0.0	0.0	0.0	0.0
Gas Plant	0.0	0.0	0.0	0.0	0.0	0.0	0.0	0.0	0.0	0.0	0.0	0.0	0.0
Injection Facility	0.0	0.0	0.0	0.0	0.0	0.0	0.0	0.0	0.0	0.0	0.0	0.0	0.0
Meter Station	0.0	0.0	0.0	0.0	0.0	0.0	0.0	0.0	0.0	0.0	0.0	0.0	0.0
Other	0.0	0.0	0.0	0.0	0.0	0.0	0.0	0.0	0.0	0.0	0.0	0.0	0.0
Alberta Commercial	0.0	0.0	0.0	0.0	0.0	0.0	0.0	0.0	0.0	0.0	0.0	0.0	0.0
Alberta Industrial	0.0	0.0	0.0	0.0	0.0	0.0	0.0	0.0	0.0	0.0	0.0	0.0	0.0
Alberta Residential	0.0	0.0	0.0	0.0	0.0	0.0	0.0	0.0	0.0	0.0	0.0	0.0	0.0
Alberta Elec.Generation	0.0	0.0	0.0	0.0	0.0	0.0	0.0	0.0	0.0	0.0	0.0	0.0	0.0
Shrinkage													
Acid Gas	0.0	0.0	0.0	0.0	0.0	0.0	0.0	0.0	0.0	0.0	0.0	0.0	0.0
Other products	0.0	0.0	0.0	0.0	0.0	0.0	0.0	0.0	0.0	0.0	0.0	0.0	0.0
Fuel	0.0	0.0	0.0	0.0	0.0	0.0	0.0	0.0	0.0	0.0	0.0	0.0	0.0
Flared	0.0	0.0	0.0	0.0	0.0	0.0	0.0	0.0	0.0	0.0	0.0	0.0	0.0
Vented	0.0	0.0	0.0	0.0	0.0	0.0	0.0	0.0	0.0	0.0	0.0	0.0	0.0
Diff and Other	0.0	0.0	0.0	0.0	0.0	0.0	0.0	0.0	0.0	0.0	0.0	0.0	0.0
Process and Frac													
Pentanes Plus	0.0	0.0	0.0	0.0	0.0	0.0	0.0	0.0	0.0	0.0	0.0	0.0	0.0
Propane	0.0	0.0	0.0	0.0	0.0	0.0	0.0	0.0	0.0	0.0	0.0	0.0	0.0
Butanes	0.0	0.0	0.0	0.0	0.0	0.0	0.0	0.0	0.0	0.0	0.0	0.0	0.0
Ethane	0.0	0.0	0.0	0.0	0.0	0.0	0.0	0.0	0.0	0.0	0.0	0.0	0.0
NGL	0.0	0.0	0.0	0.0	0.0	0.0	0.0	0.0	0.0	0.0	0.0	0.0	0.0
Sulphur	0.0	0.0	0.0	0.0	0.0	0.0	0.0	0.0	0.0	0.0	0.0	0.0	0.0
Sulphur Closing Inv	0.0	0.0	0.0	0.0	0.0	0.0	0.0	0.0	0.0	0.0	0.0	0.0	0.0

Unit of Measurement: Gas and Gas equivalent products: 1000m3, Liquids: m3, Sulphur: MTS

VPR6200

Facility ID ABGP0077324

Facility Name BAYTEX WIMBORNE 5-10 GAS PLANT

Facility Licence # 21701

Facility Operator A517 LONG RUN

Production Month	201701	201702	201703	201704	201705	201706	201707	201708	201709	201710	201711	201712	Totals
Receipts													
Receipts from Alberta Facilities	819.4	813.2	901.1	866.5	898.7	833.5	839.7	858.4	891.4	822.2	772.9	789.6	10,106.6
Receipts from Non-Alberta Facilities	0.0	0.0	0.0	0.0	0.0	0.0	0.0	0.0	0.0	0.0	0.0	0.0	0.0
Dispositions													
Disposition													
Battery	0.0	0.0	0.0	0.0	0.0	0.0	0.0	0.0	0.0	0.0	0.0	0.0	0.0
Gas Gathering System	0.0	0.0	0.0	0.0	0.0	0.0	0.0	0.0	0.0	0.0	0.0	0.0	0.0
Gas Plant	0.0	0.0	0.0	0.0	0.0	0.0	0.0	0.0	0.0	0.0	0.0	0.0	0.0
Injection Facility	0.0	0.0	0.0	0.0	0.0	0.0	0.0	0.0	0.0	0.0	0.0	0.0	0.0
Meter Station	676.0	646.8	692.5	678.0	695.3	633.3	656.3	687.0	677.6	671.8	592.7	634.4	7,941.7
Other	0.0	0.0	0.0	0.0	0.0	0.0	0.0	0.0	0.0	0.0	0.0	0.0	0.0
Alberta Commercial	0.0	0.0	0.0	0.0	0.0	0.0	0.0	0.0	0.0	0.0	0.0	0.0	0.0
Alberta Industrial	0.0	0.0	0.0	0.0	0.0	0.0	0.0	0.0	0.0	0.0	0.0	0.0	0.0
Alberta Residential	0.0	0.0	0.0	0.0	0.0	0.0	0.0	0.0	0.0	0.0	0.0	0.0	0.0
Alberta Elec.Generation	0.0	0.0	0.0	0.0	0.0	0.0	0.0	0.0	0.0	0.0	0.0	0.0	0.0
Shrinkage													
Acid Gas	0.0	0.0	0.0	0.0	0.0	0.0	0.0	0.0	0.0	0.0	0.0	0.0	0.0
Other products	7.3	7.0	9.2	8.1	2.3	12.8	5.7	6.2	8.0	8.5	6.7	6.6	88.4
Fuel	125.1	111.0	121.7	121.3	122.4	121.8	128.1	123.3	120.7	126.6	119.9	123.8	1,465.7
Flared	0.0	0.0	0.0	0.0	0.0	0.0	0.0	0.0	0.0	0.0	0.0	0.0	0.0
Vented	0.1	0.1	0.3	0.1	0.0	0.0	0.0	0.0	0.2	0.4	0.0	0.0	1.2
Diff and Other	10.9	48.3	77.4	59.0	78.7	65.6	49.6	41.9	84.9	14.9	53.6	24.8	609.6
Process and Frac													
Pentanes Plus	0.3	0.0	8.0	0.0	0.0	2.6	0.0	0.9	0.4	0.0	0.0	0.0	12.2
Propane	0.0	0.0	0.0	0.0	0.0	0.0	0.0	0.0	0.0	0.0	0.0	0.0	0.0
Butanes	0.0	0.0	0.0	0.0	0.0	0.0	0.0	0.0	0.0	0.0	0.0	0.0	0.0
Ethane	0.0	0.0	0.0	0.0	0.0	0.0	0.0	0.0	0.0	0.0	0.0	0.0	0.0
NGL	32.8	31.4	34.4	36.4	10.2	56.0	25.8	27.2	35.6	38.6	30.4	29.9	388.7
Sulphur	0.0	0.0	0.0	0.0	0.0	0.0	0.0	0.0	0.0	0.0	0.0	0.0	0.0
Sulphur Closing Inv	0.0	0.0	0.0	0.0	0.0	0.0	0.0	0.0	0.0	0.0	0.0	0.0	0.0

Unit of Measurement: Gas and Gas equivalent products: 1000m3, Liquids: m3, Sulphur: MTS

VPR6200

Facility ID ABGP0077819

Facility Name CHINCHAGA 10-20-96-7 GP

Facility Licence # 29178

Facility Operator A6D7

Production Month	201701	201702	201703	201704	201705	201706	201707	201708	201709	201710	201711	201712	Totals
											SHUTIN	SHUTIN	
Receipts													
Receipts from Alberta Facilities	0.0	0.0	0.0	0.0	0.0	0.0	0.0	0.0	0.0	0.0	0.0	0.0	0.0
Receipts from Non-Alberta Facilities	0.0	0.0	0.0	0.0	0.0	0.0	0.0	0.0	0.0	0.0	0.0	0.0	0.0
Dispositions													
Disposition													
Battery	0.0	0.0	0.0	0.0	0.0	0.0	0.0	0.0	0.0	0.0	0.0	0.0	0.0
Gas Gathering System	0.0	0.0	0.0	0.0	0.0	0.0	0.0	0.0	0.0	0.0	0.0	0.0	0.0
Gas Plant	0.0	0.0	0.0	0.0	0.0	0.0	0.0	0.0	0.0	0.0	0.0	0.0	0.0
Injection Facility	0.0	0.0	0.0	0.0	0.0	0.0	0.0	0.0	0.0	0.0	0.0	0.0	0.0
Meter Station	0.0	0.0	0.0	0.0	0.0	0.0	0.0	0.0	0.0	0.0	0.0	0.0	0.0
Other	0.0	0.0	0.0	0.0	0.0	0.0	0.0	0.0	0.0	0.0	0.0	0.0	0.0
Alberta Commercial	0.0	0.0	0.0	0.0	0.0	0.0	0.0	0.0	0.0	0.0	0.0	0.0	0.0
Alberta Industrial	0.0	0.0	0.0	0.0	0.0	0.0	0.0	0.0	0.0	0.0	0.0	0.0	0.0
Alberta Residential	0.0	0.0	0.0	0.0	0.0	0.0	0.0	0.0	0.0	0.0	0.0	0.0	0.0
Alberta Elec.Generation	0.0	0.0	0.0	0.0	0.0	0.0	0.0	0.0	0.0	0.0	0.0	0.0	0.0
Shrinkage													
Acid Gas	0.0	0.0	0.0	0.0	0.0	0.0	0.0	0.0	0.0	0.0	0.0	0.0	0.0
Other products	0.0	0.0	0.0	0.0	0.0	0.0	0.0	0.0	0.0	0.0	0.0	0.0	0.0
Fuel	0.0	0.0	0.0	0.0	0.0	0.0	0.0	0.0	0.0	0.0	0.0	0.0	0.0
Flared	0.0	0.0	0.0	0.0	0.0	0.0	0.0	0.0	0.0	0.0	0.0	0.0	0.0
Vented	0.0	0.0	0.0	0.0	0.0	0.0	0.0	0.0	0.0	0.0	0.0	0.0	0.0
Diff and Other	0.0	0.0	0.0	0.0	0.0	0.0	0.0	0.0	0.0	0.0	0.0	0.0	0.0
Process and Frac													
Pentanes Plus	0.0	0.0	0.0	0.0	0.0	0.0	0.0	0.0	0.0	0.0	0.0	0.0	0.0
Propane	0.0	0.0	0.0	0.0	0.0	0.0	0.0	0.0	0.0	0.0	0.0	0.0	0.0
Butanes	0.0	0.0	0.0	0.0	0.0	0.0	0.0	0.0	0.0	0.0	0.0	0.0	0.0
Ethane	0.0	0.0	0.0	0.0	0.0	0.0	0.0	0.0	0.0	0.0	0.0	0.0	0.0
NGL	0.0	0.0	0.0	0.0	0.0	0.0	0.0	0.0	0.0	0.0	0.0	0.0	0.0
Sulphur	0.0	0.0	0.0	0.0	0.0	0.0	0.0	0.0	0.0	0.0	0.0	0.0	0.0
Sulphur Closing Inv	0.0	0.0	0.0	0.0	0.0	0.0	0.0	0.0	0.0	0.0	0.0	0.0	0.0

VPR6200
Facility ID ABGP0079061

Facility Name SMOKY 7-36-58-3W6

Facility Licence # 25164

Facility Operator OHE9 CNRL

Production Month	201701	201702	201703	201704	201705	201706	201707	201708	201709	201710	201711	201712	Totals
Receipts													
Receipts from Alberta Facilities	26,509.6	25,824.2	29,284.7	28,982.0	28,924.8	26,968.3	28,067.6	27,629.1	25,005.5	27,666.8	25,499.5	26,770.4	327,132.5
Receipts from Non-Alberta Facilities	0.0	0.0	0.0	0.0	0.0	0.0	0.0	0.0	0.0	0.0	0.0	0.0	0.0
Dispositions													
Disposition													
Battery	0.0	0.0	0.0	0.0	0.0	0.0	0.0	0.0	0.0	0.0	0.0	0.0	0.0
Gas Gathering System	24,333.3	23,572.4	27,036.5	26,992.5	26,639.2	24,802.2	25,503.8	24,968.3	22,614.9	24,981.1	23,029.8	24,281.2	298,755.2
Gas Plant	0.0	0.0	0.0	0.0	0.0	0.0	0.0	0.0	0.0	0.0	0.0	0.0	0.0
Injection Facility	0.0	0.0	0.0	0.0	0.0	0.0	0.0	0.0	0.0	0.0	0.0	0.0	0.0
Meter Station	0.0	0.0	0.0	0.0	0.0	0.0	0.0	0.0	0.0	0.0	0.0	0.0	0.0
Other	0.0	0.0	0.0	0.0	0.0	0.0	0.0	0.0	0.0	0.0	0.0	0.0	0.0
Alberta Commercial	0.0	0.0	0.0	0.0	0.0	0.0	0.0	0.0	0.0	0.0	0.0	0.0	0.0
Alberta Industrial	0.0	0.0	0.0	0.0	0.0	0.0	0.0	0.0	0.0	0.0	0.0	0.0	0.0
Alberta Residential	0.0	0.0	0.0	0.0	0.0	0.0	0.0	0.0	0.0	0.0	0.0	0.0	0.0
Alberta Elec.Generation	0.0	0.0	0.0	0.0	0.0	0.0	0.0	0.0	0.0	0.0	0.0	0.0	0.0
Shrinkage													
Acid Gas	0.0	0.0	0.0	0.0	0.0	0.0	0.0	0.0	0.0	0.0	0.0	0.0	0.0
Other products	591.9	584.4	644.2	585.7	593.9	570.1	615.0	595.3	525.4	580.8	544.3	622.6	7,053.6
Fuel	1,193.7	1,093.5	1,047.1	1,038.6	1,132.4	1,057.3	1,081.9	1,109.5	980.1	1,015.1	1,031.9	1,108.9	12,890.0
Flared	34.8	0.8	13.6	29.4	90.4	233.1	75.1	52.6	25.4	20.4	21.6	28.7	625.9
Vented	0.2	0.2	0.6	0.4	0.4	0.5	0.4	0.6	0.5	0.5	0.5	0.8	5.6
Diff and Other	355.7	572.9	542.7	335.4	468.5	305.1	791.4	902.8	859.2	1,068.9	871.4	728.2	7,802.2
Process and Frac													
Pentanes Plus	2,864.1	2,827.7	3,117.2	2,834.0	2,873.8	2,758.6	2,975.8	2,880.6	2,542.4	2,810.3	2,633.6	3,012.5	34,130.6
Propane	0.0	0.0	0.0	0.0	0.0	0.0	0.0	0.0	0.0	0.0	0.0	0.0	0.0
Butanes	0.0	0.0	0.0	0.0	0.0	0.0	0.0	0.0	0.0	0.0	0.0	0.0	0.0
Ethane	0.0	0.0	0.0	0.0	0.0	0.0	0.0	0.0	0.0	0.0	0.0	0.0	0.0
NGL	0.0	0.0	0.0	0.0	0.0	0.0	0.0	0.0	0.0	0.0	0.0	0.0	0.0
Sulphur	0.0	0.0	0.0	0.0	0.0	0.0	0.0	0.0	0.0	0.0	0.0	0.0	0.0
Sulphur Closing Inv	0.0	0.0	0.0	0.0	0.0	0.0	0.0	0.0	0.0	0.0	0.0	0.0	0.0

Unit of Measurement: Gas and Gas equivalent products: 1000m3, Liquids: m3, Sulphur: MTS

VPR6200

Facility ID ABGP0079260

Facility Name RED LAND SOUTH 6-4-27-21W4 GAS PLANT

Facility Licence # 3728

Facility Operator 0026 ECA

Production Month	201701	201702	201703	201704	201705	201706	201707	201708	201709	201710	201711	201712	Totals
Receipts													
Receipts from Alberta Facilities	14,849.3	13,221.5	13,705.5	13,682.4	13,946.0	13,244.3	13,714.0	13,735.3	13,089.0	12,976.6	12,436.9	12,330.0	160,930.8
Receipts from Non-Alberta Facilities	0.0	0.0	0.0	0.0	0.0	0.0	0.0	0.0	0.0	0.0	0.0	0.0	0.0
Dispositions													
Disposition													
Battery	52.4	45.0	51.0	50.2	54.5	58.8	51.0	52.1	48.5	47.8	47.1	48.6	607.0
Gas Gathering System	0.0	0.0	0.0	0.0	0.0	0.0	0.0	0.0	0.0	0.0	0.0	0.0	0.0
Gas Plant	0.0	0.0	0.0	0.0	0.0	0.0	0.0	0.0	0.0	0.0	0.0	0.0	0.0
Injection Facility	0.0	0.0	0.0	0.0	0.0	0.0	0.0	0.0	0.0	0.0	0.0	0.0	0.0
Meter Station	13,927.1	12,519.9	13,031.0	12,995.1	13,235.3	12,597.5	12,907.1	12,953.1	12,297.5	12,223.7	11,724.9	11,592.7	152,004.9
Other	0.0	0.0	0.0	0.0	0.0	0.0	0.0	0.0	0.0	0.0	0.0	0.0	0.0
Alberta Commercial	0.0	0.0	0.0	0.0	0.0	0.0	0.0	0.0	0.0	0.0	0.0	0.0	0.0
Alberta Industrial	0.0	0.0	0.0	0.0	0.0	0.0	0.0	0.0	0.0	0.0	0.0	0.0	0.0
Alberta Residential	0.0	0.0	0.0	0.0	0.0	0.0	0.0	0.0	0.0	0.0	0.0	0.0	0.0
Alberta Elec.Generation	0.0	0.0	0.0	0.0	0.0	0.0	0.0	0.0	0.0	0.0	0.0	0.0	0.0
Shrinkage													
Acid Gas	0.0	0.0	0.0	0.0	0.0	0.0	0.0	0.0	0.0	0.0	0.0	0.0	0.0
Other products	202.2	162.9	188.7	172.5	178.4	150.3	161.2	167.5	155.0	149.8	136.4	147.9	1,972.8
Fuel	475.0	414.0	426.3	425.6	437.1	424.7	454.1	446.8	422.4	394.5	385.7	383.3	5,089.5
Flared	0.0	0.0	0.0	1.3	0.0	1.1	0.0	0.0	0.0	0.0	0.0	0.0	2.4
Vented	0.0	0.0	0.0	0.0	0.0	0.0	0.0	0.0	0.0	0.0	0.0	0.0	0.0
Diff and Other	192.6	79.7	8.5	37.7	40.7	11.9	140.6	115.8	165.6	160.8	142.8	157.5	1,254.2
Process and Frac													
Pentanes Plus	0.3	0.0	0.0	0.8	0.0	0.0	0.0	0.0	0.9	0.0	0.0	0.0	2.0
Propane	0.0	0.0	0.0	0.0	0.0	0.0	0.0	0.0	0.0	0.0	0.0	0.0	0.0
Butanes	0.0	0.0	0.0	0.0	0.0	0.0	0.0	0.0	0.0	0.0	0.0	0.0	0.0
Ethane	0.0	0.0	0.0	0.0	0.0	0.0	0.0	0.0	0.0	0.0	0.0	0.0	0.0
NGL	853.8	700.5	811.6	741.6	775.6	656.6	703.4	730.8	673.5	651.2	591.6	642.1	8,532.3
Sulphur	0.0	0.0	0.0	0.0	0.0	0.0	0.0	0.0	0.0	0.0	0.0	0.0	0.0
Sulphur Closing Inv	0.0	0.0	0.0	0.0	0.0	0.0	0.0	0.0	0.0	0.0	0.0	0.0	0.0

Unit of Measurement: Gas and Gas equivalent products: 1000m3, Liquids: m3, Sulphur: MTS

VPR6200

Facility ID ABGP0080025

Facility Name LITTLE CHICAGO GAS PLANT

Facility Licence # 29910

Facility Operator A2J6 CPEC

Production Month	201701	201702	201703	201704	201705	201706	201707	201708	201709	201710	201711	201712	Totals
Receipts													
Receipts from Alberta Facilities	0.0	0.0	0.0	0.0	0.0	0.0	0.0	0.0	0.0	52.6	1,245.4	2,229.3	3,527.3
Receipts from Non-Alberta Facilities	0.0	0.0	0.0	0.0	0.0	0.0	0.0	0.0	0.0	0.0	0.0	0.0	0.0
Dispositions													
Disposition	Battery	0.0	0.0	0.0	0.0	0.0	0.0	0.0	0.0	0.0	0.0	0.0	0.0
	Gas Gathering System	0.0	0.0	0.0	0.0	0.0	0.0	0.0	0.0	0.0	0.0	0.0	0.0
	Gas Plant	0.0	0.0	0.0	0.0	0.0	0.0	0.0	0.0	0.0	0.0	0.0	0.0
	Injection Facility	0.0	0.0	0.0	0.0	0.0	0.0	0.0	0.0	0.0	0.0	0.0	0.0
	Meter Station	0.0	0.0	0.0	0.0	0.0	0.0	0.0	0.0	48.6	1,132.2	2,095.8	3,276.6
	Other	0.0	0.0	0.0	0.0	0.0	0.0	0.0	0.0	0.0	0.0	0.0	0.0
	Alberta Commercial	0.0	0.0	0.0	0.0	0.0	0.0	0.0	0.0	0.0	0.0	0.0	0.0
	Alberta Industrial	0.0	0.0	0.0	0.0	0.0	0.0	0.0	0.0	0.0	0.0	0.0	0.0
	Alberta Residential	0.0	0.0	0.0	0.0	0.0	0.0	0.0	0.0	0.0	0.0	0.0	0.0
	Alberta Elec.Generation	0.0	0.0	0.0	0.0	0.0	0.0	0.0	0.0	0.0	0.0	0.0	0.0
Shrinkage	Acid Gas	0.0	0.0	0.0	0.0	0.0	0.0	0.0	0.0	0.0	0.0	0.0	0.0
	Other products	0.0	0.0	0.0	0.0	0.0	0.0	0.0	0.0	3.2	50.8	89.4	143.4
Fuel		0.0	0.0	0.0	0.0	0.0	0.0	0.0	0.0	0.5	6.8	100.9	108.2
Flared		0.0	0.0	0.0	0.0	0.0	0.0	0.0	0.0	0.0	0.0	0.0	0.0
Vented		0.0	0.0	0.0	0.0	0.0	0.0	0.0	0.0	0.0	0.0	0.0	0.0
Diff and Other		0.0	0.0	0.0	0.0	0.0	0.0	0.0	0.0	0.3	55.6	-56.8	-0.9
Process and Frac													
Pentanes Plus		0.0	0.0	0.0	0.0	0.0	0.0	0.0	0.0	0.0	0.0	0.0	0.0
Propane		0.0	0.0	0.0	0.0	0.0	0.0	0.0	0.0	0.0	0.0	0.0	0.0
Butanes		0.0	0.0	0.0	0.0	0.0	0.0	0.0	0.0	0.0	0.0	0.0	0.0
Ethane		0.0	0.0	0.0	0.0	0.0	0.0	0.0	0.0	0.0	0.0	0.0	0.0
NGL		0.0	0.0	0.0	0.0	0.0	0.0	0.0	0.0	13.5	220.3	373.6	607.4
Sulphur		0.0	0.0	0.0	0.0	0.0	0.0	0.0	0.0	0.0	0.0	0.0	0.0
Sulphur Closing Inv		0.0	0.0	0.0	0.0	0.0	0.0	0.0	0.0	0.0	0.0	0.0	0.0

Unit of Measurement: Gas and Gas equivalent products: 1000m3, Liquids: m3, Sulphur: MTS

VPR6200

Facility ID ABGP0080187

Facility Name PEYTO KAKWA 02-11-60-04 W6 SWEET GAS

Facility Licence # 27772

Facility Operator OYA2 PEYTO

Production Month	201701	201702	201703	201704	201705	201706	201707	201708	201709	201710	201711	201712	Totals
Receipts													
Receipts from Alberta Facilities	10,453.5	9,500.4	10,325.6	9,534.8	9,953.3	9,419.9	9,971.0	9,700.8	9,300.3	9,594.2	9,072.9	9,390.2	116,216.9
Receipts from Non-Alberta Facilities	0.0	0.0	0.0	0.0	0.0	0.0	0.0	0.0	0.0	0.0	0.0	0.0	0.0
Dispositions													
Disposition													
Battery	0.0	0.0	0.0	0.0	0.0	0.0	0.0	0.0	0.0	0.0	0.0	0.0	0.0
Gas Gathering System	0.0	0.0	0.0	0.0	0.0	0.0	0.0	0.0	0.0	0.0	0.0	0.0	0.0
Gas Plant	0.0	0.0	0.0	0.0	0.0	0.0	0.0	0.0	0.0	0.0	0.0	0.0	0.0
Injection Facility	0.0	0.0	0.0	0.0	0.0	0.0	0.0	0.0	0.0	0.0	0.0	0.0	0.0
Meter Station	8,725.5	8,225.0	8,921.5	8,290.6	8,614.1	8,170.8	8,645.5	8,458.0	8,072.0	8,215.4	7,820.0	7,940.4	100,098.8
Other	0.0	0.0	0.0	0.0	0.0	0.0	0.0	0.0	0.0	0.0	0.0	0.0	0.0
Alberta Commercial	0.0	0.0	0.0	0.0	0.0	0.0	0.0	0.0	0.0	0.0	0.0	0.0	0.0
Alberta Industrial	0.0	0.0	0.0	0.0	0.0	0.0	0.0	0.0	0.0	0.0	0.0	0.0	0.0
Alberta Residential	0.0	0.0	0.0	0.0	0.0	0.0	0.0	0.0	0.0	0.0	0.0	0.0	0.0
Alberta Elec.Generation	0.0	0.0	0.0	0.0	0.0	0.0	0.0	0.0	0.0	0.0	0.0	0.0	0.0
Shrinkage													
Acid Gas	0.0	0.0	0.0	0.0	0.0	0.0	0.0	0.0	0.0	0.0	0.0	0.0	0.0
Other products	534.6	510.5	529.8	457.7	439.0	438.2	485.9	360.5	467.4	535.5	470.5	517.8	5,747.4
Fuel	511.4	459.6	481.0	445.4	471.9	438.6	403.3	361.6	433.3	434.0	409.3	470.0	5,319.4
Flared	13.6	11.1	8.7	9.6	8.1	6.2	13.8	8.9	13.6	6.6	11.9	18.2	130.3
Vented	0.0	0.0	0.0	0.0	0.0	0.0	0.0	0.0	0.0	0.0	0.0	0.0	0.0
Diff and Other	668.4	294.2	384.6	331.5	420.2	366.1	422.5	511.8	314.0	402.7	361.2	443.8	4,921.0
Process and Frac													
Pentanes Plus	1,070.2	992.2	1,121.1	1,078.8	1,027.8	901.7	1,213.2	943.3	1,004.0	1,089.8	928.6	997.3	12,368.0
Propane	0.0	0.0	0.0	0.0	0.0	0.0	0.0	0.0	0.0	0.0	0.0	0.0	0.0
Butanes	0.0	0.0	0.0	0.0	0.0	0.0	0.0	0.0	0.0	0.0	0.0	0.0	0.0
Ethane	0.0	0.0	0.0	0.0	0.0	0.0	0.0	0.0	0.0	0.0	0.0	0.0	0.0
NGL	1,349.8	1,306.6	1,282.8	1,015.5	979.8	1,084.7	1,015.0	717.0	1,120.5	1,340.1	1,196.4	1,344.0	13,752.2
Sulphur	0.0	0.0	0.0	0.0	0.0	0.0	0.0	0.0	0.0	0.0	0.0	0.0	0.0
Sulphur Closing Inv	0.0	0.0	0.0	0.0	0.0	0.0	0.0	0.0	0.0	0.0	0.0	0.0	0.0

Unit of Measurement: Gas and Gas equivalent products: 1000m3, Liquids: m3, Sulphur: MTS

VPR6200

Facility ID ABGP0080688

Facility Name WILD RIVER 14-20 GP

Facility Licence # 30742

Facility Operator A573 TOURMALINE

Production Month	201701	201702	201703	201704	201705	201706	201707	201708	201709	201710	201711	201712	Totals
Receipts													
Receipts from Alberta Facilities	133,480.7	129,701.8	144,535.3	147,728.0	147,450.6	142,475.9	145,361.2	146,454.1	146,933.5	164,037.2	171,448.9	185,559.4	1,805,166.6
Receipts from Non-Alberta Facilities	0.0	0.0	0.0	0.0	0.0	0.0	0.0	0.0	0.0	0.0	0.0	0.0	0.0
Dispositions													
Disposition													
Battery	0.0	0.0	0.0	0.0	0.0	0.0	0.0	0.0	0.0	0.0	0.0	0.0	0.0
Gas Gathering System	0.0	0.0	0.0	0.0	0.0	0.0	0.0	0.0	0.0	0.0	0.0	0.0	0.0
Gas Plant	131,721.0	127,814.6	143,457.1	147,628.0	146,890.0	141,640.5	144,299.2	144,512.7	143,835.1	162,382.4	170,473.7	187,204.2	1,791,858.5
Injection Facility	0.0	0.0	0.0	0.0	0.0	0.0	0.0	0.0	0.0	0.0	0.0	0.0	0.0
Meter Station	0.0	0.0	0.0	0.0	0.0	345.2	0.0	0.0	0.0	1,203.8	0.0	0.0	1,549.0
Other	0.0	0.0	0.0	0.0	0.0	0.0	0.0	0.0	0.0	0.0	0.0	0.0	0.0
Alberta Commercial	0.0	0.0	0.0	0.0	0.0	0.0	0.0	0.0	0.0	0.0	0.0	0.0	0.0
Alberta Industrial	0.0	0.0	0.0	0.0	0.0	0.0	0.0	0.0	0.0	0.0	0.0	0.0	0.0
Alberta Residential	0.0	0.0	0.0	0.0	0.0	0.0	0.0	0.0	0.0	0.0	0.0	0.0	0.0
Alberta Elec.Generation	0.0	0.0	0.0	0.0	0.0	0.0	0.0	0.0	0.0	0.0	0.0	0.0	0.0
Shrinkage													
Acid Gas	0.0	0.0	0.0	0.0	0.0	0.0	0.0	0.0	0.0	0.0	0.0	0.0	0.0
Other products	1,125.6	693.5	642.4	549.4	703.9	612.7	701.7	692.4	788.7	712.1	684.6	766.7	8,673.7
Fuel	3,278.8	2,800.0	3,090.8	2,806.3	3,040.8	2,947.3	3,044.2	3,094.6	2,782.8	3,203.6	3,238.0	3,615.4	36,942.6
Flared	20.8	8.9	8.2	5.7	4.9	5.0	6.8	6.8	7.9	47.8	6.3	4.5	133.6
Vented	0.0	0.1	0.1	0.0	0.0	0.0	0.0	0.0	0.0	0.0	0.0	0.0	0.2
Diff and Other	-2,665.5	-1,615.3	-2,663.3	-3,261.4	-3,189.0	-3,074.8	-2,690.7	-1,852.4	-481.0	-3,512.5	-2,953.7	-6,031.4	-33,991.0
Process and Frac													
Pentanes Plus	2,147.3	2,047.0	1,766.3	1,597.9	1,878.2	1,481.7	1,650.7	1,522.1	1,788.1	1,830.2	1,985.9	2,286.8	21,982.2
Propane	0.0	0.0	0.0	0.0	0.0	0.0	0.0	0.0	0.0	0.0	0.0	0.0	0.0
Butanes	0.0	0.0	0.0	0.0	0.0	0.0	0.0	0.0	0.0	0.0	0.0	0.0	0.0
Ethane	0.0	0.0	0.0	0.0	0.0	0.0	0.0	0.0	0.0	0.0	0.0	0.0	0.0
NGL	2,889.2	1,163.5	1,206.9	945.2	1,355.1	1,326.1	1,581.9	1,663.3	1,823.1	1,437.3	1,197.1	1,273.8	17,862.5
Sulphur	0.0	0.0	0.0	0.0	0.0	0.0	0.0	0.0	0.0	0.0	0.0	0.0	0.0
Sulphur Closing Inv	0.0	0.0	0.0	0.0	0.0	0.0	0.0	0.0	0.0	0.0	0.0	0.0	0.0

Unit of Measurement: Gas and Gas equivalent products: 1000m3, Liquids: m3, Sulphur: MTS

VPR6200

Facility ID ABGP0080972

Facility Name ANTE CREEK GAS PLANT 10-36-065-25W5M

Facility Licence # 31023

Facility Operator OG30 ARC

Production Month	201701	201702	201703	201704	201705	201706	201707	201708	201709	201710	201711	201712	Totals
Receipts													
Receipts from Alberta Facilities	8,326.3	7,655.8	8,354.1	7,843.1	7,894.2	7,873.3	8,237.6	8,272.2	7,822.2	6,749.8	8,222.8	7,881.8	95,133.2
Receipts from Non-Alberta Facilities	0.0	0.0	0.0	0.0	0.0	0.0	0.0	0.0	0.0	0.0	0.0	0.0	0.0
Dispositions													
Disposition													
Battery	1,052.6	889.7	930.4	1,133.3	1,301.9	998.2	859.9	856.5	1,161.7	1,056.6	960.3	1,186.4	12,387.5
Gas Gathering System	0.0	0.0	0.0	0.0	0.0	0.0	0.0	0.0	0.0	0.0	0.0	0.0	0.0
Gas Plant	0.0	0.0	0.0	0.0	0.0	0.0	0.0	0.0	0.0	0.0	0.0	0.0	0.0
Injection Facility	0.0	0.0	0.0	0.0	0.0	0.0	0.0	0.0	0.0	0.0	0.0	0.0	0.0
Meter Station	6,862.9	6,414.7	7,060.7	6,276.9	6,347.8	6,555.0	6,981.0	7,006.6	6,105.4	5,340.5	6,855.7	6,316.6	78,123.8
Other	0.0	0.0	0.0	0.0	0.0	0.0	0.0	0.0	0.0	0.0	0.0	0.0	0.0
Alberta Commercial	0.0	0.0	0.0	0.0	0.0	0.0	0.0	0.0	0.0	0.0	0.0	0.0	0.0
Alberta Industrial	0.0	0.0	0.0	0.0	0.0	0.0	0.0	0.0	0.0	0.0	0.0	0.0	0.0
Alberta Residential	0.0	0.0	0.0	0.0	0.0	0.0	0.0	0.0	0.0	0.0	0.0	0.0	0.0
Alberta Elec.Generation	0.0	0.0	0.0	0.0	0.0	0.0	0.0	0.0	0.0	0.0	0.0	0.0	0.0
Shrinkage													
Acid Gas	0.0	0.0	0.0	0.0	0.0	0.0	0.0	0.0	0.0	0.0	0.0	0.0	0.0
Other products	260.5	230.6	264.7	263.4	251.1	269.6	266.5	262.6	278.3	217.7	231.2	209.3	3,005.5
Fuel	236.6	154.3	210.1	213.6	236.5	231.6	111.3	170.3	164.5	64.8	203.7	167.4	2,164.7
Flared	1.0	0.9	6.7	1.2	2.1	2.4	7.8	7.6	7.6	7.8	4.8	5.6	55.5
Vented	0.0	0.0	0.0	0.0	0.0	0.0	0.0	0.0	0.0	0.0	0.0	0.0	0.0
Diff and Other	-87.3	-34.4	-118.5	-45.3	-245.2	-183.5	11.1	-31.4	104.7	62.4	-32.9	-3.5	-603.8
Process and Frac													
Pentanes Plus	0.0	0.0	0.0	0.0	0.0	0.0	0.0	0.0	0.0	0.0	0.0	0.0	0.0
Propane	0.0	0.0	0.0	0.0	0.0	0.0	0.0	0.0	0.0	0.0	0.0	0.0	0.0
Butanes	0.0	0.0	0.0	0.0	0.0	0.0	0.0	0.0	0.0	0.0	0.0	0.0	0.0
Ethane	0.0	0.0	0.0	0.0	0.0	0.0	0.0	0.0	0.0	0.0	0.0	0.0	0.0
NGL	1,089.6	961.5	1,104.5	1,091.2	1,050.9	1,130.0	1,111.1	1,100.3	1,164.8	919.1	964.8	905.6	12,593.4
Sulphur	0.0	0.0	0.0	0.0	0.0	0.0	0.0	0.0	0.0	0.0	0.0	0.0	0.0
Sulphur Closing Inv	0.0	0.0	0.0	0.0	0.0	0.0	0.0	0.0	0.0	0.0	0.0	0.0	0.0

Unit of Measurement: Gas and Gas equivalent products: 1000m3, Liquids: m3, Sulphur: MTS

VPR6200

Facility ID ABGP0081174

Facility Name ATCO CARBON SOUTH

Facility Licence # 22299

Facility Operator OZ2W AESL

Production Month	201701	201702	201703	201704	201705	201706	201707	201708	201709	201710	201711	201712	Totals
Receipts													
Receipts from Alberta Facilities	0.0	0.0	0.0	0.0	5.5	1,808.4	0.0	0.0	0.0	0.0	0.0	0.0	1,813.9
Receipts from Non-Alberta Facilities	0.0	0.0	0.0	0.0	0.0	0.0	0.0	0.0	0.0	0.0	0.0	0.0	0.0
Dispositions													
Disposition													
Battery	0.0	0.0	0.0	0.0	0.0	0.0	0.0	0.0	0.0	0.0	0.0	0.0	0.0
Gas Gathering System	0.0	0.0	0.0	0.0	0.0	0.0	0.0	0.0	0.0	0.0	0.0	0.0	0.0
Gas Plant	0.0	0.0	0.0	0.0	0.0	0.0	0.0	0.0	0.0	0.0	0.0	0.0	0.0
Injection Facility	0.0	0.0	0.0	0.0	0.0	0.0	0.0	0.0	0.0	0.0	0.0	0.0	0.0
Meter Station	0.0	0.0	0.0	0.0	5.4	1,861.9	0.0	0.0	0.0	0.0	0.0	0.0	1,867.3
Other	0.0	0.0	0.0	0.0	0.0	0.0	0.0	0.0	0.0	0.0	0.0	0.0	0.0
Alberta Commercial	0.0	0.0	0.0	0.0	0.0	0.0	0.0	0.0	0.0	0.0	0.0	0.0	0.0
Alberta Industrial	0.0	0.0	0.0	0.0	0.0	0.0	0.0	0.0	0.0	0.0	0.0	0.0	0.0
Alberta Residential	0.0	0.0	0.0	0.0	0.0	0.0	0.0	0.0	0.0	0.0	0.0	0.0	0.0
Alberta Elec.Generation	0.0	0.0	0.0	0.0	0.0	0.0	0.0	0.0	0.0	0.0	0.0	0.0	0.0
Shrinkage													
Acid Gas	0.0	0.0	0.0	0.0	0.0	0.0	0.0	0.0	0.0	0.0	0.0	0.0	0.0
Other products	0.0	0.0	0.0	0.0	0.0	6.6	0.0	0.0	0.0	0.0	0.0	0.0	6.6
Fuel	0.0	0.0	0.0	0.0	0.3	115.9	0.0	0.0	0.0	0.0	0.0	0.0	116.2
Flared	0.0	0.0	0.0	0.0	0.0	0.0	0.0	0.0	0.0	0.0	0.0	0.0	0.0
Vented	0.0	0.0	0.0	0.0	0.0	0.0	0.0	0.0	0.0	0.0	0.0	0.0	0.0
Diff and Other	0.0	0.0	0.0	0.0	-0.2	-176.0	0.0	0.0	0.0	0.0	0.0	0.0	-176.2
Process and Frac													
Pentanes Plus	0.0	0.0	0.0	0.0	0.0	31.9	0.0	0.0	0.0	0.0	0.0	0.0	31.9
Propane	0.0	0.0	0.0	0.0	0.0	0.0	0.0	0.0	0.0	0.0	0.0	0.0	0.0
Butanes	0.0	0.0	0.0	0.0	0.0	0.0	0.0	0.0	0.0	0.0	0.0	0.0	0.0
Ethane	0.0	0.0	0.0	0.0	0.0	0.0	0.0	0.0	0.0	0.0	0.0	0.0	0.0
NGL	0.0	0.0	0.0	0.0	0.0	0.0	0.0	0.0	0.0	0.0	0.0	0.0	0.0
Sulphur	0.0	0.0	0.0	0.0	0.0	0.0	0.0	0.0	0.0	0.0	0.0	0.0	0.0
Sulphur Closing Inv	0.0	0.0	0.0	0.0	0.0	0.0	0.0	0.0	0.0	0.0	0.0	0.0	0.0

Unit of Measurement: Gas and Gas equivalent products: 1000m3, Liquids: m3, Sulphur: MTS

VPR6200

Facility ID ABGP0081833

Facility Name KETCH WORSLEY 16-36 GAS PLANT

Facility Licence # 31781

Facility Operator A73W

Production Month	201701	201702	201703	201704	201705	201706	201707	201708	201709	201710	201711	201712	Totals
Receipts													
Receipts from Alberta Facilities	267.5	232.9	275.1	238.4	246.9	244.5	262.4	258.7	230.6	226.9	212.3	218.0	2,914.2
Receipts from Non-Alberta Facilities	0.0	0.0	0.0	0.0	0.0	0.0	0.0	0.0	0.0	0.0	0.0	0.0	0.0
Dispositions													
Disposition													
Battery	0.0	0.0	0.0	0.0	0.0	0.0	0.0	0.0	0.0	0.0	0.0	0.0	0.0
Gas Gathering System	0.0	0.0	0.0	0.0	0.0	0.0	0.0	0.0	0.0	0.0	0.0	0.0	0.0
Gas Plant	0.0	0.0	0.0	0.0	0.0	0.0	0.0	0.0	0.0	0.0	0.0	0.0	0.0
Injection Facility	0.0	0.0	0.0	0.0	0.0	0.0	0.0	0.0	0.0	0.0	0.0	0.0	0.0
Meter Station	273.2	234.8	269.6	237.3	251.7	235.9	254.8	251.5	231.7	223.5	207.9	212.8	2,884.7
Other	0.0	0.0	0.0	0.0	0.0	0.0	0.0	0.0	0.0	0.0	0.0	0.0	0.0
Alberta Commercial	0.0	0.0	0.0	0.0	0.0	0.0	0.0	0.0	0.0	0.0	0.0	0.0	0.0
Alberta Industrial	0.0	0.0	0.0	0.0	0.0	0.0	0.0	0.0	0.0	0.0	0.0	0.0	0.0
Alberta Residential	0.0	0.0	0.0	0.0	0.0	0.0	0.0	0.0	0.0	0.0	0.0	0.0	0.0
Alberta Elec.Generation	0.0	0.0	0.0	0.0	0.0	0.0	0.0	0.0	0.0	0.0	0.0	0.0	0.0
Shrinkage													
Acid Gas	0.0	0.0	0.0	0.0	0.0	0.0	0.0	0.0	0.0	0.0	0.0	0.0	0.0
Other products	0.0	0.0	0.0	0.0	0.0	0.0	0.0	0.0	0.0	0.0	0.0	0.0	0.0
Fuel	0.0	0.0	0.0	0.0	0.0	0.0	0.0	0.0	0.0	0.0	0.0	0.0	0.0
Flared	0.0	0.0	0.0	0.0	0.0	0.0	0.0	0.0	0.0	0.0	0.0	0.0	0.0
Vented	0.0	0.0	0.0	0.0	0.0	0.0	0.0	0.0	0.0	0.0	0.0	0.0	0.0
Diff and Other	-5.7	-1.9	5.5	1.1	-4.8	8.6	7.6	7.2	-1.1	3.4	4.4	5.2	29.5
Process and Frac													
Pentanes Plus	0.0	0.0	0.0	0.0	0.0	0.0	0.0	0.0	0.0	0.0	0.0	0.0	0.0
Propane	0.0	0.0	0.0	0.0	0.0	0.0	0.0	0.0	0.0	0.0	0.0	0.0	0.0
Butanes	0.0	0.0	0.0	0.0	0.0	0.0	0.0	0.0	0.0	0.0	0.0	0.0	0.0
Ethane	0.0	0.0	0.0	0.0	0.0	0.0	0.0	0.0	0.0	0.0	0.0	0.0	0.0
NGL	0.0	0.0	0.0	0.0	0.0	0.0	0.0	0.0	0.0	0.0	0.0	0.0	0.0
Sulphur	0.0	0.0	0.0	0.0	0.0	0.0	0.0	0.0	0.0	0.0	0.0	0.0	0.0
Sulphur Closing Inv	0.0	0.0	0.0	0.0	0.0	0.0	0.0	0.0	0.0	0.0	0.0	0.0	0.0

Unit of Measurement: Gas and Gas equivalent products: 1000m3, Liquids: m3, Sulphur: MTS

VPR6200

Facility ID ABGP0081848

Facility Name ENCANA ROSEBUD 2-1-27-21W4 GAS PLANT

Facility Licence # 3727

Facility Operator A7NW

Production Month	201701	201702	201703	201704	201705	201706	201707	201708	201709	201710	201711	201712	Totals
SHUTIN													
Receipts													
Receipts from Alberta Facilities	0.0	0.0	0.0	0.0	0.0	0.0	0.0	0.0	0.0	0.0	0.0	0.0	0.0
Receipts from Non-Alberta Facilities	0.0	0.0	0.0	0.0	0.0	0.0	0.0	0.0	0.0	0.0	0.0	0.0	0.0
Dispositions													
Disposition													
Battery	0.0	0.0	0.0	0.0	0.0	0.0	0.0	0.0	0.0	0.0	0.0	0.0	0.0
Gas Gathering System	0.0	0.0	0.0	0.0	0.0	0.0	0.0	0.0	0.0	0.0	0.0	0.0	0.0
Gas Plant	0.0	0.0	0.0	0.0	0.0	0.0	0.0	0.0	0.0	0.0	0.0	0.0	0.0
Injection Facility	0.0	0.0	0.0	0.0	0.0	0.0	0.0	0.0	0.0	0.0	0.0	0.0	0.0
Meter Station	0.0	0.0	0.0	0.0	0.0	0.0	0.0	0.0	0.0	0.0	0.0	0.0	0.0
Other	0.0	0.0	0.0	0.0	0.0	0.0	0.0	0.0	0.0	0.0	0.0	0.0	0.0
Alberta Commercial	0.0	0.0	0.0	0.0	0.0	0.0	0.0	0.0	0.0	0.0	0.0	0.0	0.0
Alberta Industrial	0.0	0.0	0.0	0.0	0.0	0.0	0.0	0.0	0.0	0.0	0.0	0.0	0.0
Alberta Residential	0.0	0.0	0.0	0.0	0.0	0.0	0.0	0.0	0.0	0.0	0.0	0.0	0.0
Alberta Elec.Generation	0.0	0.0	0.0	0.0	0.0	0.0	0.0	0.0	0.0	0.0	0.0	0.0	0.0
Shrinkage													
Acid Gas	0.0	0.0	0.0	0.0	0.0	0.0	0.0	0.0	0.0	0.0	0.0	0.0	0.0
Other products	0.0	0.0	0.0	0.0	0.0	0.0	0.0	0.0	0.0	0.0	0.0	0.0	0.0
Fuel	0.0	0.0	0.0	0.0	0.0	0.0	0.0	0.0	0.0	0.0	0.0	0.0	0.0
Flared	0.0	0.0	0.0	0.0	0.0	0.0	0.0	0.0	0.0	0.0	0.0	0.0	0.0
Vented	0.0	0.0	0.0	0.0	0.0	0.0	0.0	0.0	0.0	0.0	0.0	0.0	0.0
Diff and Other	0.0	0.0	0.0	0.0	0.0	0.0	0.0	0.0	0.0	0.0	0.0	0.0	0.0
Process and Frac													
Pentanes Plus	0.0	0.0	0.0	0.0	0.0	0.0	0.0	0.0	0.0	0.0	0.0	0.0	0.0
Propane	0.0	0.0	0.0	0.0	0.0	0.0	0.0	0.0	0.0	0.0	0.0	0.0	0.0
Butanes	0.0	0.0	0.0	0.0	0.0	0.0	0.0	0.0	0.0	0.0	0.0	0.0	0.0
Ethane	0.0	0.0	0.0	0.0	0.0	0.0	0.0	0.0	0.0	0.0	0.0	0.0	0.0
NGL	0.0	0.0	0.0	0.0	0.0	0.0	0.0	0.0	0.0	0.0	0.0	0.0	0.0
Sulphur	0.0	0.0	0.0	0.0	0.0	0.0	0.0	0.0	0.0	0.0	0.0	0.0	0.0
Sulphur Closing Inv	0.0	0.0	0.0	0.0	0.0	0.0	0.0	0.0	0.0	0.0	0.0	0.0	0.0

Unit of Measurement: Gas and Gas equivalent products: 1000m3, Liquids: m3, Sulphur: MTS

VPR6200

Facility ID ABGP0081971

Facility Name BLACKSPUR SF LAKE GP 2-4-19-16W4

Facility Licence # 31753

Facility Operator A6F7 BLACKSPUR

Production Month	201701	201702	201703	201704	201705	201706	201707	201708	201709	201710	201711	201712	Totals
Receipts													
Receipts from Alberta Facilities	218.9	202.8	208.3	189.6	214.6	204.4	196.4	146.3	137.5	127.6	129.6	96.5	2,072.5
Receipts from Non-Alberta Facilities	0.0	0.0	0.0	0.0	0.0	0.0	0.0	0.0	0.0	0.0	0.0	0.0	0.0
Dispositions													
Disposition													
Battery	0.0	0.0	0.0	0.0	0.0	0.0	0.0	0.0	0.0	0.0	0.0	0.0	0.0
Gas Gathering System	0.0	0.0	0.0	0.0	0.0	0.0	0.0	0.0	0.0	0.0	0.0	0.0	0.0
Gas Plant	0.0	0.0	0.0	0.0	0.0	0.0	0.0	0.0	0.0	0.0	0.0	0.0	0.0
Injection Facility	0.0	0.0	0.0	0.0	0.0	0.0	0.0	0.0	0.0	0.0	0.0	0.0	0.0
Meter Station	174.2	174.9	163.3	148.4	176.1	165.1	153.9	101.0	85.6	79.1	88.5	59.2	1,569.3
Other	0.0	0.0	0.0	0.0	0.0	0.0	0.0	0.0	0.0	0.0	0.0	0.0	0.0
Alberta Commercial	0.0	0.0	0.0	0.0	0.0	0.0	0.0	0.0	0.0	0.0	0.0	0.0	0.0
Alberta Industrial	0.0	0.0	0.0	0.0	0.0	0.0	0.0	0.0	0.0	0.0	0.0	0.0	0.0
Alberta Residential	0.0	0.0	0.0	0.0	0.0	0.0	0.0	0.0	0.0	0.0	0.0	0.0	0.0
Alberta Elec.Generation	0.0	0.0	0.0	0.0	0.0	0.0	0.0	0.0	0.0	0.0	0.0	0.0	0.0
Shrinkage													
Acid Gas	0.0	0.0	0.0	0.0	0.0	0.0	0.0	0.0	0.0	0.0	0.0	0.0	0.0
Other products	1.5	3.6	1.0	1.6	1.7	3.0	2.2	1.6	0.6	0.2	0.1	0.1	17.2
Fuel	40.2	36.9	42.5	41.0	34.5	44.1	33.7	35.6	39.0	43.5	32.8	38.6	462.4
Flared	0.0	0.0	1.7	0.0	0.0	0.0	0.0	0.0	0.0	0.0	0.0	0.0	1.7
Vented	0.0	0.0	0.0	0.0	0.0	0.0	0.0	0.0	0.0	0.0	0.0	0.0	0.0
Diff and Other	3.0	-12.6	-0.2	-1.4	2.3	-7.8	6.6	8.1	12.3	4.8	8.2	-1.4	21.9
Process and Frac													
Pentanes Plus	0.0	0.0	0.0	0.0	0.0	0.0	0.0	0.0	0.0	0.0	0.0	0.0	0.0
Propane	0.0	0.0	0.0	0.0	0.0	0.0	0.0	0.0	0.0	0.0	0.0	0.0	0.0
Butanes	0.0	0.0	0.0	0.0	0.0	0.0	0.0	0.0	0.0	0.0	0.0	0.0	0.0
Ethane	0.0	0.0	0.0	0.0	0.0	0.0	0.0	0.0	0.0	0.0	0.0	0.0	0.0
NGL	7.3	14.7	4.4	7.4	7.6	11.7	9.9	7.7	2.4	0.6	0.3	0.6	74.6
Sulphur	0.0	0.0	0.0	0.0	0.0	0.0	0.0	0.0	0.0	0.0	0.0	0.0	0.0
Sulphur Closing Inv	0.0	0.0	0.0	0.0	0.0	0.0	0.0	0.0	0.0	0.0	0.0	0.0	0.0

Unit of Measurement: Gas and Gas equivalent products: 1000m3, Liquids: m3, Sulphur: MTS

VPR6200
Facility ID ABGP0082304

Facility Name 6-17-25-20W4 WINTERING HILLS WEST

Facility Licence # 26184

Facility Operator A7NW TXNE

Production Month	201701	201702	201703	201704	201705	201706	201707	201708	201709	201710	201711	201712	Totals
Receipts													
Receipts from Alberta Facilities	4,593.7	3,685.8	4,495.5	3,869.3	4,756.9	4,549.8	4,687.3	4,712.5	4,533.5	4,496.4	4,408.7	4,334.4	53,123.8
Receipts from Non-Alberta Facilities	0.0	0.0	0.0	0.0	0.0	0.0	0.0	0.0	0.0	0.0	0.0	0.0	0.0
Dispositions													
Disposition													
Battery	89.8	81.8	85.0	75.5	67.6	59.4	56.3	58.4	169.6	187.4	188.1	197.1	1,316.0
Gas Gathering System	46.5	42.0	46.5	109.5	113.2	109.5	113.2	113.2	0.0	0.0	0.0	0.0	693.6
Gas Plant	0.0	0.0	0.0	0.0	0.0	0.0	0.0	0.0	0.0	0.0	0.0	0.0	0.0
Injection Facility	0.0	0.0	0.0	0.0	0.0	0.0	0.0	0.0	0.0	0.0	0.0	0.0	0.0
Meter Station	4,223.7	3,382.6	4,130.5	3,591.0	4,458.5	4,242.1	4,488.5	4,510.7	4,375.0	4,341.9	4,257.0	4,169.2	50,170.7
Other	0.0	0.0	0.0	0.0	0.0	0.0	0.0	0.0	0.0	0.0	0.0	0.0	0.0
Alberta Commercial	0.0	0.0	0.0	0.0	0.0	0.0	0.0	0.0	0.0	0.0	0.0	0.0	0.0
Alberta Industrial	0.0	0.0	0.0	0.0	0.0	0.0	0.0	0.0	0.0	0.0	0.0	0.0	0.0
Alberta Residential	0.0	0.0	0.0	0.0	0.0	0.0	0.0	0.0	0.0	0.0	0.0	0.0	0.0
Alberta Elec.Generation	0.0	0.0	0.0	0.0	0.0	0.0	0.0	0.0	0.0	0.0	0.0	0.0	0.0
Shrinkage													
Acid Gas	0.0	0.0	0.0	0.0	0.0	0.0	0.0	0.0	0.0	0.0	0.0	0.0	0.0
Other products	79.7	57.9	76.6	55.3	74.1	75.9	78.5	81.0	82.6	82.0	89.7	83.3	916.6
Fuel	150.4	130.6	145.0	54.3	84.2	82.6	90.3	98.5	89.8	89.0	87.4	86.2	1,188.3
Flared	0.0	0.3	0.2	0.2	0.0	0.0	0.0	0.0	0.2	0.3	0.0	0.0	1.2
Vented	0.3	0.2	0.3	0.6	0.3	0.3	0.3	0.3	0.3	0.3	0.3	0.3	3.8
Diff and Other	3.3	-9.6	11.4	-17.1	-41.0	-20.0	-139.8	-149.6	-184.0	-204.5	-213.8	-201.7	-1,166.4
Process and Frac													
Pentanes Plus	0.0	0.0	0.0	0.0	0.0	0.0	0.0	0.0	0.0	0.0	0.0	26.1	26.1
Propane	0.0	0.0	0.0	0.0	0.0	0.0	0.0	0.0	0.0	0.0	0.0	0.0	0.0
Butanes	0.0	0.0	0.0	0.0	0.0	0.0	0.0	0.0	0.0	0.0	0.0	0.0	0.0
Ethane	0.0	0.0	0.0	0.0	0.0	0.0	0.0	0.0	0.0	0.0	0.0	0.0	0.0
NGL	333.2	243.5	321.8	235.8	320.7	324.2	336.5	345.3	352.2	346.9	376.3	330.3	3,866.7
Sulphur	0.0	0.0	0.0	0.0	0.0	0.0	0.0	0.0	0.0	0.0	0.0	0.0	0.0
Sulphur Closing Inv	0.0	0.0	0.0	0.0	0.0	0.0	0.0	0.0	0.0	0.0	0.0	0.0	0.0

Unit of Measurement: Gas and Gas equivalent products: 1000m3, Liquids: m3, Sulphur: MTS

VPR6200

Facility ID ABGP0083567

Facility Name HIGHPINE JOFFRE GAS PLANT 6-17

Facility Licence # 31879

Facility Operator A0L1 VESTA

Production Month	201701	201702	201703	201704	201705	201706	201707	201708	201709	201710	201711	201712	Totals
Receipts													
Receipts from Alberta Facilities	3,286.2	3,126.9	3,534.1	3,241.7	3,717.6	3,756.5	4,535.2	4,592.6	3,832.0	3,902.2	3,450.6	3,696.8	44,672.4
Receipts from Non-Alberta Facilities	0.0	0.0	0.0	0.0	0.0	0.0	0.0	0.0	0.0	0.0	0.0	0.0	0.0
Dispositions													
Disposition													
Battery	0.0	0.0	0.0	0.0	0.0	0.0	0.0	0.0	0.0	0.0	1,085.4	0.0	1,085.4
Gas Gathering System	0.0	0.0	0.0	0.0	0.0	0.0	0.0	0.0	0.0	0.0	0.0	0.0	0.0
Gas Plant	0.0	0.0	0.0	0.0	0.0	0.0	0.0	0.0	0.0	0.0	0.0	0.0	0.0
Injection Facility	0.0	0.0	0.0	0.0	0.0	0.0	0.0	0.0	0.0	0.0	0.0	0.0	0.0
Meter Station	2,738.3	2,881.2	3,091.6	3,048.3	3,190.1	3,274.2	3,993.9	4,073.2	3,466.6	3,550.3	2,024.5	3,038.8	38,371.0
Other	0.0	0.0	0.0	0.0	0.0	0.0	0.0	0.0	0.0	0.0	0.0	0.0	0.0
Alberta Commercial	0.0	0.0	0.0	0.0	0.0	0.0	0.0	0.0	0.0	0.0	0.0	0.0	0.0
Alberta Industrial	0.0	0.0	0.0	0.0	0.0	0.0	0.0	0.0	0.0	0.0	0.0	0.0	0.0
Alberta Residential	0.0	0.0	0.0	0.0	0.0	0.0	0.0	0.0	0.0	0.0	0.0	0.0	0.0
Alberta Elec.Generation	0.0	0.0	0.0	0.0	0.0	0.0	0.0	0.0	0.0	0.0	0.0	0.0	0.0
Shrinkage													
Acid Gas	0.0	0.0	0.0	0.0	0.0	0.0	0.0	0.0	0.0	0.0	0.0	0.0	0.0
Other products	140.7	116.3	125.7	148.4	123.0	152.3	210.8	227.6	230.8	310.6	233.7	222.0	2,241.9
Fuel	239.2	252.0	297.8	177.5	206.5	199.0	200.6	197.7	185.7	222.0	263.0	275.3	2,716.3
Flared	7.7	1.8	2.5	13.6	14.6	13.6	22.5	15.0	10.9	10.1	7.2	2.0	121.5
Vented	0.0	0.0	0.0	0.0	0.0	0.0	0.0	0.0	0.0	0.0	0.0	0.0	0.0
Diff and Other	160.3	-124.4	16.5	-146.1	183.4	117.4	107.4	79.1	-62.0	-190.8	-163.2	158.7	136.3
Process and Frac													
Pentanes Plus	0.0	0.0	0.0	0.0	0.0	0.0	0.0	0.0	0.0	0.0	0.0	0.0	0.0
Propane	0.0	0.0	0.0	0.0	0.0	0.0	0.0	0.0	0.0	0.0	0.0	0.0	0.0
Butanes	0.0	0.0	0.0	0.0	0.0	0.0	0.0	0.0	0.0	0.0	0.0	0.0	0.0
Ethane	0.0	0.0	0.0	0.0	0.0	0.0	0.0	0.0	0.0	0.0	0.0	0.0	0.0
NGL	589.5	487.8	527.2	614.8	510.1	632.8	872.4	942.0	955.1	1,285.7	967.1	918.7	9,303.2
Sulphur	0.0	0.0	0.0	0.0	0.0	0.0	0.0	0.0	0.0	0.0	0.0	0.0	0.0
Sulphur Closing Inv	0.0	0.0	0.0	0.0	0.0	0.0	0.0	0.0	0.0	0.0	0.0	0.0	0.0

Unit of Measurement: Gas and Gas equivalent products: 1000m3, Liquids: m3, Sulphur: MTS

VPR6200

Facility ID ABGP0083667

Facility Name CORBET GAS PLANT 15-10-62-6 W5

Facility Licence # 27718

Facility Operator A663 TEAC

Production Month	201701	201702	201703	201704	201705	201706	201707	201708	201709	201710	201711	201712	Totals
SHUTIN													
Receipts													
Receipts from Alberta Facilities	3,120.2	2,666.1	2,790.6	2,711.4	1,925.8	0.0	0.0	0.0	0.0	0.0	0.0	0.0	13,214.1
Receipts from Non-Alberta Facilities	0.0	0.0	0.0	0.0	0.0	0.0	0.0	0.0	0.0	0.0	0.0	0.0	0.0
Dispositions													
Disposition													
Battery	0.0	0.0	0.0	0.0	0.0	0.0	0.0	0.0	0.0	0.0	0.0	0.0	0.0
Gas Gathering System	0.0	0.0	0.0	0.0	0.0	0.0	0.0	0.0	0.0	0.0	0.0	0.0	0.0
Gas Plant	0.0	0.0	0.0	0.0	0.0	0.0	0.0	0.0	0.0	0.0	0.0	0.0	0.0
Injection Facility	0.0	0.0	0.0	0.0	0.0	0.0	0.0	0.0	0.0	0.0	0.0	0.0	0.0
Meter Station	2,862.5	2,433.3	2,605.7	2,485.5	1,772.9	0.0	0.0	0.0	0.0	0.0	0.0	0.0	12,159.9
Other	0.0	0.0	0.0	0.0	0.0	0.0	0.0	0.0	0.0	0.0	0.0	0.0	0.0
Alberta Commercial	0.0	0.0	0.0	0.0	0.0	0.0	0.0	0.0	0.0	0.0	0.0	0.0	0.0
Alberta Industrial	0.0	0.0	0.0	0.0	0.0	0.0	0.0	0.0	0.0	0.0	0.0	0.0	0.0
Alberta Residential	0.0	0.0	0.0	0.0	0.0	0.0	0.0	0.0	0.0	0.0	0.0	0.0	0.0
Alberta Elec.Generation	0.0	0.0	0.0	0.0	0.0	0.0	0.0	0.0	0.0	0.0	0.0	0.0	0.0
Shrinkage													
Acid Gas	0.0	0.0	0.0	0.0	0.0	0.0	0.0	0.0	0.0	0.0	0.0	0.0	0.0
Other products	0.0	0.0	0.0	0.0	0.0	0.0	0.0	0.0	0.0	0.0	0.0	0.0	0.0
Fuel	220.9	193.1	205.2	192.3	135.8	0.0	0.0	0.0	0.0	0.0	0.0	0.0	947.3
Flared	1.7	2.1	0.8	1.6	0.6	0.0	0.0	0.0	0.0	0.0	0.0	0.0	6.8
Vented	0.7	1.1	0.4	0.8	0.3	0.0	0.0	0.0	0.0	0.0	0.0	0.0	3.3
Diff and Other	34.4	36.5	-21.5	31.2	16.2	0.0	0.0	0.0	0.0	0.0	0.0	0.0	96.8
Process and Frac													
Pentanes Plus	0.0	0.0	0.0	0.0	0.0	0.0	0.0	0.0	0.0	0.0	0.0	0.0	0.0
Propane	0.0	0.0	0.0	0.0	0.0	0.0	0.0	0.0	0.0	0.0	0.0	0.0	0.0
Butanes	0.0	0.0	0.0	0.0	0.0	0.0	0.0	0.0	0.0	0.0	0.0	0.0	0.0
Ethane	0.0	0.0	0.0	0.0	0.0	0.0	0.0	0.0	0.0	0.0	0.0	0.0	0.0
NGL	0.0	0.0	0.0	0.0	0.0	0.0	0.0	0.0	0.0	0.0	0.0	0.0	0.0
Sulphur	0.0	0.0	0.0	0.0	0.0	0.0	0.0	0.0	0.0	0.0	0.0	0.0	0.0
Sulphur Closing Inv	0.0	0.0	0.0	0.0	0.0	0.0	0.0	0.0	0.0	0.0	0.0	0.0	0.0

Unit of Measurement: Gas and Gas equivalent products: 1000m3, Liquids: m3, Sulphur: MTS

VPR6200

Facility ID ABGP0084058

Facility Name Tony Creek Gas Plant 10-24-62-22W5

Facility Licence # 32387

Facility Operator A1EZ FIRENZE

Production Month	201701	201702	201703	201704	201705	201706	201707	201708	201709	201710	201711	201712	Totals
Receipts													
Receipts from Alberta Facilities	2,090.7	1,805.5	1,880.5	1,778.4	1,784.1	1,317.1	1,555.4	1,664.8	1,518.8	781.6	1,296.3	1,884.8	19,358.0
Receipts from Non-Alberta Facilities	0.0	0.0	0.0	0.0	0.0	0.0	0.0	0.0	0.0	0.0	0.0	0.0	0.0
Dispositions													
Disposition													
Battery	0.0	0.0	0.0	0.0	0.0	0.0	0.0	0.0	0.0	0.0	0.0	0.0	0.0
Gas Gathering System	0.0	0.0	0.0	0.0	0.0	0.0	0.0	0.0	0.0	0.0	0.0	0.0	0.0
Gas Plant	0.0	0.0	0.0	0.0	0.0	0.0	0.0	0.0	0.0	0.0	0.0	0.0	0.0
Injection Facility	0.0	0.0	0.0	0.0	0.0	0.0	0.0	0.0	0.0	0.0	0.0	0.0	0.0
Meter Station	1,920.2	1,654.2	1,716.2	1,648.7	1,655.1	1,214.1	1,431.0	1,547.3	1,356.7	723.0	1,213.9	1,763.1	17,843.5
Other	0.0	0.0	0.0	0.0	0.0	0.0	0.0	0.0	0.0	0.0	0.0	0.0	0.0
Alberta Commercial	0.0	0.0	0.0	0.0	0.0	0.0	0.0	0.0	0.0	0.0	0.0	0.0	0.0
Alberta Industrial	0.0	0.0	0.0	0.0	0.0	0.0	0.0	0.0	0.0	0.0	0.0	0.0	0.0
Alberta Residential	0.0	0.0	0.0	0.0	0.0	0.0	0.0	0.0	0.0	0.0	0.0	0.0	0.0
Alberta Elec.Generation	0.0	0.0	0.0	0.0	0.0	0.0	0.0	0.0	0.0	0.0	0.0	0.0	0.0
Shrinkage													
Acid Gas	0.0	0.0	0.0	0.0	0.0	0.0	0.0	0.0	0.0	0.0	0.0	0.0	0.0
Other products	51.8	54.5	53.6	47.5	48.6	35.2	32.7	34.7	31.0	18.0	26.7	39.8	474.1
Fuel	108.5	94.9	102.7	95.5	97.0	74.4	87.6	91.3	83.3	78.3	87.0	104.1	1,104.6
Flared	0.0	0.0	0.0	0.0	0.0	0.0	0.0	0.0	0.0	0.0	0.0	0.0	0.0
Vented	0.0	0.0	0.0	0.0	0.0	0.0	0.0	0.0	0.0	0.0	0.0	0.0	0.0
Diff and Other	10.2	1.9	8.0	-13.3	-16.6	-6.6	4.1	-8.5	47.8	-37.7	-31.3	-22.2	-64.2
Process and Frac													
Pentanes Plus	17.9	23.1	16.0	16.1	16.7	24.5	3.6	12.0	13.5	12.5	9.0	14.0	178.9
Propane	0.0	0.0	0.0	0.0	0.0	0.0	0.0	0.0	0.0	0.0	0.0	0.0	0.0
Butanes	0.0	0.0	0.0	0.0	0.0	0.0	0.0	0.0	0.0	0.0	0.0	0.0	0.0
Ethane	0.0	0.0	0.0	0.0	0.0	0.0	0.0	0.0	0.0	0.0	0.0	0.0	0.0
NGL	207.9	209.9	213.9	187.9	192.2	127.7	135.7	136.9	124.4	66.5	107.4	159.7	1,870.1
Sulphur	0.0	0.0	0.0	0.0	0.0	0.0	0.0	0.0	0.0	0.0	0.0	0.0	0.0
Sulphur Closing Inv	0.0	0.0	0.0	0.0	0.0	0.0	0.0	0.0	0.0	0.0	0.0	0.0	0.0

Unit of Measurement: Gas and Gas equivalent products: 1000m3, Liquids: m3, Sulphur: MTS

VPR6200

Facility ID ABGP0084179

Facility Name PEYTO CUTBANK 04-06-063-09 W6 GP

Facility Licence # 32100

Facility Operator OYA2 PEYTO

Production Month	201701	201702	201703	201704	201705	201706	201707	201708	201709	201710	201711	201712	Totals
Receipts													
Receipts from Alberta Facilities	962.4	715.4	913.0	1,343.2	1,267.0	1,115.6	1,172.2	1,171.5	1,086.2	1,106.6	1,015.8	982.4	12,851.3
Receipts from Non-Alberta Facilities	0.0	0.0	0.0	0.0	0.0	0.0	0.0	0.0	0.0	0.0	0.0	0.0	0.0
Dispositions													
Disposition													
Battery	0.0	0.0	0.0	0.0	0.0	0.0	0.0	0.0	0.0	0.0	0.0	0.0	0.0
Gas Gathering System	0.0	0.0	0.0	0.0	0.0	0.0	0.0	0.0	0.0	0.0	0.0	0.0	0.0
Gas Plant	0.0	0.0	0.0	0.0	0.0	0.0	0.0	0.0	0.0	0.0	0.0	0.0	0.0
Injection Facility	0.0	0.0	0.0	0.0	0.0	0.0	0.0	0.0	0.0	0.0	0.0	0.0	0.0
Meter Station	848.3	654.2	807.5	1,206.8	1,129.5	1,014.4	1,071.1	1,079.7	985.4	1,012.5	908.2	863.8	11,581.4
Other	0.0	0.0	0.0	0.0	0.0	0.0	0.0	0.0	0.0	0.0	0.0	0.0	0.0
Alberta Commercial	0.0	0.0	0.0	0.0	0.0	0.0	0.0	0.0	0.0	0.0	0.0	0.0	0.0
Alberta Industrial	0.0	0.0	0.0	0.0	0.0	0.0	0.0	0.0	0.0	0.0	0.0	0.0	0.0
Alberta Residential	0.0	0.0	0.0	0.0	0.0	0.0	0.0	0.0	0.0	0.0	0.0	0.0	0.0
Alberta Elec.Generation	0.0	0.0	0.0	0.0	0.0	0.0	0.0	0.0	0.0	0.0	0.0	0.0	0.0
Shrinkage													
Acid Gas	0.0	0.0	0.0	0.0	0.0	0.0	0.0	0.0	0.0	0.0	0.0	0.0	0.0
Other products	11.1	13.1	21.1	19.2	19.2	17.1	15.4	13.3	11.1	15.0	26.2	19.0	200.8
Fuel	100.5	85.8	96.5	102.6	101.7	97.5	98.3	101.6	99.9	101.6	100.7	114.7	1,201.4
Flared	2.2	2.2	2.2	2.3	2.2	2.2	2.3	2.2	2.2	2.4	2.5	2.3	27.2
Vented	0.0	0.0	0.0	0.0	0.0	0.0	0.0	0.0	0.0	0.0	0.0	0.0	0.0
Diff and Other	0.3	-39.9	-14.3	12.3	14.4	-15.6	-14.9	-25.3	-12.4	-24.9	-21.8	-17.4	-159.5
Process and Frac													
Pentanes Plus	14.7	18.0	37.6	46.4	38.0	21.5	12.9	10.6	13.5	20.0	22.7	24.9	280.8
Propane	0.0	0.0	0.0	0.0	0.0	0.0	0.0	0.0	0.0	0.0	0.0	0.0	0.0
Butanes	0.0	0.0	0.0	0.0	0.0	0.0	0.0	0.0	0.0	0.0	0.0	0.0	0.0
Ethane	0.0	0.0	0.0	0.0	0.0	0.0	0.0	0.0	0.0	0.0	0.0	0.0	0.0
NGL	37.0	42.7	58.1	43.5	51.0	57.9	57.8	51.3	38.0	49.7	98.9	62.9	648.8
Sulphur	0.0	0.0	0.0	0.0	0.0	0.0	0.0	0.0	0.0	0.0	0.0	0.0	0.0
Sulphur Closing Inv	0.0	0.0	0.0	0.0	0.0	0.0	0.0	0.0	0.0	0.0	0.0	0.0	0.0

Unit of Measurement: Gas and Gas equivalent products: 1000m3, Liquids: m3, Sulphur: MTS

VPR6200

Facility ID ABGP0084226

Facility Name BIGSTONE 11-9-61-22W5

Facility Licence # 13771

Facility Operator OHE9 CNRL

Production Month	201701	201702	201703	201704	201705	201706	201707	201708	201709	201710	201711	201712	Totals
Receipts													
Receipts from Alberta Facilities	4,041.8	3,872.4	4,121.8	4,123.8	4,022.9	3,588.3	3,711.9	3,655.3	3,612.3	4,119.0	3,748.2	3,908.5	46,526.2
Receipts from Non-Alberta Facilities	0.0	0.0	0.0	0.0	0.0	0.0	0.0	0.0	0.0	0.0	0.0	0.0	0.0
Dispositions													
Disposition													
Battery	0.0	0.0	0.0	0.0	0.0	0.0	0.0	0.0	0.0	0.0	0.0	0.0	0.0
Gas Gathering System	0.0	0.0	0.0	0.0	0.0	0.0	0.0	0.0	0.0	0.0	0.0	0.0	0.0
Gas Plant	0.0	0.0	0.0	0.0	0.0	0.0	0.0	0.0	0.0	0.0	0.0	0.0	0.0
Injection Facility	0.0	0.0	0.0	0.0	0.0	0.0	0.0	0.0	0.0	0.0	0.0	0.0	0.0
Meter Station	3,710.6	3,556.8	3,735.3	3,872.2	3,815.7	3,436.4	3,447.6	3,461.5	3,400.8	3,915.9	3,561.2	3,667.2	43,581.2
Other	0.0	0.0	0.0	0.0	0.0	0.0	0.0	0.0	0.0	0.0	0.0	0.0	0.0
Alberta Commercial	0.0	0.0	0.0	0.0	0.0	0.0	0.0	0.0	0.0	0.0	0.0	0.0	0.0
Alberta Industrial	0.0	0.0	0.0	0.0	0.0	0.0	0.0	0.0	0.0	0.0	0.0	0.0	0.0
Alberta Residential	0.0	0.0	0.0	0.0	0.0	0.0	0.0	0.0	0.0	0.0	0.0	0.0	0.0
Alberta Elec.Generation	0.0	0.0	0.0	0.0	0.0	0.0	0.0	0.0	0.0	0.0	0.0	0.0	0.0
Shrinkage													
Acid Gas	0.0	0.0	0.0	0.0	0.0	0.0	0.0	0.0	0.0	0.0	0.0	0.0	0.0
Other products	84.4	83.6	83.9	77.8	80.4	65.6	76.4	82.4	76.0	98.2	78.1	85.7	972.5
Fuel	117.7	109.2	115.1	109.8	111.5	104.4	111.5	100.9	106.3	113.7	109.9	112.9	1,322.9
Flared	0.0	0.0	0.0	0.0	0.0	0.0	0.0	0.0	0.0	0.0	0.0	0.0	0.0
Vented	0.5	0.7	0.7	0.5	0.7	0.4	0.4	0.5	0.2	0.6	0.5	0.5	6.2
Diff and Other	128.6	122.1	186.8	63.5	14.6	-18.5	76.0	10.0	29.0	-9.4	-1.5	42.2	643.4
Process and Frac													
Pentanes Plus	41.8	69.8	63.4	42.3	61.3	43.2	36.3	49.0	19.7	59.5	46.8	42.5	575.6
Propane	0.0	0.0	0.0	0.0	0.0	0.0	0.0	0.0	0.0	0.0	0.0	0.0	0.0
Butanes	0.0	0.0	0.0	0.0	0.0	0.0	0.0	0.0	0.0	0.0	0.0	0.0	0.0
Ethane	0.0	0.0	0.0	0.0	0.0	0.0	0.0	0.0	0.0	0.0	0.0	0.0	0.0
NGL	328.3	299.3	305.4	299.1	293.3	245.6	292.1	309.5	307.1	364.2	289.5	326.9	3,660.3
Sulphur	0.0	0.0	0.0	0.0	0.0	0.0	0.0	0.0	0.0	0.0	0.0	0.0	0.0
Sulphur Closing Inv	0.0	0.0	0.0	0.0	0.0	0.0	0.0	0.0	0.0	0.0	0.0	0.0	0.0

Unit of Measurement: Gas and Gas equivalent products: 1000m3, Liquids: m3, Sulphur: MTS

VPR6200

Facility ID ABGP0084455

Facility Name HUSKY BIVOUAC

Facility Licence # 26711

Facility Operator OR46 HUSKY

Production Month	201701	201702	201703	201704	201705	201706	201707	201708	201709	201710	201711	201712	Totals
Receipts													
Receipts from Alberta Facilities	0.0	0.0	0.0	0.0	0.0	0.0	0.0	0.0	0.0	0.0	0.0	0.0	0.0
Receipts from Non-Alberta Facilities	8,802.5	8,023.1	8,471.0	9,519.7	7,731.4	9,669.4	9,205.2	8,332.1	9,571.5	8,536.7	7,040.4	7,347.5	102,250.5
Dispositions													
Disposition													
Battery	0.0	0.0	0.0	0.0	0.0	0.0	0.0	0.0	0.0	0.0	0.0	0.0	0.0
Gas Gathering System	0.0	0.0	0.0	0.0	0.0	0.0	0.0	0.0	0.0	0.0	0.0	0.0	0.0
Gas Plant	0.0	0.0	0.0	0.0	0.0	0.0	0.0	0.0	0.0	0.0	0.0	0.0	0.0
Injection Facility	0.0	0.0	0.0	0.0	0.0	0.0	0.0	0.0	0.0	0.0	0.0	0.0	0.0
Meter Station	8,802.5	8,023.1	8,471.0	9,519.7	7,731.4	9,669.4	9,205.2	8,332.1	9,571.5	8,536.7	7,040.4	7,347.5	102,250.5
Other	0.0	0.0	0.0	0.0	0.0	0.0	0.0	0.0	0.0	0.0	0.0	0.0	0.0
Alberta Commercial	0.0	0.0	0.0	0.0	0.0	0.0	0.0	0.0	0.0	0.0	0.0	0.0	0.0
Alberta Industrial	0.0	0.0	0.0	0.0	0.0	0.0	0.0	0.0	0.0	0.0	0.0	0.0	0.0
Alberta Residential	0.0	0.0	0.0	0.0	0.0	0.0	0.0	0.0	0.0	0.0	0.0	0.0	0.0
Alberta Elec.Generation	0.0	0.0	0.0	0.0	0.0	0.0	0.0	0.0	0.0	0.0	0.0	0.0	0.0
Shrinkage													
Acid Gas	0.0	0.0	0.0	0.0	0.0	0.0	0.0	0.0	0.0	0.0	0.0	0.0	0.0
Other products	0.0	0.0	0.0	0.0	0.0	0.0	0.0	0.0	0.0	0.0	0.0	0.0	0.0
Fuel	0.0	0.0	0.0	0.0	0.0	0.0	0.0	0.0	0.0	0.0	0.0	0.0	0.0
Flared	0.0	0.0	0.0	0.0	0.0	0.0	0.0	0.0	0.0	0.0	0.0	0.0	0.0
Vented	0.0	0.0	0.0	0.0	0.0	0.0	0.0	0.0	0.0	0.0	0.0	0.0	0.0
Diff and Other	0.0	0.0	0.0	0.0	0.0	0.0	0.0	0.0	0.0	0.0	0.0	0.0	0.0
Process and Frac													
Pentanes Plus	0.0	0.0	0.0	0.0	0.0	0.0	0.0	0.0	0.0	0.0	0.0	0.0	0.0
Propane	0.0	0.0	0.0	0.0	0.0	0.0	0.0	0.0	0.0	0.0	0.0	0.0	0.0
Butanes	0.0	0.0	0.0	0.0	0.0	0.0	0.0	0.0	0.0	0.0	0.0	0.0	0.0
Ethane	0.0	0.0	0.0	0.0	0.0	0.0	0.0	0.0	0.0	0.0	0.0	0.0	0.0
NGL	0.0	0.0	0.0	0.0	0.0	0.0	0.0	0.0	0.0	0.0	0.0	0.0	0.0
Sulphur	0.0	0.0	0.0	0.0	0.0	0.0	0.0	0.0	0.0	0.0	0.0	0.0	0.0
Sulphur Closing Inv	0.0	0.0	0.0	0.0	0.0	0.0	0.0	0.0	0.0	0.0	0.0	0.0	0.0

Unit of Measurement: Gas and Gas equivalent products: 1000m3, Liquids: m3, Sulphur: MTS

VPR6200

Facility ID ABGP0084636

Facility Name PHOENIX 102/07-21-39-10W5

Facility Licence # 33220

Facility Operator A73C BACCALIEU

Production Month	201701	201702	201703	201704	201705	201706	201707	201708	201709	201710	201711	201712	Totals
											SHUTIN	SHUTIN	
Receipts													
Receipts from Alberta Facilities	0.0	0.0	0.0	0.0	819.9	349.4	72.3	0.0	457.8	53.7	0.0	0.0	1,753.1
Receipts from Non-Alberta Facilities	0.0	0.0	0.0	0.0	0.0	0.0	0.0	0.0	0.0	0.0	0.0	0.0	0.0
Dispositions													
Disposition													
Battery	0.0	0.0	0.0	0.0	0.0	0.0	0.0	0.0	0.0	0.0	0.0	0.0	0.0
Gas Gathering System	0.0	0.0	0.0	0.0	0.0	0.0	0.0	0.0	0.0	0.0	0.0	0.0	0.0
Gas Plant	0.0	0.0	0.0	0.0	0.0	0.0	0.0	0.0	0.0	0.0	0.0	0.0	0.0
Injection Facility	0.0	0.0	0.0	0.0	0.0	0.0	0.0	0.0	0.0	0.0	0.0	0.0	0.0
Meter Station	0.0	0.0	0.0	0.0	703.0	272.6	54.2	0.0	389.3	39.1	0.0	0.0	1,458.2
Other	0.0	0.0	0.0	0.0	0.0	0.0	0.0	0.0	0.0	0.0	0.0	0.0	0.0
Alberta Commercial	0.0	0.0	0.0	0.0	0.0	0.0	0.0	0.0	0.0	0.0	0.0	0.0	0.0
Alberta Industrial	0.0	0.0	0.0	0.0	0.0	0.0	0.0	0.0	0.0	0.0	0.0	0.0	0.0
Alberta Residential	0.0	0.0	0.0	0.0	0.0	0.0	0.0	0.0	0.0	0.0	0.0	0.0	0.0
Alberta Elec.Generation	0.0	0.0	0.0	0.0	0.0	0.0	0.0	0.0	0.0	0.0	0.0	0.0	0.0
Shrinkage													
Acid Gas	0.0	0.0	0.0	0.0	0.0	0.0	0.0	0.0	0.0	0.0	0.0	0.0	0.0
Other products	0.0	0.0	0.0	0.0	54.2	29.6	8.6	0.0	41.7	1.7	0.0	0.0	135.8
Fuel	0.0	0.0	0.0	0.0	55.8	44.2	9.7	0.0	45.7	8.3	0.0	0.0	163.7
Flared	0.0	0.0	0.0	0.0	0.0	0.0	0.0	0.0	0.0	0.0	0.0	0.0	0.0
Vented	0.0	0.0	0.0	0.0	0.0	0.0	0.0	0.0	0.0	0.0	0.0	0.0	0.0
Diff and Other	0.0	0.0	0.0	0.0	6.9	3.0	-0.2	0.0	-18.9	4.6	0.0	0.0	-4.6
Process and Frac													
Pentanes Plus	0.0	0.0	0.0	0.0	0.0	0.0	0.0	0.0	0.0	0.0	0.0	0.0	0.0
Propane	0.0	0.0	0.0	0.0	0.0	0.0	0.0	0.0	0.0	0.0	0.0	0.0	0.0
Butanes	0.0	0.0	0.0	0.0	0.0	0.0	0.0	0.0	0.0	0.0	0.0	0.0	0.0
Ethane	0.0	0.0	0.0	0.0	0.0	0.0	0.0	0.0	0.0	0.0	0.0	0.0	0.0
NGL	0.0	0.0	0.0	0.0	225.2	122.8	35.8	0.0	173.1	7.4	0.0	0.0	564.3
Sulphur	0.0	0.0	0.0	0.0	0.0	0.0	0.0	0.0	0.0	0.0	0.0	0.0	0.0
Sulphur Closing Inv	0.0	0.0	0.0	0.0	0.0	0.0	0.0	0.0	0.0	0.0	0.0	0.0	0.0

Unit of Measurement: Gas and Gas equivalent products: 1000m3, Liquids: m3, Sulphur: MTS

VPR6200

Facility ID ABGP0084773

Facility Name DUVERNAY 15-4-58-23W5M GAS PLANT

Facility Licence # 33195

Facility Operator A573 TOURMALINE

Production Month	201701	201702	201703	201704	201705	201706	201707	201708	201709	201710	201711	201712	Totals
Receipts													
Receipts from Alberta Facilities	55,563.2	51,484.9	56,073.3	55,870.9	56,156.4	54,507.5	53,093.2	55,145.8	62,842.0	61,869.6	59,109.7	65,880.9	687,597.4
Receipts from Non-Alberta Facilities	0.0	0.0	0.0	0.0	0.0	0.0	0.0	0.0	0.0	0.0	0.0	0.0	0.0
Dispositions													
Disposition													
Battery	0.0	0.0	0.0	0.0	0.0	0.0	0.0	0.0	0.0	0.0	0.0	0.0	0.0
Gas Gathering System	0.0	0.0	0.0	0.0	0.0	0.0	0.0	0.0	0.0	0.0	0.0	0.0	0.0
Gas Plant	49,161.9	46,014.9	49,935.3	49,286.3	49,229.4	48,898.0	46,313.1	48,299.0	56,076.2	55,238.8	59,140.0	64,673.8	622,266.7
Injection Facility	0.0	0.0	0.0	0.0	0.0	0.0	0.0	0.0	0.0	0.0	0.0	0.0	0.0
Meter Station	6,502.2	5,194.7	5,765.6	6,405.9	6,649.5	5,191.9	6,293.7	6,529.4	6,302.1	6,243.5	0.0	0.0	61,078.5
Other	0.0	0.0	0.0	0.0	0.0	0.0	0.0	0.0	0.0	0.0	0.0	0.0	0.0
Alberta Commercial	0.0	0.0	0.0	0.0	0.0	0.0	0.0	0.0	0.0	0.0	0.0	0.0	0.0
Alberta Industrial	0.0	0.0	0.0	0.0	0.0	0.0	0.0	0.0	0.0	0.0	0.0	0.0	0.0
Alberta Residential	0.0	0.0	0.0	0.0	0.0	0.0	0.0	0.0	0.0	0.0	0.0	0.0	0.0
Alberta Elec.Generation	0.0	0.0	0.0	0.0	0.0	0.0	0.0	0.0	0.0	0.0	0.0	0.0	0.0
Shrinkage													
Acid Gas	0.0	0.0	0.0	0.0	0.0	0.0	0.0	0.0	0.0	0.0	0.0	0.0	0.0
Other products	523.4	397.8	513.7	451.0	478.6	409.6	543.8	706.9	945.3	795.0	587.1	601.2	6,953.4
Fuel	934.0	0.0	906.4	838.2	893.8	762.2	791.9	0.0	840.4	866.0	846.7	870.4	8,550.0
Flared	0.4	0.0	0.0	0.0	0.0	0.0	0.0	0.0	0.0	0.0	0.0	0.0	0.4
Vented	0.0	0.0	0.0	0.0	0.0	0.0	0.0	0.0	0.0	0.0	0.0	0.0	0.0
Diff and Other	-1,558.7	-122.5	-1,047.7	-1,110.5	-1,094.9	-754.2	-849.3	-389.5	-1,322.0	-1,273.7	-1,464.1	-264.5	-11,251.6
Process and Frac													
Pentanes Plus	1,979.8	1,432.6	1,777.7	1,643.0	1,721.1	1,568.2	1,980.0	2,815.0	3,646.5	2,852.1	1,663.4	1,729.0	24,808.4
Propane	0.0	0.0	0.0	0.0	0.0	0.0	0.0	0.0	0.0	0.0	0.0	0.0	0.0
Butanes	0.0	0.0	0.0	0.0	0.0	0.0	0.0	0.0	0.0	0.0	0.0	0.0	0.0
Ethane	0.0	0.0	0.0	0.0	0.0	0.0	0.0	0.0	0.0	0.0	0.0	0.0	0.0
NGL	508.3	449.2	647.1	493.6	546.2	379.9	581.3	551.0	839.1	899.4	1,046.6	1,057.7	7,999.4
Sulphur	0.0	0.0	0.0	0.0	0.0	0.0	0.0	0.0	0.0	0.0	0.0	0.0	0.0
Sulphur Closing Inv	0.0	0.0	0.0	0.0	0.0	0.0	0.0	0.0	0.0	0.0	0.0	0.0	0.0

Unit of Measurement: Gas and Gas equivalent products: 1000m3, Liquids: m3, Sulphur: MTS

VPR6200

Facility ID ABGP0085141

Facility Name QUEENSTOWN 1-2-18-22W4 GAS PLANT

Facility Licence # 33937

Facility Operator OCW8

Production Month	201701	201702	201703	201704	201705	201706	201707	201708	201709	201710	201711	201712	Totals
	SHUTIN	SHUTIN	SHUTIN	SHUTIN	SHUTIN	SHUTIN	SHUTIN	SHUTIN	SHUTIN	SHUTIN	SHUTIN	SHUTIN	
Receipts													
Receipts from Alberta Facilities	0.0	0.0	0.0	0.0	0.0	0.0	0.0	0.0	0.0	0.0	0.0	0.0	0.0
Receipts from Non-Alberta Facilities	0.0	0.0	0.0	0.0	0.0	0.0	0.0	0.0	0.0	0.0	0.0	0.0	0.0
Dispositions													
Disposition													
Battery	0.0	0.0	0.0	0.0	0.0	0.0	0.0	0.0	0.0	0.0	0.0	0.0	0.0
Gas Gathering System	0.0	0.0	0.0	0.0	0.0	0.0	0.0	0.0	0.0	0.0	0.0	0.0	0.0
Gas Plant	0.0	0.0	0.0	0.0	0.0	0.0	0.0	0.0	0.0	0.0	0.0	0.0	0.0
Injection Facility	0.0	0.0	0.0	0.0	0.0	0.0	0.0	0.0	0.0	0.0	0.0	0.0	0.0
Meter Station	0.0	0.0	0.0	0.0	0.0	0.0	0.0	0.0	0.0	0.0	0.0	0.0	0.0
Other	0.0	0.0	0.0	0.0	0.0	0.0	0.0	0.0	0.0	0.0	0.0	0.0	0.0
Alberta Commercial	0.0	0.0	0.0	0.0	0.0	0.0	0.0	0.0	0.0	0.0	0.0	0.0	0.0
Alberta Industrial	0.0	0.0	0.0	0.0	0.0	0.0	0.0	0.0	0.0	0.0	0.0	0.0	0.0
Alberta Residential	0.0	0.0	0.0	0.0	0.0	0.0	0.0	0.0	0.0	0.0	0.0	0.0	0.0
Alberta Elec.Generation	0.0	0.0	0.0	0.0	0.0	0.0	0.0	0.0	0.0	0.0	0.0	0.0	0.0
Shrinkage													
Acid Gas	0.0	0.0	0.0	0.0	0.0	0.0	0.0	0.0	0.0	0.0	0.0	0.0	0.0
Other products	0.0	0.0	0.0	0.0	0.0	0.0	0.0	0.0	0.0	0.0	0.0	0.0	0.0
Fuel	0.0	0.0	0.0	0.0	0.0	0.0	0.0	0.0	0.0	0.0	0.0	0.0	0.0
Flared	0.0	0.0	0.0	0.0	0.0	0.0	0.0	0.0	0.0	0.0	0.0	0.0	0.0
Vented	0.0	0.0	0.0	0.0	0.0	0.0	0.0	0.0	0.0	0.0	0.0	0.0	0.0
Diff and Other	0.0	0.0	0.0	0.0	0.0	0.0	0.0	0.0	0.0	0.0	0.0	0.0	0.0
Process and Frac													
Pentanes Plus	0.0	0.0	0.0	0.0	0.0	0.0	0.0	0.0	0.0	0.0	0.0	0.0	0.0
Propane	0.0	0.0	0.0	0.0	0.0	0.0	0.0	0.0	0.0	0.0	0.0	0.0	0.0
Butanes	0.0	0.0	0.0	0.0	0.0	0.0	0.0	0.0	0.0	0.0	0.0	0.0	0.0
Ethane	0.0	0.0	0.0	0.0	0.0	0.0	0.0	0.0	0.0	0.0	0.0	0.0	0.0
NGL	0.0	0.0	0.0	0.0	0.0	0.0	0.0	0.0	0.0	0.0	0.0	0.0	0.0
Sulphur	0.0	0.0	0.0	0.0	0.0	0.0	0.0	0.0	0.0	0.0	0.0	0.0	0.0
Sulphur Closing Inv	0.0	0.0	0.0	0.0	0.0	0.0	0.0	0.0	0.0	0.0	0.0	0.0	0.0

Unit of Measurement: Gas and Gas equivalent products: 1000m3, Liquids: m3, Sulphur: MTS

VPR6200

Facility ID ABGP0085152

Facility Name FERRIER WEST 7-18-40-9W5

Facility Licence # 33367

Facility Operator OHE9 CNRL

Production Month	201701	201702	201703	201704	201705	201706	201707	201708	201709	201710	201711	201712	Totals
Receipts													
Receipts from Alberta Facilities	5,253.5	4,496.9	5,283.0	5,518.8	6,387.8	5,966.8	6,051.4	5,809.5	5,731.1	5,498.2	5,210.4	5,402.1	66,609.5
Receipts from Non-Alberta Facilities	0.0	0.0	0.0	0.0	0.0	0.0	0.0	0.0	0.0	0.0	0.0	0.0	0.0
Dispositions													
Disposition													
Battery	0.0	0.0	0.0	0.0	0.0	0.0	0.0	0.0	0.0	0.0	0.0	0.0	0.0
Gas Gathering System	0.0	0.0	0.0	0.0	0.0	0.0	0.0	0.0	0.0	0.0	0.0	0.0	0.0
Gas Plant	0.0	0.0	0.0	0.0	0.0	0.0	0.0	0.0	0.0	0.0	0.0	0.0	0.0
Injection Facility	0.0	0.0	0.0	0.0	0.0	0.0	0.0	0.0	0.0	0.0	0.0	0.0	0.0
Meter Station	4,853.9	4,164.6	4,920.6	5,159.4	6,016.5	5,499.0	5,517.2	5,290.1	5,239.3	5,023.6	4,749.8	4,878.1	61,312.1
Other	0.0	0.0	0.0	0.0	0.0	0.0	0.0	0.0	0.0	0.0	0.0	0.0	0.0
Alberta Commercial	0.0	0.0	0.0	0.0	0.0	0.0	0.0	0.0	0.0	0.0	0.0	0.0	0.0
Alberta Industrial	0.0	0.0	0.0	0.0	0.0	0.0	0.0	0.0	0.0	0.0	0.0	0.0	0.0
Alberta Residential	0.0	0.0	0.0	0.0	0.0	0.0	0.0	0.0	0.0	0.0	0.0	0.0	0.0
Alberta Elec.Generation	0.0	0.0	0.0	0.0	0.0	0.0	0.0	0.0	0.0	0.0	0.0	0.0	0.0
Shrinkage													
Acid Gas	0.0	0.0	0.0	0.0	0.0	0.0	0.0	0.0	0.0	0.0	0.0	0.0	0.0
Other products	194.7	163.3	183.1	188.6	204.5	214.1	233.5	207.0	200.1	196.3	186.8	193.6	2,365.6
Fuel	198.1	180.8	206.1	202.4	215.4	208.8	218.0	204.1	201.2	206.9	211.5	214.4	2,467.7
Flared	1.6	2.1	1.9	5.3	5.3	7.0	4.7	4.7	2.2	3.0	2.2	3.7	43.7
Vented	0.0	0.0	0.0	0.0	0.0	0.0	0.0	0.0	0.0	0.0	0.0	0.0	0.0
Diff and Other	5.2	-13.9	-28.7	-36.9	-53.9	37.9	78.0	103.6	88.3	68.4	60.1	112.3	420.4
Process and Frac													
Pentanes Plus	0.0	10.3	0.0	0.2	7.1	10.3	0.0	0.0	0.0	0.0	6.6	1.2	35.7
Propane	0.0	0.0	0.0	0.0	0.0	0.0	0.0	0.0	0.0	0.0	0.0	0.0	0.0
Butanes	0.0	0.0	0.0	0.0	0.0	0.0	0.0	0.0	0.0	0.0	0.0	0.0	0.0
Ethane	0.0	0.0	0.0	0.0	0.0	0.0	0.0	0.0	0.0	0.0	0.0	0.0	0.0
NGL	903.0	752.2	851.8	880.1	947.4	952.2	1,037.5	920.1	893.4	874.4	825.0	859.6	10,696.7
Sulphur	0.0	0.0	0.0	0.0	0.0	0.0	0.0	0.0	0.0	0.0	0.0	0.0	0.0
Sulphur Closing Inv	0.0	0.0	0.0	0.0	0.0	0.0	0.0	0.0	0.0	0.0	0.0	0.0	0.0

Unit of Measurement: Gas and Gas equivalent products: 1000m3, Liquids: m3, Sulphur: MTS

VPR6200

Facility ID ABGP0085275

Facility Name CESSFORD 2-11-27-16 W4 GAS PLANT

Facility Licence # 31448

Facility Operator A2TG TQN

Production Month	201701	201702	201703	201704	201705	201706	201707	201708	201709	201710	201711	201712	Totals
Receipts													
Receipts from Alberta Facilities	573.0	475.7	588.9	540.7	556.9	542.9	621.0	608.8	466.9	575.5	589.3	542.3	6,681.9
Receipts from Non-Alberta Facilities	0.0	0.0	0.0	0.0	0.0	0.0	0.0	0.0	0.0	0.0	0.0	0.0	0.0
Dispositions													
Disposition													
Battery	0.0	0.0	0.0	0.0	0.0	0.0	0.0	0.0	0.0	0.0	0.0	0.0	0.0
Gas Gathering System	0.0	0.0	0.0	0.0	0.0	0.0	0.0	0.0	0.0	0.0	0.0	0.0	0.0
Gas Plant	0.0	0.0	0.0	0.0	0.0	0.0	0.0	0.0	0.0	0.0	0.0	0.0	0.0
Injection Facility	0.0	0.0	0.0	0.0	0.0	0.0	0.0	0.0	0.0	0.0	0.0	0.0	0.0
Meter Station	449.8	382.4	474.4	441.9	456.3	447.3	522.2	513.2	385.3	472.3	483.3	439.3	5,467.7
Other	0.0	0.0	0.0	0.0	0.0	0.0	0.0	0.0	0.0	0.0	0.0	0.0	0.0
Alberta Commercial	0.0	0.0	0.0	0.0	0.0	0.0	0.0	0.0	0.0	0.0	0.0	0.0	0.0
Alberta Industrial	0.0	0.0	0.0	0.0	0.0	0.0	0.0	0.0	0.0	0.0	0.0	0.0	0.0
Alberta Residential	0.0	0.0	0.0	0.0	0.0	0.0	0.0	0.0	0.0	0.0	0.0	0.0	0.0
Alberta Elec.Generation	0.0	0.0	0.0	0.0	0.0	0.0	0.0	0.0	0.0	0.0	0.0	0.0	0.0
Shrinkage													
Acid Gas	0.0	0.0	0.0	0.0	0.0	0.0	0.0	0.0	0.0	0.0	0.0	0.0	0.0
Other products	11.9	11.2	25.0	11.7	25.4	12.6	0.0	25.4	0.0	11.0	23.9	11.9	170.0
Fuel	99.9	81.1	95.9	85.7	87.3	84.3	80.2	77.3	56.6	72.1	78.6	78.9	977.9
Flared	0.0	0.0	0.0	0.0	0.0	0.0	0.0	0.0	0.0	0.0	0.0	0.0	0.0
Vented	0.8	0.0	0.4	0.2	0.5	0.3	0.7	0.0	0.3	0.8	1.0	0.1	5.1
Diff and Other	10.6	1.0	-6.8	1.2	-12.6	-1.6	17.9	-7.1	24.7	19.3	2.5	12.1	61.2
Process and Frac													
Pentanes Plus	0.0	0.0	0.0	0.0	0.0	0.0	0.0	0.0	0.0	0.0	0.0	0.0	0.0
Propane	0.0	0.0	0.0	0.0	0.0	0.0	0.0	0.0	0.0	0.0	0.0	0.0	0.0
Butanes	0.0	0.0	0.0	0.0	0.0	0.0	0.0	0.0	0.0	0.0	0.0	0.0	0.0
Ethane	0.0	0.0	0.0	0.0	0.0	0.0	0.0	0.0	0.0	0.0	0.0	0.0	0.0
NGL	51.3	48.5	107.8	50.6	108.1	53.5	0.0	108.4	0.0	47.8	105.1	52.1	733.2
Sulphur	0.0	0.0	0.0	0.0	0.0	0.0	0.0	0.0	0.0	0.0	0.0	0.0	0.0
Sulphur Closing Inv	0.0	0.0	0.0	0.0	0.0	0.0	0.0	0.0	0.0	0.0	0.0	0.0	0.0

Unit of Measurement: Gas and Gas equivalent products: 1000m3, Liquids: m3, Sulphur: MTS

VPR6200

Facility ID ABGP0086283

Facility Name ACCLAIM CASTOR GP 2-2

Facility Licence # 33987

Facility Operator OBP8 OBE

Production Month	201701	201702	201703	201704	201705	201706	201707	201708	201709	201710	201711	201712	Totals
Receipts													
Receipts from Alberta Facilities	732.2	612.1	686.1	667.1	881.6	1,001.1	1,177.3	1,252.7	1,397.1	869.5	1,374.7	1,419.7	12,071.2
Receipts from Non-Alberta Facilities	0.0	0.0	0.0	0.0	0.0	0.0	0.0	0.0	0.0	0.0	0.0	0.0	0.0
Dispositions													
Disposition													
Battery	0.0	0.0	0.0	0.0	0.0	0.0	0.0	0.0	0.0	0.0	0.0	0.0	0.0
Gas Gathering System	0.0	0.0	0.0	0.0	0.0	0.0	0.0	0.0	0.0	0.0	0.0	0.0	0.0
Gas Plant	0.0	0.0	0.0	0.0	0.0	0.0	0.0	0.0	0.0	0.0	0.0	0.0	0.0
Injection Facility	0.0	0.0	0.0	0.0	0.0	0.0	0.0	0.0	0.0	0.0	0.0	0.0	0.0
Meter Station	602.7	513.5	604.6	540.0	803.6	945.4	1,020.0	1,082.3	1,263.5	771.2	1,235.5	1,268.3	10,650.6
Other	0.0	0.0	0.0	0.0	0.0	0.0	0.0	0.0	0.0	0.0	0.0	0.0	0.0
Alberta Commercial	0.0	0.0	0.0	0.0	0.0	0.0	0.0	0.0	0.0	0.0	0.0	0.0	0.0
Alberta Industrial	0.0	0.0	0.0	0.0	0.0	0.0	0.0	0.0	0.0	0.0	0.0	0.0	0.0
Alberta Residential	0.0	0.0	0.0	0.0	0.0	0.0	0.0	0.0	0.0	0.0	0.0	0.0	0.0
Alberta Elec.Generation	0.0	0.0	0.0	0.0	0.0	0.0	0.0	0.0	0.0	0.0	0.0	0.0	0.0
Shrinkage													
Acid Gas	0.0	0.0	0.0	0.0	0.0	0.0	0.0	0.0	0.0	0.0	0.0	0.0	0.0
Other products	0.0	0.0	0.0	0.0	0.0	0.0	10.4	0.0	0.0	0.0	0.0	0.0	10.4
Fuel	129.3	119.3	127.7	119.3	97.7	65.0	72.3	71.9	128.3	122.8	142.5	149.2	1,345.3
Flared	0.0	0.0	0.0	0.0	0.0	0.0	0.0	0.0	0.0	0.0	0.0	0.0	0.0
Vented	0.0	0.0	0.0	0.0	0.0	0.0	0.0	0.0	0.0	0.0	0.0	0.0	0.0
Diff and Other	0.2	-20.7	-46.2	7.8	-19.7	-9.3	74.6	98.5	5.3	-24.5	-3.3	2.2	64.9
Process and Frac													
Pentanes Plus	0.0	0.0	0.0	0.0	0.0	0.0	0.0	0.0	0.0	0.0	0.0	0.0	0.0
Propane	0.0	0.0	0.0	0.0	0.0	0.0	0.0	0.0	0.0	0.0	0.0	0.0	0.0
Butanes	0.0	0.0	0.0	0.0	0.0	0.0	0.0	0.0	0.0	0.0	0.0	0.0	0.0
Ethane	0.0	0.0	0.0	0.0	0.0	0.0	0.0	0.0	0.0	0.0	0.0	0.0	0.0
NGL	0.0	0.0	0.0	0.0	0.0	0.0	47.6	0.0	0.0	0.0	0.0	0.0	47.6
Sulphur	0.0	0.0	0.0	0.0	0.0	0.0	0.0	0.0	0.0	0.0	0.0	0.0	0.0
Sulphur Closing Inv	0.0	0.0	0.0	0.0	0.0	0.0	0.0	0.0	0.0	0.0	0.0	0.0	0.0

Unit of Measurement: Gas and Gas equivalent products: 1000m3, Liquids: m3, Sulphur: MTS

VPR6200

Facility ID ABGP0086359

Facility Name ARGOSY CLARESHOLM GAS PLANT

Facility Licence # 33921

Facility Operator A6JF LTAM

Production Month	201701	201702	201703	201704	201705	201706	201707	201708	201709	201710	201711	201712	Totals
Receipts													
Receipts from Alberta Facilities	1,465.4	1,304.0	0.0	0.0	0.0	0.0	0.0	0.0	0.0	0.0	0.0	0.0	2,769.4
Receipts from Non-Alberta Facilities	0.0	0.0	0.0	0.0	0.0	0.0	0.0	0.0	0.0	0.0	0.0	0.0	0.0
Dispositions													
Disposition													
Battery	0.0	0.0	0.0	0.0	0.0	0.0	0.0	0.0	0.0	0.0	0.0	0.0	0.0
Gas Gathering System	0.0	0.0	0.0	0.0	0.0	0.0	0.0	0.0	0.0	0.0	0.0	0.0	0.0
Gas Plant	0.0	0.0	0.0	0.0	0.0	0.0	0.0	0.0	0.0	0.0	0.0	0.0	0.0
Injection Facility	0.0	0.0	0.0	0.0	0.0	0.0	0.0	0.0	0.0	0.0	0.0	0.0	0.0
Meter Station	1,368.9	1,205.3	0.0	0.0	0.0	0.0	0.0	0.0	0.0	0.0	0.0	0.0	2,574.2
Other	0.0	0.0	0.0	0.0	0.0	0.0	0.0	0.0	0.0	0.0	0.0	0.0	0.0
Alberta Commercial	0.0	0.0	0.0	0.0	0.0	0.0	0.0	0.0	0.0	0.0	0.0	0.0	0.0
Alberta Industrial	0.0	0.0	0.0	0.0	0.0	0.0	0.0	0.0	0.0	0.0	0.0	0.0	0.0
Alberta Residential	0.0	0.0	0.0	0.0	0.0	0.0	0.0	0.0	0.0	0.0	0.0	0.0	0.0
Alberta Elec.Generation	0.0	0.0	0.0	0.0	0.0	0.0	0.0	0.0	0.0	0.0	0.0	0.0	0.0
Shrinkage													
Acid Gas	0.0	0.0	0.0	0.0	0.0	0.0	0.0	0.0	0.0	0.0	0.0	0.0	0.0
Other products	34.6	34.0	0.0	0.0	0.0	0.0	0.0	0.0	0.0	0.0	0.0	0.0	68.6
Fuel	43.9	91.6	0.0	0.0	0.0	0.0	0.0	0.0	0.0	0.0	0.0	0.0	135.5
Flared	5.1	5.1	0.0	0.0	0.0	0.0	0.0	0.0	0.0	0.0	0.0	0.0	10.2
Vented	0.0	0.0	0.0	0.0	0.0	0.0	0.0	0.0	0.0	0.0	0.0	0.0	0.0
Diff and Other	12.9	-32.0	0.0	0.0	0.0	0.0	0.0	0.0	0.0	0.0	0.0	0.0	-19.1
Process and Frac													
Pentanes Plus	47.7	50.8	0.0	0.0	0.0	0.0	0.0	0.0	0.0	0.0	0.0	0.0	98.5
Propane	0.0	0.0	0.0	0.0	0.0	0.0	0.0	0.0	0.0	0.0	0.0	0.0	0.0
Butanes	0.0	0.0	0.0	0.0	0.0	0.0	0.0	0.0	0.0	0.0	0.0	0.0	0.0
Ethane	0.0	0.0	0.0	0.0	0.0	0.0	0.0	0.0	0.0	0.0	0.0	0.0	0.0
NGL	110.7	103.8	0.0	0.0	0.0	0.0	0.0	0.0	0.0	0.0	0.0	0.0	214.5
Sulphur	0.0	0.0	0.0	0.0	0.0	0.0	0.0	0.0	0.0	0.0	0.0	0.0	0.0
Sulphur Closing Inv	0.0	0.0	0.0	0.0	0.0	0.0	0.0	0.0	0.0	0.0	0.0	0.0	0.0

Unit of Measurement: Gas and Gas equivalent products: 1000m3, Liquids: m3, Sulphur: MTS

VPR6200

Facility ID ABGP0086379

Facility Name ACL GRANUM GAS PLT 14-31-11-26 W4

Facility Licence # 34080

Facility Operator A6JF LTAM

Production Month	201701	201702	201703	201704	201705	201706	201707	201708	201709	201710	201711	201712	Totals
Receipts													
Receipts from Alberta Facilities	4,349.5	3,712.0	5,610.3	5,746.9	4,391.8	5,735.3	5,563.1	5,782.5	5,512.9	5,597.3	5,205.3	5,150.7	62,357.6
Receipts from Non-Alberta Facilities	0.0	0.0	0.0	0.0	0.0	0.0	0.0	0.0	0.0	0.0	0.0	0.0	0.0
Dispositions													
Disposition													
Battery	0.0	0.0	0.0	0.0	0.0	0.0	0.0	0.0	0.0	0.0	0.0	0.0	0.0
Gas Gathering System	0.0	0.0	0.0	0.0	0.0	0.0	0.0	0.0	0.0	0.0	0.0	0.0	0.0
Gas Plant	0.0	0.0	0.0	0.0	0.0	0.0	0.0	0.0	0.0	0.0	0.0	0.0	0.0
Injection Facility	0.0	0.0	0.0	0.0	0.0	0.0	0.0	0.0	0.0	0.0	0.0	0.0	0.0
Meter Station	4,158.5	3,665.7	5,302.1	5,284.6	4,154.0	5,505.5	5,327.2	5,346.4	5,053.0	5,150.0	4,803.2	4,842.0	58,592.2
Other	0.0	0.0	0.0	0.0	0.0	0.0	0.0	0.0	0.0	0.0	0.0	0.0	0.0
Alberta Commercial	0.0	0.0	0.0	0.0	0.0	0.0	0.0	0.0	0.0	0.0	0.0	0.0	0.0
Alberta Industrial	0.0	0.0	0.0	0.0	0.0	0.0	0.0	0.0	0.0	0.0	0.0	0.0	0.0
Alberta Residential	0.0	0.0	0.0	0.0	0.0	0.0	0.0	0.0	0.0	0.0	0.0	0.0	0.0
Alberta Elec.Generation	0.0	0.0	0.0	0.0	0.0	0.0	0.0	0.0	0.0	0.0	0.0	0.0	0.0
Shrinkage													
Acid Gas	0.0	0.0	0.0	0.0	0.0	0.0	0.0	0.0	0.0	0.0	0.0	0.0	0.0
Other products	40.0	34.3	58.1	65.1	37.6	66.5	59.5	66.7	55.7	58.7	53.5	53.8	649.5
Fuel	166.3	148.8	239.6	237.6	158.0	230.9	233.2	238.0	218.2	240.6	234.7	238.9	2,584.8
Flared	0.0	0.0	0.0	0.0	0.0	0.0	0.0	0.0	0.0	0.0	0.0	0.0	0.0
Vented	0.1	0.0	0.0	0.1	0.2	2.3	5.3	7.9	4.1	4.4	0.5	0.2	25.1
Diff and Other	-15.4	-136.8	10.5	159.5	42.0	-69.9	-62.1	123.5	181.9	143.6	113.4	15.8	506.0
Process and Frac													
Pentanes Plus	193.6	166.0	281.1	315.0	182.1	321.8	288.1	322.6	269.6	284.2	259.1	260.3	3,143.5
Propane	0.0	0.0	0.0	0.0	0.0	0.0	0.0	0.0	0.0	0.0	0.0	0.0	0.0
Butanes	0.0	0.0	0.0	0.0	0.0	0.0	0.0	0.0	0.0	0.0	0.0	0.0	0.0
Ethane	0.0	0.0	0.0	0.0	0.0	0.0	0.0	0.0	0.0	0.0	0.0	0.0	0.0
NGL	0.0	0.0	0.0	0.0	0.0	0.0	0.0	0.0	0.0	0.0	0.0	0.0	0.0
Sulphur	0.0	0.0	0.0	0.0	0.0	0.0	0.0	0.0	0.0	0.0	0.0	0.0	0.0
Sulphur Closing Inv	0.0	0.0	0.0	0.0	0.0	0.0	0.0	0.0	0.0	0.0	0.0	0.0	0.0

Unit of Measurement: Gas and Gas equivalent products: 1000m3, Liquids: m3, Sulphur: MTS

VPR6200

Facility ID ABGP0086745

Facility Name ACL NGL STEWART PLANT 7-7-32-27

Facility Licence # 33664

Facility Operator A1H9 EMBER

Production Month	201701	201702	201703	201704	201705	201706	201707	201708	201709	201710	201711	201712	Totals
Receipts													
Receipts from Alberta Facilities	3,175.2	2,991.9	3,324.3	3,202.0	3,289.2	3,154.4	3,383.9	3,443.4	3,291.5	3,387.9	3,162.3	3,184.5	38,990.5
Receipts from Non-Alberta Facilities	0.0	0.0	0.0	0.0	0.0	0.0	0.0	0.0	0.0	0.0	0.0	0.0	0.0
Dispositions													
Disposition													
Battery	0.0	0.0	0.0	0.0	0.0	0.0	0.0	0.0	0.0	0.0	0.0	0.0	0.0
Gas Gathering System	0.0	0.0	0.0	0.0	0.0	0.0	0.0	0.0	0.0	0.0	0.0	0.0	0.0
Gas Plant	0.0	0.0	0.0	0.0	0.0	0.0	0.0	0.0	0.0	0.0	0.0	0.0	0.0
Injection Facility	0.0	0.0	0.0	0.0	0.0	0.0	0.0	0.0	0.0	0.0	0.0	0.0	0.0
Meter Station	2,866.1	2,716.6	3,067.2	2,953.9	2,986.7	2,857.5	3,055.9	3,095.3	3,018.2	3,167.1	2,954.8	2,909.5	35,648.8
Other	0.0	0.0	0.0	0.0	0.0	0.0	0.0	0.0	0.0	0.0	0.0	0.0	0.0
Alberta Commercial	0.0	0.0	0.0	0.0	0.0	0.0	0.0	0.0	0.0	0.0	0.0	0.0	0.0
Alberta Industrial	0.0	0.0	0.0	0.0	0.0	0.0	0.0	0.0	0.0	0.0	0.0	0.0	0.0
Alberta Residential	0.0	0.0	0.0	0.0	0.0	0.0	0.0	0.0	0.0	0.0	0.0	0.0	0.0
Alberta Elec.Generation	0.0	0.0	0.0	0.0	0.0	0.0	0.0	0.0	0.0	0.0	0.0	0.0	0.0
Shrinkage													
Acid Gas	0.0	0.0	0.0	0.0	0.0	0.0	0.0	0.0	0.0	0.0	0.0	0.0	0.0
Other products	0.0	0.0	0.0	0.0	0.0	0.0	0.0	0.0	0.0	0.0	0.0	0.0	0.0
Fuel	219.4	207.5	239.2	230.3	236.6	230.9	235.0	223.3	222.6	226.1	222.0	225.1	2,718.0
Flared	0.0	0.0	0.0	0.0	0.0	0.0	0.0	0.0	0.0	0.0	0.0	0.0	0.0
Vented	0.1	0.6	0.0	0.0	0.5	0.0	0.0	0.3	0.5	0.0	0.1	0.6	2.7
Diff and Other	89.6	67.2	17.9	17.8	65.4	66.0	93.0	124.5	50.2	-5.3	-14.6	49.3	621.0
Process and Frac													
Pentanes Plus	0.0	0.0	0.0	0.0	0.0	0.0	0.0	0.0	0.0	0.0	0.0	0.0	0.0
Propane	0.0	0.0	0.0	0.0	0.0	0.0	0.0	0.0	0.0	0.0	0.0	0.0	0.0
Butanes	0.0	0.0	0.0	0.0	0.0	0.0	0.0	0.0	0.0	0.0	0.0	0.0	0.0
Ethane	0.0	0.0	0.0	0.0	0.0	0.0	0.0	0.0	0.0	0.0	0.0	0.0	0.0
NGL	0.0	0.0	0.0	0.0	0.0	0.0	0.0	0.0	0.0	0.0	0.0	0.0	0.0
Sulphur	0.0	0.0	0.0	0.0	0.0	0.0	0.0	0.0	0.0	0.0	0.0	0.0	0.0
Sulphur Closing Inv	0.0	0.0	0.0	0.0	0.0	0.0	0.0	0.0	0.0	0.0	0.0	0.0	0.0

Unit of Measurement: Gas and Gas equivalent products: 1000m3, Liquids: m3, Sulphur: MTS

VPR6200

Facility ID ABGP0086803

Facility Name HUSKY JARVIE 08-35 GAS PLANT

Facility Licence # 34661

Facility Operator OZ5F

Production Month	201701	201702	201703	201704	201705	201706	201707	201708	201709	201710	201711	201712	Totals
									SHUTIN	SHUTIN	SHUTIN	SHUTIN	
Receipts													
Receipts from Alberta Facilities	0.0	0.0	0.0	0.0	0.0	0.0	0.0	0.0	0.0	0.0	0.0	0.0	0.0
Receipts from Non-Alberta Facilities	0.0	0.0	0.0	0.0	0.0	0.0	0.0	0.0	0.0	0.0	0.0	0.0	0.0
Dispositions													
Disposition													
Battery	0.0	0.0	0.0	0.0	0.0	0.0	0.0	0.0	0.0	0.0	0.0	0.0	0.0
Gas Gathering System	0.0	0.0	0.0	0.0	0.0	0.0	0.0	0.0	0.0	0.0	0.0	0.0	0.0
Gas Plant	0.0	0.0	0.0	0.0	0.0	0.0	0.0	0.0	0.0	0.0	0.0	0.0	0.0
Injection Facility	0.0	0.0	0.0	0.0	0.0	0.0	0.0	0.0	0.0	0.0	0.0	0.0	0.0
Meter Station	0.0	0.0	0.0	0.0	0.0	0.0	0.0	0.0	0.0	0.0	0.0	0.0	0.0
Other	0.0	0.0	0.0	0.0	0.0	0.0	0.0	0.0	0.0	0.0	0.0	0.0	0.0
Alberta Commercial	0.0	0.0	0.0	0.0	0.0	0.0	0.0	0.0	0.0	0.0	0.0	0.0	0.0
Alberta Industrial	0.0	0.0	0.0	0.0	0.0	0.0	0.0	0.0	0.0	0.0	0.0	0.0	0.0
Alberta Residential	0.0	0.0	0.0	0.0	0.0	0.0	0.0	0.0	0.0	0.0	0.0	0.0	0.0
Alberta Elec.Generation	0.0	0.0	0.0	0.0	0.0	0.0	0.0	0.0	0.0	0.0	0.0	0.0	0.0
Shrinkage													
Acid Gas	0.0	0.0	0.0	0.0	0.0	0.0	0.0	0.0	0.0	0.0	0.0	0.0	0.0
Other products	0.0	0.0	0.0	0.0	0.0	0.0	0.0	0.0	0.0	0.0	0.0	0.0	0.0
Fuel	0.0	0.0	0.0	0.0	0.0	0.0	0.0	0.0	0.0	0.0	0.0	0.0	0.0
Flared	0.0	0.0	0.0	0.0	0.0	0.0	0.0	0.0	0.0	0.0	0.0	0.0	0.0
Vented	0.0	0.0	0.0	0.0	0.0	0.0	0.0	0.0	0.0	0.0	0.0	0.0	0.0
Diff and Other	0.0	0.0	0.0	0.0	0.0	0.0	0.0	0.0	0.0	0.0	0.0	0.0	0.0
Process and Frac													
Pentanes Plus	0.0	0.0	0.0	0.0	0.0	0.0	0.0	0.0	0.0	0.0	0.0	0.0	0.0
Propane	0.0	0.0	0.0	0.0	0.0	0.0	0.0	0.0	0.0	0.0	0.0	0.0	0.0
Butanes	0.0	0.0	0.0	0.0	0.0	0.0	0.0	0.0	0.0	0.0	0.0	0.0	0.0
Ethane	0.0	0.0	0.0	0.0	0.0	0.0	0.0	0.0	0.0	0.0	0.0	0.0	0.0
NGL	0.0	0.0	0.0	0.0	0.0	0.0	0.0	0.0	0.0	0.0	0.0	0.0	0.0
Sulphur	0.0	0.0	0.0	0.0	0.0	0.0	0.0	0.0	0.0	0.0	0.0	0.0	0.0
Sulphur Closing Inv	0.0	0.0	0.0	0.0	0.0	0.0	0.0	0.0	0.0	0.0	0.0	0.0	0.0

VPR6200

Facility ID ABGP0086883

Facility Name 981405 DORIS 11-17-63-6W5

Facility Licence # 33985

Facility Operator A663 TEAC

Production Month	201701	201702	201703	201704	201705	201706	201707	201708	201709	201710	201711	201712	Totals
Receipts													
Receipts from Alberta Facilities	3,076.3	2,639.2	3,072.5	2,999.6	2,501.5	3,886.6	3,557.9	2,380.0	3,844.6	3,852.3	3,702.7	4,118.8	39,632.0
Receipts from Non-Alberta Facilities	0.0	0.0	0.0	0.0	0.0	0.0	0.0	0.0	0.0	0.0	0.0	0.0	0.0
Dispositions													
Disposition													
Battery	0.0	0.0	0.0	0.0	0.0	0.0	0.0	0.0	0.0	0.0	0.0	0.0	0.0
Gas Gathering System	0.0	0.0	0.0	0.0	0.0	0.0	0.0	0.0	0.0	0.0	0.0	0.0	0.0
Gas Plant	0.0	0.0	0.0	0.0	0.0	0.0	0.0	0.0	0.0	0.0	0.0	0.0	0.0
Injection Facility	0.0	0.0	0.0	0.0	0.0	0.0	0.0	0.0	0.0	0.0	0.0	0.0	0.0
Meter Station	2,977.3	2,579.9	2,936.4	2,859.1	2,356.1	3,696.3	3,400.2	2,308.8	3,703.9	3,747.3	3,545.0	3,985.8	38,096.1
Other	0.0	0.0	0.0	0.0	0.0	0.0	0.0	0.0	0.0	0.0	0.0	0.0	0.0
Alberta Commercial	0.0	0.0	0.0	0.0	0.0	0.0	0.0	0.0	0.0	0.0	0.0	0.0	0.0
Alberta Industrial	0.0	0.0	0.0	0.0	0.0	0.0	0.0	0.0	0.0	0.0	0.0	0.0	0.0
Alberta Residential	0.0	0.0	0.0	0.0	0.0	0.0	0.0	0.0	0.0	0.0	0.0	0.0	0.0
Alberta Elec.Generation	0.0	0.0	0.0	0.0	0.0	0.0	0.0	0.0	0.0	0.0	0.0	0.0	0.0
Shrinkage													
Acid Gas	0.0	0.0	0.0	0.0	0.0	0.0	0.0	0.0	0.0	0.0	0.0	0.0	0.0
Other products	0.0	0.0	0.0	0.0	0.0	0.0	0.0	0.0	0.0	0.0	0.0	0.0	0.0
Fuel	170.1	146.4	163.7	153.7	132.3	191.9	191.9	115.4	203.4	183.5	188.2	215.6	2,056.1
Flared	0.4	1.1	0.0	2.6	1.0	3.9	0.7	0.0	0.9	2.8	1.9	1.9	17.2
Vented	0.0	0.0	0.0	0.0	0.3	0.0	0.0	1.0	0.0	0.0	0.0	0.7	2.0
Diff and Other	-71.5	-88.2	-27.6	-15.8	11.8	-5.5	-34.9	-45.2	-63.6	-81.3	-32.4	-85.2	-539.4
Process and Frac													
Pentanes Plus	0.0	0.0	0.0	0.0	0.0	0.0	0.0	0.0	0.0	0.0	0.0	0.0	0.0
Propane	0.0	0.0	0.0	0.0	0.0	0.0	0.0	0.0	0.0	0.0	0.0	0.0	0.0
Butanes	0.0	0.0	0.0	0.0	0.0	0.0	0.0	0.0	0.0	0.0	0.0	0.0	0.0
Ethane	0.0	0.0	0.0	0.0	0.0	0.0	0.0	0.0	0.0	0.0	0.0	0.0	0.0
NGL	0.0	0.0	0.0	0.0	0.0	0.0	0.0	0.0	0.0	0.0	0.0	0.0	0.0
Sulphur	0.0	0.0	0.0	0.0	0.0	0.0	0.0	0.0	0.0	0.0	0.0	0.0	0.0
Sulphur Closing Inv	0.0	0.0	0.0	0.0	0.0	0.0	0.0	0.0	0.0	0.0	0.0	0.0	0.0

Unit of Measurement: Gas and Gas equivalent products: 1000m3, Liquids: m3, Sulphur: MTS

VPR6200
Facility ID ABGP0087651

Facility Name ACL NGL LPT 8-28 REFRIDGE PLANT

Facility Licence # 34777

Facility Operator A1H9 EMBER

Production Month	201701	201702	201703	201704	201705	201706	201707	201708	201709	201710	201711	201712	Totals
Receipts													
Receipts from Alberta Facilities	9,731.0	9,420.4	10,406.9	10,062.8	10,085.0	9,961.4	10,197.1	10,479.5	10,099.9	10,321.7	9,856.3	9,642.3	120,264.3
Receipts from Non-Alberta Facilities	0.0	0.0	0.0	0.0	0.0	0.0	0.0	0.0	0.0	0.0	0.0	0.0	0.0
Dispositions													
Disposition													
Battery	0.0	0.0	0.0	0.0	0.0	0.0	0.0	0.0	0.0	0.0	0.0	0.0	0.0
Gas Gathering System	0.0	0.0	0.0	0.0	0.0	0.0	0.0	0.0	0.0	0.0	0.0	0.0	0.0
Gas Plant	0.0	0.0	0.0	0.0	0.0	0.0	0.0	0.0	0.0	0.0	0.0	0.0	0.0
Injection Facility	0.0	0.0	0.0	0.0	0.0	0.0	0.0	0.0	0.0	0.0	0.0	0.0	0.0
Meter Station	9,154.3	8,760.1	9,919.6	9,633.8	9,651.8	9,319.8	9,527.6	9,925.0	9,560.7	9,777.1	9,032.1	9,264.8	113,526.7
Other	0.0	0.0	0.0	0.0	0.0	0.0	0.0	0.0	0.0	0.0	0.0	0.0	0.0
Alberta Commercial	0.0	0.0	0.0	0.0	0.0	0.0	0.0	0.0	0.0	0.0	0.0	0.0	0.0
Alberta Industrial	0.0	0.0	0.0	0.0	0.0	0.0	0.0	0.0	0.0	0.0	0.0	0.0	0.0
Alberta Residential	0.0	0.0	0.0	0.0	0.0	0.0	0.0	0.0	0.0	0.0	0.0	0.0	0.0
Alberta Elec.Generation	0.0	0.0	0.0	0.0	0.0	0.0	0.0	0.0	0.0	0.0	0.0	0.0	0.0
Shrinkage													
Acid Gas	0.0	0.0	0.0	0.0	0.0	0.0	0.0	0.0	0.0	0.0	0.0	0.0	0.0
Other products	0.0	0.0	0.0	0.0	0.0	0.0	0.0	0.0	0.0	0.0	0.0	0.0	0.0
Fuel	507.6	488.2	536.8	484.2	535.3	567.5	631.8	586.2	535.7	551.8	477.6	485.7	6,388.4
Flared	0.0	0.0	0.0	0.0	0.0	0.0	0.0	0.0	0.0	0.0	0.0	0.0	0.0
Vented	1.9	1.4	0.8	0.0	0.8	7.6	3.8	1.6	1.2	21.0	0.1	0.3	40.5
Diff and Other	67.2	170.7	-50.3	-55.2	-102.9	66.5	33.9	-33.3	2.3	-28.2	346.5	-108.5	308.7
Process and Frac													
Pentanes Plus	0.0	0.0	0.0	0.0	0.0	0.0	0.0	0.0	0.0	0.0	0.0	0.0	0.0
Propane	0.0	0.0	0.0	0.0	0.0	0.0	0.0	0.0	0.0	0.0	0.0	0.0	0.0
Butanes	0.0	0.0	0.0	0.0	0.0	0.0	0.0	0.0	0.0	0.0	0.0	0.0	0.0
Ethane	0.0	0.0	0.0	0.0	0.0	0.0	0.0	0.0	0.0	0.0	0.0	0.0	0.0
NGL	0.0	0.0	0.0	0.0	0.0	0.0	0.0	0.0	0.0	0.0	0.0	0.0	0.0
Sulphur	0.0	0.0	0.0	0.0	0.0	0.0	0.0	0.0	0.0	0.0	0.0	0.0	0.0
Sulphur Closing Inv	0.0	0.0	0.0	0.0	0.0	0.0	0.0	0.0	0.0	0.0	0.0	0.0	0.0

Unit of Measurement: Gas and Gas equivalent products: 1000m3, Liquids: m3, Sulphur: MTS

VPR6200

Facility ID ABGP0087677

Facility Name PEMBINA BLUE RAPIDS 04-08-047-09W5

Facility Licence # 34328

Facility Operator A2TG TQN

Production Month	201701	201702	201703	201704	201705	201706	201707	201708	201709	201710	201711	201712	Totals
Receipts													
Receipts from Alberta Facilities	12,680.5	12,188.5	13,828.5	13,160.8	13,180.3	12,196.4	12,157.6	13,015.6	12,954.5	12,698.0	11,678.0	12,662.2	152,400.9
Receipts from Non-Alberta Facilities	0.0	0.0	0.0	0.0	0.0	0.0	0.0	0.0	0.0	0.0	0.0	0.0	0.0
Dispositions													
Disposition													
Battery	35.6	32.2	35.0	35.6	33.9	30.6	33.6	32.9	32.9	35.0	29.4	34.8	401.5
Gas Gathering System	0.0	0.0	0.0	0.0	0.0	0.0	0.0	0.0	0.0	0.0	0.0	0.0	0.0
Gas Plant	0.0	0.0	0.0	0.0	0.0	0.0	0.0	0.0	0.0	0.0	0.0	0.0	0.0
Injection Facility	0.0	0.0	0.0	0.0	0.0	0.0	0.0	0.0	0.0	0.0	0.0	0.0	0.0
Meter Station	12,018.8	11,521.9	13,117.5	12,514.1	12,555.4	11,530.4	11,482.8	12,323.4	12,288.0	12,057.9	11,150.2	12,015.3	144,575.7
Other	0.0	0.0	0.0	0.0	0.0	0.0	0.0	0.0	0.0	0.0	0.0	0.0	0.0
Alberta Commercial	0.0	0.0	0.0	0.0	0.0	0.0	0.0	0.0	0.0	0.0	0.0	0.0	0.0
Alberta Industrial	0.0	0.0	0.0	0.0	0.0	0.0	0.0	0.0	0.0	0.0	0.0	0.0	0.0
Alberta Residential	0.0	0.0	0.0	0.0	0.0	0.0	0.0	0.0	0.0	0.0	0.0	0.0	0.0
Alberta Elec.Generation	0.0	0.0	0.0	0.0	0.0	0.0	0.0	0.0	0.0	0.0	0.0	0.0	0.0
Shrinkage													
Acid Gas	0.0	0.0	0.0	0.0	0.0	0.0	0.0	0.0	0.0	0.0	0.0	0.0	0.0
Other products	500.7	473.3	590.9	541.5	528.4	494.8	492.3	524.9	524.7	520.4	481.8	488.1	6,161.8
Fuel	643.9	643.8	702.8	658.9	665.5	644.9	645.0	669.5	682.2	677.4	651.4	680.4	7,965.7
Flared	0.8	0.3	0.7	2.0	0.7	0.2	0.6	0.5	0.6	0.2	0.2	2.1	8.9
Vented	13.2	12.7	13.4	12.9	12.0	12.2	11.8	13.6	13.0	14.2	12.8	13.4	155.2
Diff and Other	-532.5	-495.7	-631.8	-604.2	-615.6	-516.7	-508.5	-549.2	-586.9	-607.1	-647.8	-571.9	-6,867.9
Process and Frac													
Pentanes Plus	683.4	571.6	607.8	571.6	533.9	554.1	543.7	630.9	569.8	651.3	580.7	383.2	6,882.0
Propane	0.0	0.0	0.0	0.0	0.0	0.0	0.0	0.0	0.0	0.0	0.0	0.0	0.0
Butanes	0.0	0.0	0.0	0.0	0.0	0.0	0.0	0.0	0.0	0.0	0.0	0.0	0.0
Ethane	0.0	0.0	0.0	0.0	0.0	0.0	0.0	0.0	0.0	0.0	0.0	0.0	0.0
NGL	1,423.4	1,420.9	1,876.6	1,687.8	1,666.7	1,520.9	1,522.9	1,581.5	1,607.6	1,534.7	1,441.4	1,623.2	18,907.6
Sulphur	0.0	0.0	0.0	0.0	0.0	0.0	0.0	0.0	0.0	0.0	0.0	0.0	0.0
Sulphur Closing Inv	0.0	0.0	0.0	0.0	0.0	0.0	0.0	0.0	0.0	0.0	0.0	0.0	0.0

Unit of Measurement: Gas and Gas equivalent products: 1000m3, Liquids: m3, Sulphur: MTS

VPR6200

Facility ID ABGP0087898

Facility Name APACHE CECILIA 12-34 PLANT

Facility Licence # 33606

Facility Operator OAW4 PARA

Production Month	201701	201702	201703	201704	201705	201706	201707	201708	201709	201710	201711	201712	Totals
Receipts													
Receipts from Alberta Facilities	15,594.9	14,488.5	16,139.6	15,298.2	15,775.3	15,243.8	15,641.5	14,939.6	14,824.5	15,379.8	14,573.2	14,882.4	182,781.3
Receipts from Non-Alberta Facilities	0.0	0.0	0.0	0.0	0.0	0.0	0.0	0.0	0.0	0.0	0.0	0.0	0.0
Dispositions													
Disposition													
Battery	0.0	0.0	0.0	0.0	0.0	0.0	0.0	0.0	0.0	0.0	0.0	0.0	0.0
Gas Gathering System	0.0	0.0	0.0	0.0	0.0	0.0	0.0	0.0	0.0	0.0	0.0	0.0	0.0
Gas Plant	0.0	0.0	0.0	0.0	0.0	0.0	0.0	0.0	0.0	0.0	0.0	0.0	0.0
Injection Facility	0.0	0.0	0.0	0.0	0.0	0.0	0.0	0.0	0.0	0.0	0.0	0.0	0.0
Meter Station	15,235.8	14,149.7	15,764.0	14,956.7	15,394.1	14,844.3	15,033.7	14,543.6	14,434.2	15,078.6	14,245.4	14,633.2	178,313.3
Other	0.0	0.0	0.0	0.0	0.0	0.0	0.0	0.0	0.0	0.0	0.0	0.0	0.0
Alberta Commercial	0.0	0.0	0.0	0.0	0.0	0.0	0.0	0.0	0.0	0.0	0.0	0.0	0.0
Alberta Industrial	0.0	0.0	0.0	0.0	0.0	0.0	0.0	0.0	0.0	0.0	0.0	0.0	0.0
Alberta Residential	0.0	0.0	0.0	0.0	0.0	0.0	0.0	0.0	0.0	0.0	0.0	0.0	0.0
Alberta Elec.Generation	0.0	0.0	0.0	0.0	0.0	0.0	0.0	0.0	0.0	0.0	0.0	0.0	0.0
Shrinkage													
Acid Gas	0.0	0.0	0.0	0.0	0.0	0.0	0.0	0.0	0.0	0.0	0.0	0.0	0.0
Other products	171.9	163.1	175.5	172.3	192.6	161.2	188.6	171.1	166.3	158.3	171.7	177.5	2,070.1
Fuel	535.5	497.6	552.0	526.6	540.6	526.3	543.9	486.2	502.0	506.4	510.9	526.5	6,254.5
Flared	0.0	0.6	0.6	1.5	3.9	0.7	1.2	5.5	0.9	2.0	2.4	3.7	23.0
Vented	2.6	2.0	3.1	2.5	2.4	2.2	2.2	2.2	0.2	1.8	2.7	1.9	25.8
Diff and Other	-350.9	-324.5	-355.6	-361.4	-358.3	-290.9	-128.1	-269.0	-279.1	-367.3	-359.9	-460.4	-3,905.4
Process and Frac													
Pentanes Plus	294.2	282.8	327.3	297.5	284.6	260.2	260.7	253.8	236.3	261.6	273.5	272.1	3,304.6
Propane	0.0	0.0	0.0	0.0	0.0	0.0	0.0	0.0	0.0	0.0	0.0	0.0	0.0
Butanes	0.0	0.0	0.0	0.0	0.0	0.0	0.0	0.0	0.0	0.0	0.0	0.0	0.0
Ethane	0.0	0.0	0.0	0.0	0.0	0.0	0.0	0.0	0.0	0.0	0.0	0.0	0.0
NGL	481.5	452.6	464.4	478.6	578.2	464.8	584.3	514.7	509.1	450.5	496.6	525.7	6,001.0
Sulphur	0.0	0.0	0.0	0.0	0.0	0.0	0.0	0.0	0.0	0.0	0.0	0.0	0.0
Sulphur Closing Inv	0.0	0.0	0.0	0.0	0.0	0.0	0.0	0.0	0.0	0.0	0.0	0.0	0.0

Unit of Measurement: Gas and Gas equivalent products: 1000m3, Liquids: m3, Sulphur: MTS

VPR6200

Facility ID ABGP0088508

Facility Name CLEAR PRAIRIE

Facility Licence # 35173

Facility Operator A0TK

Production Month	201701	201702	201703	201704	201705	201706	201707	201708	201709	201710	201711	201712	Totals
	SHUTIN	SHUTIN	SHUTIN	SHUTIN	SHUTIN	SHUTIN							
Receipts													
Receipts from Alberta Facilities	0.0	0.0	0.0	0.0	0.0	0.0	0.0	0.0	0.0	0.0	0.0	0.0	0.0
Receipts from Non-Alberta Facilities	0.0	0.0	0.0	0.0	0.0	0.0	0.0	0.0	0.0	0.0	0.0	0.0	0.0
Dispositions													
Disposition													
Battery	0.0	0.0	0.0	0.0	0.0	0.0	0.0	0.0	0.0	0.0	0.0	0.0	0.0
Gas Gathering System	0.0	0.0	0.0	0.0	0.0	0.0	0.0	0.0	0.0	0.0	0.0	0.0	0.0
Gas Plant	0.0	0.0	0.0	0.0	0.0	0.0	0.0	0.0	0.0	0.0	0.0	0.0	0.0
Injection Facility	0.0	0.0	0.0	0.0	0.0	0.0	0.0	0.0	0.0	0.0	0.0	0.0	0.0
Meter Station	0.0	0.0	0.0	0.0	0.0	0.0	0.0	0.0	0.0	0.0	0.0	0.0	0.0
Other	0.0	0.0	0.0	0.0	0.0	0.0	0.0	0.0	0.0	0.0	0.0	0.0	0.0
Alberta Commercial	0.0	0.0	0.0	0.0	0.0	0.0	0.0	0.0	0.0	0.0	0.0	0.0	0.0
Alberta Industrial	0.0	0.0	0.0	0.0	0.0	0.0	0.0	0.0	0.0	0.0	0.0	0.0	0.0
Alberta Residential	0.0	0.0	0.0	0.0	0.0	0.0	0.0	0.0	0.0	0.0	0.0	0.0	0.0
Alberta Elec.Generation	0.0	0.0	0.0	0.0	0.0	0.0	0.0	0.0	0.0	0.0	0.0	0.0	0.0
Shrinkage													
Acid Gas	0.0	0.0	0.0	0.0	0.0	0.0	0.0	0.0	0.0	0.0	0.0	0.0	0.0
Other products	0.0	0.0	0.0	0.0	0.0	0.0	0.0	0.0	0.0	0.0	0.0	0.0	0.0
Fuel	0.0	0.0	0.0	0.0	0.0	0.0	0.0	0.0	0.0	0.0	0.0	0.0	0.0
Flared	0.0	0.0	0.0	0.0	0.0	0.0	0.0	0.0	0.0	0.0	0.0	0.0	0.0
Vented	0.0	0.0	0.0	0.0	0.0	0.0	0.0	0.0	0.0	0.0	0.0	0.0	0.0
Diff and Other	0.0	0.0	0.0	0.0	0.0	0.0	0.0	0.0	0.0	0.0	0.0	0.0	0.0
Process and Frac													
Pentanes Plus	0.0	0.0	0.0	0.0	0.0	0.0	0.0	0.0	0.0	0.0	0.0	0.0	0.0
Propane	0.0	0.0	0.0	0.0	0.0	0.0	0.0	0.0	0.0	0.0	0.0	0.0	0.0
Butanes	0.0	0.0	0.0	0.0	0.0	0.0	0.0	0.0	0.0	0.0	0.0	0.0	0.0
Ethane	0.0	0.0	0.0	0.0	0.0	0.0	0.0	0.0	0.0	0.0	0.0	0.0	0.0
NGL	0.0	0.0	0.0	0.0	0.0	0.0	0.0	0.0	0.0	0.0	0.0	0.0	0.0
Sulphur	0.0	0.0	0.0	0.0	0.0	0.0	0.0	0.0	0.0	0.0	0.0	0.0	0.0
Sulphur Closing Inv	0.0	0.0	0.0	0.0	0.0	0.0	0.0	0.0	0.0	0.0	0.0	0.0	0.0

VPR6200

Facility ID ABGP0088516

Facility Name ACL NGL L.P. SOUTH 9-14-30-27 PLANT

Facility Licence # 34756

Facility Operator A1H9 EMBER

Production Month	201701	201702	201703	201704	201705	201706	201707	201708	201709	201710	201711	201712	Totals
Receipts													
Receipts from Alberta Facilities	3,110.4	2,949.9	3,297.9	3,112.1	3,164.8	3,087.6	3,207.1	3,320.8	3,179.6	3,332.7	3,182.3	3,260.6	38,205.8
Receipts from Non-Alberta Facilities	0.0	0.0	0.0	0.0	0.0	0.0	0.0	0.0	0.0	0.0	0.0	0.0	0.0
Dispositions													
Disposition													
Battery	0.0	0.0	0.0	0.0	0.0	0.0	0.0	0.0	0.0	0.0	0.0	0.0	0.0
Gas Gathering System	0.0	0.0	0.0	0.0	0.0	0.0	0.0	0.0	0.0	0.0	0.0	0.0	0.0
Gas Plant	0.0	0.0	0.0	0.0	0.0	0.0	0.0	0.0	0.0	0.0	0.0	0.0	0.0
Injection Facility	0.0	0.0	0.0	0.0	0.0	0.0	0.0	0.0	0.0	0.0	0.0	0.0	0.0
Meter Station	2,953.1	2,794.6	3,201.1	3,075.9	3,104.3	3,001.2	3,092.9	3,180.1	3,091.1	3,273.0	3,201.2	3,107.8	37,076.3
Other	0.0	0.0	0.0	0.0	0.0	0.0	0.0	0.0	0.0	0.0	0.0	0.0	0.0
Alberta Commercial	0.0	0.0	0.0	0.0	0.0	0.0	0.0	0.0	0.0	0.0	0.0	0.0	0.0
Alberta Industrial	0.0	0.0	0.0	0.0	0.0	0.0	0.0	0.0	0.0	0.0	0.0	0.0	0.0
Alberta Residential	0.0	0.0	0.0	0.0	0.0	0.0	0.0	0.0	0.0	0.0	0.0	0.0	0.0
Alberta Elec.Generation	0.0	0.0	0.0	0.0	0.0	0.0	0.0	0.0	0.0	0.0	0.0	0.0	0.0
Shrinkage													
Acid Gas	0.0	0.0	0.0	0.0	0.0	0.0	0.0	0.0	0.0	0.0	0.0	0.0	0.0
Other products	0.0	0.0	0.0	0.0	0.0	0.0	0.0	0.0	0.0	0.0	0.0	0.0	0.0
Fuel	169.6	150.7	175.5	175.4	172.0	184.3	198.1	208.9	203.8	202.6	199.6	197.4	2,237.9
Flared	0.0	0.0	0.0	0.0	0.0	0.0	0.0	0.0	0.0	0.0	0.0	0.0	0.0
Vented	1.5	0.0	0.0	0.4	0.0	0.1	1.3	0.2	0.3	0.1	0.7	0.3	4.9
Diff and Other	-13.8	4.6	-78.7	-139.6	-111.5	-98.0	-85.2	-68.4	-115.6	-143.0	-219.2	-44.9	-1,113.3
Process and Frac													
Pentanes Plus	0.0	0.0	0.0	0.0	0.0	0.0	0.0	0.0	0.0	0.0	0.0	0.0	0.0
Propane	0.0	0.0	0.0	0.0	0.0	0.0	0.0	0.0	0.0	0.0	0.0	0.0	0.0
Butanes	0.0	0.0	0.0	0.0	0.0	0.0	0.0	0.0	0.0	0.0	0.0	0.0	0.0
Ethane	0.0	0.0	0.0	0.0	0.0	0.0	0.0	0.0	0.0	0.0	0.0	0.0	0.0
NGL	0.0	0.0	0.0	0.0	0.0	0.0	0.0	0.0	0.0	0.0	0.0	0.0	0.0
Sulphur	0.0	0.0	0.0	0.0	0.0	0.0	0.0	0.0	0.0	0.0	0.0	0.0	0.0
Sulphur Closing Inv	0.0	0.0	0.0	0.0	0.0	0.0	0.0	0.0	0.0	0.0	0.0	0.0	0.0

Unit of Measurement: Gas and Gas equivalent products: 1000m3, Liquids: m3, Sulphur: MTS

VPR6200

Facility ID ABGP0089018

Facility Name PEYTO WILDHAY 04-21-55-23 W5 GP

Facility Licence # 34457

Facility Operator OYA2 PEYTO

Production Month	201701	201702	201703	201704	201705	201706	201707	201708	201709	201710	201711	201712	Totals
Receipts													
Receipts from Alberta Facilities	42,865.0	38,906.2	44,044.6	46,126.1	45,055.1	41,130.3	41,414.9	42,066.8	35,674.9	38,712.1	37,737.7	42,079.8	495,813.5
Receipts from Non-Alberta Facilities	0.0	0.0	0.0	0.0	0.0	0.0	0.0	0.0	0.0	0.0	0.0	0.0	0.0
Dispositions													
Disposition													
Battery	0.0	0.0	0.0	0.0	0.0	0.0	0.0	0.0	0.0	0.0	0.0	0.0	0.0
Gas Gathering System	0.0	0.0	0.0	0.0	0.0	0.0	0.0	0.0	0.0	0.0	0.0	0.0	0.0
Gas Plant	0.0	0.0	0.0	0.0	0.0	0.0	0.0	0.0	0.0	0.0	0.0	0.0	0.0
Injection Facility	0.0	0.0	0.0	0.0	0.0	0.0	0.0	0.0	0.0	0.0	0.0	0.0	0.0
Meter Station	41,077.4	37,964.3	43,108.1	45,115.8	43,964.3	40,134.5	40,481.6	41,137.8	34,926.4	38,049.3	36,975.5	40,738.5	483,673.5
Other	0.0	0.0	0.0	0.0	0.0	0.0	0.0	0.0	0.0	0.0	0.0	0.0	0.0
Alberta Commercial	0.0	0.0	0.0	0.0	0.0	0.0	0.0	0.0	0.0	0.0	0.0	0.0	0.0
Alberta Industrial	0.0	0.0	0.0	0.0	0.0	0.0	0.0	0.0	0.0	0.0	0.0	0.0	0.0
Alberta Residential	0.0	0.0	0.0	0.0	0.0	0.0	0.0	0.0	0.0	0.0	0.0	0.0	0.0
Alberta Elec.Generation	0.0	0.0	0.0	0.0	0.0	0.0	0.0	0.0	0.0	0.0	0.0	0.0	0.0
Shrinkage													
Acid Gas	0.0	0.0	0.0	0.0	0.0	0.0	0.0	0.0	0.0	0.0	0.0	0.0	0.0
Other products	383.9	337.8	397.1	429.1	425.8	399.6	509.6	424.8	362.1	309.8	296.1	351.6	4,627.3
Fuel	1,338.2	1,250.5	1,455.7	1,517.5	1,501.2	1,407.0	1,445.6	1,433.8	1,187.8	1,317.9	1,272.5	1,402.6	16,530.3
Flared	2.8	5.9	3.6	2.9	2.5	13.5	3.8	3.9	2.9	4.6	4.1	5.1	55.6
Vented	0.0	0.0	0.0	0.0	0.0	0.0	0.0	0.0	0.0	0.0	0.0	0.0	0.0
Diff and Other	62.7	-652.3	-919.9	-939.2	-838.7	-824.3	-1,025.7	-933.5	-804.3	-969.5	-810.5	-418.0	-9,073.2
Process and Frac													
Pentanes Plus	568.9	468.5	554.4	644.2	713.0	520.9	980.6	510.7	310.8	82.6	48.9	510.8	5,914.3
Propane	0.0	0.0	0.0	0.0	0.0	0.0	0.0	0.0	0.0	0.0	0.0	0.0	0.0
Butanes	0.0	0.0	0.0	0.0	0.0	0.0	0.0	0.0	0.0	0.0	0.0	0.0	0.0
Ethane	0.0	0.0	0.0	0.0	0.0	0.0	0.0	0.0	0.0	0.0	0.0	0.0	0.0
NGL	1,186.4	1,073.6	1,243.6	1,276.9	1,213.5	1,286.9	1,361.8	1,418.9	1,323.9	1,290.1	1,259.9	1,083.1	15,018.6
Sulphur	0.0	0.0	0.0	0.0	0.0	0.0	0.0	0.0	0.0	0.0	0.0	0.0	0.0
Sulphur Closing Inv	0.0	0.0	0.0	0.0	0.0	0.0	0.0	0.0	0.0	0.0	0.0	0.0	0.0

Unit of Measurement: Gas and Gas equivalent products: 1000m3, Liquids: m3, Sulphur: MTS

VPR6200

Facility ID ABGP0089265

Facility Name VERMILION PEMBINA 16-26-047-08W5

Facility Licence # 35123

Facility Operator OG30 ARC

Production Month	201701	201702	201703	201704	201705	201706	201707	201708	201709	201710	201711	201712	Totals
Receipts													
Receipts from Alberta Facilities	1,743.9	1,529.6	1,850.8	1,659.4	1,742.8	1,557.9	1,682.2	1,585.2	1,604.1	1,493.2	1,416.6	1,466.0	19,331.7
Receipts from Non-Alberta Facilities	0.0	0.0	0.0	0.0	0.0	0.0	0.0	0.0	0.0	0.0	0.0	0.0	0.0
Dispositions													
Disposition													
Battery	0.0	0.0	0.0	0.0	0.0	0.0	0.0	0.0	0.0	0.0	0.0	0.0	0.0
Gas Gathering System	0.0	0.0	0.0	0.0	0.0	0.0	0.0	0.0	0.0	0.0	0.0	0.0	0.0
Gas Plant	0.0	0.0	0.0	0.0	0.0	0.0	0.0	0.0	0.0	0.0	0.0	0.0	0.0
Injection Facility	0.0	0.0	0.0	0.0	0.0	0.0	0.0	0.0	0.0	0.0	0.0	0.0	0.0
Meter Station	1,507.5	1,323.4	1,639.1	1,479.8	1,554.7	1,444.4	1,555.8	1,466.8	1,409.6	1,281.2	1,210.8	1,252.2	17,125.3
Other	0.0	0.0	0.0	0.0	0.0	0.0	0.0	0.0	0.0	0.0	0.0	0.0	0.0
Alberta Commercial	0.0	0.0	0.0	0.0	0.0	0.0	0.0	0.0	0.0	0.0	0.0	0.0	0.0
Alberta Industrial	0.0	0.0	0.0	0.0	0.0	0.0	0.0	0.0	0.0	0.0	0.0	0.0	0.0
Alberta Residential	0.0	0.0	0.0	0.0	0.0	0.0	0.0	0.0	0.0	0.0	0.0	0.0	0.0
Alberta Elec.Generation	0.0	0.0	0.0	0.0	0.0	0.0	0.0	0.0	0.0	0.0	0.0	0.0	0.0
Shrinkage													
Acid Gas	0.0	0.0	0.0	0.0	0.0	0.0	0.0	0.0	0.0	0.0	0.0	0.0	0.0
Other products	86.9	73.3	78.8	64.4	74.7	75.5	73.8	86.6	76.9	86.5	77.4	79.3	934.1
Fuel	8.0	7.4	8.2	7.8	8.1	7.4	7.8	7.6	7.5	8.0	8.2	8.6	94.6
Flared	3.8	5.5	6.5	2.8	2.4	2.4	1.3	3.7	0.6	3.2	0.2	0.8	33.2
Vented	0.0	0.0	0.0	0.0	0.0	0.0	0.0	0.0	0.0	0.0	0.0	0.0	0.0
Diff and Other	137.7	120.0	118.2	104.6	102.9	28.2	43.5	20.5	109.5	114.3	120.0	125.1	1,144.5
Process and Frac													
Pentanes Plus	9.5	0.0	4.2	12.0	3.9	3.9	10.1	9.2	6.0	6.9	4.5	6.4	76.6
Propane	0.0	0.0	0.0	0.0	0.0	0.0	0.0	0.0	0.0	0.0	0.0	0.0	0.0
Butanes	0.0	0.0	0.0	0.0	0.0	0.0	0.0	0.0	0.0	0.0	0.0	0.0	0.0
Ethane	0.0	0.0	0.0	0.0	0.0	0.0	0.0	0.0	0.0	0.0	0.0	0.0	0.0
NGL	346.7	298.9	318.2	252.6	302.1	307.2	294.9	349.8	312.6	345.6	310.6	317.1	3,756.3
Sulphur	0.0	0.0	0.0	0.0	0.0	0.0	0.0	0.0	0.0	0.0	0.0	0.0	0.0
Sulphur Closing Inv	0.0	0.0	0.0	0.0	0.0	0.0	0.0	0.0	0.0	0.0	0.0	0.0	0.0

Unit of Measurement: Gas and Gas equivalent products: 1000m3, Liquids: m3, Sulphur: MTS

VPR6200

Facility ID ABGP0089314

Facility Name CROOKED CREEK 2-30-71-26W5

Facility Licence # 35485

Facility Operator OZOH HARVEST

Production Month	201701	201702	201703	201704	201705	201706	201707	201708	201709	201710	201711	201712	Totals
Receipts													
Receipts from Alberta Facilities	176.4	132.7	241.8	156.1	124.9	222.0	216.7	254.0	244.7	279.3	258.8	237.8	2,545.2
Receipts from Non-Alberta Facilities	0.0	0.0	0.0	0.0	0.0	0.0	0.0	0.0	0.0	0.0	0.0	0.0	0.0
Dispositions													
Disposition													
Battery	18.5	16.9	22.8	15.9	12.6	13.7	10.1	9.6	10.8	14.6	17.2	16.4	179.1
Gas Gathering System	61.9	53.8	60.5	58.8	61.8	55.0	49.4	53.5	50.5	52.6	52.0	52.8	662.6
Gas Plant	0.0	0.0	0.0	0.0	0.0	0.0	0.0	0.0	0.0	0.0	0.0	0.0	0.0
Injection Facility	0.0	0.0	0.0	0.0	0.0	0.0	0.0	0.0	0.0	0.0	0.0	0.0	0.0
Meter Station	39.8	29.8	89.4	46.7	23.7	89.7	84.4	118.4	117.3	143.7	124.1	110.5	1,017.5
Other	0.0	0.0	0.0	0.0	0.0	0.0	0.0	0.0	0.0	0.0	0.0	0.0	0.0
Alberta Commercial	0.0	0.0	0.0	0.0	0.0	0.0	0.0	0.0	0.0	0.0	0.0	0.0	0.0
Alberta Industrial	0.0	0.0	0.0	0.0	0.0	0.0	0.0	0.0	0.0	0.0	0.0	0.0	0.0
Alberta Residential	0.0	0.0	0.0	0.0	0.0	0.0	0.0	0.0	0.0	0.0	0.0	0.0	0.0
Alberta Elec.Generation	0.0	0.0	0.0	0.0	0.0	0.0	0.0	0.0	0.0	0.0	0.0	0.0	0.0
Shrinkage													
Acid Gas	0.0	0.0	0.0	0.0	0.0	0.0	0.0	0.0	0.0	0.0	0.0	0.0	0.0
Other products	30.1	27.7	41.7	29.3	20.0	40.9	36.5	38.5	41.1	35.7	46.9	36.6	425.0
Fuel	28.0	6.2	2.8	8.3	4.9	2.9	3.0	9.6	4.4	5.9	5.0	7.5	88.5
Flared	1.3	0.0	0.0	0.5	0.0	0.4	1.0	0.9	0.8	0.0	0.1	0.7	5.7
Vented	0.0	0.0	0.0	0.0	0.0	0.0	0.0	0.0	0.0	0.0	0.0	0.0	0.0
Diff and Other	-3.2	-1.7	24.6	-3.4	1.9	19.4	32.3	23.5	19.8	26.8	13.5	13.3	166.8
Process and Frac													
Pentanes Plus	0.0	0.0	0.0	0.0	0.0	0.0	0.0	0.0	0.0	0.0	0.0	0.0	0.0
Propane	0.0	0.0	0.0	0.0	0.0	0.0	0.0	0.0	0.0	0.0	0.0	0.0	0.0
Butanes	0.0	0.0	0.0	0.0	0.0	0.0	0.0	0.0	0.0	0.0	0.0	0.0	0.0
Ethane	0.0	0.0	0.0	0.0	0.0	0.0	0.0	0.0	0.0	0.0	0.0	0.0	0.0
NGL	118.6	110.6	165.7	116.0	80.8	165.1	146.7	154.1	163.3	142.0	186.7	146.6	1,696.2
Sulphur	0.0	0.0	0.0	0.0	0.0	0.0	0.0	0.0	0.0	0.0	0.0	0.0	0.0
Sulphur Closing Inv	0.0	0.0	0.0	0.0	0.0	0.0	0.0	0.0	0.0	0.0	0.0	0.0	0.0

Unit of Measurement: Gas and Gas equivalent products: 1000m3, Liquids: m3, Sulphur: MTS

VPR6200

Facility ID ABGP0089350

Facility Name TRILOGY DEEP VALLEY 01-15-063-25W5

Facility Licence # 35413

Facility Operator OAW4 PARA

Production Month	201701	201702	201703	201704	201705	201706	201707	201708	201709	201710	201711	201712	Totals
Receipts													
Receipts from Alberta Facilities	1,485.1	1,258.5	1,315.1	1,276.9	1,209.8	1,257.2	1,202.3	1,414.9	1,403.3	674.2	247.2	0.0	12,744.5
Receipts from Non-Alberta Facilities	0.0	0.0	0.0	0.0	0.0	0.0	0.0	0.0	0.0	0.0	0.0	0.0	0.0
Dispositions													
Disposition													
Battery	0.0	0.0	0.0	0.0	0.0	0.0	0.0	0.0	0.0	0.0	0.0	0.0	0.0
Gas Gathering System	0.0	0.0	0.0	0.0	0.0	0.0	0.0	0.0	0.0	0.0	0.0	0.0	0.0
Gas Plant	0.0	0.0	0.0	0.0	0.0	0.0	0.0	0.0	0.0	0.0	0.0	0.0	0.0
Injection Facility	0.0	0.0	0.0	0.0	0.0	0.0	0.0	0.0	0.0	0.0	0.0	0.0	0.0
Meter Station	1,369.1	1,165.2	1,225.5	1,202.5	1,147.1	1,185.2	1,128.1	1,332.4	1,316.3	575.7	204.3	0.0	11,851.4
Other	0.0	0.0	0.0	0.0	0.0	0.0	0.0	0.0	0.0	0.0	0.0	0.0	0.0
Alberta Commercial	0.0	0.0	0.0	0.0	0.0	0.0	0.0	0.0	0.0	0.0	0.0	0.0	0.0
Alberta Industrial	0.0	0.0	0.0	0.0	0.0	0.0	0.0	0.0	0.0	0.0	0.0	0.0	0.0
Alberta Residential	0.0	0.0	0.0	0.0	0.0	0.0	0.0	0.0	0.0	0.0	0.0	0.0	0.0
Alberta Elec.Generation	0.0	0.0	0.0	0.0	0.0	0.0	0.0	0.0	0.0	0.0	0.0	0.0	0.0
Shrinkage													
Acid Gas	0.0	0.0	0.0	0.0	0.0	0.0	0.0	0.0	0.0	0.0	0.0	0.0	0.0
Other products	17.1	14.0	13.8	12.6	11.3	13.8	12.6	13.8	16.3	13.6	8.3	0.0	147.2
Fuel	73.4	61.9	67.2	0.0	0.0	59.3	0.0	0.0	0.0	63.1	31.1	0.0	356.0
Flared	0.0	0.1	0.1	0.0	0.0	0.0	0.0	0.0	0.0	0.3	0.4	0.0	0.9
Vented	0.0	0.0	0.0	0.0	0.0	0.0	0.0	0.0	0.0	0.0	0.0	0.0	0.0
Diff and Other	25.5	17.3	8.5	61.8	51.4	-1.1	61.6	68.7	70.7	21.5	3.1	0.0	389.0
Process and Frac													
Pentanes Plus	82.5	67.9	66.9	60.9	54.8	66.6	60.8	67.0	79.1	65.6	40.1	0.0	712.2
Propane	0.0	0.0	0.0	0.0	0.0	0.0	0.0	0.0	0.0	0.0	0.0	0.0	0.0
Butanes	0.0	0.0	0.0	0.0	0.0	0.0	0.0	0.0	0.0	0.0	0.0	0.0	0.0
Ethane	0.0	0.0	0.0	0.0	0.0	0.0	0.0	0.0	0.0	0.0	0.0	0.0	0.0
NGL	0.0	0.0	0.0	0.0	0.0	0.0	0.0	0.0	0.0	0.0	0.0	0.0	0.0
Sulphur	0.0	0.0	0.0	0.0	0.0	0.0	0.0	0.0	0.0	0.0	0.0	0.0	0.0
Sulphur Closing Inv	0.0	0.0	0.0	0.0	0.0	0.0	0.0	0.0	0.0	0.0	0.0	0.0	0.0

Unit of Measurement: Gas and Gas equivalent products: 1000m3, Liquids: m3, Sulphur: MTS

VPR6200

Facility ID ABGP0089584

Facility Name SANDHILLS GAS PLANT

Facility Licence # 35046

Facility Operator A663 TEAC

Production Month	201701	201702	201703	201704	201705	201706	201707	201708	201709	201710	201711	201712	Totals
Receipts													
Receipts from Alberta Facilities	8,879.5	7,673.1	8,209.8	8,066.3	6,919.6	8,200.7	8,767.2	8,137.5	8,576.5	9,040.0	8,612.4	9,394.0	100,476.6
Receipts from Non-Alberta Facilities	0.0	0.0	0.0	0.0	0.0	0.0	0.0	0.0	0.0	0.0	0.0	0.0	0.0
Dispositions													
Disposition													
Battery	0.0	0.0	0.0	0.0	0.0	0.0	0.0	0.0	0.0	0.0	0.0	0.0	0.0
Gas Gathering System	0.0	0.0	0.0	0.0	0.0	0.0	0.0	0.0	0.0	0.0	0.0	0.0	0.0
Gas Plant	0.0	0.0	0.0	0.0	0.0	0.0	0.0	0.0	0.0	0.0	0.0	0.0	0.0
Injection Facility	0.0	0.0	0.0	0.0	0.0	0.0	0.0	0.0	0.0	0.0	0.0	0.0	0.0
Meter Station	8,399.7	7,244.5	7,898.4	7,621.6	6,555.6	7,765.3	8,242.0	7,595.8	8,016.2	8,422.0	7,950.3	8,732.0	94,443.4
Other	0.0	0.0	0.0	0.0	0.0	0.0	0.0	0.0	0.0	0.0	0.0	0.0	0.0
Alberta Commercial	0.0	0.0	0.0	0.0	0.0	0.0	0.0	0.0	0.0	0.0	0.0	0.0	0.0
Alberta Industrial	0.0	0.0	0.0	0.0	0.0	0.0	0.0	0.0	0.0	0.0	0.0	0.0	0.0
Alberta Residential	0.0	0.0	0.0	0.0	0.0	0.0	0.0	0.0	0.0	0.0	0.0	0.0	0.0
Alberta Elec.Generation	0.0	0.0	0.0	0.0	0.0	0.0	0.0	0.0	0.0	0.0	0.0	0.0	0.0
Shrinkage													
Acid Gas	0.0	0.0	0.0	0.0	0.0	0.0	0.0	0.0	0.0	0.0	0.0	0.0	0.0
Other products	0.0	0.0	0.0	0.0	0.0	0.0	0.0	0.0	0.0	0.0	0.0	0.0	0.0
Fuel	376.6	318.6	371.2	344.6	301.5	378.5	442.8	431.1	471.2	707.1	520.7	566.3	5,230.2
Flared	1.2	0.6	3.0	3.4	1.6	0.6	1.9	0.5	4.6	2.6	1.4	1.2	22.6
Vented	0.7	0.3	2.0	1.1	0.9	0.3	1.4	0.8	2.3	0.0	0.0	0.0	9.8
Diff and Other	101.3	109.1	-64.8	95.6	60.0	56.0	79.1	109.3	82.2	-91.7	140.0	94.5	770.6
Process and Frac													
Pentanes Plus	0.0	0.0	0.0	0.0	0.0	0.0	0.0	0.0	0.0	0.0	0.0	0.0	0.0
Propane	0.0	0.0	0.0	0.0	0.0	0.0	0.0	0.0	0.0	0.0	0.0	0.0	0.0
Butanes	0.0	0.0	0.0	0.0	0.0	0.0	0.0	0.0	0.0	0.0	0.0	0.0	0.0
Ethane	0.0	0.0	0.0	0.0	0.0	0.0	0.0	0.0	0.0	0.0	0.0	0.0	0.0
NGL	0.0	0.0	0.0	0.0	0.0	0.0	0.0	0.0	0.0	0.0	0.0	0.0	0.0
Sulphur	0.0	0.0	0.0	0.0	0.0	0.0	0.0	0.0	0.0	0.0	0.0	0.0	0.0
Sulphur Closing Inv	0.0	0.0	0.0	0.0	0.0	0.0	0.0	0.0	0.0	0.0	0.0	0.0	0.0

Unit of Measurement: Gas and Gas equivalent products: 1000m3, Liquids: m3, Sulphur: MTS

VPR6200

Facility ID ABGP0089756

Facility Name APACHE NGL LONEPINE WEST 2-29-31-28W

Facility Licence # 35540

Facility Operator A1H9 EMBER

Production Month	201701	201702	201703	201704	201705	201706	201707	201708	201709	201710	201711	201712	Totals
Receipts													
Receipts from Alberta Facilities	1,975.8	1,868.4	1,982.8	1,952.8	2,004.3	1,886.4	1,900.8	2,056.1	1,852.6	1,905.4	1,877.6	1,823.3	23,086.3
Receipts from Non-Alberta Facilities	0.0	0.0	0.0	0.0	0.0	0.0	0.0	0.0	0.0	0.0	0.0	0.0	0.0
Dispositions													
Disposition													
Battery	0.0	0.0	0.0	0.0	0.0	0.0	0.0	0.0	0.0	0.0	0.0	0.0	0.0
Gas Gathering System	0.0	0.0	0.0	0.0	0.0	0.0	0.0	0.0	0.0	0.0	0.0	0.0	0.0
Gas Plant	0.0	0.0	0.0	0.0	0.0	0.0	0.0	0.0	0.0	0.0	0.0	0.0	0.0
Injection Facility	0.0	0.0	0.0	0.0	0.0	0.0	0.0	0.0	0.0	0.0	0.0	0.0	0.0
Meter Station	1,901.5	1,754.4	1,868.6	1,826.4	1,854.9	1,757.8	1,788.8	1,897.5	1,754.3	1,873.5	1,852.6	1,763.6	21,893.9
Other	0.0	0.0	0.0	0.0	0.0	0.0	0.0	0.0	0.0	0.0	0.0	0.0	0.0
Alberta Commercial	0.0	0.0	0.0	0.0	0.0	0.0	0.0	0.0	0.0	0.0	0.0	0.0	0.0
Alberta Industrial	0.0	0.0	0.0	0.0	0.0	0.0	0.0	0.0	0.0	0.0	0.0	0.0	0.0
Alberta Residential	0.0	0.0	0.0	0.0	0.0	0.0	0.0	0.0	0.0	0.0	0.0	0.0	0.0
Alberta Elec.Generation	0.0	0.0	0.0	0.0	0.0	0.0	0.0	0.0	0.0	0.0	0.0	0.0	0.0
Shrinkage													
Acid Gas	0.0	0.0	0.0	0.0	0.0	0.0	0.0	0.0	0.0	0.0	0.0	0.0	0.0
Other products	26.1	13.4	23.1	10.5	10.7	12.3	12.1	14.1	12.9	13.3	12.3	12.0	172.8
Fuel	144.8	132.1	148.3	139.9	136.2	135.7	135.7	135.6	133.6	142.4	146.8	154.2	1,685.3
Flared	0.0	0.0	0.0	0.0	0.0	0.0	0.0	0.0	0.0	0.0	0.0	0.0	0.0
Vented	0.1	0.0	0.1	0.0	1.0	2.0	8.1	2.0	2.0	2.0	0.1	0.0	17.4
Diff and Other	-96.7	-31.5	-57.3	-24.0	1.5	-21.4	-43.9	6.9	-50.2	-125.8	-134.2	-106.5	-683.1
Process and Frac													
Pentanes Plus	0.0	0.0	0.0	0.0	0.0	0.0	0.0	0.0	0.0	0.0	0.0	0.0	0.0
Propane	0.0	0.0	0.0	0.0	0.0	0.0	0.0	0.0	0.0	0.0	0.0	0.0	0.0
Butanes	0.0	0.0	0.0	0.0	0.0	0.0	0.0	0.0	0.0	0.0	0.0	0.0	0.0
Ethane	0.0	0.0	0.0	0.0	0.0	0.0	0.0	0.0	0.0	0.0	0.0	0.0	0.0
NGL	110.7	57.4	98.5	45.1	45.9	53.0	52.0	60.1	55.3	57.0	52.8	51.1	738.9
Sulphur	0.0	0.0	0.0	0.0	0.0	0.0	0.0	0.0	0.0	0.0	0.0	0.0	0.0
Sulphur Closing Inv	0.0	0.0	0.0	0.0	0.0	0.0	0.0	0.0	0.0	0.0	0.0	0.0	0.0

Unit of Measurement: Gas and Gas equivalent products: 1000m3, Liquids: m3, Sulphur: MTS

VPR6200

Facility ID ABGP0089914

Facility Name 981405 WEDGE GAS PLANT

Facility Licence # 35725

Facility Operator A663 TEAC

Production Month	201701	201702	201703	201704	201705	201706	201707	201708	201709	201710	201711	201712	Totals
Receipts													
Receipts from Alberta Facilities	2,265.3	1,743.1	2,082.5	2,299.4	2,227.9	2,587.7	2,494.4	1,587.2	2,478.3	2,295.5	2,360.3	2,571.3	26,992.9
Receipts from Non-Alberta Facilities	0.0	0.0	0.0	0.0	0.0	0.0	0.0	0.0	0.0	0.0	0.0	0.0	0.0
Dispositions													
Disposition													
Battery	0.0	0.0	0.0	0.0	0.0	0.0	0.0	0.0	0.0	0.0	0.0	0.0	0.0
Gas Gathering System	0.0	0.0	0.0	0.0	0.0	0.0	0.0	0.0	0.0	0.0	0.0	0.0	0.0
Gas Plant	0.0	0.0	0.0	0.0	0.0	0.0	0.0	0.0	0.0	0.0	0.0	0.0	0.0
Injection Facility	0.0	0.0	0.0	0.0	0.0	0.0	0.0	0.0	0.0	0.0	0.0	0.0	0.0
Meter Station	2,078.7	1,608.1	1,904.9	2,108.7	2,025.4	2,380.3	2,256.8	1,436.4	2,289.3	2,114.7	2,200.5	2,403.3	24,807.1
Other	0.0	0.0	0.0	0.0	0.0	0.0	0.0	0.0	0.0	0.0	0.0	0.0	0.0
Alberta Commercial	0.0	0.0	0.0	0.0	0.0	0.0	0.0	0.0	0.0	0.0	0.0	0.0	0.0
Alberta Industrial	0.0	0.0	0.0	0.0	0.0	0.0	0.0	0.0	0.0	0.0	0.0	0.0	0.0
Alberta Residential	0.0	0.0	0.0	0.0	0.0	0.0	0.0	0.0	0.0	0.0	0.0	0.0	0.0
Alberta Elec.Generation	0.0	0.0	0.0	0.0	0.0	0.0	0.0	0.0	0.0	0.0	0.0	0.0	0.0
Shrinkage													
Acid Gas	0.0	0.0	0.0	0.0	0.0	0.0	0.0	0.0	0.0	0.0	0.0	0.0	0.0
Other products	0.0	0.0	0.0	0.0	0.0	0.0	0.0	0.0	0.0	0.0	0.0	0.0	0.0
Fuel	91.0	66.0	81.4	98.3	72.1	104.1	122.1	66.1	109.7	99.1	105.8	116.3	1,132.0
Flared	0.8	0.8	0.3	1.2	0.0	0.0	0.1	1.5	0.2	0.7	0.0	0.0	5.6
Vented	0.6	0.5	0.3	0.3	0.0	0.0	0.2	0.5	0.3	0.0	0.0	0.3	3.0
Diff and Other	94.2	67.7	95.6	90.9	130.4	103.3	115.2	82.7	78.8	81.0	54.0	51.4	1,045.2
Process and Frac													
Pentanes Plus	0.0	0.0	0.0	0.0	0.0	0.0	0.0	0.0	0.0	0.0	0.0	0.0	0.0
Propane	0.0	0.0	0.0	0.0	0.0	0.0	0.0	0.0	0.0	0.0	0.0	0.0	0.0
Butanes	0.0	0.0	0.0	0.0	0.0	0.0	0.0	0.0	0.0	0.0	0.0	0.0	0.0
Ethane	0.0	0.0	0.0	0.0	0.0	0.0	0.0	0.0	0.0	0.0	0.0	0.0	0.0
NGL	0.0	0.0	0.0	0.0	0.0	0.0	0.0	0.0	0.0	0.0	0.0	0.0	0.0
Sulphur	0.0	0.0	0.0	0.0	0.0	0.0	0.0	0.0	0.0	0.0	0.0	0.0	0.0
Sulphur Closing Inv	0.0	0.0	0.0	0.0	0.0	0.0	0.0	0.0	0.0	0.0	0.0	0.0	0.0

Unit of Measurement: Gas and Gas equivalent products: 1000m3, Liquids: m3, Sulphur: MTS

VPR6200

Facility ID ABGP0089955

Facility Name 981405 THUNDER GAS PLANT 9-6-61-5W5

Facility Licence # 35533

Facility Operator A663 TEAC

Production Month	201701	201702	201703	201704	201705	201706	201707	201708	201709	201710	201711	201712	Totals
Receipts													
Receipts from Alberta Facilities	11,552.8	10,319.8	11,032.3	10,695.7	11,043.3	10,936.2	11,496.8	10,688.2	10,357.1	11,146.3	10,939.8	11,727.0	131,935.3
Receipts from Non-Alberta Facilities	0.0	0.0	0.0	0.0	0.0	0.0	0.0	0.0	0.0	0.0	0.0	0.0	0.0
Dispositions													
Disposition													
Battery	0.0	0.0	0.0	0.0	0.0	0.0	0.0	0.0	0.0	0.0	0.0	0.0	0.0
Gas Gathering System	0.0	0.0	0.0	0.0	0.0	0.0	0.0	0.0	0.0	0.0	0.0	0.0	0.0
Gas Plant	0.0	0.0	0.0	0.0	0.0	0.0	0.0	0.0	0.0	0.0	0.0	0.0	0.0
Injection Facility	0.0	0.0	0.0	0.0	0.0	0.0	0.0	0.0	0.0	0.0	0.0	0.0	0.0
Meter Station	11,094.2	9,902.0	10,604.1	10,273.7	10,594.9	10,466.6	10,987.1	10,205.5	9,906.8	10,648.2	10,424.9	11,240.7	126,348.7
Other	0.0	0.0	0.0	0.0	0.0	0.0	0.0	0.0	0.0	0.0	0.0	0.0	0.0
Alberta Commercial	0.0	0.0	0.0	0.0	0.0	0.0	0.0	0.0	0.0	0.0	0.0	0.0	0.0
Alberta Industrial	0.0	0.0	0.0	0.0	0.0	0.0	0.0	0.0	0.0	0.0	0.0	0.0	0.0
Alberta Residential	0.0	0.0	0.0	0.0	0.0	0.0	0.0	0.0	0.0	0.0	0.0	0.0	0.0
Alberta Elec.Generation	0.0	0.0	0.0	0.0	0.0	0.0	0.0	0.0	0.0	0.0	0.0	0.0	0.0
Shrinkage													
Acid Gas	0.0	0.0	0.0	0.0	0.0	0.0	0.0	0.0	0.0	0.0	0.0	0.0	0.0
Other products	0.0	0.0	0.0	0.0	0.0	0.0	0.0	0.0	0.0	0.0	0.0	0.0	0.0
Fuel	457.7	399.8	422.3	408.2	421.3	439.9	456.6	413.7	396.2	452.7	466.8	483.9	5,219.1
Flared	0.0	1.1	0.1	0.4	0.0	1.1	0.0	0.5	0.3	0.1	1.1	0.0	4.7
Vented	0.3	1.3	0.9	1.0	1.2	1.4	1.7	1.8	1.5	0.0	1.4	1.4	13.9
Diff and Other	0.6	15.6	4.9	12.4	25.9	27.2	51.4	66.7	52.3	45.3	45.6	1.0	348.9
Process and Frac													
Pentanes Plus	0.0	0.0	0.0	0.0	0.0	0.0	0.0	0.0	0.0	0.0	0.0	0.0	0.0
Propane	0.0	0.0	0.0	0.0	0.0	0.0	0.0	0.0	0.0	0.0	0.0	0.0	0.0
Butanes	0.0	0.0	0.0	0.0	0.0	0.0	0.0	0.0	0.0	0.0	0.0	0.0	0.0
Ethane	0.0	0.0	0.0	0.0	0.0	0.0	0.0	0.0	0.0	0.0	0.0	0.0	0.0
NGL	0.0	0.0	0.0	0.0	0.0	0.0	0.0	0.0	0.0	0.0	0.0	0.0	0.0
Sulphur	0.0	0.0	0.0	0.0	0.0	0.0	0.0	0.0	0.0	0.0	0.0	0.0	0.0
Sulphur Closing Inv	0.0	0.0	0.0	0.0	0.0	0.0	0.0	0.0	0.0	0.0	0.0	0.0	0.0

Unit of Measurement: Gas and Gas equivalent products: 1000m3, Liquids: m3, Sulphur: MTS

VPR6200

Facility ID ABGP0090067

Facility Name HARVEST SUFF REFRIDGE PLANT 13-10

Facility Licence # 35627

Facility Operator OZOH HARVEST

Production Month	201701	201702	201703	201704	201705	201706	201707	201708	201709	201710	201711	201712	Totals
Receipts													
Receipts from Alberta Facilities	555.7	486.2	505.7	491.9	541.9	501.3	516.2	538.9	528.3	453.6	532.0	540.7	6,192.4
Receipts from Non-Alberta Facilities	0.0	0.0	0.0	0.0	0.0	0.0	0.0	0.0	0.0	0.0	0.0	0.0	0.0
Dispositions													
Disposition													
Battery	169.5	143.8	144.7	126.1	101.8	95.0	95.9	116.5	128.5	192.8	181.8	160.3	1,656.7
Gas Gathering System	360.6	319.4	332.0	335.0	405.6	384.4	400.1	424.3	380.1	298.3	333.6	359.3	4,332.7
Gas Plant	0.0	0.0	0.0	0.0	0.0	0.0	0.0	0.0	0.0	0.0	0.0	0.0	0.0
Injection Facility	0.0	0.0	0.0	0.0	0.0	0.0	0.0	0.0	0.0	0.0	0.0	0.0	0.0
Meter Station	0.0	0.0	0.0	0.0	0.0	0.0	0.0	0.0	0.0	0.0	0.0	0.0	0.0
Other	0.0	0.0	0.0	0.0	0.0	0.0	0.0	0.0	0.0	0.0	0.0	0.0	0.0
Alberta Commercial	0.0	0.0	0.0	0.0	0.0	0.0	0.0	0.0	0.0	0.0	0.0	0.0	0.0
Alberta Industrial	0.0	0.0	0.0	0.0	0.0	0.0	0.0	0.0	0.0	0.0	0.0	0.0	0.0
Alberta Residential	0.0	0.0	0.0	0.0	0.0	0.0	0.0	0.0	0.0	0.0	0.0	0.0	0.0
Alberta Elec.Generation	0.0	0.0	0.0	0.0	0.0	0.0	0.0	0.0	0.0	0.0	0.0	0.0	0.0
Shrinkage													
Acid Gas	0.0	0.0	0.0	0.0	0.0	0.0	0.0	0.0	0.0	0.0	0.0	0.0	0.0
Other products	17.7	17.3	17.5	15.0	18.2	13.7	6.2	21.8	10.4	5.6	7.8	6.4	157.6
Fuel	3.6	3.2	3.5	3.3	3.2	3.1	3.0	3.1	3.1	3.2	3.1	3.3	38.7
Flared	0.7	0.6	4.8	2.2	3.7	2.5	1.3	0.3	0.0	0.1	1.3	0.0	17.5
Vented	0.0	0.0	0.0	0.0	0.0	0.2	0.0	0.0	0.0	0.0	0.0	0.0	0.2
Diff and Other	3.6	1.9	3.2	10.3	9.4	2.4	9.7	-27.1	6.2	-46.4	4.4	11.4	-11.0
Process and Frac													
Pentanes Plus	0.0	0.0	0.0	0.0	0.0	0.0	0.0	0.0	0.0	0.0	0.0	0.0	0.0
Propane	0.0	0.0	0.0	0.0	0.0	0.0	0.0	0.0	0.0	0.0	0.0	0.0	0.0
Butanes	0.0	0.0	0.0	0.0	0.0	0.0	0.0	0.0	0.0	0.0	0.0	0.0	0.0
Ethane	0.0	0.0	0.0	0.0	0.0	0.0	0.0	0.0	0.0	0.0	0.0	0.0	0.0
NGL	77.3	78.7	78.8	68.6	82.5	60.5	28.5	98.3	46.8	25.1	35.6	29.4	710.1
Sulphur	0.0	0.0	0.0	0.0	0.0	0.0	0.0	0.0	0.0	0.0	0.0	0.0	0.0
Sulphur Closing Inv	0.0	0.0	0.0	0.0	0.0	0.0	0.0	0.0	0.0	0.0	0.0	0.0	0.0

Unit of Measurement: Gas and Gas equivalent products: 1000m3, Liquids: m3, Sulphur: MTS

VPR6200

Facility ID ABGP0090715

Facility Name Puskwa 03-03-072-26W5

Facility Licence # 36036

Facility Operator OHE9 CNRL

Production Month	201701	201702	201703	201704	201705	201706	201707	201708	201709	201710	201711	201712	Totals
Receipts													
Receipts from Alberta Facilities	751.5	596.0	671.3	774.1	873.9	512.5	773.5	682.1	673.5	779.3	813.8	972.8	8,874.3
Receipts from Non-Alberta Facilities	0.0	0.0	0.0	0.0	0.0	0.0	0.0	0.0	0.0	0.0	0.0	0.0	0.0
Dispositions													
Disposition													
Battery	17.7	16.6	17.4	18.2	17.1	18.1	14.5	15.0	14.5	33.9	41.2	47.6	271.8
Gas Gathering System	0.0	0.0	0.0	0.0	0.0	0.0	0.0	0.0	0.0	0.0	0.0	0.0	0.0
Gas Plant	0.0	0.0	0.0	0.0	0.0	0.0	0.0	0.0	0.0	0.0	0.0	0.0	0.0
Injection Facility	0.0	0.0	0.0	0.0	0.0	0.0	0.0	0.0	0.0	0.0	0.0	0.0	0.0
Meter Station	517.3	394.8	448.3	542.0	656.0	404.2	648.3	527.7	480.3	605.8	656.9	793.4	6,675.0
Other	0.0	0.0	0.0	0.0	0.0	0.0	0.0	0.0	0.0	0.0	0.0	0.0	0.0
Alberta Commercial	0.0	0.0	0.0	0.0	0.0	0.0	0.0	0.0	0.0	0.0	0.0	0.0	0.0
Alberta Industrial	0.0	0.0	0.0	0.0	0.0	0.0	0.0	0.0	0.0	0.0	0.0	0.0	0.0
Alberta Residential	0.0	0.0	0.0	0.0	0.0	0.0	0.0	0.0	0.0	0.0	0.0	0.0	0.0
Alberta Elec.Generation	0.0	0.0	0.0	0.0	0.0	0.0	0.0	0.0	0.0	0.0	0.0	0.0	0.0
Shrinkage													
Acid Gas	0.0	0.0	0.0	0.0	0.0	0.0	0.0	0.0	0.0	0.0	0.0	0.0	0.0
Other products	57.3	20.3	46.0	75.5	47.4	18.4	21.8	14.7	23.9	18.9	30.9	31.7	406.8
Fuel	159.6	149.6	156.9	164.1	153.7	162.9	130.0	134.5	130.3	101.8	123.4	142.7	1,709.5
Flared	0.6	0.2	0.8	0.0	1.2	4.1	0.1	2.2	0.7	1.0	1.4	1.3	13.6
Vented	0.0	0.0	0.0	0.0	0.0	0.0	0.0	0.0	0.0	0.0	0.0	0.0	0.0
Diff and Other	-1.0	14.5	1.9	-25.7	-1.5	-95.2	-41.2	-12.0	23.8	17.9	-40.0	-43.9	-202.4
Process and Frac													
Pentanes Plus	0.0	0.0	0.0	0.0	0.0	0.0	0.0	0.0	0.0	0.0	0.0	0.0	0.0
Propane	0.0	0.0	0.0	0.0	0.0	0.0	0.0	0.0	0.0	0.0	0.0	0.0	0.0
Butanes	0.0	0.0	0.0	0.0	0.0	0.0	0.0	0.0	0.0	0.0	0.0	0.0	0.0
Ethane	0.0	0.0	0.0	0.0	0.0	0.0	0.0	0.0	0.0	0.0	0.0	0.0	0.0
NGL	229.9	81.7	186.7	306.1	195.4	77.0	92.6	62.3	101.6	80.3	127.7	131.1	1,672.4
Sulphur	0.0	0.0	0.0	0.0	0.0	0.0	0.0	0.0	0.0	0.0	0.0	0.0	0.0
Sulphur Closing Inv	0.0	0.0	0.0	0.0	0.0	0.0	0.0	0.0	0.0	0.0	0.0	0.0	0.0

Unit of Measurement: Gas and Gas equivalent products: 1000m3, Liquids: m3, Sulphur: MTS

VPR6200

Facility ID ABGP0090927

Facility Name WIN COWLEY 13-34-8-2W5 PLANT

Facility Licence # 31687

Facility Operator OCW8 LEXIN

Production Month	201701	201702	201703	201704	201705	201706	201707	201708	201709	201710	201711	201712	Totals
				SHUTIN		SHUTIN	SHUTIN	SHUTIN	SHUTIN	SHUTIN	SHUTIN	SHUTIN	
Receipts													
Receipts from Alberta Facilities	2,679.1	1,345.8	0.0	0.0	0.0	0.0	0.0	0.0	0.0	0.0	0.0	0.0	4,024.9
Receipts from Non-Alberta Facilities	0.0	0.0	0.0	0.0	0.0	0.0	0.0	0.0	0.0	0.0	0.0	0.0	0.0
Dispositions													
Disposition													
Battery	0.0	0.0	0.0	0.0	0.0	0.0	0.0	0.0	0.0	0.0	0.0	0.0	0.0
Gas Gathering System	0.0	0.0	0.0	0.0	0.0	0.0	0.0	0.0	0.0	0.0	0.0	0.0	0.0
Gas Plant	0.0	0.0	0.0	0.0	0.0	0.0	0.0	0.0	0.0	0.0	0.0	0.0	0.0
Injection Facility	0.0	0.0	0.0	0.0	0.0	0.0	0.0	0.0	0.0	0.0	0.0	0.0	0.0
Meter Station	2,679.1	1,345.8	0.0	0.0	0.0	0.0	0.0	0.0	0.0	0.0	0.0	0.0	4,024.9
Other	0.0	0.0	0.0	0.0	0.0	0.0	0.0	0.0	0.0	0.0	0.0	0.0	0.0
Alberta Commercial	0.0	0.0	0.0	0.0	0.0	0.0	0.0	0.0	0.0	0.0	0.0	0.0	0.0
Alberta Industrial	0.0	0.0	0.0	0.0	0.0	0.0	0.0	0.0	0.0	0.0	0.0	0.0	0.0
Alberta Residential	0.0	0.0	0.0	0.0	0.0	0.0	0.0	0.0	0.0	0.0	0.0	0.0	0.0
Alberta Elec.Generation	0.0	0.0	0.0	0.0	0.0	0.0	0.0	0.0	0.0	0.0	0.0	0.0	0.0
Shrinkage													
Acid Gas	0.0	0.0	0.0	0.0	0.0	0.0	0.0	0.0	0.0	0.0	0.0	0.0	0.0
Other products	0.0	0.0	0.0	0.0	0.0	0.0	0.0	0.0	0.0	0.0	0.0	0.0	0.0
Fuel	0.0	0.0	0.0	0.0	0.0	0.0	0.0	0.0	0.0	0.0	0.0	0.0	0.0
Flared	0.0	0.0	0.0	0.0	0.0	0.0	0.0	0.0	0.0	0.0	0.0	0.0	0.0
Vented	0.0	0.0	0.0	0.0	0.0	0.0	0.0	0.0	0.0	0.0	0.0	0.0	0.0
Diff and Other	0.0	0.0	0.0	0.0	0.0	0.0	0.0	0.0	0.0	0.0	0.0	0.0	0.0
Process and Frac													
Pentanes Plus	0.0	0.0	0.0	0.0	0.0	0.0	0.0	0.0	0.0	0.0	0.0	0.0	0.0
Propane	0.0	0.0	0.0	0.0	0.0	0.0	0.0	0.0	0.0	0.0	0.0	0.0	0.0
Butanes	0.0	0.0	0.0	0.0	0.0	0.0	0.0	0.0	0.0	0.0	0.0	0.0	0.0
Ethane	0.0	0.0	0.0	0.0	0.0	0.0	0.0	0.0	0.0	0.0	0.0	0.0	0.0
NGL	0.0	0.0	0.0	0.0	0.0	0.0	0.0	0.0	0.0	0.0	0.0	0.0	0.0
Sulphur	0.0	0.0	0.0	0.0	0.0	0.0	0.0	0.0	0.0	0.0	0.0	0.0	0.0
Sulphur Closing Inv	0.0	0.0	0.0	0.0	0.0	0.0	0.0	0.0	0.0	0.0	0.0	0.0	0.0

Unit of Measurement: Gas and Gas equivalent products: 1000m3, Liquids: m3, Sulphur: MTS

VPR6200

Facility ID ABGP0091427

Facility Name PEYTO NOSEHILL 11-21-55-20 W5 GAS PL

Facility Licence # 35862

Facility Operator OYA2 PEYTO

Production Month	201701	201702	201703	201704	201705	201706	201707	201708	201709	201710	201711	201712	Totals
Receipts													
Receipts from Alberta Facilities	86,384.7	80,155.2	85,147.9	78,762.9	78,381.5	83,253.0	89,644.9	89,442.1	78,625.9	88,368.6	87,201.3	86,978.8	1,012,346.8
Receipts from Non-Alberta Facilities	0.0	0.0	0.0	0.0	0.0	0.0	0.0	0.0	0.0	0.0	0.0	0.0	0.0
Dispositions													
Disposition													
Battery	0.0	0.0	0.0	0.0	0.0	0.0	0.0	0.0	0.0	0.0	0.0	0.0	0.0
Gas Gathering System	0.0	0.0	0.0	0.0	0.0	0.0	0.0	0.0	0.0	0.0	0.0	0.0	0.0
Gas Plant	0.0	0.0	0.0	0.0	0.0	0.0	0.0	0.0	0.0	0.0	0.0	0.0	0.0
Injection Facility	0.0	0.0	0.0	0.0	0.0	0.0	0.0	0.0	0.0	0.0	0.0	0.0	0.0
Meter Station	83,898.5	78,313.6	83,158.1	76,397.0	75,937.8	81,445.9	86,452.3	85,244.3	77,339.5	86,202.4	85,133.7	85,296.3	984,819.4
Other	0.0	0.0	0.0	0.0	0.0	0.0	0.0	0.0	0.0	0.0	0.0	0.0	0.0
Alberta Commercial	0.0	0.0	0.0	0.0	0.0	0.0	0.0	0.0	0.0	0.0	0.0	0.0	0.0
Alberta Industrial	0.0	0.0	0.0	0.0	0.0	0.0	0.0	0.0	0.0	0.0	0.0	0.0	0.0
Alberta Residential	0.0	0.0	0.0	0.0	0.0	0.0	0.0	0.0	0.0	0.0	0.0	0.0	0.0
Alberta Elec.Generation	0.0	0.0	0.0	0.0	0.0	0.0	0.0	0.0	0.0	0.0	0.0	0.0	0.0
Shrinkage													
Acid Gas	0.0	0.0	0.0	0.0	0.0	0.0	0.0	0.0	0.0	0.0	0.0	0.0	0.0
Other products	1,678.0	1,602.0	1,727.1	1,511.8	1,500.5	1,563.9	1,633.8	1,685.0	1,336.9	1,398.9	1,452.5	1,463.2	18,553.6
Fuel	2,298.9	2,196.9	2,419.1	2,214.5	2,282.4	2,356.5	2,385.4	2,340.1	2,096.3	2,283.9	2,283.9	2,338.5	27,496.4
Flared	4.3	3.9	4.3	4.2	4.3	6.5	7.7	7.1	4.3	4.8	4.5	4.6	60.5
Vented	0.0	0.0	0.0	0.0	0.0	0.0	0.0	0.0	0.0	0.0	0.0	0.0	0.0
Diff and Other	-1,495.0	-1,961.2	-2,160.7	-1,364.6	-1,343.5	-2,119.8	-834.3	165.6	-2,151.1	-1,521.4	-1,673.3	-2,123.8	-18,583.1
Process and Frac													
Pentanes Plus	3,516.2	3,415.9	3,682.8	3,152.6	3,146.0	3,093.2	3,252.0	3,231.0	2,534.5	2,485.1	2,703.3	2,712.3	36,924.9
Propane	0.0	0.0	0.0	0.0	0.0	0.0	0.0	0.0	0.0	0.0	0.0	0.0	0.0
Butanes	0.0	0.0	0.0	0.0	0.0	0.0	0.0	0.0	0.0	0.0	0.0	0.0	0.0
Ethane	0.0	0.0	0.0	0.0	0.0	0.0	0.0	0.0	0.0	0.0	0.0	0.0	0.0
NGL	4,121.7	3,882.2	4,185.2	3,730.8	3,687.0	4,051.6	4,208.4	4,442.6	3,551.5	3,911.3	3,957.9	3,996.7	47,726.9
Sulphur	0.0	0.0	0.0	0.0	0.0	0.0	0.0	0.0	0.0	0.0	0.0	0.0	0.0
Sulphur Closing Inv	0.0	0.0	0.0	0.0	0.0	0.0	0.0	0.0	0.0	0.0	0.0	0.0	0.0

Unit of Measurement: Gas and Gas equivalent products: 1000m3, Liquids: m3, Sulphur: MTS

VPR6200

Facility ID ABGP0091983

Facility Name BNP WHITECOURT GAS PLANT 16-30

Facility Licence # 36849

Facility Operator A72X OUTLIER

Production Month	201701	201702	201703	201704	201705	201706	201707	201708	201709	201710	201711	201712	Totals
Receipts													
Receipts from Alberta Facilities	1,500.1	1,566.6	1,411.9	1,339.6	1,371.6	1,406.7	1,657.9	1,411.8	1,177.6	1,136.7	1,142.1	976.6	16,099.2
Receipts from Non-Alberta Facilities	0.0	0.0	0.0	0.0	0.0	0.0	0.0	0.0	0.0	0.0	0.0	0.0	0.0
Dispositions													
Disposition													
Battery	0.0	0.0	0.0	0.0	0.0	0.0	0.0	0.0	0.0	0.0	0.0	0.0	0.0
Gas Gathering System	0.0	0.0	0.0	0.0	0.0	0.0	0.0	0.0	0.0	0.0	0.0	0.0	0.0
Gas Plant	0.0	0.0	0.0	0.0	0.0	0.0	0.0	0.0	0.0	0.0	0.0	0.0	0.0
Injection Facility	0.0	0.0	0.0	0.0	0.0	0.0	0.0	0.0	0.0	0.0	0.0	0.0	0.0
Meter Station	1,335.3	1,307.8	1,146.9	1,142.0	1,139.5	1,176.6	1,351.4	1,262.4	1,130.4	992.6	1,041.4	873.8	13,900.1
Other	0.0	0.0	0.0	0.0	0.0	0.0	0.0	0.0	0.0	0.0	0.0	0.0	0.0
Alberta Commercial	0.0	0.0	0.0	0.0	0.0	0.0	0.0	0.0	0.0	0.0	0.0	0.0	0.0
Alberta Industrial	0.0	0.0	0.0	0.0	0.0	0.0	0.0	0.0	0.0	0.0	0.0	0.0	0.0
Alberta Residential	0.0	0.0	0.0	0.0	0.0	0.0	0.0	0.0	0.0	0.0	0.0	0.0	0.0
Alberta Elec.Generation	0.0	0.0	0.0	0.0	0.0	0.0	0.0	0.0	0.0	0.0	0.0	0.0	0.0
Shrinkage													
Acid Gas	0.0	0.0	0.0	0.0	0.0	0.0	0.0	0.0	0.0	0.0	0.0	0.0	0.0
Other products	24.9	11.8	30.7	23.8	26.5	39.4	26.6	37.8	26.0	20.6	30.4	25.8	324.3
Fuel	158.1	142.8	158.1	153.0	158.1	153.0	158.1	158.1	153.0	158.1	153.0	158.1	1,861.5
Flared	0.0	0.0	0.0	0.0	0.0	0.0	0.0	0.0	0.0	0.0	0.0	0.0	0.0
Vented	0.0	0.0	0.0	0.0	0.0	0.0	0.0	0.0	0.0	0.0	0.0	0.0	0.0
Diff and Other	-18.2	104.2	76.2	20.8	47.5	37.7	121.8	-46.5	-131.8	-34.6	-82.7	-81.1	13.3
Process and Frac													
Pentanes Plus	0.0	0.0	21.8	0.0	7.9	0.0	0.0	7.9	0.0	1.3	10.7	2.0	51.6
Propane	0.0	0.0	0.0	0.0	0.0	0.0	0.0	0.0	0.0	0.0	0.0	0.0	0.0
Butanes	0.0	0.0	0.0	0.0	0.0	0.0	0.0	0.0	0.0	0.0	0.0	0.0	0.0
Ethane	0.0	0.0	0.0	0.0	0.0	0.0	0.0	0.0	0.0	0.0	0.0	0.0	0.0
NGL	103.9	49.8	109.7	99.9	103.7	165.1	112.4	151.5	109.5	85.9	119.1	105.9	1,316.4
Sulphur	0.0	0.0	0.0	0.0	0.0	0.0	0.0	0.0	0.0	0.0	0.0	0.0	0.0
Sulphur Closing Inv	0.0	0.0	0.0	0.0	0.0	0.0	0.0	0.0	0.0	0.0	0.0	0.0	0.0

Unit of Measurement: Gas and Gas equivalent products: 1000m3, Liquids: m3, Sulphur: MTS

VPR6200

Facility ID ABGP0092557

Facility Name CORBETT 10-03-61-07W5M GAS PLANT

Facility Licence # 37253

Facility Operator A5YK

Production Month	201701	201702	201703	201704	201705	201706	201707	201708	201709	201710	201711	201712	Totals
	SHUTIN	SHUTIN	SHUTIN	SHUTIN	SHUTIN	SHUTIN	SHUTIN	SHUTIN	SHUTIN	SHUTIN	SHUTIN	SHUTIN	
Receipts													
Receipts from Alberta Facilities	0.0	0.0	0.0	0.0	0.0	0.0	0.0	0.0	0.0	0.0	0.0	0.0	0.0
Receipts from Non-Alberta Facilities	0.0	0.0	0.0	0.0	0.0	0.0	0.0	0.0	0.0	0.0	0.0	0.0	0.0
Dispositions													
Disposition													
Battery	0.0	0.0	0.0	0.0	0.0	0.0	0.0	0.0	0.0	0.0	0.0	0.0	0.0
Gas Gathering System	0.0	0.0	0.0	0.0	0.0	0.0	0.0	0.0	0.0	0.0	0.0	0.0	0.0
Gas Plant	0.0	0.0	0.0	0.0	0.0	0.0	0.0	0.0	0.0	0.0	0.0	0.0	0.0
Injection Facility	0.0	0.0	0.0	0.0	0.0	0.0	0.0	0.0	0.0	0.0	0.0	0.0	0.0
Meter Station	0.0	0.0	0.0	0.0	0.0	0.0	0.0	0.0	0.0	0.0	0.0	0.0	0.0
Other	0.0	0.0	0.0	0.0	0.0	0.0	0.0	0.0	0.0	0.0	0.0	0.0	0.0
Alberta Commercial	0.0	0.0	0.0	0.0	0.0	0.0	0.0	0.0	0.0	0.0	0.0	0.0	0.0
Alberta Industrial	0.0	0.0	0.0	0.0	0.0	0.0	0.0	0.0	0.0	0.0	0.0	0.0	0.0
Alberta Residential	0.0	0.0	0.0	0.0	0.0	0.0	0.0	0.0	0.0	0.0	0.0	0.0	0.0
Alberta Elec.Generation	0.0	0.0	0.0	0.0	0.0	0.0	0.0	0.0	0.0	0.0	0.0	0.0	0.0
Shrinkage													
Acid Gas	0.0	0.0	0.0	0.0	0.0	0.0	0.0	0.0	0.0	0.0	0.0	0.0	0.0
Other products	0.0	0.0	0.0	0.0	0.0	0.0	0.0	0.0	0.0	0.0	0.0	0.0	0.0
Fuel	0.0	0.0	0.0	0.0	0.0	0.0	0.0	0.0	0.0	0.0	0.0	0.0	0.0
Flared	0.0	0.0	0.0	0.0	0.0	0.0	0.0	0.0	0.0	0.0	0.0	0.0	0.0
Vented	0.0	0.0	0.0	0.0	0.0	0.0	0.0	0.0	0.0	0.0	0.0	0.0	0.0
Diff and Other	0.0	0.0	0.0	0.0	0.0	0.0	0.0	0.0	0.0	0.0	0.0	0.0	0.0
Process and Frac													
Pentanes Plus	0.0	0.0	0.0	0.0	0.0	0.0	0.0	0.0	0.0	0.0	0.0	0.0	0.0
Propane	0.0	0.0	0.0	0.0	0.0	0.0	0.0	0.0	0.0	0.0	0.0	0.0	0.0
Butanes	0.0	0.0	0.0	0.0	0.0	0.0	0.0	0.0	0.0	0.0	0.0	0.0	0.0
Ethane	0.0	0.0	0.0	0.0	0.0	0.0	0.0	0.0	0.0	0.0	0.0	0.0	0.0
NGL	0.0	0.0	0.0	0.0	0.0	0.0	0.0	0.0	0.0	0.0	0.0	0.0	0.0
Sulphur	0.0	0.0	0.0	0.0	0.0	0.0	0.0	0.0	0.0	0.0	0.0	0.0	0.0
Sulphur Closing Inv	0.0	0.0	0.0	0.0	0.0	0.0	0.0	0.0	0.0	0.0	0.0	0.0	0.0

Unit of Measurement: Gas and Gas equivalent products: 1000m3, Liquids: m3, Sulphur: MTS

VPR6200

Facility ID ABGP0092867

Facility Name EOG HALKIRK 16-28-38-15W4 GAS PLANT

Facility Licence # 30847

Facility Operator A2J6 CPEC

Production Month	201701	201702	201703	201704	201705	201706	201707	201708	201709	201710	201711	201712	Totals
Receipts													
Receipts from Alberta Facilities	788.3	654.0	716.3	772.0	951.4	879.5	863.4	875.6	810.1	856.2	696.4	661.4	9,524.6
Receipts from Non-Alberta Facilities	0.0	0.0	0.0	0.0	0.0	0.0	0.0	0.0	0.0	0.0	0.0	0.0	0.0
Dispositions													
Disposition													
Battery	0.0	0.0	0.0	0.0	0.0	0.0	0.0	0.0	0.0	0.0	0.0	0.0	0.0
Gas Gathering System	0.0	0.0	0.0	0.0	0.0	0.0	0.0	0.0	0.0	0.0	0.0	0.0	0.0
Gas Plant	0.0	0.0	0.0	0.0	0.0	0.0	0.0	0.0	0.0	0.0	0.0	0.0	0.0
Injection Facility	0.0	0.0	0.0	0.0	0.0	0.0	0.0	0.0	0.0	0.0	0.0	0.0	0.0
Meter Station	631.5	529.3	547.9	625.8	818.1	756.9	725.4	712.7	692.0	698.3	528.4	540.9	7,807.2
Other	0.0	0.0	0.0	0.0	0.0	0.0	0.0	0.0	0.0	0.0	0.0	0.0	0.0
Alberta Commercial	0.0	0.0	0.0	0.0	0.0	0.0	0.0	0.0	0.0	0.0	0.0	0.0	0.0
Alberta Industrial	0.0	0.0	0.0	0.0	0.0	0.0	0.0	0.0	0.0	0.0	0.0	0.0	0.0
Alberta Residential	0.0	0.0	0.0	0.0	0.0	0.0	0.0	0.0	0.0	0.0	0.0	0.0	0.0
Alberta Elec.Generation	0.0	0.0	0.0	0.0	0.0	0.0	0.0	0.0	0.0	0.0	0.0	0.0	0.0
Shrinkage													
Acid Gas	0.0	0.0	0.0	0.0	0.0	0.0	0.0	0.0	0.0	0.0	0.0	0.0	0.0
Other products	0.0	6.5	0.0	6.2	0.0	5.8	5.9	0.0	5.2	5.4	0.0	5.4	40.4
Fuel	94.6	79.5	94.8	94.6	100.9	96.7	96.7	100.5	98.6	101.6	99.5	0.0	1,058.0
Flared	0.0	0.0	0.0	0.0	0.0	0.0	0.0	0.0	0.0	0.0	0.0	0.0	0.0
Vented	0.0	0.0	0.0	0.0	0.0	0.0	0.0	0.0	0.0	0.0	0.0	0.0	0.0
Diff and Other	62.2	38.7	73.6	45.4	32.4	20.1	35.4	62.4	14.3	50.9	68.5	115.1	619.0
Process and Frac													
Pentanes Plus	0.0	0.0	0.0	0.0	0.0	0.0	0.0	0.0	0.0	0.0	0.0	0.0	0.0
Propane	0.0	0.0	0.0	0.0	0.0	0.0	0.0	0.0	0.0	0.0	0.0	0.0	0.0
Butanes	0.0	0.0	0.0	0.0	0.0	0.0	0.0	0.0	0.0	0.0	0.0	0.0	0.0
Ethane	0.0	0.0	0.0	0.0	0.0	0.0	0.0	0.0	0.0	0.0	0.0	0.0	0.0
NGL	0.0	29.3	0.0	28.1	0.0	26.7	27.6	0.0	24.3	25.1	0.0	25.2	186.3
Sulphur	0.0	0.0	0.0	0.0	0.0	0.0	0.0	0.0	0.0	0.0	0.0	0.0	0.0
Sulphur Closing Inv	0.0	0.0	0.0	0.0	0.0	0.0	0.0	0.0	0.0	0.0	0.0	0.0	0.0

Unit of Measurement: Gas and Gas equivalent products: 1000m3, Liquids: m3, Sulphur: MTS

VPR6200
Facility ID ABGP0093223

Facility Name FERINTOSH 9-16-43-21W4

Facility Licence # 32655

Facility Operator 0A8E SHACKLETON

Production Month	201701	201702	201703	201704	201705	201706	201707	201708	201709	201710	201711	201712	Totals
Receipts													
Receipts from Alberta Facilities	2,878.8	2,596.8	2,781.9	2,370.4	2,261.0	2,161.4	2,326.2	2,821.6	2,842.6	2,988.6	2,821.3	2,705.1	31,555.7
Receipts from Non-Alberta Facilities	0.0	0.0	0.0	0.0	0.0	0.0	0.0	0.0	0.0	0.0	0.0	0.0	0.0
Dispositions													
Disposition													
Battery	0.0	0.0	0.0	0.0	0.0	0.0	0.0	0.0	0.0	0.0	0.0	0.0	0.0
Gas Gathering System	0.0	0.0	0.0	0.0	0.0	0.0	0.0	0.0	0.0	0.0	0.0	0.0	0.0
Gas Plant	0.0	0.0	0.0	0.0	0.0	0.0	0.0	0.0	0.0	0.0	0.0	0.0	0.0
Injection Facility	0.0	0.0	0.0	0.0	0.0	0.0	0.0	0.0	0.0	0.0	0.0	0.0	0.0
Meter Station	2,727.7	2,461.6	2,632.7	2,229.1	2,120.8	2,028.9	2,198.5	2,668.8	2,648.4	2,839.2	2,644.1	2,563.9	29,763.7
Other	0.0	0.0	0.0	0.0	0.0	0.0	0.0	0.0	0.0	0.0	0.0	0.0	0.0
Alberta Commercial	0.0	0.0	0.0	0.0	0.0	0.0	0.0	0.0	0.0	0.0	0.0	0.0	0.0
Alberta Industrial	0.0	0.0	0.0	0.0	0.0	0.0	0.0	0.0	0.0	0.0	0.0	0.0	0.0
Alberta Residential	0.0	0.0	0.0	0.0	0.0	0.0	0.0	0.0	0.0	0.0	0.0	0.0	0.0
Alberta Elec.Generation	0.0	0.0	0.0	0.0	0.0	0.0	0.0	0.0	0.0	0.0	0.0	0.0	0.0
Shrinkage													
Acid Gas	0.0	0.0	0.0	0.0	0.0	0.0	0.0	0.0	0.0	0.0	0.0	0.0	0.0
Other products	4.1	4.8	8.2	6.9	6.3	6.3	7.9	4.1	13.5	7.4	8.0	1.0	78.5
Fuel	151.1	135.2	149.2	141.3	140.2	132.5	127.7	152.8	141.1	137.4	122.7	153.1	1,684.3
Flared	0.0	0.0	0.0	0.0	0.0	0.0	0.0	0.0	0.0	0.0	0.0	0.0	0.0
Vented	0.0	0.0	0.0	0.0	0.0	0.0	0.0	0.0	0.0	0.0	0.0	0.0	0.0
Diff and Other	-4.1	-4.8	-8.2	-6.9	-6.3	-6.3	-7.9	-4.1	39.6	4.6	46.5	-12.9	29.2
Process and Frac													
Pentanes Plus	19.8	23.0	39.5	33.6	30.7	30.7	38.3	19.6	65.3	35.9	38.8	4.6	379.8
Propane	0.0	0.0	0.0	0.0	0.0	0.0	0.0	0.0	0.0	0.0	0.0	0.0	0.0
Butanes	0.0	0.0	0.0	0.0	0.0	0.0	0.0	0.0	0.0	0.0	0.0	0.0	0.0
Ethane	0.0	0.0	0.0	0.0	0.0	0.0	0.0	0.0	0.0	0.0	0.0	0.0	0.0
NGL	0.0	0.0	0.0	0.0	0.0	0.0	0.0	0.0	0.0	0.0	0.0	0.0	0.0
Sulphur	0.0	0.0	0.0	0.0	0.0	0.0	0.0	0.0	0.0	0.0	0.0	0.0	0.0
Sulphur Closing Inv	0.0	0.0	0.0	0.0	0.0	0.0	0.0	0.0	0.0	0.0	0.0	0.0	0.0

Unit of Measurement: Gas and Gas equivalent products: 1000m3, Liquids: m3, Sulphur: MTS

VPR6200

Facility ID ABGP0093277

Facility Name WILLEDEN GREEN GAS PLANT

Facility Licence # 37391

Facility Operator OBP8 OBE

Production Month	201701	201702	201703	201704	201705	201706	201707	201708	201709	201710	201711	201712	Totals
Receipts													
Receipts from Alberta Facilities	8,913.8	7,848.3	8,332.4	8,277.5	8,709.7	8,049.5	8,205.5	7,914.1	9,242.5	9,772.3	9,590.4	8,611.6	103,467.6
Receipts from Non-Alberta Facilities	0.0	0.0	0.0	0.0	0.0	0.0	0.0	0.0	0.0	0.0	0.0	0.0	0.0
Dispositions													
Disposition													
Battery	0.0	0.0	0.0	0.0	0.0	0.0	0.0	0.0	0.0	0.0	0.0	0.0	0.0
Gas Gathering System	82.7	77.6	84.7	72.8	73.6	69.7	70.8	66.4	69.2	69.6	67.3	71.8	876.2
Gas Plant	0.0	0.0	0.0	0.0	0.0	0.0	0.0	0.0	0.0	0.0	0.0	0.0	0.0
Injection Facility	0.0	0.0	0.0	0.0	0.0	0.0	0.0	0.0	0.0	0.0	0.0	0.0	0.0
Meter Station	7,778.0	6,822.7	7,265.3	7,245.0	7,652.2	7,022.9	7,113.2	6,828.7	8,005.3	8,536.0	7,849.3	7,534.3	89,652.9
Other	0.0	0.0	0.0	0.0	0.0	0.0	0.0	0.0	0.0	0.0	0.0	0.0	0.0
Alberta Commercial	0.0	0.0	0.0	0.0	0.0	0.0	0.0	0.0	0.0	0.0	0.0	0.0	0.0
Alberta Industrial	0.0	0.0	0.0	0.0	0.0	0.0	0.0	0.0	0.0	0.0	0.0	0.0	0.0
Alberta Residential	0.0	0.0	0.0	0.0	0.0	0.0	0.0	0.0	0.0	0.0	0.0	0.0	0.0
Alberta Elec.Generation	0.0	0.0	0.0	0.0	0.0	0.0	0.0	0.0	0.0	0.0	0.0	0.0	0.0
Shrinkage													
Acid Gas	0.0	0.0	0.0	0.0	0.0	0.0	0.0	0.0	0.0	0.0	0.0	0.0	0.0
Other products	361.7	360.6	360.8	364.0	397.9	365.1	307.4	380.2	408.1	444.0	376.1	374.6	4,500.5
Fuel	402.6	360.1	366.2	361.6	379.3	353.2	356.7	346.1	439.1	449.2	451.4	422.5	4,688.0
Flared	6.2	5.6	6.2	6.0	6.2	6.0	6.2	6.2	6.0	6.2	6.0	16.0	82.8
Vented	2.1	1.9	0.3	0.3	0.3	2.1	1.7	0.0	0.0	0.0	0.0	0.0	8.7
Diff and Other	280.5	219.8	248.9	227.8	200.2	230.5	349.5	286.5	314.8	267.3	840.3	192.4	3,658.5
Process and Frac													
Pentanes Plus	155.9	162.7	154.1	146.2	116.4	100.4	121.9	149.0	68.5	216.8	238.5	218.6	1,849.0
Propane	0.0	0.0	0.0	0.0	0.0	0.0	0.0	0.0	0.0	0.0	0.0	0.0	0.0
Butanes	0.0	0.0	0.0	0.0	0.0	0.0	0.0	0.0	0.0	0.0	0.0	0.0	0.0
Ethane	0.0	0.0	0.0	0.0	0.0	0.0	0.0	0.0	0.0	0.0	0.0	0.0	0.0
NGL	1,380.3	1,360.2	1,363.7	1,368.9	1,557.3	1,436.7	1,177.0	1,452.1	1,636.9	1,664.3	1,357.4	1,369.7	17,124.5
Sulphur	0.0	0.0	0.0	0.0	0.0	0.0	0.0	0.0	0.0	0.0	0.0	0.0	0.0
Sulphur Closing Inv	0.0	0.0	0.0	0.0	0.0	0.0	0.0	0.0	0.0	0.0	0.0	0.0	0.0

Unit of Measurement: Gas and Gas equivalent products: 1000m3, Liquids: m3, Sulphur: MTS

VPR6200

Facility ID ABGP0094322

Facility Name BASHAW 12-32-41-20W4 GAS PLANT

Facility Licence # 38101

Facility Operator A517 LONG RUN

Production Month	201701	201702	201703	201704	201705	201706	201707	201708	201709	201710	201711	201712	Totals
Receipts													
Receipts from Alberta Facilities	887.8	1,273.1	939.7	726.6	792.6	738.3	747.7	652.9	655.1	621.5	1,218.2	1,108.5	10,362.0
Receipts from Non-Alberta Facilities	0.0	0.0	0.0	0.0	0.0	0.0	0.0	0.0	0.0	0.0	0.0	0.0	0.0
Dispositions													
Disposition													
Battery	0.0	0.0	0.5	0.5	0.5	0.3	0.0	0.0	0.3	0.3	0.5	0.5	3.4
Gas Gathering System	0.0	0.0	0.0	0.0	0.0	0.0	0.0	0.0	0.0	0.0	0.0	0.0	0.0
Gas Plant	0.0	0.0	0.0	0.0	0.0	0.0	0.0	0.0	0.0	0.0	0.0	0.0	0.0
Injection Facility	0.0	0.0	0.0	0.0	0.0	0.0	0.0	0.0	0.0	0.0	0.0	0.0	0.0
Meter Station	818.4	1,153.3	783.3	601.3	670.1	615.3	675.6	590.0	605.0	583.4	1,202.6	979.8	9,278.1
Other	0.0	0.0	0.0	0.0	0.0	0.0	0.0	0.0	0.0	0.0	0.0	0.0	0.0
Alberta Commercial	0.0	0.0	0.0	0.0	0.0	0.0	0.0	0.0	0.0	0.0	0.0	0.0	0.0
Alberta Industrial	0.0	0.0	0.0	0.0	0.0	0.0	0.0	0.0	0.0	0.0	0.0	0.0	0.0
Alberta Residential	0.0	0.0	0.0	0.0	0.0	0.0	0.0	0.0	0.0	0.0	0.0	0.0	0.0
Alberta Elec.Generation	0.0	0.0	0.0	0.0	0.0	0.0	0.0	0.0	0.0	0.0	0.0	0.0	0.0
Shrinkage													
Acid Gas	0.0	0.0	0.0	0.0	0.0	0.0	0.0	0.0	0.0	0.0	0.0	0.0	0.0
Other products	10.9	10.6	14.2	9.2	10.7	10.9	9.8	8.6	7.7	7.0	8.2	20.7	128.5
Fuel	15.9	14.4	15.9	15.4	15.9	15.4	15.9	15.9	15.4	15.9	15.4	15.9	187.3
Flared	1.1	1.5	0.1	0.4	0.5	0.4	1.0	1.1	0.4	0.4	0.1	0.4	7.4
Vented	0.0	0.0	0.0	0.0	0.0	0.0	0.0	0.0	0.0	0.0	0.0	0.0	0.0
Diff and Other	41.5	93.3	125.7	99.8	94.9	96.0	45.4	37.3	26.3	14.5	-8.6	91.2	757.3
Process and Frac													
Pentanes Plus	0.7	2.3	2.3	1.3	0.9	0.5	0.2	0.2	0.4	0.7	0.6	7.7	17.8
Propane	0.0	0.0	0.0	0.0	0.0	0.0	0.0	0.0	0.0	0.0	0.0	0.0	0.0
Butanes	0.0	0.0	0.0	0.0	0.0	0.0	0.0	0.0	0.0	0.0	0.0	0.0	0.0
Ethane	0.0	0.0	0.0	0.0	0.0	0.0	0.0	0.0	0.0	0.0	0.0	0.0	0.0
NGL	47.6	44.6	60.6	39.1	46.2	47.4	43.7	38.5	34.0	30.6	36.8	85.5	554.6
Sulphur	0.0	0.0	0.0	0.0	0.0	0.0	0.0	0.0	0.0	0.0	0.0	0.0	0.0
Sulphur Closing Inv	0.0	0.0	0.0	0.0	0.0	0.0	0.0	0.0	0.0	0.0	0.0	0.0	0.0

Unit of Measurement: Gas and Gas equivalent products: 1000m3, Liquids: m3, Sulphur: MTS

VPR6200

Facility ID ABGP0094379

Facility Name Jupiter Kakwa 01-35-060-05W6 GP

Facility Licence # 36627

Facility Operator A6X1 JUPITER

Production Month	201701	201702	201703	201704	201705	201706	201707	201708	201709	201710	201711	201712	Totals
Receipts													
Receipts from Alberta Facilities	19,445.9	15,771.4	11,857.2	13,753.8	10,741.4	12,826.3	11,877.2	1,588.9	1,793.4	1,699.5	7,658.9	12,802.4	121,816.3
Receipts from Non-Alberta Facilities	0.0	0.0	0.0	0.0	0.0	0.0	0.0	0.0	0.0	0.0	0.0	0.0	0.0
Dispositions													
Disposition													
Battery	137.3	73.6	98.5	10.4	0.4	0.0	0.0	0.0	52.7	65.2	76.3	38.0	552.4
Gas Gathering System	1,274.1	1,489.9	1,681.6	1,636.2	1,618.9	1,549.4	1,598.1	1,327.4	1,534.5	1,371.3	1,549.4	1,562.6	18,193.4
Gas Plant	0.0	0.0	0.0	0.0	0.0	0.0	0.0	0.0	0.0	0.0	0.0	0.0	0.0
Injection Facility	0.0	0.0	0.0	0.0	0.0	0.0	0.0	0.0	0.0	0.0	0.0	0.0	0.0
Meter Station	16,640.2	12,583.3	8,074.5	10,999.8	7,747.5	10,032.0	9,232.0	0.0	0.0	0.0	5,210.4	9,772.1	90,291.8
Other	0.0	0.0	0.0	0.0	0.0	0.0	0.0	0.0	0.0	0.0	0.0	0.0	0.0
Alberta Commercial	0.0	0.0	0.0	0.0	0.0	0.0	0.0	0.0	0.0	0.0	0.0	0.0	0.0
Alberta Industrial	0.0	0.0	0.0	0.0	0.0	0.0	0.0	0.0	0.0	0.0	0.0	0.0	0.0
Alberta Residential	0.0	0.0	0.0	0.0	0.0	0.0	0.0	0.0	0.0	0.0	0.0	0.0	0.0
Alberta Elec.Generation	0.0	0.0	0.0	0.0	0.0	0.0	0.0	0.0	0.0	0.0	0.0	0.0	0.0
Shrinkage													
Acid Gas	0.0	0.0	0.0	0.0	0.0	0.0	0.0	0.0	0.0	0.0	0.0	0.0	0.0
Other products	183.2	222.3	131.1	165.5	140.7	149.8	135.5	0.0	0.0	0.0	53.4	153.9	1,335.4
Fuel	1,242.0	1,318.6	1,359.7	921.4	860.3	557.5	460.0	227.0	179.4	221.9	332.5	660.6	8,340.9
Flared	56.5	55.1	53.9	61.1	49.0	71.1	66.6	34.5	26.8	41.1	61.2	42.2	619.1
Vented	0.1	0.0	0.1	0.2	0.2	0.2	0.1	0.0	0.0	0.0	0.1	0.1	1.1
Diff and Other	-87.5	28.6	457.8	-40.8	324.4	466.3	384.9	0.0	0.0	0.0	375.6	572.9	2,482.2
Process and Frac													
Pentanes Plus	886.2	1,075.7	634.3	800.6	680.9	724.7	655.4	0.0	0.0	0.0	258.6	744.6	6,461.0
Propane	0.0	0.0	0.0	0.0	0.0	0.0	0.0	0.0	0.0	0.0	0.0	0.0	0.0
Butanes	0.0	0.0	0.0	0.0	0.0	0.0	0.0	0.0	0.0	0.0	0.0	0.0	0.0
Ethane	0.0	0.0	0.0	0.0	0.0	0.0	0.0	0.0	0.0	0.0	0.0	0.0	0.0
NGL	0.0	0.0	0.0	0.0	0.0	0.0	0.0	0.0	0.0	0.0	0.0	0.0	0.0
Sulphur	0.0	0.0	0.0	0.0	0.0	0.0	0.0	0.0	0.0	0.0	0.0	0.0	0.0
Sulphur Closing Inv	0.0	0.0	0.0	0.0	0.0	0.0	0.0	0.0	0.0	0.0	0.0	0.0	0.0

Unit of Measurement: Gas and Gas equivalent products: 1000m3, Liquids: m3, Sulphur: MTS

VPR6200

Facility ID ABGP0094382

Facility Name 7G LATOR 01-21-63-02W6 GAS PLANT

Facility Licence # 37513

Facility Operator A54C 7GEN

Production Month	201701	201702	201703	201704	201705	201706	201707	201708	201709	201710	201711	201712	Totals
Receipts													
Receipts from Alberta Facilities	31,569.9	27,893.4	35,024.4	35,602.7	31,393.3	37,751.6	38,993.5	38,907.9	40,176.6	41,339.4	41,704.8	46,672.8	447,030.3
Receipts from Non-Alberta Facilities	0.0	0.0	0.0	0.0	0.0	0.0	0.0	0.0	0.0	0.0	0.0	0.0	0.0
Dispositions													
Disposition													
Battery	0.0	0.0	0.0	0.0	0.0	0.0	0.0	0.0	0.0	0.0	0.0	0.0	0.0
Gas Gathering System	0.0	0.0	0.0	0.0	0.0	0.0	0.0	0.0	0.0	0.0	0.0	0.0	0.0
Gas Plant	0.0	0.0	0.0	0.0	0.0	0.0	0.0	0.0	0.0	0.0	0.0	0.0	0.0
Injection Facility	0.0	0.0	0.0	0.0	0.0	0.0	0.0	0.0	0.0	0.0	0.0	0.0	0.0
Meter Station	30,096.4	25,617.4	31,883.1	32,912.1	30,518.7	35,157.7	36,442.3	35,496.2	35,033.8	37,389.5	38,500.6	43,248.0	412,295.8
Other	0.0	0.0	0.0	0.0	0.0	0.0	0.0	0.0	0.0	0.0	0.0	0.0	0.0
Alberta Commercial	0.0	0.0	0.0	0.0	0.0	0.0	0.0	0.0	0.0	0.0	0.0	0.0	0.0
Alberta Industrial	0.0	0.0	0.0	0.0	0.0	0.0	0.0	0.0	0.0	0.0	0.0	0.0	0.0
Alberta Residential	0.0	0.0	0.0	0.0	0.0	0.0	0.0	0.0	0.0	0.0	0.0	0.0	0.0
Alberta Elec.Generation	0.0	0.0	0.0	0.0	0.0	0.0	0.0	0.0	0.0	0.0	0.0	0.0	0.0
Shrinkage													
Acid Gas	0.0	0.0	0.0	0.0	0.0	0.0	0.0	0.0	0.0	0.0	0.0	0.0	0.0
Other products	2,589.2	2,361.9	3,066.9	2,961.2	2,919.4	3,748.3	4,000.8	4,088.6	3,924.9	3,862.1	3,963.0	4,121.2	41,607.5
Fuel	0.0	656.7	874.1	831.3	748.8	885.0	936.3	934.1	862.1	1,006.4	1,006.5	1,046.4	9,787.7
Flared	0.0	13.3	1.5	1.8	9.1	9.1	9.2	22.4	7.5	7.3	2.5	2.5	86.2
Vented	0.0	0.0	0.0	0.0	0.0	0.0	0.0	0.0	0.0	0.0	0.0	0.0	0.0
Diff and Other	-1,115.7	-755.9	-801.2	-1,103.7	-2,802.7	-2,048.5	-2,395.1	-1,633.4	348.3	-925.9	-1,767.8	-1,745.3	-16,746.9
Process and Frac													
Pentanes Plus	3,109.3	2,511.4	3,744.6	3,463.0	2,856.0	3,563.5	3,119.0	2,837.7	2,555.6	2,842.0	2,643.3	2,286.6	35,532.0
Propane	0.0	0.0	0.0	0.0	0.0	0.0	0.0	0.0	0.0	0.0	0.0	0.0	0.0
Butanes	0.0	0.0	0.0	0.0	0.0	0.0	0.0	0.0	0.0	0.0	0.0	0.0	0.0
Ethane	0.0	0.0	0.0	0.0	0.0	0.0	0.0	0.0	0.0	0.0	0.0	0.0	0.0
NGL	8,446.4	7,893.1	9,881.7	9,680.0	10,055.5	12,986.5	14,487.4	15,113.7	14,683.0	14,142.2	14,642.1	15,690.7	147,702.3
Sulphur	0.0	0.0	0.0	0.0	0.0	0.0	0.0	0.0	0.0	0.0	0.0	0.0	0.0
Sulphur Closing Inv	0.0	0.0	0.0	0.0	0.0	0.0	0.0	0.0	0.0	0.0	0.0	0.0	0.0

Unit of Measurement: Gas and Gas equivalent products: 1000m3, Liquids: m3, Sulphur: MTS

VPR6200

Facility ID ABGP0094954

Facility Name Encana Resthaven 8-11-60-3W6 GP

Facility Licence # 34129

Facility Operator A5A3 PEMBINA GASSER

Production Month	201701	201702	201703	201704	201705	201706	201707	201708	201709	201710	201711	201712	Totals
Receipts													
Receipts from Alberta Facilities	180,130.1	63,088.2	193,971.5	167,558.5	148,252.3	187,747.9	172,604.6	138,166.4	143,133.7	153,835.7	199,481.6	179,881.5	1,927,852.0
Receipts from Non-Alberta Facilities	0.0	0.0	0.0	0.0	0.0	0.0	0.0	0.0	0.0	0.0	0.0	0.0	0.0
Dispositions													
Disposition													
Battery	0.0	0.0	0.0	0.0	0.0	0.0	0.0	0.0	0.0	0.0	0.0	0.0	0.0
Gas Gathering System	0.9	0.8	0.9	0.9	0.9	0.9	0.9	0.9	0.0	0.0	0.0	0.0	7.1
Gas Plant	0.0	0.0	0.0	0.0	0.0	0.0	0.0	0.0	0.0	0.0	0.0	0.0	0.0
Injection Facility	0.0	0.0	0.0	0.0	0.0	0.0	0.0	0.0	0.0	0.0	0.0	0.0	0.0
Meter Station	150,242.9	52,273.8	163,496.7	140,835.1	124,800.0	156,398.8	143,774.7	115,037.9	118,819.2	128,459.8	168,085.1	153,431.2	1,615,655.2
Other	0.0	0.0	0.0	0.0	0.0	0.0	0.0	0.0	0.0	0.0	0.0	0.0	0.0
Alberta Commercial	0.0	0.0	0.0	0.0	0.0	0.0	0.0	0.0	0.0	0.0	0.0	0.0	0.0
Alberta Industrial	0.0	0.0	0.0	0.0	0.0	0.0	0.0	0.0	0.0	0.0	0.0	0.0	0.0
Alberta Residential	0.0	0.0	0.0	0.0	0.0	0.0	0.0	0.0	0.0	0.0	0.0	0.0	0.0
Alberta Elec.Generation	0.0	0.0	0.0	0.0	0.0	0.0	0.0	0.0	0.0	0.0	0.0	0.0	0.0
Shrinkage													
Acid Gas	0.0	0.0	0.0	0.0	0.0	0.0	0.0	0.0	0.0	0.0	0.0	0.0	0.0
Other products	21,522.4	7,438.2	22,028.3	19,361.8	16,065.7	22,268.1	20,329.8	16,094.7	16,745.8	17,647.3	21,724.2	17,714.6	218,940.9
Fuel	6,082.9	2,584.7	6,664.4	5,950.8	5,553.1	6,530.9	6,390.7	5,508.1	5,498.3	5,682.5	6,607.6	6,178.7	69,232.7
Flared	352.9	333.5	368.4	235.5	384.7	416.3	441.3	328.6	242.6	402.3	492.6	332.7	4,331.4
Vented	0.0	0.0	0.0	0.0	0.0	0.0	0.0	0.0	0.0	0.0	0.0	0.0	0.0
Diff and Other	1,928.1	457.2	1,412.8	1,174.4	1,447.9	2,132.9	1,667.2	1,196.2	1,827.8	1,643.8	2,572.1	2,224.3	19,684.7
Process and Frac													
Pentanes Plus	9,075.2	3,283.9	9,591.1	8,364.9	6,764.0	8,184.9	6,815.9	5,909.4	6,509.5	6,608.9	8,458.4	7,546.1	87,112.2
Propane	0.0	0.0	0.0	0.0	0.0	0.0	0.0	0.0	0.0	0.0	0.0	0.0	0.0
Butanes	0.0	0.0	0.0	0.0	0.0	0.0	0.0	0.0	0.0	0.0	0.0	0.0	0.0
Ethane	0.0	0.0	0.0	0.0	0.0	0.0	0.0	0.0	0.0	0.0	0.0	0.0	0.0
NGL	71,820.8	24,732.8	73,417.0	64,780.3	53,907.2	75,624.6	69,441.0	54,636.0	56,485.3	59,786.2	73,212.5	59,225.4	737,069.1
Sulphur	0.0	0.0	0.0	0.0	0.0	0.0	0.0	0.0	0.0	0.0	0.0	0.0	0.0
Sulphur Closing Inv	0.0	0.0	0.0	0.0	0.0	0.0	0.0	0.0	0.0	0.0	0.0	0.0	0.0

Unit of Measurement: Gas and Gas equivalent products: 1000m3, Liquids: m3, Sulphur: MTS

VPR6200

Facility ID ABGP0094957

Facility Name Encana Resthaven 7-11-60-3W6 GP

Facility Licence # 25399

Facility Operator A6X1

Production Month	201701	201702	201703	201704	201705	201706	201707	201708	201709	201710	201711	201712	Totals
	SHUTIN	SHUTIN	SHUTIN	SHUTIN	SHUTIN	SHUTIN	SHUTIN	SHUTIN	SHUTIN	SHUTIN	SHUTIN	SHUTIN	
Receipts													
Receipts from Alberta Facilities	0.0	0.0	0.0	0.0	0.0	0.0	0.0	0.0	0.0	0.0	0.0	0.0	0.0
Receipts from Non-Alberta Facilities	0.0	0.0	0.0	0.0	0.0	0.0	0.0	0.0	0.0	0.0	0.0	0.0	0.0
Dispositions													
Disposition													
Battery	0.0	0.0	0.0	0.0	0.0	0.0	0.0	0.0	0.0	0.0	0.0	0.0	0.0
Gas Gathering System	0.0	0.0	0.0	0.0	0.0	0.0	0.0	0.0	0.0	0.0	0.0	0.0	0.0
Gas Plant	0.0	0.0	0.0	0.0	0.0	0.0	0.0	0.0	0.0	0.0	0.0	0.0	0.0
Injection Facility	0.0	0.0	0.0	0.0	0.0	0.0	0.0	0.0	0.0	0.0	0.0	0.0	0.0
Meter Station	0.0	0.0	0.0	0.0	0.0	0.0	0.0	0.0	0.0	0.0	0.0	0.0	0.0
Other	0.0	0.0	0.0	0.0	0.0	0.0	0.0	0.0	0.0	0.0	0.0	0.0	0.0
Alberta Commercial	0.0	0.0	0.0	0.0	0.0	0.0	0.0	0.0	0.0	0.0	0.0	0.0	0.0
Alberta Industrial	0.0	0.0	0.0	0.0	0.0	0.0	0.0	0.0	0.0	0.0	0.0	0.0	0.0
Alberta Residential	0.0	0.0	0.0	0.0	0.0	0.0	0.0	0.0	0.0	0.0	0.0	0.0	0.0
Alberta Elec.Generation	0.0	0.0	0.0	0.0	0.0	0.0	0.0	0.0	0.0	0.0	0.0	0.0	0.0
Shrinkage													
Acid Gas	0.0	0.0	0.0	0.0	0.0	0.0	0.0	0.0	0.0	0.0	0.0	0.0	0.0
Other products	0.0	0.0	0.0	0.0	0.0	0.0	0.0	0.0	0.0	0.0	0.0	0.0	0.0
Fuel	0.0	0.0	0.0	0.0	0.0	0.0	0.0	0.0	0.0	0.0	0.0	0.0	0.0
Flared	0.0	0.0	0.0	0.0	0.0	0.0	0.0	0.0	0.0	0.0	0.0	0.0	0.0
Vented	0.0	0.0	0.0	0.0	0.0	0.0	0.0	0.0	0.0	0.0	0.0	0.0	0.0
Diff and Other	0.0	0.0	0.0	0.0	0.0	0.0	0.0	0.0	0.0	0.0	0.0	0.0	0.0
Process and Frac													
Pentanes Plus	0.0	0.0	0.0	0.0	0.0	0.0	0.0	0.0	0.0	0.0	0.0	0.0	0.0
Propane	0.0	0.0	0.0	0.0	0.0	0.0	0.0	0.0	0.0	0.0	0.0	0.0	0.0
Butanes	0.0	0.0	0.0	0.0	0.0	0.0	0.0	0.0	0.0	0.0	0.0	0.0	0.0
Ethane	0.0	0.0	0.0	0.0	0.0	0.0	0.0	0.0	0.0	0.0	0.0	0.0	0.0
NGL	0.0	0.0	0.0	0.0	0.0	0.0	0.0	0.0	0.0	0.0	0.0	0.0	0.0
Sulphur	0.0	0.0	0.0	0.0	0.0	0.0	0.0	0.0	0.0	0.0	0.0	0.0	0.0
Sulphur Closing Inv	0.0	0.0	0.0	0.0	0.0	0.0	0.0	0.0	0.0	0.0	0.0	0.0	0.0

VPR6200

Facility ID ABGP0095721

Facility Name GEM GAS PLANT

Facility Licence # 23286

Facility Operator A7NW TXNE

Production Month	201701	201702	201703	201704	201705	201706	201707	201708	201709	201710	201711	201712	Totals
Receipts													
Receipts from Alberta Facilities	8,239.9	7,324.1	7,809.8	6,043.9	8,552.6	7,788.1	7,799.9	7,829.5	7,362.5	7,332.4	7,258.0	7,187.9	90,528.6
Receipts from Non-Alberta Facilities	0.0	0.0	0.0	0.0	0.0	0.0	0.0	0.0	0.0	0.0	0.0	0.0	0.0
Dispositions													
Disposition													
Battery	0.0	0.0	0.0	0.0	0.0	0.0	0.0	0.0	0.0	0.0	0.0	0.0	0.0
Gas Gathering System	0.0	0.0	0.0	0.0	0.0	0.0	0.0	0.0	0.0	0.0	0.0	0.0	0.0
Gas Plant	0.0	0.0	0.0	0.0	0.0	0.0	0.0	0.0	0.0	0.0	0.0	0.0	0.0
Injection Facility	0.0	0.0	0.0	0.0	0.0	0.0	0.0	0.0	0.0	0.0	0.0	0.0	0.0
Meter Station	8,124.7	7,411.4	7,894.2	5,949.4	8,460.5	7,694.7	7,657.1	7,546.1	7,223.1	7,177.5	7,134.8	7,058.8	89,332.3
Other	0.0	0.0	0.0	0.0	0.0	0.0	0.0	0.0	0.0	0.0	0.0	0.0	0.0
Alberta Commercial	0.0	0.0	0.0	0.0	0.0	0.0	0.0	0.0	0.0	0.0	0.0	0.0	0.0
Alberta Industrial	0.0	0.0	0.0	0.0	0.0	0.0	0.0	0.0	0.0	0.0	0.0	0.0	0.0
Alberta Residential	0.0	0.0	0.0	0.0	0.0	0.0	0.0	0.0	0.0	0.0	0.0	0.0	0.0
Alberta Elec.Generation	0.0	0.0	0.0	0.0	0.0	0.0	0.0	0.0	0.0	0.0	0.0	0.0	0.0
Shrinkage													
Acid Gas	0.0	0.0	0.0	0.0	0.0	0.0	0.0	0.0	0.0	0.0	0.0	0.0	0.0
Other products	10.1	6.1	6.6	9.1	6.9	7.7	5.9	8.1	4.9	7.4	7.3	7.7	87.8
Fuel	215.0	193.9	208.5	154.6	211.9	208.4	206.5	212.7	205.8	197.2	200.9	208.3	2,423.7
Flared	0.0	0.0	0.0	0.0	0.0	0.0	0.0	0.0	0.0	0.0	0.0	0.0	0.0
Vented	0.1	0.2	0.2	0.2	0.2	1.0	1.0	1.9	0.3	3.7	1.5	0.2	10.5
Diff and Other	-110.0	-287.5	-299.7	-69.4	-126.9	-123.7	-70.6	60.7	-71.6	-53.4	-86.5	-87.1	-1,325.7
Process and Frac													
Pentanes Plus	48.8	29.7	32.0	44.2	33.4	37.1	28.4	39.4	23.7	36.0	35.3	37.4	425.4
Propane	0.0	0.0	0.0	0.0	0.0	0.0	0.0	0.0	0.0	0.0	0.0	0.0	0.0
Butanes	0.0	0.0	0.0	0.0	0.0	0.0	0.0	0.0	0.0	0.0	0.0	0.0	0.0
Ethane	0.0	0.0	0.0	0.0	0.0	0.0	0.0	0.0	0.0	0.0	0.0	0.0	0.0
NGL	0.0	0.0	0.0	0.0	0.0	0.0	0.0	0.0	0.0	0.0	0.0	0.0	0.0
Sulphur	0.0	0.0	0.0	0.0	0.0	0.0	0.0	0.0	0.0	0.0	0.0	0.0	0.0
Sulphur Closing Inv	0.0	0.0	0.0	0.0	0.0	0.0	0.0	0.0	0.0	0.0	0.0	0.0	0.0

Unit of Measurement: Gas and Gas equivalent products: 1000m3, Liquids: m3, Sulphur: MTS

VPR6200

Facility ID ABGP0095741

Facility Name VELVET EDSON 12-15-53-15W5 GAS PLANT

Facility Licence # 38254

Facility Operator A5YK VELVET

Production Month	201701	201702	201703	201704	201705	201706	201707	201708	201709	201710	201711	201712	Totals
Receipts													
Receipts from Alberta Facilities	18,217.7	17,277.5	18,325.8	18,850.0	22,160.6	22,207.7	22,040.7	22,234.5	21,600.9	18,539.8	22,242.3	22,645.7	246,343.2
Receipts from Non-Alberta Facilities	0.0	0.0	0.0	0.0	0.0	0.0	0.0	0.0	0.0	0.0	0.0	0.0	0.0
Dispositions													
Disposition													
Battery	0.0	0.0	0.0	0.0	0.0	0.0	0.0	0.0	0.0	0.0	0.0	0.0	0.0
Gas Gathering System	0.0	0.0	0.0	0.0	0.0	0.0	0.0	0.0	0.0	0.0	0.0	0.0	0.0
Gas Plant	0.0	0.0	0.0	0.0	0.0	0.0	0.0	0.0	0.0	0.0	0.0	0.0	0.0
Injection Facility	0.0	0.0	0.0	0.0	0.0	0.0	0.0	0.0	0.0	0.0	0.0	0.0	0.0
Meter Station	16,968.6	15,899.2	17,002.9	17,579.7	20,906.1	20,388.8	20,111.1	20,681.7	20,163.6	17,291.4	20,520.3	20,933.0	228,446.4
Other	0.0	0.0	0.0	0.0	0.0	0.0	0.0	0.0	0.0	0.0	0.0	0.0	0.0
Alberta Commercial	0.0	0.0	0.0	0.0	0.0	0.0	0.0	0.0	0.0	0.0	0.0	0.0	0.0
Alberta Industrial	0.0	0.0	0.0	0.0	0.0	0.0	0.0	0.0	0.0	0.0	0.0	0.0	0.0
Alberta Residential	0.0	0.0	0.0	0.0	0.0	0.0	0.0	0.0	0.0	0.0	0.0	0.0	0.0
Alberta Elec.Generation	0.0	0.0	0.0	0.0	0.0	0.0	0.0	0.0	0.0	0.0	0.0	0.0	0.0
Shrinkage													
Acid Gas	0.0	0.0	0.0	0.0	0.0	0.0	0.0	0.0	0.0	0.0	0.0	0.0	0.0
Other products	1,523.5	1,605.0	1,498.9	1,598.8	1,500.2	1,881.7	1,792.7	1,683.8	1,723.3	1,562.0	2,117.8	2,063.9	20,551.6
Fuel	697.1	639.5	697.8	496.5	754.5	751.1	772.9	783.8	758.4	668.7	756.4	773.6	8,550.3
Flared	2.4	1.6	2.3	2.9	4.4	1.3	1.6	1.3	0.0	4.8	1.2	2.2	26.0
Vented	15.5	14.0	15.5	15.0	15.5	15.3	16.4	16.7	15.0	15.9	16.0	16.6	187.4
Diff and Other	-989.4	-881.8	-891.6	-842.9	-1,020.1	-830.5	-654.0	-932.8	-1,059.4	-1,003.0	-1,169.4	-1,143.6	-11,418.5
Process and Frac													
Pentanes Plus	3,510.9	4,080.4	3,589.8	4,244.2	3,303.3	5,176.0	4,411.9	3,516.0	3,432.5	3,176.9	5,062.8	4,877.4	48,382.1
Propane	0.0	0.0	0.0	0.0	0.0	0.0	0.0	0.0	0.0	0.0	0.0	0.0	0.0
Butanes	0.0	0.0	0.0	0.0	0.0	0.0	0.0	0.0	0.0	0.0	0.0	0.0	0.0
Ethane	0.0	0.0	0.0	0.0	0.0	0.0	0.0	0.0	0.0	0.0	0.0	0.0	0.0
NGL	3,223.6	3,068.4	3,082.0	2,919.0	3,297.5	3,291.2	3,576.1	3,870.2	4,076.4	3,635.2	4,273.8	4,216.6	42,530.0
Sulphur	0.0	0.0	0.0	0.0	0.0	0.0	0.0	0.0	0.0	0.0	0.0	0.0	0.0
Sulphur Closing Inv	0.0	0.0	0.0	0.0	0.0	0.0	0.0	0.0	0.0	0.0	0.0	0.0	0.0

Unit of Measurement: Gas and Gas equivalent products: 1000m3, Liquids: m3, Sulphur: MTS

VPR6200

Facility ID ABGP0096335

Facility Name DUVERNAY SUNDANCE GAS PLANT 15-7

Facility Licence # 36433

Facility Operator A573 TOURMALINE

Production Month	201701	201702	201703	201704	201705	201706	201707	201708	201709	201710	201711	201712	Totals
Receipts													
Receipts from Alberta Facilities	46,425.8	43,751.0	53,380.3	53,830.6	58,902.7	58,831.8	53,730.7	50,039.0	57,156.7	54,678.0	50,811.5	62,446.3	643,984.4
Receipts from Non-Alberta Facilities	0.0	0.0	0.0	0.0	0.0	0.0	0.0	0.0	0.0	0.0	0.0	0.0	0.0
Dispositions													
Disposition													
Battery	0.0	0.0	0.0	0.0	0.0	0.0	0.0	0.0	0.0	0.0	0.0	0.0	0.0
Gas Gathering System	0.0	0.0	0.0	0.0	0.0	0.0	0.0	0.0	0.0	0.0	0.0	0.0	0.0
Gas Plant	0.0	0.0	0.0	0.0	0.0	0.0	0.0	0.0	0.0	0.0	0.0	0.0	0.0
Injection Facility	0.0	0.0	0.0	0.0	0.0	0.0	0.0	0.0	0.0	0.0	0.0	0.0	0.0
Meter Station	45,319.8	43,484.3	53,948.5	51,683.8	56,662.3	56,573.7	53,086.5	46,960.1	54,899.1	52,436.8	49,182.4	60,550.4	624,787.7
Other	0.0	0.0	0.0	0.0	0.0	0.0	0.0	0.0	0.0	0.0	0.0	0.0	0.0
Alberta Commercial	0.0	0.0	0.0	0.0	0.0	0.0	0.0	0.0	0.0	0.0	0.0	0.0	0.0
Alberta Industrial	0.0	0.0	0.0	0.0	0.0	0.0	0.0	0.0	0.0	0.0	0.0	0.0	0.0
Alberta Residential	0.0	0.0	0.0	0.0	0.0	0.0	0.0	0.0	0.0	0.0	0.0	0.0	0.0
Alberta Elec.Generation	0.0	0.0	0.0	0.0	0.0	0.0	0.0	0.0	0.0	0.0	0.0	0.0	0.0
Shrinkage													
Acid Gas	0.0	0.0	0.0	0.0	0.0	0.0	0.0	0.0	0.0	0.0	0.0	0.0	0.0
Other products	164.8	236.9	171.5	204.7	239.7	205.7	233.7	232.1	267.2	261.7	260.7	215.8	2,694.5
Fuel	0.0	1,891.2	1,288.8	2,009.9	2,131.3	1,974.2	1,825.1	1,505.3	1,758.4	1,758.8	1,754.8	2,029.1	19,926.9
Flared	0.0	0.0	0.0	0.0	0.0	14.1	6.9	0.0	12.5	13.8	6.5	8.1	61.9
Vented	0.0	0.0	0.0	0.0	0.0	0.2	0.1	0.0	0.1	0.1	0.1	0.1	0.7
Diff and Other	941.2	-1,861.4	-2,028.5	-67.8	-130.6	63.9	-1,421.6	1,341.5	219.4	206.8	-393.0	-357.2	-3,487.3
Process and Frac													
Pentanes Plus	797.6	1,146.4	829.7	990.5	1,159.6	995.2	1,130.6	1,123.0	1,293.0	1,266.2	1,261.3	1,044.1	13,037.2
Propane	0.0	0.0	0.0	0.0	0.0	0.0	0.0	0.0	0.0	0.0	0.0	0.0	0.0
Butanes	0.0	0.0	0.0	0.0	0.0	0.0	0.0	0.0	0.0	0.0	0.0	0.0	0.0
Ethane	0.0	0.0	0.0	0.0	0.0	0.0	0.0	0.0	0.0	0.0	0.0	0.0	0.0
NGL	0.0	0.0	0.0	0.0	0.0	0.0	0.0	0.0	0.0	0.0	0.0	0.0	0.0
Sulphur	0.0	0.0	0.0	0.0	0.0	0.0	0.0	0.0	0.0	0.0	0.0	0.0	0.0
Sulphur Closing Inv	0.0	0.0	0.0	0.0	0.0	0.0	0.0	0.0	0.0	0.0	0.0	0.0	0.0

Unit of Measurement: Gas and Gas equivalent products: 1000m3, Liquids: m3, Sulphur: MTS

VPR6200

Facility ID ABGP0097389

Facility Name TRILOGY SMOKY RIVER 06-16 GPL

Facility Licence # 38961

Facility Operator OAW4 PARA

Production Month	201701	201702	201703	201704	201705	201706	201707	201708	201709	201710	201711	201712	Totals
Receipts													
Receipts from Alberta Facilities	1,325.5	1,565.0	1,699.1	1,408.4	1,546.0	1,354.3	1,605.1	1,519.3	1,338.5	1,251.0	992.4	101.8	15,706.4
Receipts from Non-Alberta Facilities	0.0	0.0	0.0	0.0	0.0	0.0	0.0	0.0	0.0	0.0	0.0	0.0	0.0
Dispositions													
Disposition													
Battery	0.0	0.0	0.0	0.0	0.0	0.0	0.0	0.0	0.0	0.0	0.0	0.0	0.0
Gas Gathering System	1,258.1	1,401.5	1,483.8	1,242.3	1,375.0	1,207.5	1,422.2	1,306.6	1,264.1	1,212.6	948.2	84.0	14,205.9
Gas Plant	0.0	0.0	0.0	0.0	0.0	0.0	0.0	0.0	0.0	0.0	0.0	0.0	0.0
Injection Facility	0.0	0.0	0.0	0.0	0.0	0.0	0.0	0.0	0.0	0.0	0.0	0.0	0.0
Meter Station	0.0	0.0	0.0	0.0	0.0	0.0	0.0	0.0	0.0	0.0	0.0	0.0	0.0
Other	0.0	0.0	0.0	0.0	0.0	0.0	0.0	0.0	0.0	0.0	0.0	0.0	0.0
Alberta Commercial	0.0	0.0	0.0	0.0	0.0	0.0	0.0	0.0	0.0	0.0	0.0	0.0	0.0
Alberta Industrial	0.0	0.0	0.0	0.0	0.0	0.0	0.0	0.0	0.0	0.0	0.0	0.0	0.0
Alberta Residential	0.0	0.0	0.0	0.0	0.0	0.0	0.0	0.0	0.0	0.0	0.0	0.0	0.0
Alberta Elec.Generation	0.0	0.0	0.0	0.0	0.0	0.0	0.0	0.0	0.0	0.0	0.0	0.0	0.0
Shrinkage													
Acid Gas	0.0	0.0	0.0	0.0	0.0	0.0	0.0	0.0	0.0	0.0	0.0	0.0	0.0
Other products	67.2	96.1	76.3	53.6	53.6	48.7	62.4	59.1	67.0	62.3	47.3	2.9	696.5
Fuel	110.2	93.7	113.5	105.4	94.5	82.5	99.3	100.8	93.2	81.5	101.4	18.8	1,094.8
Flared	0.3	1.0	2.4	0.3	0.6	0.5	0.5	0.3	0.6	0.2	0.5	0.1	7.3
Vented	0.1	0.4	1.1	0.1	0.3	0.2	0.2	0.1	0.3	0.1	0.2	0.0	3.1
Diff and Other	-110.4	-27.7	22.0	6.7	22.0	14.9	20.5	52.4	-86.7	-105.7	-105.2	-4.0	-301.2
Process and Frac													
Pentanes Plus	0.0	0.0	0.0	0.0	0.0	0.0	0.0	0.0	0.0	0.0	0.0	0.0	0.0
Propane	0.0	0.0	0.0	0.0	0.0	0.0	0.0	0.0	0.0	0.0	0.0	0.0	0.0
Butanes	0.0	0.0	0.0	0.0	0.0	0.0	0.0	0.0	0.0	0.0	0.0	0.0	0.0
Ethane	0.0	0.0	0.0	0.0	0.0	0.0	0.0	0.0	0.0	0.0	0.0	0.0	0.0
NGL	279.1	388.2	317.8	223.5	223.6	205.5	262.7	250.2	282.2	254.4	194.2	11.9	2,893.3
Sulphur	0.0	0.0	0.0	0.0	0.0	0.0	0.0	0.0	0.0	0.0	0.0	0.0	0.0
Sulphur Closing Inv	0.0	0.0	0.0	0.0	0.0	0.0	0.0	0.0	0.0	0.0	0.0	0.0	0.0

Unit of Measurement: Gas and Gas equivalent products: 1000m3, Liquids: m3, Sulphur: MTS

VPR6200

Facility ID ABGP0097445

Facility Name DUVERNAY OLDMAN GAS PLANT 10-24

Facility Licence # 37117

Facility Operator A573 TOURMALINE

Production Month	201701	201702	201703	201704	201705	201706	201707	201708	201709	201710	201711	201712	Totals
Receipts													
Receipts from Alberta Facilities	10,497.0	9,830.1	10,378.7	9,774.4	10,007.8	9,920.0	10,221.2	10,045.7	9,667.6	9,871.8	9,305.8	9,959.5	119,479.6
Receipts from Non-Alberta Facilities	0.0	0.0	0.0	0.0	0.0	0.0	0.0	0.0	0.0	0.0	0.0	0.0	0.0
Dispositions													
Disposition													
Battery	0.0	0.0	0.0	0.0	0.0	0.0	0.0	0.0	0.0	0.0	0.0	0.0	0.0
Gas Gathering System	0.0	0.0	0.0	0.0	0.0	0.0	0.0	0.0	0.0	0.0	0.0	0.0	0.0
Gas Plant	0.0	0.0	0.0	0.0	0.0	0.0	0.0	0.0	0.0	0.0	0.0	0.0	0.0
Injection Facility	0.0	0.0	0.0	0.0	0.0	0.0	0.0	0.0	0.0	0.0	0.0	0.0	0.0
Meter Station	10,108.4	9,441.0	10,248.6	9,583.5	9,763.7	9,581.2	9,980.8	9,621.6	9,441.6	9,756.1	9,068.8	9,690.5	116,285.8
Other	0.0	0.0	0.0	0.0	0.0	0.0	0.0	0.0	0.0	0.0	0.0	0.0	0.0
Alberta Commercial	0.0	0.0	0.0	0.0	0.0	0.0	0.0	0.0	0.0	0.0	0.0	0.0	0.0
Alberta Industrial	0.0	0.0	0.0	0.0	0.0	0.0	0.0	0.0	0.0	0.0	0.0	0.0	0.0
Alberta Residential	0.0	0.0	0.0	0.0	0.0	0.0	0.0	0.0	0.0	0.0	0.0	0.0	0.0
Alberta Elec.Generation	0.0	0.0	0.0	0.0	0.0	0.0	0.0	0.0	0.0	0.0	0.0	0.0	0.0
Shrinkage													
Acid Gas	0.0	0.0	0.0	0.0	0.0	0.0	0.0	0.0	0.0	0.0	0.0	0.0	0.0
Other products	111.3	98.0	92.9	102.4	98.9	89.0	104.2	104.6	96.2	109.4	100.5	94.8	1,202.2
Fuel	0.0	0.0	340.5	311.2	334.1	317.8	328.3	320.8	306.4	329.3	313.2	322.9	3,224.5
Flared	0.0	0.0	0.0	0.0	0.0	2.5	1.2	1.5	51.2	14.5	1.0	0.0	71.9
Vented	0.0	0.0	0.0	0.0	0.0	1.5	1.4	2.1	0.0	0.8	1.1	0.0	6.9
Diff and Other	277.3	291.1	-303.3	-222.7	-188.9	-72.0	-194.7	-4.9	-227.8	-338.3	-178.8	-148.7	-1,311.7
Process and Frac													
Pentanes Plus	538.6	474.0	449.4	495.4	478.3	430.6	504.2	506.0	465.7	529.3	486.5	458.6	5,816.6
Propane	0.0	0.0	0.0	0.0	0.0	0.0	0.0	0.0	0.0	0.0	0.0	0.0	0.0
Butanes	0.0	0.0	0.0	0.0	0.0	0.0	0.0	0.0	0.0	0.0	0.0	0.0	0.0
Ethane	0.0	0.0	0.0	0.0	0.0	0.0	0.0	0.0	0.0	0.0	0.0	0.0	0.0
NGL	0.0	0.0	0.0	0.0	0.0	0.0	0.0	0.0	0.0	0.0	0.0	0.0	0.0
Sulphur	0.0	0.0	0.0	0.0	0.0	0.0	0.0	0.0	0.0	0.0	0.0	0.0	0.0
Sulphur Closing Inv	0.0	0.0	0.0	0.0	0.0	0.0	0.0	0.0	0.0	0.0	0.0	0.0	0.0

Unit of Measurement: Gas and Gas equivalent products: 1000m3, Liquids: m3, Sulphur: MTS

VPR6200

Facility ID ABGP0097476

Facility Name BONAVIDA CHINCHAGA 08-25

Facility Licence # 38618

Facility Operator A7LX Wormwood

Production Month	201701	201702	201703	201704	201705	201706	201707	201708	201709	201710	201711	201712	Totals
Receipts													
Receipts from Alberta Facilities	657.8	939.9	898.3	758.2	824.1	800.9	768.1	773.7	728.1	743.5	809.7	753.4	9,455.7
Receipts from Non-Alberta Facilities	0.0	0.0	0.0	0.0	0.0	0.0	0.0	0.0	0.0	0.0	0.0	0.0	0.0
Dispositions													
Disposition													
Battery	0.0	0.0	0.0	0.0	0.0	0.0	0.0	0.0	0.0	0.0	0.0	0.0	0.0
Gas Gathering System	0.0	0.0	0.0	0.0	0.0	0.0	0.0	0.0	0.0	0.0	0.0	0.0	0.0
Gas Plant	0.0	0.0	0.0	0.0	0.0	0.0	0.0	0.0	0.0	0.0	0.0	0.0	0.0
Injection Facility	0.0	0.0	0.0	0.0	0.0	0.0	0.0	0.0	0.0	0.0	0.0	0.0	0.0
Meter Station	526.4	743.5	778.5	701.0	748.0	712.2	737.8	698.3	632.6	719.4	644.4	681.3	8,323.4
Other	0.0	0.0	0.0	0.0	0.0	0.0	0.0	0.0	0.0	0.0	0.0	0.0	0.0
Alberta Commercial	0.0	0.0	0.0	0.0	0.0	0.0	0.0	0.0	0.0	0.0	0.0	0.0	0.0
Alberta Industrial	0.0	0.0	0.0	0.0	0.0	0.0	0.0	0.0	0.0	0.0	0.0	0.0	0.0
Alberta Residential	0.0	0.0	0.0	0.0	0.0	0.0	0.0	0.0	0.0	0.0	0.0	0.0	0.0
Alberta Elec.Generation	0.0	0.0	0.0	0.0	0.0	0.0	0.0	0.0	0.0	0.0	0.0	0.0	0.0
Shrinkage													
Acid Gas	0.0	0.0	0.0	0.0	0.0	0.0	0.0	0.0	0.0	0.0	0.0	0.0	0.0
Other products	0.0	0.0	0.0	0.0	0.0	0.0	0.0	0.0	0.0	0.0	0.0	0.0	0.0
Fuel	86.8	99.6	90.7	76.8	75.6	95.9	102.9	85.6	82.7	114.6	61.4	103.8	1,076.4
Flared	0.0	0.0	0.0	0.0	0.0	0.0	0.0	0.0	0.0	0.0	0.0	0.0	0.0
Vented	0.0	0.0	0.0	0.0	0.0	0.0	0.0	0.0	0.0	0.0	0.0	0.0	0.0
Diff and Other	44.6	96.8	29.1	-19.6	0.5	-7.2	-72.6	-10.2	12.8	-90.5	103.9	-31.7	55.9
Process and Frac													
Pentanes Plus	0.0	0.0	0.0	0.0	0.0	0.0	0.0	0.0	0.0	0.0	0.0	0.0	0.0
Propane	0.0	0.0	0.0	0.0	0.0	0.0	0.0	0.0	0.0	0.0	0.0	0.0	0.0
Butanes	0.0	0.0	0.0	0.0	0.0	0.0	0.0	0.0	0.0	0.0	0.0	0.0	0.0
Ethane	0.0	0.0	0.0	0.0	0.0	0.0	0.0	0.0	0.0	0.0	0.0	0.0	0.0
NGL	0.0	0.0	0.0	0.0	0.0	0.0	0.0	0.0	0.0	0.0	0.0	0.0	0.0
Sulphur	0.0	0.0	0.0	0.0	0.0	0.0	0.0	0.0	0.0	0.0	0.0	0.0	0.0
Sulphur Closing Inv	0.0	0.0	0.0	0.0	0.0	0.0	0.0	0.0	0.0	0.0	0.0	0.0	0.0

Unit of Measurement: Gas and Gas equivalent products: 1000m3, Liquids: m3, Sulphur: MTS

VPR6200

Facility ID ABGP0097699

Facility Name Galloway 9-34-53-20W5 Gasplant

Facility Licence # 37670

Facility Operator OYA2 PEYTO

Production Month	201701	201702	201703	201704	201705	201706	201707	201708	201709	201710	201711	201712	Totals
Receipts													
Receipts from Alberta Facilities	38,854.0	36,463.4	40,719.6	36,027.8	36,646.1	37,633.0	36,172.4	41,946.6	43,131.0	45,935.2	41,157.7	40,258.8	474,945.6
Receipts from Non-Alberta Facilities	0.0	0.0	0.0	0.0	0.0	0.0	0.0	0.0	0.0	0.0	0.0	0.0	0.0
Dispositions													
Disposition													
Battery	0.0	0.0	0.0	0.0	0.0	0.0	0.0	0.0	0.0	0.0	0.0	0.0	0.0
Gas Gathering System	0.0	0.0	0.0	0.0	0.0	0.0	0.0	0.0	0.0	0.0	0.0	0.0	0.0
Gas Plant	0.0	0.0	0.0	0.0	0.0	0.0	0.0	0.0	0.0	0.0	0.0	0.0	0.0
Injection Facility	0.0	0.0	0.0	0.0	0.0	0.0	0.0	0.0	0.0	0.0	0.0	0.0	0.0
Meter Station	37,630.9	35,494.1	39,615.3	35,062.6	35,464.0	36,419.8	34,894.3	40,958.2	42,459.5	44,554.0	40,059.3	39,096.3	461,708.3
Other	0.0	0.0	0.0	0.0	0.0	0.0	0.0	0.0	0.0	0.0	0.0	0.0	0.0
Alberta Commercial	0.0	0.0	0.0	0.0	0.0	0.0	0.0	0.0	0.0	0.0	0.0	0.0	0.0
Alberta Industrial	0.0	0.0	0.0	0.0	0.0	0.0	0.0	0.0	0.0	0.0	0.0	0.0	0.0
Alberta Residential	0.0	0.0	0.0	0.0	0.0	0.0	0.0	0.0	0.0	0.0	0.0	0.0	0.0
Alberta Elec.Generation	0.0	0.0	0.0	0.0	0.0	0.0	0.0	0.0	0.0	0.0	0.0	0.0	0.0
Shrinkage													
Acid Gas	0.0	0.0	0.0	0.0	0.0	0.0	0.0	0.0	0.0	0.0	0.0	0.0	0.0
Other products	489.0	457.8	508.9	447.6	478.0	530.0	416.2	462.7	376.2	394.6	340.8	345.1	5,246.9
Fuel	1,073.8	987.8	1,117.2	1,018.9	1,052.8	1,055.2	1,025.6	1,216.3	1,250.4	1,294.1	1,205.3	1,212.3	13,509.7
Flared	43.4	53.2	55.5	49.2	41.6	58.1	38.5	38.0	34.7	37.1	26.7	28.1	504.1
Vented	0.0	0.0	0.0	0.0	0.0	0.0	0.0	0.0	0.0	0.0	0.0	0.0	0.0
Diff and Other	-383.1	-529.5	-577.3	-550.5	-390.3	-430.1	-202.2	-728.6	-989.8	-344.6	-474.4	-423.0	-6,023.4
Process and Frac													
Pentanes Plus	1,396.4	1,360.6	1,435.6	1,262.3	1,232.7	1,364.0	984.0	1,107.9	800.9	892.3	689.1	811.7	13,337.5
Propane	0.0	0.0	0.0	0.0	0.0	0.0	0.0	0.0	0.0	0.0	0.0	0.0	0.0
Butanes	0.0	0.0	0.0	0.0	0.0	0.0	0.0	0.0	0.0	0.0	0.0	0.0	0.0
Ethane	0.0	0.0	0.0	0.0	0.0	0.0	0.0	0.0	0.0	0.0	0.0	0.0	0.0
NGL	916.2	807.8	960.4	837.5	1,000.3	1,116.4	947.2	1,040.1	932.0	948.9	897.2	801.1	11,205.1
Sulphur	0.0	0.0	0.0	0.0	0.0	0.0	0.0	0.0	0.0	0.0	0.0	0.0	0.0
Sulphur Closing Inv	0.0	0.0	0.0	0.0	0.0	0.0	0.0	0.0	0.0	0.0	0.0	0.0	0.0

Unit of Measurement: Gas and Gas equivalent products: 1000m3, Liquids: m3, Sulphur: MTS

VPR6200
Facility ID ABGP0098003

Facility Name HUSKY 09-30 ABGP

Facility Licence # 12435

Facility Operator OR46 HUSKY

Production Month	201701	201702	201703	201704	201705	201706	201707	201708	201709	201710	201711	201712	Totals
								SHUTIN	SHUTIN	SHUTIN	SHUTIN	SHUTIN	
Receipts													
Receipts from Alberta Facilities	198.5	179.7	202.1	172.5	200.3	184.7	33.7	0.0	0.0	0.0	0.0	0.0	1,171.5
Receipts from Non-Alberta Facilities	0.0	0.0	0.0	0.0	0.0	0.0	0.0	0.0	0.0	0.0	0.0	0.0	0.0
Dispositions													
Disposition													
Battery	0.0	0.0	0.0	0.0	0.0	0.0	0.0	0.0	0.0	0.0	0.0	0.0	0.0
Gas Gathering System	0.0	0.0	0.0	0.0	0.0	0.0	0.0	0.0	0.0	0.0	0.0	0.0	0.0
Gas Plant	0.0	0.0	0.0	0.0	0.0	0.0	0.0	0.0	0.0	0.0	0.0	0.0	0.0
Injection Facility	0.0	0.0	0.0	0.0	0.0	0.0	0.0	0.0	0.0	0.0	0.0	0.0	0.0
Meter Station	154.1	138.0	156.1	132.7	161.8	151.3	26.5	0.0	0.0	0.0	0.0	0.0	920.5
Other	0.0	0.0	0.0	0.0	0.0	0.0	0.0	0.0	0.0	0.0	0.0	0.0	0.0
Alberta Commercial	0.0	0.0	0.0	0.0	0.0	0.0	0.0	0.0	0.0	0.0	0.0	0.0	0.0
Alberta Industrial	0.0	0.0	0.0	0.0	0.0	0.0	0.0	0.0	0.0	0.0	0.0	0.0	0.0
Alberta Residential	0.0	0.0	0.0	0.0	0.0	0.0	0.0	0.0	0.0	0.0	0.0	0.0	0.0
Alberta Elec.Generation	0.0	0.0	0.0	0.0	0.0	0.0	0.0	0.0	0.0	0.0	0.0	0.0	0.0
Shrinkage													
Acid Gas	0.0	0.0	0.0	0.0	0.0	0.0	0.0	0.0	0.0	0.0	0.0	0.0	0.0
Other products	3.2	0.0	0.0	0.0	3.4	0.0	0.0	0.0	0.0	0.0	0.0	0.0	6.6
Fuel	34.7	30.7	33.8	24.7	32.5	30.2	6.0	0.0	0.0	0.0	0.0	0.0	192.6
Flared	0.0	0.0	0.0	4.1	0.0	0.0	0.0	0.0	0.0	0.0	0.0	0.0	4.1
Vented	0.1	0.1	0.1	0.4	0.1	0.1	0.0	0.0	0.0	0.0	0.0	0.0	0.9
Diff and Other	6.4	10.9	12.1	10.6	2.5	3.1	1.2	0.0	0.0	0.0	0.0	0.0	46.8
Process and Frac													
Pentanes Plus	0.0	0.0	0.0	0.0	0.0	0.0	0.0	0.0	0.0	0.0	0.0	0.0	0.0
Propane	0.0	0.0	0.0	0.0	0.0	0.0	0.0	0.0	0.0	0.0	0.0	0.0	0.0
Butanes	0.0	0.0	0.0	0.0	0.0	0.0	0.0	0.0	0.0	0.0	0.0	0.0	0.0
Ethane	0.0	0.0	0.0	0.0	0.0	0.0	0.0	0.0	0.0	0.0	0.0	0.0	0.0
NGL	13.3	0.0	0.0	0.0	14.0	0.0	0.0	0.0	0.0	0.0	0.0	0.0	27.3
Sulphur	0.0	0.0	0.0	0.0	0.0	0.0	0.0	0.0	0.0	0.0	0.0	0.0	0.0
Sulphur Closing Inv	0.0	0.0	0.0	0.0	0.0	0.0	0.0	0.0	0.0	0.0	0.0	0.0	0.0

VPR6200

Facility ID ABGP0098480

Facility Name ANDERSON WILLESDEN 5-14 REFRIG PLANT

Facility Licence # 39544

Facility Operator A6JK INPLAY OIL

Production Month	201701	201702	201703	201704	201705	201706	201707	201708	201709	201710	201711	201712	Totals
Receipts													
Receipts from Alberta Facilities	6,430.4	5,327.1	5,894.0	5,210.1	4,281.2	3,319.0	3,533.1	3,860.1	3,758.3	3,824.5	3,562.3	4,072.9	53,073.0
Receipts from Non-Alberta Facilities	0.0	0.0	0.0	0.0	0.0	0.0	0.0	0.0	0.0	0.0	0.0	0.0	0.0
Dispositions													
Disposition													
Battery	0.0	0.0	0.0	0.0	0.0	0.0	0.0	0.0	0.0	0.0	0.0	0.0	0.0
Gas Gathering System	0.0	0.0	0.0	0.0	0.0	0.0	0.0	0.0	0.0	0.0	0.0	0.0	0.0
Gas Plant	0.0	0.0	0.0	0.0	0.0	0.0	0.0	0.0	0.0	0.0	0.0	0.0	0.0
Injection Facility	0.0	0.0	0.0	0.0	0.0	0.0	0.0	0.0	0.0	0.0	0.0	0.0	0.0
Meter Station	6,049.4	5,002.4	5,485.2	4,818.4	3,944.4	3,036.9	3,217.3	3,500.5	3,414.5	3,392.8	3,132.1	3,626.2	48,620.1
Other	0.0	0.0	0.0	0.0	0.0	0.0	0.0	0.0	0.0	0.0	0.0	0.0	0.0
Alberta Commercial	0.0	0.0	0.0	0.0	0.0	0.0	0.0	0.0	0.0	0.0	0.0	0.0	0.0
Alberta Industrial	0.0	0.0	0.0	0.0	0.0	0.0	0.0	0.0	0.0	0.0	0.0	0.0	0.0
Alberta Residential	0.0	0.0	0.0	0.0	0.0	0.0	0.0	0.0	0.0	0.0	0.0	0.0	0.0
Alberta Elec.Generation	0.0	0.0	0.0	0.0	0.0	0.0	0.0	0.0	0.0	0.0	0.0	0.0	0.0
Shrinkage													
Acid Gas	0.0	0.0	0.0	0.0	0.0	0.0	0.0	0.0	0.0	0.0	0.0	0.0	0.0
Other products	206.4	155.3	209.5	195.7	160.7	126.8	169.1	157.5	169.7	181.2	185.0	169.6	2,086.5
Fuel	263.6	230.0	246.8	226.2	175.9	129.3	137.8	145.3	142.5	149.8	144.1	159.0	2,150.3
Flared	0.1	0.6	0.6	0.3	0.3	0.2	0.2	0.3	0.5	0.4	0.8	0.4	4.7
Vented	0.0	0.0	0.0	0.0	0.0	0.0	0.0	0.0	0.0	0.0	0.0	0.0	0.0
Diff and Other	-89.1	-61.2	-48.1	-30.5	-0.1	25.8	8.7	56.5	31.1	100.3	100.3	117.7	211.4
Process and Frac													
Pentanes Plus	0.0	0.0	0.0	0.0	0.0	0.0	0.0	0.0	0.0	0.0	0.0	0.0	0.0
Propane	0.0	0.0	0.0	0.0	0.0	0.0	0.0	0.0	0.0	0.0	0.0	0.0	0.0
Butanes	0.0	0.0	0.0	0.0	0.0	0.0	0.0	0.0	0.0	0.0	0.0	0.0	0.0
Ethane	0.0	0.0	0.0	0.0	0.0	0.0	0.0	0.0	0.0	0.0	0.0	0.0	0.0
NGL	837.3	635.9	860.5	786.4	660.1	521.3	694.3	645.1	698.4	733.3	742.9	682.9	8,498.4
Sulphur	0.0	0.0	0.0	0.0	0.0	0.0	0.0	0.0	0.0	0.0	0.0	0.0	0.0
Sulphur Closing Inv	0.0	0.0	0.0	0.0	0.0	0.0	0.0	0.0	0.0	0.0	0.0	0.0	0.0

Unit of Measurement: Gas and Gas equivalent products: 1000m3, Liquids: m3, Sulphur: MTS

VPR6200
Facility ID ABGP0099099

Facility Name ENDEV EYEMORE

Facility Licence # 2405

Facility Operator A74H HOUSTON

Production Month	201701	201702	201703	201704	201705	201706	201707	201708	201709	201710	201711	201712	Totals
Receipts													
Receipts from Alberta Facilities	861.1	835.3	884.3	862.4	833.8	715.1	722.4	542.7	539.2	583.8	534.0	483.4	8,397.5
Receipts from Non-Alberta Facilities	0.0	0.0	0.0	0.0	0.0	0.0	0.0	0.0	0.0	0.0	0.0	0.0	0.0
Dispositions													
Disposition													
Battery	0.0	0.0	0.0	0.0	0.0	0.0	0.0	0.0	0.0	0.0	0.0	0.0	0.0
Gas Gathering System	0.0	0.0	0.0	0.0	0.0	0.0	0.0	0.0	0.0	0.0	0.0	0.0	0.0
Gas Plant	0.0	0.0	0.0	0.0	0.0	0.0	0.0	0.0	0.0	0.0	0.0	0.0	0.0
Injection Facility	0.0	0.0	0.0	0.0	0.0	0.0	0.0	0.0	0.0	0.0	0.0	0.0	0.0
Meter Station	819.0	717.5	871.8	770.2	728.1	715.1	655.7	542.7	496.4	514.3	448.9	418.2	7,697.9
Other	0.0	0.0	0.0	0.0	0.0	0.0	0.0	0.0	0.0	0.0	0.0	0.0	0.0
Alberta Commercial	0.0	0.0	0.0	0.0	0.0	0.0	0.0	0.0	0.0	0.0	0.0	0.0	0.0
Alberta Industrial	0.0	0.0	0.0	0.0	0.0	0.0	0.0	0.0	0.0	0.0	0.0	0.0	0.0
Alberta Residential	0.0	0.0	0.0	0.0	0.0	0.0	0.0	0.0	0.0	0.0	0.0	0.0	0.0
Alberta Elec.Generation	0.0	0.0	0.0	0.0	0.0	0.0	0.0	0.0	0.0	0.0	0.0	0.0	0.0
Shrinkage													
Acid Gas	0.0	0.0	0.0	0.0	0.0	0.0	0.0	0.0	0.0	0.0	0.0	0.0	0.0
Other products	0.0	0.0	0.0	0.0	0.0	0.0	0.0	0.0	0.0	0.0	0.0	0.0	0.0
Fuel	0.0	117.8	12.4	92.2	105.7	0.0	66.7	0.0	42.8	69.5	85.1	65.2	657.4
Flared	0.0	0.0	0.0	0.0	0.0	0.0	0.0	0.0	0.0	0.0	0.0	0.0	0.0
Vented	0.0	0.0	0.0	0.0	0.0	0.0	0.0	0.0	0.0	0.0	0.0	0.0	0.0
Diff and Other	42.1	0.0	0.1	0.0	0.0	0.0	0.0	0.0	0.0	0.0	0.0	0.0	42.2
Process and Frac													
Pentanes Plus	0.0	0.0	0.0	0.0	0.0	0.0	0.0	0.0	0.0	0.0	0.0	0.0	0.0
Propane	0.0	0.0	0.0	0.0	0.0	0.0	0.0	0.0	0.0	0.0	0.0	0.0	0.0
Butanes	0.0	0.0	0.0	0.0	0.0	0.0	0.0	0.0	0.0	0.0	0.0	0.0	0.0
Ethane	0.0	0.0	0.0	0.0	0.0	0.0	0.0	0.0	0.0	0.0	0.0	0.0	0.0
NGL	0.0	0.0	0.0	0.0	0.0	0.0	0.0	0.0	0.0	0.0	0.0	0.0	0.0
Sulphur	0.0	0.0	0.0	0.0	0.0	0.0	0.0	0.0	0.0	0.0	0.0	0.0	0.0
Sulphur Closing Inv	0.0	0.0	0.0	0.0	0.0	0.0	0.0	0.0	0.0	0.0	0.0	0.0	0.0

Unit of Measurement: Gas and Gas equivalent products: 1000m3, Liquids: m3, Sulphur: MTS

VPR6200
Facility ID ABGP0099238
Facility Licence # 28630

Facility Name BATTLE 1-24-45-8 W4
Facility Operator A7BY

Production Month		201701	201702	201703	201704	201705	201706	201707	201708	201709	201710	201711	201712	Totals
		SHUTIN	SHUTIN	SHUTIN										
Receipts														
Receipts from Alberta Facilities		0.0	0.0	0.0	0.0	0.0	0.0	0.0	0.0	0.0	0.0	0.0	0.0	0.0
Receipts from Non-Alberta Facilities		0.0	0.0	0.0	0.0	0.0	0.0	0.0	0.0	0.0	0.0	0.0	0.0	0.0
Dispositions														
Disposition	Battery	0.0	0.0	0.0	0.0	0.0	0.0	0.0	0.0	0.0	0.0	0.0	0.0	0.0
	Gas Gathering System	0.0	0.0	0.0	0.0	0.0	0.0	0.0	0.0	0.0	0.0	0.0	0.0	0.0
	Gas Plant	0.0	0.0	0.0	0.0	0.0	0.0	0.0	0.0	0.0	0.0	0.0	0.0	0.0
	Injection Facility	0.0	0.0	0.0	0.0	0.0	0.0	0.0	0.0	0.0	0.0	0.0	0.0	0.0
	Meter Station	0.0	0.0	0.0	0.0	0.0	0.0	0.0	0.0	0.0	0.0	0.0	0.0	0.0
	Other	0.0	0.0	0.0	0.0	0.0	0.0	0.0	0.0	0.0	0.0	0.0	0.0	0.0
	Alberta Commercial	0.0	0.0	0.0	0.0	0.0	0.0	0.0	0.0	0.0	0.0	0.0	0.0	0.0
	Alberta Industrial	0.0	0.0	0.0	0.0	0.0	0.0	0.0	0.0	0.0	0.0	0.0	0.0	0.0
	Alberta Residential	0.0	0.0	0.0	0.0	0.0	0.0	0.0	0.0	0.0	0.0	0.0	0.0	0.0
	Alberta Elec.Generation	0.0	0.0	0.0	0.0	0.0	0.0	0.0	0.0	0.0	0.0	0.0	0.0	0.0
Shrinkage	Acid Gas	0.0	0.0	0.0	0.0	0.0	0.0	0.0	0.0	0.0	0.0	0.0	0.0	0.0
	Other products	0.0	0.0	0.0	0.0	0.0	0.0	0.0	0.0	0.0	0.0	0.0	0.0	0.0
Fuel		0.0	0.0	0.0	0.0	0.0	0.0	0.0	0.0	0.0	0.0	0.0	0.0	0.0
Flared		0.0	0.0	0.0	0.0	0.0	0.0	0.0	0.0	0.0	0.0	0.0	0.0	0.0
Vented		0.0	0.0	0.0	0.0	0.0	0.0	0.0	0.0	0.0	0.0	0.0	0.0	0.0
Diff and Other		0.0	0.0	0.0	0.0	0.0	0.0	0.0	0.0	0.0	0.0	0.0	0.0	0.0
Process and Frac														
Pentanes Plus		0.0	0.0	0.0	0.0	0.0	0.0	0.0	0.0	0.0	0.0	0.0	0.0	0.0
Propane		0.0	0.0	0.0	0.0	0.0	0.0	0.0	0.0	0.0	0.0	0.0	0.0	0.0
Butanes		0.0	0.0	0.0	0.0	0.0	0.0	0.0	0.0	0.0	0.0	0.0	0.0	0.0
Ethane		0.0	0.0	0.0	0.0	0.0	0.0	0.0	0.0	0.0	0.0	0.0	0.0	0.0
NGL		0.0	0.0	0.0	0.0	0.0	0.0	0.0	0.0	0.0	0.0	0.0	0.0	0.0
Sulphur		0.0	0.0	0.0	0.0	0.0	0.0	0.0	0.0	0.0	0.0	0.0	0.0	0.0
Sulphur Closing Inv		0.0	0.0	0.0	0.0	0.0	0.0	0.0	0.0	0.0	0.0	0.0	0.0	0.0

Unit of Measurement: Gas and Gas equivalent products: 1000m3, Liquids: m3, Sulphur: MTS

VPR6200

Facility ID ABGP0099610

Facility Name BINDLOSS NORTH GAS PLANT

Facility Licence # 21978

Facility Operator A2TG TQN

Production Month	201701	201702	201703	201704	201705	201706	201707	201708	201709	201710	201711	201712	Totals
Receipts													
Receipts from Alberta Facilities	1,003.1	920.8	1,015.6	991.0	1,047.5	1,074.2	1,092.4	790.4	1,305.9	1,503.9	1,261.5	1,252.3	13,258.6
Receipts from Non-Alberta Facilities	0.0	0.0	0.0	0.0	0.0	0.0	0.0	0.0	0.0	0.0	0.0	0.0	0.0
Dispositions													
Disposition													
Battery	0.0	0.0	0.0	0.0	0.0	0.0	0.0	0.0	0.0	0.0	0.0	0.0	0.0
Gas Gathering System	0.0	0.0	0.0	0.0	0.0	0.0	0.0	0.0	0.0	0.0	0.0	0.0	0.0
Gas Plant	0.0	0.0	0.0	0.0	0.0	0.0	0.0	0.0	0.0	0.0	0.0	0.0	0.0
Injection Facility	0.0	0.0	0.0	0.0	0.0	0.0	0.0	0.0	0.0	0.0	0.0	0.0	0.0
Meter Station	978.5	904.8	1,001.8	981.9	1,041.1	1,067.1	1,080.3	792.5	1,320.2	1,496.3	1,284.9	1,275.6	13,225.0
Other	0.0	0.0	0.0	0.0	0.0	0.0	0.0	0.0	0.0	0.0	0.0	0.0	0.0
Alberta Commercial	0.0	0.0	0.0	0.0	0.0	0.0	0.0	0.0	0.0	0.0	0.0	0.0	0.0
Alberta Industrial	0.0	0.0	0.0	0.0	0.0	0.0	0.0	0.0	0.0	0.0	0.0	0.0	0.0
Alberta Residential	0.0	0.0	0.0	0.0	0.0	0.0	0.0	0.0	0.0	0.0	0.0	0.0	0.0
Alberta Elec.Generation	0.0	0.0	0.0	0.0	0.0	0.0	0.0	0.0	0.0	0.0	0.0	0.0	0.0
Shrinkage													
Acid Gas	0.0	0.0	0.0	0.0	0.0	0.0	0.0	0.0	0.0	0.0	0.0	0.0	0.0
Other products	0.0	0.0	0.0	0.0	0.0	0.0	0.0	0.0	0.0	0.0	0.0	0.0	0.0
Fuel	0.0	0.0	0.0	0.0	0.0	0.0	0.0	0.0	0.0	0.0	0.0	0.0	0.0
Flared	0.0	0.0	0.0	0.0	0.0	0.0	0.0	0.0	0.0	0.0	0.0	0.0	0.0
Vented	0.0	0.0	0.0	0.0	0.0	0.0	0.0	0.0	0.0	0.0	0.0	0.0	0.0
Diff and Other	24.6	16.0	13.8	9.1	6.4	7.1	12.1	-2.1	-14.3	7.6	-23.4	-23.3	33.6
Process and Frac													
Pentanes Plus	0.0	0.0	0.0	0.0	0.0	0.0	0.0	0.0	0.0	0.0	0.0	0.0	0.0
Propane	0.0	0.0	0.0	0.0	0.0	0.0	0.0	0.0	0.0	0.0	0.0	0.0	0.0
Butanes	0.0	0.0	0.0	0.0	0.0	0.0	0.0	0.0	0.0	0.0	0.0	0.0	0.0
Ethane	0.0	0.0	0.0	0.0	0.0	0.0	0.0	0.0	0.0	0.0	0.0	0.0	0.0
NGL	0.0	0.0	0.0	0.0	0.0	0.0	0.0	0.0	0.0	0.0	0.0	0.0	0.0
Sulphur	0.0	0.0	0.0	0.0	0.0	0.0	0.0	0.0	0.0	0.0	0.0	0.0	0.0
Sulphur Closing Inv	0.0	0.0	0.0	0.0	0.0	0.0	0.0	0.0	0.0	0.0	0.0	0.0	0.0

Unit of Measurement: Gas and Gas equivalent products: 1000m3, Liquids: m3, Sulphur: MTS

VPR6200

Facility ID ABGP0099613

Facility Name BINDLOSS SOUTH GAS PLANT

Facility Licence # 21988

Facility Operator A2TG TQN

Production Month	201701	201702	201703	201704	201705	201706	201707	201708	201709	201710	201711	201712	Totals
Receipts													
Receipts from Alberta Facilities	1,472.0	1,281.6	1,439.9	1,397.0	1,317.7	1,377.1	1,376.5	903.8	1,670.6	1,644.5	1,510.1	1,487.2	16,878.0
Receipts from Non-Alberta Facilities	0.0	0.0	0.0	0.0	0.0	0.0	0.0	0.0	0.0	0.0	0.0	0.0	0.0
Dispositions													
Disposition													
Battery	0.0	0.0	0.0	0.0	0.0	0.0	0.0	0.0	0.0	0.0	0.0	0.0	0.0
Gas Gathering System	0.0	0.0	0.0	0.0	0.0	0.0	0.0	0.0	0.0	0.0	0.0	0.0	0.0
Gas Plant	0.0	0.0	0.0	0.0	0.0	0.0	0.0	0.0	0.0	0.0	0.0	0.0	0.0
Injection Facility	0.0	0.0	0.0	0.0	0.0	0.0	0.0	0.0	0.0	0.0	0.0	0.0	0.0
Meter Station	1,348.2	1,161.7	1,310.4	1,272.6	1,184.1	1,236.6	1,231.4	832.6	1,550.8	1,536.3	1,393.8	1,366.0	15,424.5
Other	0.0	0.0	0.0	0.0	0.0	0.0	0.0	0.0	0.0	0.0	0.0	0.0	0.0
Alberta Commercial	0.0	0.0	0.0	0.0	0.0	0.0	0.0	0.0	0.0	0.0	0.0	0.0	0.0
Alberta Industrial	0.0	0.0	0.0	0.0	0.0	0.0	0.0	0.0	0.0	0.0	0.0	0.0	0.0
Alberta Residential	0.0	0.0	0.0	0.0	0.0	0.0	0.0	0.0	0.0	0.0	0.0	0.0	0.0
Alberta Elec.Generation	0.0	0.0	0.0	0.0	0.0	0.0	0.0	0.0	0.0	0.0	0.0	0.0	0.0
Shrinkage													
Acid Gas	0.0	0.0	0.0	0.0	0.0	0.0	0.0	0.0	0.0	0.0	0.0	0.0	0.0
Other products	0.0	0.0	0.0	0.0	0.0	0.0	0.0	0.0	0.0	0.0	0.0	0.0	0.0
Fuel	96.3	90.5	93.4	105.2	110.3	120.9	119.0	46.7	81.5	75.4	80.3	95.7	1,115.2
Flared	0.0	0.0	0.0	0.0	0.0	0.0	0.0	0.0	0.0	0.0	0.0	0.0	0.0
Vented	0.0	0.0	0.0	0.0	0.0	0.0	0.0	0.0	0.0	0.0	0.0	0.0	0.0
Diff and Other	27.5	29.4	36.1	19.2	23.3	19.6	26.1	24.5	38.3	32.8	36.0	25.5	338.3
Process and Frac													
Pentanes Plus	0.0	0.0	0.0	0.0	0.0	0.0	0.0	0.0	0.0	0.0	0.0	0.0	0.0
Propane	0.0	0.0	0.0	0.0	0.0	0.0	0.0	0.0	0.0	0.0	0.0	0.0	0.0
Butanes	0.0	0.0	0.0	0.0	0.0	0.0	0.0	0.0	0.0	0.0	0.0	0.0	0.0
Ethane	0.0	0.0	0.0	0.0	0.0	0.0	0.0	0.0	0.0	0.0	0.0	0.0	0.0
NGL	0.0	0.0	0.0	0.0	0.0	0.0	0.0	0.0	0.0	0.0	0.0	0.0	0.0
Sulphur	0.0	0.0	0.0	0.0	0.0	0.0	0.0	0.0	0.0	0.0	0.0	0.0	0.0
Sulphur Closing Inv	0.0	0.0	0.0	0.0	0.0	0.0	0.0	0.0	0.0	0.0	0.0	0.0	0.0

Unit of Measurement: Gas and Gas equivalent products: 1000m3, Liquids: m3, Sulphur: MTS

VPR6200

Facility ID ABGP0101007

Facility Name BONAVIDA KIPP 5-33 GAS PLANT

Facility Licence # 21589

Facility Operator A5TT TAC

Production Month	201701	201702	201703	201704	201705	201706	201707	201708	201709	201710	201711	201712	Totals
Receipts													
Receipts from Alberta Facilities	1,067.6	939.6	1,027.9	1,065.3	1,052.9	1,010.6	1,097.1	1,055.0	1,016.6	1,040.9	1,078.4	1,072.7	12,524.6
Receipts from Non-Alberta Facilities	0.0	0.0	0.0	0.0	0.0	0.0	0.0	0.0	0.0	0.0	0.0	0.0	0.0
Dispositions													
Disposition													
Battery	0.0	0.0	0.0	0.0	0.0	0.0	0.0	0.0	0.0	0.0	0.0	0.0	0.0
Gas Gathering System	0.0	0.0	0.0	0.0	0.0	0.0	0.0	0.0	0.0	0.0	0.0	0.0	0.0
Gas Plant	0.0	0.0	0.0	0.0	0.0	0.0	0.0	0.0	0.0	0.0	0.0	0.0	0.0
Injection Facility	0.0	0.0	0.0	0.0	0.0	0.0	0.0	0.0	0.0	0.0	0.0	0.0	0.0
Meter Station	940.3	846.6	923.0	974.5	958.6	932.2	1,021.0	986.5	936.0	900.3	983.0	951.2	11,353.2
Other	0.0	0.0	0.0	0.0	0.0	0.0	0.0	0.0	0.0	0.0	0.0	0.0	0.0
Alberta Commercial	0.0	0.0	0.0	0.0	0.0	0.0	0.0	0.0	0.0	0.0	0.0	0.0	0.0
Alberta Industrial	0.0	0.0	0.0	0.0	0.0	0.0	0.0	0.0	0.0	0.0	0.0	0.0	0.0
Alberta Residential	0.0	0.0	0.0	0.0	0.0	0.0	0.0	0.0	0.0	0.0	0.0	0.0	0.0
Alberta Elec.Generation	0.0	0.0	0.0	0.0	0.0	0.0	0.0	0.0	0.0	0.0	0.0	0.0	0.0
Shrinkage													
Acid Gas	0.0	0.0	0.0	0.0	0.0	0.0	0.0	0.0	0.0	0.0	0.0	0.0	0.0
Other products	3.5	4.3	3.7	1.5	0.0	0.5	6.0	5.9	10.1	9.0	11.1	13.8	69.4
Fuel	97.4	86.3	93.6	88.2	83.9	79.5	83.4	80.2	77.9	86.4	88.7	90.4	1,035.9
Flared	0.0	0.0	0.0	0.0	0.0	0.0	0.0	0.0	0.0	0.0	0.0	0.0	0.0
Vented	0.0	0.5	1.3	1.3	2.8	2.4	1.0	0.7	0.9	0.6	0.5	0.2	12.2
Diff and Other	26.4	1.9	6.3	-0.2	7.6	-4.0	-14.3	-18.3	-8.3	44.6	-4.9	17.1	53.9
Process and Frac													
Pentanes Plus	16.7	20.9	18.0	7.2	0.0	2.6	0.0	0.0	0.0	0.0	5.4	7.3	78.1
Propane	0.0	0.0	0.0	0.0	0.0	0.0	0.0	0.0	0.0	0.0	0.0	0.0	0.0
Butanes	0.0	0.0	0.0	0.0	0.0	0.0	0.0	0.0	0.0	0.0	0.0	0.0	0.0
Ethane	0.0	0.0	0.0	0.0	0.0	0.0	0.0	0.0	0.0	0.0	0.0	0.0	0.0
NGL	0.0	0.0	0.0	0.0	0.0	0.0	24.9	24.5	46.1	39.1	45.1	54.5	234.2
Sulphur	0.0	0.0	0.0	0.0	0.0	0.0	0.0	0.0	0.0	0.0	0.0	0.0	0.0
Sulphur Closing Inv	0.0	0.0	0.0	0.0	0.0	0.0	0.0	0.0	0.0	0.0	0.0	0.0	0.0

Unit of Measurement: Gas and Gas equivalent products: 1000m3, Liquids: m3, Sulphur: MTS

VPR6200
Facility ID ABGP0104350

Facility Name PENNWEST ESTHER

Facility Licence # 23737

Facility Operator OBP8 OBE

Production Month	201701	201702	201703	201704	201705	201706	201707	201708	201709	201710	201711	201712	Totals
Receipts													
Receipts from Alberta Facilities	9,129.6	9,671.5	9,339.1	8,379.2	8,452.1	8,061.8	7,870.7	7,722.3	7,338.4	8,345.9	7,684.1	7,263.5	99,258.2
Receipts from Non-Alberta Facilities	0.0	0.0	0.0	0.0	0.0	0.0	0.0	0.0	0.0	0.0	0.0	0.0	0.0
Dispositions													
Disposition													
Battery	0.0	0.0	0.0	0.0	0.0	0.0	0.0	0.0	0.0	0.0	0.0	0.0	0.0
Gas Gathering System	0.0	0.0	0.0	0.0	0.0	0.0	0.0	0.0	0.0	0.0	0.0	0.0	0.0
Gas Plant	0.0	0.0	0.0	0.0	0.0	0.0	0.0	0.0	0.0	0.0	0.0	0.0	0.0
Injection Facility	0.0	0.0	0.0	0.0	0.0	0.0	0.0	0.0	0.0	0.0	0.0	0.0	0.0
Meter Station	8,053.1	8,688.0	8,625.5	7,622.2	7,566.3	7,096.9	7,089.1	6,895.2	6,558.2	7,528.9	6,855.1	6,580.4	89,158.9
Other	0.0	0.0	0.0	0.0	0.0	0.0	0.0	0.0	0.0	0.0	0.0	0.0	0.0
Alberta Commercial	0.0	0.0	0.0	0.0	0.0	0.0	0.0	0.0	0.0	0.0	0.0	0.0	0.0
Alberta Industrial	0.0	0.0	0.0	0.0	0.0	0.0	0.0	0.0	0.0	0.0	0.0	0.0	0.0
Alberta Residential	0.0	0.0	0.0	0.0	0.0	0.0	0.0	0.0	0.0	0.0	0.0	0.0	0.0
Alberta Elec.Generation	0.0	0.0	0.0	0.0	0.0	0.0	0.0	0.0	0.0	0.0	0.0	0.0	0.0
Shrinkage													
Acid Gas	0.0	0.0	0.0	0.0	0.0	0.0	0.0	0.0	0.0	0.0	0.0	0.0	0.0
Other products	35.4	29.1	40.8	35.7	37.2	35.1	41.6	44.8	40.4	37.2	38.5	30.9	446.7
Fuel	568.5	526.0	514.6	476.9	504.3	472.8	474.5	470.6	453.2	475.1	464.8	472.3	5,873.6
Flared	0.0	0.0	0.0	0.0	0.0	0.0	0.0	0.0	0.0	0.0	0.0	0.0	0.0
Vented	0.0	0.0	0.0	0.0	0.0	0.0	0.0	0.0	0.0	0.0	0.0	0.0	0.0
Diff and Other	472.6	428.4	158.2	244.4	344.3	457.0	265.5	311.7	286.6	304.7	325.7	179.9	3,779.0
Process and Frac													
Pentanes Plus	171.3	141.0	197.2	172.7	179.9	169.6	201.1	216.7	195.6	179.9	186.2	149.3	2,160.5
Propane	0.0	0.0	0.0	0.0	0.0	0.0	0.0	0.0	0.0	0.0	0.0	0.0	0.0
Butanes	0.0	0.0	0.0	0.0	0.0	0.0	0.0	0.0	0.0	0.0	0.0	0.0	0.0
Ethane	0.0	0.0	0.0	0.0	0.0	0.0	0.0	0.0	0.0	0.0	0.0	0.0	0.0
NGL	0.0	0.0	0.0	0.0	0.0	0.0	0.0	0.0	0.0	0.0	0.0	0.0	0.0
Sulphur	0.0	0.0	0.0	0.0	0.0	0.0	0.0	0.0	0.0	0.0	0.0	0.0	0.0
Sulphur Closing Inv	0.0	0.0	0.0	0.0	0.0	0.0	0.0	0.0	0.0	0.0	0.0	0.0	0.0

Unit of Measurement: Gas and Gas equivalent products: 1000m3, Liquids: m3, Sulphur: MTS

VPR6200

Facility ID ABGP0105487

Facility Name PENNWEST SOUSA

Facility Licence # 18053

Facility Operator OBP8 OBE

Production Month	201701	201702	201703	201704	201705	201706	201707	201708	201709	201710	201711	201712	Totals
Receipts													
Receipts from Alberta Facilities	541.6	619.8	630.6	748.2	746.5	703.0	738.9	745.3	710.4	680.2	556.9	590.4	8,011.8
Receipts from Non-Alberta Facilities	0.0	0.0	0.0	0.0	0.0	0.0	0.0	0.0	0.0	0.0	0.0	0.0	0.0
Dispositions													
Disposition													
Battery	0.0	0.0	0.0	0.0	0.0	0.0	0.0	0.0	0.0	0.0	0.0	0.0	0.0
Gas Gathering System	0.0	0.0	0.0	0.0	0.0	0.0	0.0	0.0	0.0	0.0	0.0	0.0	0.0
Gas Plant	0.0	0.0	0.0	0.0	0.0	0.0	0.0	0.0	0.0	0.0	0.0	0.0	0.0
Injection Facility	0.0	0.0	0.0	0.0	0.0	0.0	0.0	0.0	0.0	0.0	0.0	0.0	0.0
Meter Station	555.5	631.4	640.9	761.6	760.8	722.9	754.1	759.0	724.6	693.9	572.6	607.7	8,185.0
Other	0.0	0.0	0.0	0.0	0.0	0.0	0.0	0.0	0.0	0.0	0.0	0.0	0.0
Alberta Commercial	0.0	0.0	0.0	0.0	0.0	0.0	0.0	0.0	0.0	0.0	0.0	0.0	0.0
Alberta Industrial	0.0	0.0	0.0	0.0	0.0	0.0	0.0	0.0	0.0	0.0	0.0	0.0	0.0
Alberta Residential	0.0	0.0	0.0	0.0	0.0	0.0	0.0	0.0	0.0	0.0	0.0	0.0	0.0
Alberta Elec.Generation	0.0	0.0	0.0	0.0	0.0	0.0	0.0	0.0	0.0	0.0	0.0	0.0	0.0
Shrinkage													
Acid Gas	0.0	0.0	0.0	0.0	0.0	0.0	0.0	0.0	0.0	0.0	0.0	0.0	0.0
Other products	0.0	0.0	0.0	0.0	0.0	0.0	0.0	0.0	0.0	0.0	0.1	0.0	0.1
Fuel	0.0	0.0	0.0	0.0	0.0	0.0	0.0	0.0	0.0	0.0	0.0	0.0	0.0
Flared	0.0	0.0	0.0	0.0	0.0	0.0	0.0	0.0	0.0	0.0	0.0	0.0	0.0
Vented	0.0	0.0	0.0	0.0	0.0	0.0	0.0	0.0	0.0	0.0	0.0	0.0	0.0
Diff and Other	-13.9	-11.6	-10.3	-13.4	-14.3	-19.9	-15.2	-13.7	-14.2	-13.7	-15.8	-17.3	-173.3
Process and Frac													
Pentanes Plus	0.0	0.0	0.0	0.0	0.0	0.0	0.0	0.0	0.0	0.0	0.3	0.2	0.5
Propane	0.0	0.0	0.0	0.0	0.0	0.0	0.0	0.0	0.0	0.0	0.0	0.0	0.0
Butanes	0.0	0.0	0.0	0.0	0.0	0.0	0.0	0.0	0.0	0.0	0.0	0.0	0.0
Ethane	0.0	0.0	0.0	0.0	0.0	0.0	0.0	0.0	0.0	0.0	0.0	0.0	0.0
NGL	0.0	0.0	0.0	0.0	0.0	0.0	0.0	0.0	0.0	0.0	0.0	0.0	0.0
Sulphur	0.0	0.0	0.0	0.0	0.0	0.0	0.0	0.0	0.0	0.0	0.0	0.0	0.0
Sulphur Closing Inv	0.0	0.0	0.0	0.0	0.0	0.0	0.0	0.0	0.0	0.0	0.0	0.0	0.0

Unit of Measurement: Gas and Gas equivalent products: 1000m3, Liquids: m3, Sulphur: MTS

VPR6200

Facility ID ABGP0105488

Facility Name PENNWEST HARO

Facility Licence # 17780

Facility Operator OBP8 OBE

Production Month	201701	201702	201703	201704	201705	201706	201707	201708	201709	201710	201711	201712	Totals
Receipts													
Receipts from Alberta Facilities	709.0	726.5	1,380.9	1,264.2	1,286.8	1,227.2	1,118.6	1,105.7	1,162.9	1,127.0	988.4	969.1	13,066.3
Receipts from Non-Alberta Facilities	0.0	0.0	0.0	0.0	0.0	0.0	0.0	0.0	0.0	0.0	0.0	0.0	0.0
Dispositions													
Disposition													
Battery	0.0	0.0	0.0	0.0	0.0	0.0	0.0	0.0	0.0	0.0	0.0	0.0	0.0
Gas Gathering System	0.0	0.0	0.0	0.0	0.0	0.0	0.0	0.0	0.0	0.0	0.0	0.0	0.0
Gas Plant	0.0	0.0	0.0	0.0	0.0	0.0	0.0	0.0	0.0	0.0	0.0	0.0	0.0
Injection Facility	0.0	0.0	0.0	0.0	0.0	0.0	0.0	0.0	0.0	0.0	0.0	0.0	0.0
Meter Station	550.9	574.0	1,100.4	1,068.5	1,071.0	1,012.8	950.4	920.2	907.0	920.0	859.0	785.6	10,719.8
Other	0.0	0.0	0.0	0.0	0.0	0.0	0.0	0.0	0.0	0.0	0.0	0.0	0.0
Alberta Commercial	0.0	0.0	0.0	0.0	0.0	0.0	0.0	0.0	0.0	0.0	0.0	0.0	0.0
Alberta Industrial	0.0	0.0	0.0	0.0	0.0	0.0	0.0	0.0	0.0	0.0	0.0	0.0	0.0
Alberta Residential	0.0	0.0	0.0	0.0	0.0	0.0	0.0	0.0	0.0	0.0	0.0	0.0	0.0
Alberta Elec.Generation	0.0	0.0	0.0	0.0	0.0	0.0	0.0	0.0	0.0	0.0	0.0	0.0	0.0
Shrinkage													
Acid Gas	0.0	0.0	0.0	0.0	0.0	0.0	0.0	0.0	0.0	0.0	0.0	0.0	0.0
Other products	4.7	12.2	2.1	2.1	4.2	3.9	3.1	4.2	4.3	3.7	3.0	5.6	53.1
Fuel	175.9	158.8	181.5	167.6	167.0	159.0	160.5	167.5	168.0	180.0	173.1	174.8	2,033.7
Flared	0.0	0.0	0.0	0.0	0.0	0.0	0.0	0.0	0.0	0.0	0.0	0.0	0.0
Vented	0.0	1.0	0.0	0.0	0.0	0.0	0.0	0.0	0.0	0.0	0.0	0.0	1.0
Diff and Other	-22.5	-19.5	96.9	26.0	44.6	51.5	4.6	13.8	83.6	23.3	-46.7	3.1	258.7
Process and Frac													
Pentanes Plus	22.5	59.2	10.4	10.3	20.5	19.0	14.8	20.4	20.8	18.1	14.5	27.2	257.7
Propane	0.0	0.0	0.0	0.0	0.0	0.0	0.0	0.0	0.0	0.0	0.0	0.0	0.0
Butanes	0.0	0.0	0.0	0.0	0.0	0.0	0.0	0.0	0.0	0.0	0.0	0.0	0.0
Ethane	0.0	0.0	0.0	0.0	0.0	0.0	0.0	0.0	0.0	0.0	0.0	0.0	0.0
NGL	0.0	0.0	0.0	0.0	0.0	0.0	0.0	0.0	0.0	0.0	0.0	0.0	0.0
Sulphur	0.0	0.0	0.0	0.0	0.0	0.0	0.0	0.0	0.0	0.0	0.0	0.0	0.0
Sulphur Closing Inv	0.0	0.0	0.0	0.0	0.0	0.0	0.0	0.0	0.0	0.0	0.0	0.0	0.0

Unit of Measurement: Gas and Gas equivalent products: 1000m3, Liquids: m3, Sulphur: MTS

VPR6200

Facility ID ABGP0105489

Facility Name PENNWEST LENNARD

Facility Licence # 28629

Facility Operator OBP8

Production Month	201701	201702	201703	201704	201705	201706	201707	201708	201709	201710	201711	201712	Totals
	SHUTIN	SHUTIN	SHUTIN	SHUTIN	SHUTIN	SHUTIN	SHUTIN	SHUTIN	SHUTIN	SHUTIN	SHUTIN	SHUTIN	
Receipts													
Receipts from Alberta Facilities	0.0	0.0	0.0	0.0	0.0	0.0	0.0	0.0	0.0	0.0	0.0	0.0	0.0
Receipts from Non-Alberta Facilities	0.0	0.0	0.0	0.0	0.0	0.0	0.0	0.0	0.0	0.0	0.0	0.0	0.0
Dispositions													
Disposition													
Battery	0.0	0.0	0.0	0.0	0.0	0.0	0.0	0.0	0.0	0.0	0.0	0.0	0.0
Gas Gathering System	0.0	0.0	0.0	0.0	0.0	0.0	0.0	0.0	0.0	0.0	0.0	0.0	0.0
Gas Plant	0.0	0.0	0.0	0.0	0.0	0.0	0.0	0.0	0.0	0.0	0.0	0.0	0.0
Injection Facility	0.0	0.0	0.0	0.0	0.0	0.0	0.0	0.0	0.0	0.0	0.0	0.0	0.0
Meter Station	0.0	0.0	0.0	0.0	0.0	0.0	0.0	0.0	0.0	0.0	0.0	0.0	0.0
Other	0.0	0.0	0.0	0.0	0.0	0.0	0.0	0.0	0.0	0.0	0.0	0.0	0.0
Alberta Commercial	0.0	0.0	0.0	0.0	0.0	0.0	0.0	0.0	0.0	0.0	0.0	0.0	0.0
Alberta Industrial	0.0	0.0	0.0	0.0	0.0	0.0	0.0	0.0	0.0	0.0	0.0	0.0	0.0
Alberta Residential	0.0	0.0	0.0	0.0	0.0	0.0	0.0	0.0	0.0	0.0	0.0	0.0	0.0
Alberta Elec.Generation	0.0	0.0	0.0	0.0	0.0	0.0	0.0	0.0	0.0	0.0	0.0	0.0	0.0
Shrinkage													
Acid Gas	0.0	0.0	0.0	0.0	0.0	0.0	0.0	0.0	0.0	0.0	0.0	0.0	0.0
Other products	0.0	0.0	0.0	0.0	0.0	0.0	0.0	0.0	0.0	0.0	0.0	0.0	0.0
Fuel	0.0	0.0	0.0	0.0	0.0	0.0	0.0	0.0	0.0	0.0	0.0	0.0	0.0
Flared	0.0	0.0	0.0	0.0	0.0	0.0	0.0	0.0	0.0	0.0	0.0	0.0	0.0
Vented	0.0	0.0	0.0	0.0	0.0	0.0	0.0	0.0	0.0	0.0	0.0	0.0	0.0
Diff and Other	0.0	0.0	0.0	0.0	0.0	0.0	0.0	0.0	0.0	0.0	0.0	0.0	0.0
Process and Frac													
Pentanes Plus	0.0	0.0	0.0	0.0	0.0	0.0	0.0	0.0	0.0	0.0	0.0	0.0	0.0
Propane	0.0	0.0	0.0	0.0	0.0	0.0	0.0	0.0	0.0	0.0	0.0	0.0	0.0
Butanes	0.0	0.0	0.0	0.0	0.0	0.0	0.0	0.0	0.0	0.0	0.0	0.0	0.0
Ethane	0.0	0.0	0.0	0.0	0.0	0.0	0.0	0.0	0.0	0.0	0.0	0.0	0.0
NGL	0.0	0.0	0.0	0.0	0.0	0.0	0.0	0.0	0.0	0.0	0.0	0.0	0.0
Sulphur	0.0	0.0	0.0	0.0	0.0	0.0	0.0	0.0	0.0	0.0	0.0	0.0	0.0
Sulphur Closing Inv	0.0	0.0	0.0	0.0	0.0	0.0	0.0	0.0	0.0	0.0	0.0	0.0	0.0

VPR6200

Facility ID ABGP0106875

Facility Name 981384 WIMBORNE 11-21-33-27W4 GP

Facility Licence # 35093

Facility Operator A663 TEAC

Production Month	201701	201702	201703	201704	201705	201706	201707	201708	201709	201710	201711	201712	Totals
Receipts													
Receipts from Alberta Facilities	2,394.9	2,284.8	2,452.4	2,163.6	2,490.4	2,249.2	2,487.0	2,410.1	2,483.3	2,538.9	2,506.1	2,620.0	29,080.7
Receipts from Non-Alberta Facilities	0.0	0.0	0.0	0.0	0.0	0.0	0.0	0.0	0.0	0.0	0.0	0.0	0.0
Dispositions													
Disposition													
Battery	0.0	0.0	0.0	0.0	0.0	0.0	0.0	0.0	0.0	0.0	0.0	0.0	0.0
Gas Gathering System	0.0	0.0	0.0	0.0	0.0	0.0	0.0	0.0	0.0	0.0	0.0	0.0	0.0
Gas Plant	0.0	0.0	0.0	0.0	0.0	0.0	0.0	0.0	0.0	0.0	0.0	0.0	0.0
Injection Facility	0.0	0.0	0.0	0.0	0.0	0.0	0.0	0.0	0.0	0.0	0.0	0.0	0.0
Meter Station	2,344.9	2,237.0	2,395.6	2,116.9	2,445.5	2,158.0	2,380.6	2,342.2	2,443.4	2,477.9	2,438.0	2,562.6	28,342.6
Other	0.0	0.0	0.0	0.0	0.0	0.0	0.0	0.0	0.0	0.0	0.0	0.0	0.0
Alberta Commercial	0.0	0.0	0.0	0.0	0.0	0.0	0.0	0.0	0.0	0.0	0.0	0.0	0.0
Alberta Industrial	0.0	0.0	0.0	0.0	0.0	0.0	0.0	0.0	0.0	0.0	0.0	0.0	0.0
Alberta Residential	0.0	0.0	0.0	0.0	0.0	0.0	0.0	0.0	0.0	0.0	0.0	0.0	0.0
Alberta Elec.Generation	0.0	0.0	0.0	0.0	0.0	0.0	0.0	0.0	0.0	0.0	0.0	0.0	0.0
Shrinkage													
Acid Gas	0.0	0.0	0.0	0.0	0.0	0.0	0.0	0.0	0.0	0.0	0.0	0.0	0.0
Other products	1.0	1.1	0.9	1.2	0.7	0.8	0.7	0.7	0.7	0.8	0.5	6.5	15.6
Fuel	125.8	120.3	128.0	108.8	126.7	115.7	131.7	127.4	129.6	130.1	127.9	140.3	1,512.3
Flared	0.0	0.0	0.0	0.0	0.0	0.0	0.0	0.0	0.0	0.0	0.0	0.0	0.0
Vented	0.9	0.8	0.9	0.0	0.5	0.1	0.1	0.4	0.1	0.2	0.2	0.3	4.5
Diff and Other	-77.7	-74.4	-73.0	-63.3	-83.0	-25.4	-26.1	-60.6	-90.5	-70.1	-60.5	-89.7	-794.3
Process and Frac													
Pentanes Plus	0.0	0.0	0.0	0.0	0.0	0.0	0.0	0.0	0.0	0.0	0.0	0.0	0.0
Propane	0.0	0.0	0.0	0.0	0.0	0.0	0.0	0.0	0.0	0.0	0.0	0.0	0.0
Butanes	0.0	0.0	0.0	0.0	0.0	0.0	0.0	0.0	0.0	0.0	0.0	0.0	0.0
Ethane	0.0	0.0	0.0	0.0	0.0	0.0	0.0	0.0	0.0	0.0	0.0	0.0	0.0
NGL	5.0	5.4	4.4	5.7	3.5	3.7	3.2	3.5	3.2	4.0	2.6	30.8	75.0
Sulphur	0.0	0.0	0.0	0.0	0.0	0.0	0.0	0.0	0.0	0.0	0.0	0.0	0.0
Sulphur Closing Inv	0.0	0.0	0.0	0.0	0.0	0.0	0.0	0.0	0.0	0.0	0.0	0.0	0.0

Unit of Measurement: Gas and Gas equivalent products: 1000m3, Liquids: m3, Sulphur: MTS

VPR6200

Facility ID ABGP0110241

Facility Name ALTAGAS ACADIA WEST GAS PLANT

Facility Licence # 23363

Facility Operator A0TK

Production Month	201701	201702	201703	201704	201705	201706	201707	201708	201709	201710	201711	201712	Totals
SHUTIN													
Receipts													
Receipts from Alberta Facilities	0.0	0.0	0.0	0.0	0.0	0.0	0.0	0.0	0.0	0.0	0.0	0.0	0.0
Receipts from Non-Alberta Facilities	0.0	0.0	0.0	0.0	0.0	0.0	0.0	0.0	0.0	0.0	0.0	0.0	0.0
Dispositions													
Disposition													
Battery	0.0	0.0	0.0	0.0	0.0	0.0	0.0	0.0	0.0	0.0	0.0	0.0	0.0
Gas Gathering System	0.0	0.0	0.0	0.0	0.0	0.0	0.0	0.0	0.0	0.0	0.0	0.0	0.0
Gas Plant	0.0	0.0	0.0	0.0	0.0	0.0	0.0	0.0	0.0	0.0	0.0	0.0	0.0
Injection Facility	0.0	0.0	0.0	0.0	0.0	0.0	0.0	0.0	0.0	0.0	0.0	0.0	0.0
Meter Station	0.0	0.0	0.0	0.0	0.0	0.0	0.0	0.0	0.0	0.0	0.0	0.0	0.0
Other	0.0	0.0	0.0	0.0	0.0	0.0	0.0	0.0	0.0	0.0	0.0	0.0	0.0
Alberta Commercial	0.0	0.0	0.0	0.0	0.0	0.0	0.0	0.0	0.0	0.0	0.0	0.0	0.0
Alberta Industrial	0.0	0.0	0.0	0.0	0.0	0.0	0.0	0.0	0.0	0.0	0.0	0.0	0.0
Alberta Residential	0.0	0.0	0.0	0.0	0.0	0.0	0.0	0.0	0.0	0.0	0.0	0.0	0.0
Alberta Elec.Generation	0.0	0.0	0.0	0.0	0.0	0.0	0.0	0.0	0.0	0.0	0.0	0.0	0.0
Shrinkage													
Acid Gas	0.0	0.0	0.0	0.0	0.0	0.0	0.0	0.0	0.0	0.0	0.0	0.0	0.0
Other products	0.0	0.0	0.0	0.0	0.0	0.0	0.0	0.0	0.0	0.0	0.0	0.0	0.0
Fuel	0.0	0.0	0.0	0.0	0.0	0.0	0.0	0.0	0.0	0.0	0.0	0.0	0.0
Flared	0.0	0.0	0.0	0.0	0.0	0.0	0.0	0.0	0.0	0.0	0.0	0.0	0.0
Vented	0.0	0.0	0.0	0.0	0.0	0.0	0.0	0.0	0.0	0.0	0.0	0.0	0.0
Diff and Other	0.0	0.0	0.0	0.0	0.0	0.0	0.0	0.0	0.0	0.0	0.0	0.0	0.0
Process and Frac													
Pentanes Plus	0.0	0.0	0.0	0.0	0.0	0.0	0.0	0.0	0.0	0.0	0.0	0.0	0.0
Propane	0.0	0.0	0.0	0.0	0.0	0.0	0.0	0.0	0.0	0.0	0.0	0.0	0.0
Butanes	0.0	0.0	0.0	0.0	0.0	0.0	0.0	0.0	0.0	0.0	0.0	0.0	0.0
Ethane	0.0	0.0	0.0	0.0	0.0	0.0	0.0	0.0	0.0	0.0	0.0	0.0	0.0
NGL	0.0	0.0	0.0	0.0	0.0	0.0	0.0	0.0	0.0	0.0	0.0	0.0	0.0
Sulphur	0.0	0.0	0.0	0.0	0.0	0.0	0.0	0.0	0.0	0.0	0.0	0.0	0.0
Sulphur Closing Inv	0.0	0.0	0.0	0.0	0.0	0.0	0.0	0.0	0.0	0.0	0.0	0.0	0.0

VPR6200

Facility ID ABGP0110251

Facility Name CELTIC UTIKUMA GP 13-15-81-09W5

Facility Licence # 41982

Facility Operator A6HJ

Production Month		201701	201702	201703	201704	201705	201706	201707	201708	201709	201710	201711	201712	Totals
		SHUTIN	SHUTIN											
Receipts														
Receipts from Alberta Facilities		0.0	0.0	0.0	0.0	0.0	0.0	0.0	0.0	0.0	0.0	0.0	0.0	0.0
Receipts from Non-Alberta Facilities		0.0	0.0	0.0	0.0	0.0	0.0	0.0	0.0	0.0	0.0	0.0	0.0	0.0
Dispositions														
Disposition	Battery	0.0	0.0	0.0	0.0	0.0	0.0	0.0	0.0	0.0	0.0	0.0	0.0	0.0
	Gas Gathering System	0.0	0.0	0.0	0.0	0.0	0.0	0.0	0.0	0.0	0.0	0.0	0.0	0.0
	Gas Plant	0.0	0.0	0.0	0.0	0.0	0.0	0.0	0.0	0.0	0.0	0.0	0.0	0.0
	Injection Facility	0.0	0.0	0.0	0.0	0.0	0.0	0.0	0.0	0.0	0.0	0.0	0.0	0.0
	Meter Station	0.0	0.0	0.0	0.0	0.0	0.0	0.0	0.0	0.0	0.0	0.0	0.0	0.0
	Other	0.0	0.0	0.0	0.0	0.0	0.0	0.0	0.0	0.0	0.0	0.0	0.0	0.0
	Alberta Commercial	0.0	0.0	0.0	0.0	0.0	0.0	0.0	0.0	0.0	0.0	0.0	0.0	0.0
	Alberta Industrial	0.0	0.0	0.0	0.0	0.0	0.0	0.0	0.0	0.0	0.0	0.0	0.0	0.0
	Alberta Residential	0.0	0.0	0.0	0.0	0.0	0.0	0.0	0.0	0.0	0.0	0.0	0.0	0.0
	Alberta Elec.Generation	0.0	0.0	0.0	0.0	0.0	0.0	0.0	0.0	0.0	0.0	0.0	0.0	0.0
Shrinkage	Acid Gas	0.0	0.0	0.0	0.0	0.0	0.0	0.0	0.0	0.0	0.0	0.0	0.0	0.0
	Other products	0.0	0.0	0.0	0.0	0.0	0.0	0.0	0.0	0.0	0.0	0.0	0.0	0.0
Fuel		0.0	0.0	0.0	0.0	0.0	0.0	0.0	0.0	0.0	0.0	0.0	0.0	0.0
Flared		0.0	0.0	0.0	0.0	0.0	0.0	0.0	0.0	0.0	0.0	0.0	0.0	0.0
Vented		0.0	0.0	0.0	0.0	0.0	0.0	0.0	0.0	0.0	0.0	0.0	0.0	0.0
Diff and Other		0.0	0.0	0.0	0.0	0.0	0.0	0.0	0.0	0.0	0.0	0.0	0.0	0.0
Process and Frac														
Pentanes Plus		0.0	0.0	0.0	0.0	0.0	0.0	0.0	0.0	0.0	0.0	0.0	0.0	0.0
Propane		0.0	0.0	0.0	0.0	0.0	0.0	0.0	0.0	0.0	0.0	0.0	0.0	0.0
Butanes		0.0	0.0	0.0	0.0	0.0	0.0	0.0	0.0	0.0	0.0	0.0	0.0	0.0
Ethane		0.0	0.0	0.0	0.0	0.0	0.0	0.0	0.0	0.0	0.0	0.0	0.0	0.0
NGL		0.0	0.0	0.0	0.0	0.0	0.0	0.0	0.0	0.0	0.0	0.0	0.0	0.0
Sulphur		0.0	0.0	0.0	0.0	0.0	0.0	0.0	0.0	0.0	0.0	0.0	0.0	0.0
Sulphur Closing Inv		0.0	0.0	0.0	0.0	0.0	0.0	0.0	0.0	0.0	0.0	0.0	0.0	0.0

VPR6200

Facility ID ABGP0110886

Facility Name DARWIN 16-28-94-18 GP

Facility Licence # 17600

Facility Operator ORL9 BAYTEX

Production Month	201701	201702	201703	201704	201705	201706	201707	201708	201709	201710	201711	201712	Totals
Receipts													
Receipts from Alberta Facilities	1,386.8	1,281.7	1,388.6	1,386.2	1,441.8	1,284.8	1,351.0	1,324.1	1,384.1	1,356.5	1,291.3	1,258.3	16,135.2
Receipts from Non-Alberta Facilities	0.0	0.0	0.0	0.0	0.0	0.0	0.0	0.0	0.0	0.0	0.0	0.0	0.0
Dispositions													
Disposition													
Battery	0.0	0.0	0.0	0.0	0.0	0.0	0.0	0.0	0.0	0.0	0.0	0.0	0.0
Gas Gathering System	0.0	0.0	0.0	0.0	0.0	0.0	0.0	0.0	0.0	0.0	0.0	0.0	0.0
Gas Plant	0.0	0.0	0.0	0.0	0.0	0.0	0.0	0.0	0.0	0.0	0.0	0.0	0.0
Injection Facility	0.0	0.0	0.0	0.0	0.0	0.0	0.0	0.0	0.0	0.0	0.0	0.0	0.0
Meter Station	1,180.7	1,126.0	1,144.1	1,105.3	1,152.4	1,040.5	1,135.9	1,098.9	1,150.0	1,118.4	1,036.5	1,008.3	13,297.0
Other	0.0	0.0	0.0	0.0	0.0	0.0	0.0	0.0	0.0	0.0	0.0	0.0	0.0
Alberta Commercial	0.0	0.0	0.0	0.0	0.0	0.0	0.0	0.0	0.0	0.0	0.0	0.0	0.0
Alberta Industrial	0.0	0.0	0.0	0.0	0.0	0.0	0.0	0.0	0.0	0.0	0.0	0.0	0.0
Alberta Residential	0.0	0.0	0.0	0.0	0.0	0.0	0.0	0.0	0.0	0.0	0.0	0.0	0.0
Alberta Elec.Generation	0.0	0.0	0.0	0.0	0.0	0.0	0.0	0.0	0.0	0.0	0.0	0.0	0.0
Shrinkage													
Acid Gas	0.0	0.0	0.0	0.0	0.0	0.0	0.0	0.0	0.0	0.0	0.0	0.0	0.0
Other products	0.0	0.0	0.0	0.0	0.0	0.0	0.0	0.0	0.0	0.0	0.0	0.0	0.0
Fuel	189.1	165.8	184.5	191.1	193.1	182.2	184.6	186.7	182.8	193.8	196.2	196.6	2,246.5
Flared	0.6	0.0	0.6	0.0	0.0	0.0	0.0	0.0	0.0	0.0	0.0	0.0	1.2
Vented	28.2	1.6	30.5	65.2	66.4	64.9	64.2	59.7	62.2	68.9	62.4	61.7	635.9
Diff and Other	-11.8	-11.7	28.9	24.6	29.9	-2.8	-33.7	-21.2	-10.9	-24.6	-3.8	-8.3	-45.4
Process and Frac													
Pentanes Plus	0.0	0.0	0.0	0.0	0.0	0.0	0.0	0.0	0.0	0.0	0.0	0.0	0.0
Propane	0.0	0.0	0.0	0.0	0.0	0.0	0.0	0.0	0.0	0.0	0.0	0.0	0.0
Butanes	0.0	0.0	0.0	0.0	0.0	0.0	0.0	0.0	0.0	0.0	0.0	0.0	0.0
Ethane	0.0	0.0	0.0	0.0	0.0	0.0	0.0	0.0	0.0	0.0	0.0	0.0	0.0
NGL	0.0	0.0	0.0	0.0	0.0	0.0	0.0	0.0	0.0	0.0	0.0	0.0	0.0
Sulphur	0.0	0.0	0.0	0.0	0.0	0.0	0.0	0.0	0.0	0.0	0.0	0.0	0.0
Sulphur Closing Inv	0.0	0.0	0.0	0.0	0.0	0.0	0.0	0.0	0.0	0.0	0.0	0.0	0.0

Unit of Measurement: Gas and Gas equivalent products: 1000m3, Liquids: m3, Sulphur: MTS

VPR6200

Facility ID ABGP0111570

Facility Name Tourmaline Hinton 06-32 Gas Plant

Facility Licence # 42007

Facility Operator A573 TOURMALINE

Production Month	201701	201702	201703	201704	201705	201706	201707	201708	201709	201710	201711	201712	Totals
Receipts													
Receipts from Alberta Facilities	28,492.2	20,392.5	22,822.1	19,406.8	15,236.4	8,574.4	12,199.8	13,745.5	29,751.3	32,093.0	22,597.0	23,160.0	248,471.0
Receipts from Non-Alberta Facilities	0.0	0.0	0.0	0.0	0.0	0.0	0.0	0.0	0.0	0.0	0.0	0.0	0.0
Dispositions													
Disposition													
Battery	0.0	0.0	0.0	0.0	0.0	0.0	0.0	0.0	0.0	0.0	0.0	0.0	0.0
Gas Gathering System	0.0	0.0	0.0	0.0	0.0	0.0	0.0	0.0	0.0	0.0	0.0	0.0	0.0
Gas Plant	0.0	0.0	0.0	0.0	0.0	0.0	0.0	0.0	0.0	0.0	0.0	0.0	0.0
Injection Facility	0.0	0.0	0.0	0.0	0.0	0.0	0.0	0.0	0.0	0.0	0.0	0.0	0.0
Meter Station	27,585.2	20,093.4	22,406.5	19,056.5	14,858.6	8,131.7	11,611.0	13,135.6	27,701.2	31,254.2	22,145.6	22,881.9	240,861.4
Other	0.0	0.0	0.0	0.0	0.0	0.0	0.0	0.0	0.0	0.0	0.0	0.0	0.0
Alberta Commercial	0.0	0.0	0.0	0.0	0.0	0.0	0.0	0.0	0.0	0.0	0.0	0.0	0.0
Alberta Industrial	0.0	0.0	0.0	0.0	0.0	0.0	0.0	0.0	0.0	0.0	0.0	0.0	0.0
Alberta Residential	0.0	0.0	0.0	0.0	0.0	0.0	0.0	0.0	0.0	0.0	0.0	0.0	0.0
Alberta Elec.Generation	0.0	0.0	0.0	0.0	0.0	0.0	0.0	0.0	0.0	0.0	0.0	0.0	0.0
Shrinkage													
Acid Gas	0.0	0.0	0.0	0.0	0.0	0.0	0.0	0.0	0.0	0.0	0.0	0.0	0.0
Other products	51.2	39.9	48.7	32.6	25.1	11.8	25.6	31.0	41.2	44.1	33.0	37.3	421.5
Fuel	1,305.9	997.9	1,074.5	992.7	811.9	530.1	678.1	679.3	1,246.8	1,194.1	898.5	0.0	10,409.8
Flared	2.2	0.5	0.6	4.0	0.8	7.0	1.0	7.8	7.0	4.9	8.2	0.0	44.0
Vented	0.2	0.1	0.2	0.1	0.0	0.1	0.1	0.3	0.7	0.2	0.3	0.0	2.3
Diff and Other	-452.5	-739.3	-708.4	-679.1	-460.0	-106.3	-116.0	-108.5	754.4	-404.5	-488.6	240.8	-3,268.0
Process and Frac													
Pentanes Plus	111.9	90.5	103.4	58.3	70.7	35.0	82.6	73.6	139.5	131.2	100.8	111.6	1,109.1
Propane	0.0	0.0	0.0	0.0	0.0	0.0	0.0	0.0	0.0	0.0	0.0	0.0	0.0
Butanes	0.0	0.0	0.0	0.0	0.0	0.0	0.0	0.0	0.0	0.0	0.0	0.0	0.0
Ethane	0.0	0.0	0.0	0.0	0.0	0.0	0.0	0.0	0.0	0.0	0.0	0.0	0.0
NGL	127.0	95.7	123.0	93.1	47.1	21.1	38.5	71.5	56.5	78.1	56.9	65.8	874.3
Sulphur	0.0	0.0	0.0	0.0	0.0	0.0	0.0	0.0	0.0	0.0	0.0	0.0	0.0
Sulphur Closing Inv	0.0	0.0	0.0	0.0	0.0	0.0	0.0	0.0	0.0	0.0	0.0	0.0	0.0

Unit of Measurement: Gas and Gas equivalent products: 1000m3, Liquids: m3, Sulphur: MTS

VPR6200

Facility ID ABGP0112787

Facility Name Twin Butte Viking GP 16-01-48-13W4

Facility Licence # 29993

Facility Operator A7H7 WLEC

Production Month	201701	201702	201703	201704	201705	201706	201707	201708	201709	201710	201711	201712	Totals
	SHUTIN												
Receipts													
Receipts from Alberta Facilities	122.3	110.7	129.3	120.4	99.8	90.3	46.7	18.0	15.7	14.3	45.8	0.0	813.3
Receipts from Non-Alberta Facilities	0.0	0.0	0.0	0.0	0.0	0.0	0.0	0.0	0.0	0.0	0.0	0.0	0.0
Dispositions													
Disposition													
Battery	0.0	0.0	0.0	0.0	0.0	0.0	0.0	0.0	0.0	0.0	0.0	0.0	0.0
Gas Gathering System	0.0	0.0	0.0	0.0	0.0	0.0	0.0	0.0	0.0	0.0	0.0	0.0	0.0
Gas Plant	0.0	0.0	0.0	0.0	0.0	0.0	0.0	0.0	0.0	0.0	0.0	0.0	0.0
Injection Facility	0.0	0.0	0.0	0.0	0.0	0.0	0.0	0.0	0.0	0.0	0.0	0.0	0.0
Meter Station	0.0	0.0	0.0	0.0	0.0	0.0	0.0	0.0	0.0	0.0	0.0	0.0	0.0
Other	0.0	0.0	0.0	0.0	0.0	0.0	0.0	0.0	0.0	0.0	0.0	0.0	0.0
Alberta Commercial	0.0	0.0	0.0	0.0	0.0	0.0	0.0	0.0	0.0	0.0	0.0	0.0	0.0
Alberta Industrial	0.0	0.0	0.0	0.0	0.0	0.0	0.0	0.0	0.0	0.0	0.0	0.0	0.0
Alberta Residential	0.0	0.0	0.0	0.0	0.0	0.0	0.0	0.0	0.0	0.0	0.0	0.0	0.0
Alberta Elec.Generation	0.0	0.0	0.0	0.0	0.0	0.0	0.0	0.0	0.0	0.0	0.0	0.0	0.0
Shrinkage													
Acid Gas	0.0	0.0	0.0	0.0	0.0	0.0	0.0	0.0	0.0	0.0	0.0	0.0	0.0
Other products	0.0	0.0	0.0	0.0	0.0	0.0	0.0	0.0	0.0	0.0	0.0	0.0	0.0
Fuel	0.0	0.0	0.0	1.2	1.2	1.2	2.0	1.2	1.2	1.2	5.8	0.0	15.0
Flared	122.3	110.7	129.3	119.2	113.2	97.2	52.8	18.0	0.0	13.8	40.0	0.0	816.5
Vented	0.0	0.0	0.0	0.0	0.0	0.0	0.0	0.0	15.7	0.0	0.0	0.0	15.7
Diff and Other	0.0	0.0	0.0	0.0	-14.6	-8.1	-8.1	-1.2	-1.2	-0.7	0.0	0.0	-33.9
Process and Frac													
Pentanes Plus	0.0	0.0	0.0	0.0	0.0	0.0	0.0	0.0	0.0	0.0	0.0	0.0	0.0
Propane	0.0	0.0	0.0	0.0	0.0	0.0	0.0	0.0	0.0	0.0	0.0	0.0	0.0
Butanes	0.0	0.0	0.0	0.0	0.0	0.0	0.0	0.0	0.0	0.0	0.0	0.0	0.0
Ethane	0.0	0.0	0.0	0.0	0.0	0.0	0.0	0.0	0.0	0.0	0.0	0.0	0.0
NGL	0.0	0.0	0.0	0.0	0.0	0.0	0.0	0.0	0.0	0.0	0.0	0.0	0.0
Sulphur	0.0	0.0	0.0	0.0	0.0	0.0	0.0	0.0	0.0	0.0	0.0	0.0	0.0
Sulphur Closing Inv	0.0	0.0	0.0	0.0	0.0	0.0	0.0	0.0	0.0	0.0	0.0	0.0	0.0

Unit of Measurement: Gas and Gas equivalent products: 1000m3, Liquids: m3, Sulphur: MTS

VPR6200

Facility ID ABGP0113730

Facility Name SOUTH BRINTNELL 13-01-81-23W4

Facility Licence # 16653

Facility Operator OHE9

Production Month	201701	201702	201703	201704	201705	201706	201707	201708	201709	201710	201711	201712	Totals
SHUTIN													
Receipts													
Receipts from Alberta Facilities	0.0	0.0	0.0	0.0	0.0	0.0	0.0	0.0	0.0	0.0	0.0	0.0	0.0
Receipts from Non-Alberta Facilities	0.0	0.0	0.0	0.0	0.0	0.0	0.0	0.0	0.0	0.0	0.0	0.0	0.0
Dispositions													
Disposition													
Battery	0.0	0.0	0.0	0.0	0.0	0.0	0.0	0.0	0.0	0.0	0.0	0.0	0.0
Gas Gathering System	0.0	0.0	0.0	0.0	0.0	0.0	0.0	0.0	0.0	0.0	0.0	0.0	0.0
Gas Plant	0.0	0.0	0.0	0.0	0.0	0.0	0.0	0.0	0.0	0.0	0.0	0.0	0.0
Injection Facility	0.0	0.0	0.0	0.0	0.0	0.0	0.0	0.0	0.0	0.0	0.0	0.0	0.0
Meter Station	0.0	0.0	0.0	0.0	0.0	0.0	0.0	0.0	0.0	0.0	0.0	0.0	0.0
Other	0.0	0.0	0.0	0.0	0.0	0.0	0.0	0.0	0.0	0.0	0.0	0.0	0.0
Alberta Commercial	0.0	0.0	0.0	0.0	0.0	0.0	0.0	0.0	0.0	0.0	0.0	0.0	0.0
Alberta Industrial	0.0	0.0	0.0	0.0	0.0	0.0	0.0	0.0	0.0	0.0	0.0	0.0	0.0
Alberta Residential	0.0	0.0	0.0	0.0	0.0	0.0	0.0	0.0	0.0	0.0	0.0	0.0	0.0
Alberta Elec.Generation	0.0	0.0	0.0	0.0	0.0	0.0	0.0	0.0	0.0	0.0	0.0	0.0	0.0
Shrinkage													
Acid Gas	0.0	0.0	0.0	0.0	0.0	0.0	0.0	0.0	0.0	0.0	0.0	0.0	0.0
Other products	0.0	0.0	0.0	0.0	0.0	0.0	0.0	0.0	0.0	0.0	0.0	0.0	0.0
Fuel	0.0	0.0	0.0	0.0	0.0	0.0	0.0	0.0	0.0	0.0	0.0	0.0	0.0
Flared	0.0	0.0	0.0	0.0	0.0	0.0	0.0	0.0	0.0	0.0	0.0	0.0	0.0
Vented	0.0	0.0	0.0	0.0	0.0	0.0	0.0	0.0	0.0	0.0	0.0	0.0	0.0
Diff and Other	0.0	0.0	0.0	0.0	0.0	0.0	0.0	0.0	0.0	0.0	0.0	0.0	0.0
Process and Frac													
Pentanes Plus	0.0	0.0	0.0	0.0	0.0	0.0	0.0	0.0	0.0	0.0	0.0	0.0	0.0
Propane	0.0	0.0	0.0	0.0	0.0	0.0	0.0	0.0	0.0	0.0	0.0	0.0	0.0
Butanes	0.0	0.0	0.0	0.0	0.0	0.0	0.0	0.0	0.0	0.0	0.0	0.0	0.0
Ethane	0.0	0.0	0.0	0.0	0.0	0.0	0.0	0.0	0.0	0.0	0.0	0.0	0.0
NGL	0.0	0.0	0.0	0.0	0.0	0.0	0.0	0.0	0.0	0.0	0.0	0.0	0.0
Sulphur	0.0	0.0	0.0	0.0	0.0	0.0	0.0	0.0	0.0	0.0	0.0	0.0	0.0
Sulphur Closing Inv	0.0	0.0	0.0	0.0	0.0	0.0	0.0	0.0	0.0	0.0	0.0	0.0	0.0

VPR6200

Facility ID ABGP0114466

Facility Name BRANTFARROW 14-05-019-24W4 GAS PLANT

Facility Licence # 2580

Facility Operator A2TG TQN

Production Month	201701	201702	201703	201704	201705	201706	201707	201708	201709	201710	201711	201712	Totals
Receipts													
Receipts from Alberta Facilities	1,047.9	1,053.4	999.1	1,219.4	1,377.0	1,408.3	1,152.6	1,261.7	1,120.2	1,190.1	1,056.8	893.4	13,779.9
Receipts from Non-Alberta Facilities	0.0	0.0	0.0	0.0	0.0	0.0	0.0	0.0	0.0	0.0	0.0	0.0	0.0
Dispositions													
Disposition													
Battery	0.0	0.0	0.0	0.0	0.0	0.0	0.0	0.0	0.0	0.0	0.0	0.0	0.0
Gas Gathering System	0.0	0.0	0.0	0.0	0.0	0.0	0.0	0.0	0.0	0.0	0.0	0.0	0.0
Gas Plant	0.0	0.0	0.0	0.0	0.0	0.0	0.0	0.0	0.0	0.0	0.0	0.0	0.0
Injection Facility	0.0	0.0	0.0	0.0	0.0	0.0	0.0	0.0	0.0	0.0	0.0	0.0	0.0
Meter Station	873.4	820.6	860.2	1,103.7	1,182.9	1,168.2	1,014.6	1,088.4	957.5	1,043.8	911.4	862.6	11,887.3
Other	0.0	0.0	0.0	0.0	0.0	0.0	0.0	0.0	0.0	0.0	0.0	0.0	0.0
Alberta Commercial	0.0	0.0	0.0	0.0	0.0	0.0	0.0	0.0	0.0	0.0	0.0	0.0	0.0
Alberta Industrial	0.0	0.0	0.0	0.0	0.0	0.0	0.0	0.0	0.0	0.0	0.0	0.0	0.0
Alberta Residential	0.0	0.0	0.0	0.0	0.0	0.0	0.0	0.0	0.0	0.0	0.0	0.0	0.0
Alberta Elec.Generation	0.0	0.0	0.0	0.0	0.0	0.0	0.0	0.0	0.0	0.0	0.0	0.0	0.0
Shrinkage													
Acid Gas	0.0	0.0	0.0	0.0	0.0	0.0	0.0	0.0	0.0	0.0	0.0	0.0	0.0
Other products	34.2	34.9	33.4	31.6	45.7	34.4	41.7	46.9	40.5	39.3	41.1	38.3	462.0
Fuel	145.2	118.9	130.5	123.9	120.4	117.6	101.6	107.9	106.9	117.0	121.8	126.2	1,437.9
Flared	0.2	0.6	1.0	0.7	1.9	1.0	0.4	0.6	0.7	0.4	0.5	0.6	8.6
Vented	0.0	0.1	0.1	0.0	0.1	0.0	0.1	0.1	0.1	0.1	0.1	0.1	0.9
Diff and Other	-5.1	78.3	-26.1	-40.5	26.0	87.1	-5.8	17.8	14.5	-10.5	-18.1	-134.4	-16.8
Process and Frac													
Pentanes Plus	11.1	23.5	18.0	8.7	19.0	1.7	7.6	20.7	18.3	20.4	16.7	12.7	178.4
Propane	0.0	0.0	0.0	0.0	0.0	0.0	0.0	0.0	0.0	0.0	0.0	0.0	0.0
Butanes	0.0	0.0	0.0	0.0	0.0	0.0	0.0	0.0	0.0	0.0	0.0	0.0	0.0
Ethane	0.0	0.0	0.0	0.0	0.0	0.0	0.0	0.0	0.0	0.0	0.0	0.0	0.0
NGL	140.2	128.3	127.0	125.7	175.1	145.5	171.1	182.1	156.2	148.2	159.0	151.1	1,809.5
Sulphur	0.0	0.0	0.0	0.0	0.0	0.0	0.0	0.0	0.0	0.0	0.0	0.0	0.0
Sulphur Closing Inv	0.0	0.0	0.0	0.0	0.0	0.0	0.0	0.0	0.0	0.0	0.0	0.0	0.0

Unit of Measurement: Gas and Gas equivalent products: 1000m3, Liquids: m3, Sulphur: MTS

VPR6200

Facility ID ABGP0115356

Facility Name BANSHEE 15-12 GAS PLANT

Facility Licence # 41357

Facility Operator A573 TOURMALINE

Production Month	201701	201702	201703	201704	201705	201706	201707	201708	201709	201710	201711	201712	Totals
Receipts													
Receipts from Alberta Facilities	134,662.3	119,400.7	142,342.9	132,536.5	131,252.8	121,770.4	134,977.2	138,587.7	138,344.4	144,667.0	137,498.4	143,106.3	1,619,146.6
Receipts from Non-Alberta Facilities	0.0	0.0	0.0	0.0	0.0	0.0	0.0	0.0	0.0	0.0	0.0	0.0	0.0
Dispositions													
Disposition													
Battery	0.0	0.0	0.0	0.0	0.0	0.0	0.0	0.0	0.0	0.0	0.0	0.0	0.0
Gas Gathering System	0.0	0.0	0.0	0.0	0.0	0.0	0.0	0.0	0.0	0.0	0.0	0.0	0.0
Gas Plant	0.0	0.0	0.0	0.0	0.0	0.0	0.0	0.0	0.0	0.0	0.0	0.0	0.0
Injection Facility	0.0	0.0	0.0	0.0	0.0	0.0	0.0	0.0	0.0	0.0	0.0	0.0	0.0
Meter Station	131,564.5	116,292.0	138,942.0	128,565.3	127,709.1	118,081.8	130,213.7	133,490.2	135,005.2	140,248.4	133,648.6	139,657.5	1,573,418.3
Other	0.0	0.0	0.0	0.0	0.0	0.0	0.0	0.0	0.0	0.0	0.0	0.0	0.0
Alberta Commercial	0.0	0.0	0.0	0.0	0.0	0.0	0.0	0.0	0.0	0.0	0.0	0.0	0.0
Alberta Industrial	0.0	0.0	0.0	0.0	0.0	0.0	0.0	0.0	0.0	0.0	0.0	0.0	0.0
Alberta Residential	0.0	158.4	0.0	0.0	0.0	0.0	0.0	0.0	0.0	0.0	0.0	0.0	158.4
Alberta Elec.Generation	0.0	0.0	0.0	0.0	0.0	0.0	0.0	0.0	0.0	0.0	0.0	0.0	0.0
Shrinkage													
Acid Gas	0.0	0.0	0.0	0.0	0.0	0.0	0.0	0.0	0.0	0.0	0.0	0.0	0.0
Other products	917.9	839.5	975.5	833.2	804.4	844.7	846.1	1,163.0	1,103.3	1,061.9	877.1	1,508.1	11,774.7
Fuel	3,176.9	2,839.4	3,413.7	3,254.4	3,286.6	3,040.6	3,352.3	3,392.4	3,359.2	3,482.2	3,488.6	3,539.6	39,625.9
Flared	0.0	0.0	6.0	0.0	2.2	0.1	0.0	0.5	0.0	8.1	7.4	0.0	24.3
Vented	0.0	0.0	0.5	0.0	0.5	0.1	0.3	1.6	0.0	0.7	0.9	0.2	4.8
Diff and Other	-997.0	-728.6	-994.8	-116.4	-550.0	-196.9	564.8	540.0	-1,123.3	-134.3	-524.2	-1,599.1	-5,859.8
Process and Frac													
Pentanes Plus	3,872.3	3,448.8	3,937.2	3,351.7	3,166.6	3,179.5	3,249.8	4,562.4	4,575.6	4,577.1	3,930.8	6,713.4	48,565.2
Propane	0.0	0.0	0.0	0.0	0.0	0.0	0.0	0.0	0.0	0.0	0.0	0.0	0.0
Butanes	0.0	0.0	0.0	0.0	0.0	0.0	0.0	0.0	0.0	0.0	0.0	0.0	0.0
Ethane	0.0	0.0	0.0	0.0	0.0	0.0	0.0	0.0	0.0	0.0	0.0	0.0	0.0
NGL	492.9	527.3	673.2	585.1	625.3	783.0	728.2	919.0	658.7	484.5	267.2	509.3	7,253.7
Sulphur	0.0	0.0	0.0	0.0	0.0	0.0	0.0	0.0	0.0	0.0	0.0	0.0	0.0
Sulphur Closing Inv	0.0	0.0	0.0	0.0	0.0	0.0	0.0	0.0	0.0	0.0	0.0	0.0	0.0

Unit of Measurement: Gas and Gas equivalent products: 1000m3, Liquids: m3, Sulphur: MTS

VPR6200

Facility ID ABGP0115771

Facility Name MARLBORO 05-29 GAS PLANT

Facility Licence # 42367

Facility Operator A5RX BEC

Production Month	201701	201702	201703	201704	201705	201706	201707	201708	201709	201710	201711	201712	Totals
Receipts													
Receipts from Alberta Facilities	17,933.2	16,163.4	22,439.2	25,774.0	27,185.8	27,071.5	23,853.6	22,757.7	12,693.5	24,806.0	24,929.2	25,530.2	271,137.3
Receipts from Non-Alberta Facilities	0.0	0.0	0.0	0.0	0.0	0.0	0.0	0.0	0.0	0.0	0.0	0.0	0.0
Dispositions													
Disposition													
Battery	0.0	0.0	0.0	0.0	0.0	0.0	0.0	0.0	0.0	0.0	0.0	0.0	0.0
Gas Gathering System	0.0	0.0	0.0	0.0	0.0	0.0	0.0	0.0	0.0	0.0	0.0	0.0	0.0
Gas Plant	0.0	0.0	0.0	0.0	0.0	0.0	0.0	0.0	0.0	0.0	0.0	0.0	0.0
Injection Facility	0.0	0.0	0.0	0.0	0.0	0.0	0.0	0.0	0.0	0.0	0.0	0.0	0.0
Meter Station	17,190.6	15,484.0	21,647.6	25,020.6	26,239.8	25,955.2	22,946.1	21,852.7	12,042.1	23,707.8	24,120.6	24,756.5	260,963.6
Other	0.0	0.0	0.0	0.0	0.0	0.0	0.0	0.0	0.0	0.0	0.0	0.0	0.0
Alberta Commercial	0.0	0.0	0.0	0.0	0.0	0.0	0.0	0.0	0.0	0.0	0.0	0.0	0.0
Alberta Industrial	0.0	0.0	0.0	0.0	0.0	0.0	0.0	0.0	0.0	0.0	0.0	0.0	0.0
Alberta Residential	0.0	0.0	0.0	0.0	0.0	0.0	0.0	0.0	0.0	0.0	0.0	0.0	0.0
Alberta Elec.Generation	0.0	0.0	0.0	0.0	0.0	0.0	0.0	0.0	0.0	0.0	0.0	0.0	0.0
Shrinkage													
Acid Gas	0.0	0.0	0.0	0.0	0.0	0.0	0.0	0.0	0.0	0.0	0.0	0.0	0.0
Other products	204.2	173.7	223.2	244.8	313.3	362.3	264.4	243.4	164.0	314.6	286.0	257.3	3,051.2
Fuel	481.6	444.8	581.8	669.7	709.0	687.1	653.6	628.3	353.3	619.3	654.2	643.8	7,126.5
Flared	0.0	0.0	0.0	0.0	0.0	0.0	0.0	0.0	0.0	0.0	0.0	0.0	0.0
Vented	1.0	0.2	14.3	2.0	2.6	4.8	0.8	0.0	19.3	5.1	0.0	7.5	57.6
Diff and Other	55.8	60.7	-27.7	-163.1	-78.9	62.1	-11.3	33.3	114.8	159.2	-131.6	-134.9	-61.6
Process and Frac													
Pentanes Plus	0.0	0.0	2.5	22.6	35.5	17.8	10.3	9.5	103.2	0.2	2.1	13.1	216.8
Propane	0.0	0.0	0.0	0.0	0.0	0.0	0.0	0.0	0.0	0.0	0.0	0.0	0.0
Butanes	0.0	0.0	0.0	0.0	0.0	0.0	0.0	0.0	0.0	0.0	0.0	0.0	0.0
Ethane	0.0	0.0	0.0	0.0	0.0	0.0	0.0	0.0	0.0	0.0	0.0	0.0	0.0
NGL	906.8	769.6	987.9	1,070.5	1,362.2	1,578.9	1,167.1	1,080.9	634.0	1,387.4	1,265.6	1,140.1	13,351.0
Sulphur	0.0	0.0	0.0	0.0	0.0	0.0	0.0	0.0	0.0	0.0	0.0	0.0	0.0
Sulphur Closing Inv	0.0	0.0	0.0	0.0	0.0	0.0	0.0	0.0	0.0	0.0	0.0	0.0	0.0

Unit of Measurement: Gas and Gas equivalent products: 1000m3, Liquids: m3, Sulphur: MTS

VPR6200

Facility ID ABGP0117818

Facility Name Anderson GP 00/01-09-051-24W5M

Facility Licence # 40185

Facility Operator A573 TOURMALINE

Production Month	201701	201702	201703	201704	201705	201706	201707	201708	201709	201710	201711	201712	Totals
Receipts													
Receipts from Alberta Facilities	24,248.3	26,579.4	29,942.6	30,682.9	29,471.6	31,245.0	27,663.6	24,370.5	16,355.4	18,817.8	18,783.3	21,383.2	299,543.6
Receipts from Non-Alberta Facilities	0.0	0.0	0.0	0.0	0.0	0.0	0.0	0.0	0.0	0.0	0.0	0.0	0.0
Dispositions													
Disposition													
Battery	0.0	0.0	0.0	0.0	0.0	0.0	0.0	0.0	0.0	0.0	0.0	0.0	0.0
Gas Gathering System	0.0	0.0	0.0	0.0	0.0	0.0	0.0	0.0	0.0	0.0	0.0	0.0	0.0
Gas Plant	0.0	0.0	0.0	0.0	0.0	0.0	0.0	0.0	0.0	0.0	0.0	0.0	0.0
Injection Facility	0.0	0.0	0.0	0.0	0.0	0.0	0.0	0.0	0.0	0.0	0.0	0.0	0.0
Meter Station	23,574.1	25,493.9	28,822.0	29,746.6	28,562.0	30,428.7	26,763.3	23,419.3	15,558.8	17,914.9	17,961.8	22,083.5	290,328.9
Other	0.0	0.0	0.0	0.0	0.0	0.0	0.0	0.0	0.0	0.0	0.0	0.0	0.0
Alberta Commercial	0.0	0.0	0.0	0.0	0.0	0.0	0.0	0.0	0.0	0.0	0.0	0.0	0.0
Alberta Industrial	0.0	0.0	0.0	0.0	0.0	0.0	0.0	0.0	0.0	0.0	0.0	0.0	0.0
Alberta Residential	0.0	0.0	0.0	0.0	0.0	0.0	0.0	0.0	0.0	0.0	0.0	0.0	0.0
Alberta Elec.Generation	0.0	0.0	0.0	0.0	0.0	0.0	0.0	0.0	0.0	0.0	0.0	0.0	0.0
Shrinkage													
Acid Gas	0.0	0.0	0.0	0.0	0.0	0.0	0.0	0.0	0.0	0.0	0.0	0.0	0.0
Other products	149.0	170.8	611.9	621.0	566.2	542.9	494.2	515.3	428.6	476.3	446.2	435.0	5,457.4
Fuel	775.9	789.5	895.6	854.8	883.3	852.9	872.8	849.8	611.2	704.6	669.9	696.3	9,456.6
Flared	1.2	3.5	1.2	5.5	3.2	1.2	2.2	1.5	6.5	3.0	4.7	1.0	34.7
Vented	0.1	0.6	1.3	1.6	2.9	1.9	0.3	1.3	1.8	1.0	0.1	0.0	12.9
Diff and Other	-252.0	121.1	-389.4	-546.6	-546.0	-582.6	-469.2	-416.7	-251.5	-282.0	-299.4	-1,832.6	-5,746.9
Process and Frac													
Pentanes Plus	475.2	230.8	2,451.9	2,575.2	2,194.5	2,213.3	1,815.6	1,688.1	1,424.2	1,415.1	1,375.8	1,350.6	19,210.3
Propane	0.0	0.0	0.0	0.0	0.0	0.0	0.0	0.0	0.0	0.0	0.0	0.0	0.0
Butanes	0.0	0.0	0.0	0.0	0.0	0.0	0.0	0.0	0.0	0.0	0.0	0.0	0.0
Ethane	0.0	0.0	0.0	0.0	0.0	0.0	0.0	0.0	0.0	0.0	0.0	0.0	0.0
NGL	226.0	546.9	457.9	380.0	484.9	371.7	517.1	720.8	580.4	787.3	691.4	663.6	6,428.0
Sulphur	0.0	0.0	0.0	0.0	0.0	0.0	0.0	0.0	0.0	0.0	0.0	0.0	0.0
Sulphur Closing Inv	0.0	0.0	0.0	0.0	0.0	0.0	0.0	0.0	0.0	0.0	0.0	0.0	0.0

Unit of Measurement: Gas and Gas equivalent products: 1000m3, Liquids: m3, Sulphur: MTS

VPR6200

Facility ID ABGP0118855

Facility Name PGS KAKWA RIVER 08-13

Facility Licence # 42793

Facility Operator A5A3 PEMBINA GASSER

Production Month	201701	201702	201703	201704	201705	201706	201707	201708	201709	201710	201711	201712	Totals
Receipts													
Receipts from Alberta Facilities	97,479.2	88,613.3	115,390.0	59,652.5	91,410.0	121,376.6	120,374.4	108,947.2	161,801.1	160,970.7	148,875.2	182,403.3	1,457,293.5
Receipts from Non-Alberta Facilities	0.0	0.0	0.0	0.0	0.0	0.0	0.0	0.0	0.0	0.0	0.0	0.0	0.0
Dispositions													
Disposition													
Battery	3,387.5	2,126.6	4,339.2	2,115.8	1,432.4	1,278.0	1,077.6	1,436.3	3,128.1	4,449.0	6,083.5	7,933.2	38,787.2
Gas Gathering System	6.9	19.8	118.5	9.0	60.0	40.3	425.0	179.3	422.3	408.5	399.1	404.1	2,492.8
Gas Plant	0.0	0.0	0.0	0.0	0.0	0.0	0.0	0.0	0.0	0.0	0.0	0.0	0.0
Injection Facility	0.0	0.0	0.0	0.0	0.0	0.0	0.0	0.0	0.0	0.0	0.0	0.0	0.0
Meter Station	69,440.0	61,483.0	78,932.0	41,010.2	65,203.0	88,058.1	85,118.3	80,347.5	111,125.9	115,533.9	107,785.5	136,977.7	1,041,015.1
Other	0.0	0.0	0.0	0.0	0.0	0.0	0.0	0.0	0.0	0.0	0.0	0.0	0.0
Alberta Commercial	0.0	0.0	0.0	0.0	0.0	0.0	0.0	0.0	0.0	0.0	0.0	0.0	0.0
Alberta Industrial	0.0	0.0	0.0	0.0	0.0	0.0	0.0	0.0	0.0	0.0	0.0	0.0	0.0
Alberta Residential	0.0	274.9	170.6	0.0	0.0	0.0	0.0	0.0	0.0	0.0	0.0	0.0	445.5
Alberta Elec.Generation	0.0	0.0	0.0	0.0	0.0	0.0	0.0	0.0	0.0	0.0	0.0	0.0	0.0
Shrinkage													
Acid Gas	294.0	275.7	332.0	147.7	248.9	236.6	299.5	219.3	299.2	273.0	311.4	338.0	3,275.3
Other products	19,111.5	17,809.0	25,218.5	12,634.7	17,097.1	24,420.1	25,134.1	20,769.5	36,913.7	30,607.3	29,877.1	33,172.4	292,765.0
Fuel	6,463.4	7,109.7	8,331.3	4,597.7	7,296.9	8,586.9	10,540.6	8,246.6	10,253.3	10,316.7	9,054.8	10,397.2	101,195.1
Flared	213.1	184.1	295.3	286.6	352.3	344.4	300.4	375.9	424.9	362.9	376.1	308.0	3,824.0
Vented	0.0	0.0	0.0	0.0	0.0	0.0	0.0	0.0	0.0	0.0	0.0	0.0	0.0
Diff and Other	-1,437.2	-669.5	-2,347.4	-1,149.2	-280.6	-1,587.8	-2,521.1	-2,627.2	-766.3	-980.6	-5,012.3	-7,127.3	-26,506.5
Process and Frac													
Pentanes Plus	34,990.5	29,801.7	46,613.2	22,167.6	25,364.3	37,673.1	40,366.7	40,322.6	64,083.3	53,648.8	60,556.8	60,599.2	516,187.8
Propane	0.0	0.0	0.0	0.0	0.0	0.0	0.0	0.0	0.0	0.0	0.0	0.0	0.0
Butanes	0.0	0.0	0.0	0.0	0.0	0.0	0.0	0.0	0.0	0.0	0.0	0.0	0.0
Ethane	0.0	0.0	0.0	0.0	0.0	0.0	0.0	0.0	0.0	0.0	0.0	0.0	0.0
NGL	43,694.3	42,861.0	57,405.4	29,743.4	43,788.7	61,742.8	62,449.4	46,914.2	88,146.4	73,229.5	64,955.2	77,583.8	692,514.1
Sulphur	0.0	0.0	0.0	0.0	0.0	0.0	0.0	0.0	0.0	0.0	0.0	0.0	0.0
Sulphur Closing Inv	0.0	0.0	0.0	0.0	0.0	0.0	0.0	0.0	0.0	0.0	0.0	0.0	0.0

Unit of Measurement: Gas and Gas equivalent products: 1000m3, Liquids: m3, Sulphur: MTS

VPR6200
Facility ID ABGP0119271

Facility Name MUSREAU GP 02/08-13-062-06W6M

Facility Licence # 41512

Facility Operator A573 TOURMALINE

Production Month	201701	201702	201703	201704	201705	201706	201707	201708	201709	201710	201711	201712	Totals
Receipts													
Receipts from Alberta Facilities	95,078.1	87,990.8	92,662.8	80,975.9	80,615.7	84,525.4	96,198.4	93,300.0	89,271.3	83,510.1	75,247.1	87,562.1	1,046,937.7
Receipts from Non-Alberta Facilities	0.0	0.0	0.0	0.0	0.0	0.0	0.0	0.0	0.0	0.0	0.0	0.0	0.0
Dispositions													
Disposition													
Battery	0.0	0.0	0.0	0.0	0.0	0.0	0.0	0.0	0.0	0.0	0.0	0.0	0.0
Gas Gathering System	0.0	0.0	0.0	0.0	0.0	0.0	0.0	0.0	0.0	0.0	0.0	0.0	0.0
Gas Plant	0.0	0.0	0.0	0.0	0.0	0.0	0.0	0.0	0.0	0.0	0.0	0.0	0.0
Injection Facility	0.0	0.0	0.0	0.0	0.0	0.0	0.0	0.0	0.0	0.0	0.0	0.0	0.0
Meter Station	89,690.5	83,124.6	87,583.2	76,294.3	75,554.2	79,437.3	90,875.9	87,834.7	84,624.8	79,986.8	71,874.1	84,141.6	991,022.0
Other	0.0	0.0	0.0	0.0	0.0	0.0	0.0	0.0	0.0	0.0	0.0	0.0	0.0
Alberta Commercial	0.0	0.0	0.0	0.0	0.0	0.0	0.0	0.0	0.0	0.0	0.0	0.0	0.0
Alberta Industrial	0.0	0.0	0.0	0.0	0.0	0.0	0.0	0.0	0.0	0.0	0.0	0.0	0.0
Alberta Residential	0.0	0.0	0.0	0.0	0.0	0.0	0.0	0.0	0.0	0.0	0.0	0.0	0.0
Alberta Elec.Generation	0.0	0.0	0.0	0.0	0.0	0.0	0.0	0.0	0.0	0.0	0.0	0.0	0.0
Shrinkage													
Acid Gas	0.0	0.0	0.0	0.0	0.0	0.0	0.0	0.0	0.0	0.0	0.0	0.0	0.0
Other products	1,669.4	1,277.4	1,238.2	1,051.8	1,031.4	1,094.7	1,137.2	1,220.3	1,127.1	1,052.7	942.5	981.5	13,824.2
Fuel	3,035.8	2,701.7	2,901.2	2,691.7	2,889.0	2,804.6	2,951.8	2,869.7	2,689.3	2,631.0	2,490.6	2,768.8	33,425.2
Flared	4.2	8.7	25.0	16.8	3.7	49.0	14.0	15.2	2.8	7.8	0.4	17.1	164.7
Vented	0.3	0.4	0.4	0.4	0.4	0.5	0.5	0.5	0.4	0.5	0.4	0.3	5.0
Diff and Other	677.9	878.0	914.8	920.9	1,137.0	1,139.3	1,219.0	1,359.6	826.9	-168.7	-60.9	-347.2	8,496.6
Process and Frac													
Pentanes Plus	5,858.0	4,312.1	4,126.4	3,434.6	3,291.1	3,552.3	3,831.6	3,804.4	3,574.2	3,352.2	3,005.6	3,329.3	45,471.8
Propane	0.0	0.0	0.0	0.0	0.0	0.0	0.0	0.0	0.0	0.0	0.0	0.0	0.0
Butanes	0.0	0.0	0.0	0.0	0.0	0.0	0.0	0.0	0.0	0.0	0.0	0.0	0.0
Ethane	0.0	0.0	0.0	0.0	0.0	0.0	0.0	0.0	0.0	0.0	0.0	0.0	0.0
NGL	1,996.2	1,680.1	1,667.2	1,480.0	1,522.9	1,559.4	1,486.2	1,861.8	1,667.8	1,546.2	1,379.4	1,256.9	19,104.1
Sulphur	0.0	0.0	0.0	0.0	0.0	0.0	0.0	0.0	0.0	0.0	0.0	0.0	0.0
Sulphur Closing Inv	0.0	0.0	0.0	0.0	0.0	0.0	0.0	0.0	0.0	0.0	0.0	0.0	0.0

Unit of Measurement: Gas and Gas equivalent products: 1000m3, Liquids: m3, Sulphur: MTS

VPR6200

Facility ID ABGP0119546

Facility Name MARTEN CREEK

Facility Licence # 15974

Facility Operator A74Y TIDEWATER

Production Month	201701	201702	201703	201704	201705	201706	201707	201708	201709	201710	201711	201712	Totals
Receipts													
Receipts from Alberta Facilities	3,834.9	3,648.8	4,128.5	4,358.0	4,583.3	4,467.6	4,581.0	4,602.7	4,402.7	3,459.7	3,090.4	3,175.3	48,332.9
Receipts from Non-Alberta Facilities	0.0	0.0	0.0	0.0	0.0	0.0	0.0	0.0	0.0	0.0	0.0	0.0	0.0
Dispositions													
Disposition													
Battery	0.0	0.0	0.0	0.0	0.0	0.0	0.0	0.0	0.0	0.0	0.0	0.0	0.0
Gas Gathering System	0.0	0.0	0.0	0.0	0.0	0.0	0.0	0.0	0.0	0.0	0.0	0.0	0.0
Gas Plant	0.0	0.0	0.0	0.0	0.0	0.0	0.0	0.0	0.0	0.0	0.0	0.0	0.0
Injection Facility	0.0	0.0	0.0	0.0	0.0	0.0	0.0	0.0	0.0	0.0	0.0	0.0	0.0
Meter Station	3,576.3	3,429.4	3,891.3	4,109.4	4,340.0	4,231.6	4,330.6	4,361.5	4,130.3	3,146.4	2,754.0	2,863.5	45,164.3
Other	0.0	0.0	0.0	0.0	0.0	0.0	0.0	0.0	0.0	0.0	0.0	0.0	0.0
Alberta Commercial	0.0	0.0	0.0	0.0	0.0	0.0	0.0	0.0	0.0	0.0	0.0	0.0	0.0
Alberta Industrial	0.0	0.0	0.0	0.0	0.0	0.0	0.0	0.0	0.0	0.0	0.0	0.0	0.0
Alberta Residential	0.0	0.0	0.0	0.0	0.0	0.0	0.0	0.0	0.0	0.0	0.0	0.0	0.0
Alberta Elec.Generation	0.0	0.0	0.0	0.0	0.0	0.0	0.0	0.0	0.0	0.0	0.0	0.0	0.0
Shrinkage													
Acid Gas	0.0	0.0	0.0	0.0	0.0	0.0	0.0	0.0	0.0	0.0	0.0	0.0	0.0
Other products	0.0	0.0	0.0	0.0	0.0	0.0	0.0	0.0	0.0	0.0	0.0	0.0	0.0
Fuel	236.4	211.8	233.2	242.2	229.3	227.1	231.7	228.0	218.8	206.8	211.6	230.8	2,707.7
Flared	0.0	0.0	0.0	0.0	0.0	0.0	0.0	0.1	0.0	0.0	0.0	0.0	0.1
Vented	4.7	4.2	5.0	4.5	4.7	3.0	4.6	3.5	2.6	4.7	4.5	4.7	50.7
Diff and Other	17.5	3.4	-1.0	1.9	9.3	5.9	14.1	9.6	51.0	101.8	120.3	76.3	410.1
Process and Frac													
Pentanes Plus	0.0	0.0	0.0	0.0	0.0	0.0	0.0	0.0	0.0	0.0	0.0	0.0	0.0
Propane	0.0	0.0	0.0	0.0	0.0	0.0	0.0	0.0	0.0	0.0	0.0	0.0	0.0
Butanes	0.0	0.0	0.0	0.0	0.0	0.0	0.0	0.0	0.0	0.0	0.0	0.0	0.0
Ethane	0.0	0.0	0.0	0.0	0.0	0.0	0.0	0.0	0.0	0.0	0.0	0.0	0.0
NGL	0.0	0.0	0.0	0.0	0.0	0.0	0.0	0.0	0.0	0.0	0.0	0.0	0.0
Sulphur	0.0	0.0	0.0	0.0	0.0	0.0	0.0	0.0	0.0	0.0	0.0	0.0	0.0
Sulphur Closing Inv	0.0	0.0	0.0	0.0	0.0	0.0	0.0	0.0	0.0	0.0	0.0	0.0	0.0

Unit of Measurement: Gas and Gas equivalent products: 1000m3, Liquids: m3, Sulphur: MTS

VPR6200

Facility ID ABGP0119754

Facility Name Cross Alta Gas Plant

Facility Licence # 43616

Facility Operator ONPM TCE

Production Month	201701	201702	201703	201704	201705	201706	201707	201708	201709	201710	201711	201712	Totals
				SHUTIN	SHUTIN				SHUTIN				
Receipts													
Receipts from Alberta Facilities	88,235.6	97,190.6	180,273.7	77.2	0.0	0.0	0.7	165.5	0.0	33.7	319,727.6	190,163.8	875,868.4
Receipts from Non-Alberta Facilities	0.0	0.0	0.0	0.0	0.0	0.0	0.0	0.0	0.0	0.0	0.0	0.0	0.0
Dispositions													
Disposition Battery	0.0	0.0	0.0	0.0	0.0	0.0	0.0	0.0	0.0	0.0	0.0	0.0	0.0
Gas Gathering System	0.0	0.0	0.0	0.0	0.0	0.0	0.0	0.0	0.0	0.0	0.0	0.0	0.0
Gas Plant	0.0	0.0	0.0	0.0	0.0	0.0	0.0	0.0	0.0	0.0	0.0	0.0	0.0
Injection Facility	0.0	0.0	0.0	0.0	0.0	0.0	0.0	0.0	0.0	0.0	0.0	0.0	0.0
Meter Station	88,235.6	97,190.6	180,273.7	77.2	0.0	0.0	0.7	165.5	0.0	33.7	319,727.6	190,163.8	875,868.4
Other	0.0	0.0	0.0	0.0	0.0	0.0	0.0	0.0	0.0	0.0	0.0	0.0	0.0
Alberta Commercial	0.0	0.0	0.0	0.0	0.0	0.0	0.0	0.0	0.0	0.0	0.0	0.0	0.0
Alberta Industrial	0.0	0.0	0.0	0.0	0.0	0.0	0.0	0.0	0.0	0.0	0.0	0.0	0.0
Alberta Residential	0.0	0.0	0.0	0.0	0.0	0.0	0.0	0.0	0.0	0.0	0.0	0.0	0.0
Alberta Elec.Generation	0.0	0.0	0.0	0.0	0.0	0.0	0.0	0.0	0.0	0.0	0.0	0.0	0.0
Shrinkage Acid Gas	0.0	0.0	0.0	0.0	0.0	0.0	0.0	0.0	0.0	0.0	0.0	0.0	0.0
Other products	105.9	106.3	204.1	0.0	0.0	0.0	0.0	0.4	0.0	0.0	55.0	135.3	607.0
Fuel	0.0	0.0	0.0	0.0	0.0	0.0	0.0	0.0	0.0	0.0	0.0	0.0	0.0
Flared	0.0	0.0	0.0	0.0	0.0	0.0	0.0	0.0	0.0	0.0	0.0	0.0	0.0
Vented	0.0	0.0	0.0	0.0	0.0	0.0	0.0	0.0	0.0	0.0	0.0	0.0	0.0
Diff and Other	-105.9	-106.3	-204.1	0.0	0.0	0.0	0.0	-0.4	0.0	0.0	-55.0	-135.3	-607.0
Process and Frac													
Pentanes Plus	0.0	0.0	0.0	0.0	0.0	0.0	0.0	1.9	0.0	0.0	0.0	0.0	1.9
Propane	0.0	0.0	0.0	0.0	0.0	0.0	0.0	0.0	0.0	0.0	0.0	0.0	0.0
Butanes	0.0	0.0	0.0	0.0	0.0	0.0	0.0	0.0	0.0	0.0	0.0	0.0	0.0
Ethane	0.0	0.0	0.0	0.0	0.0	0.0	0.0	0.0	0.0	0.0	0.0	0.0	0.0
NGL	476.6	478.3	922.5	0.0	0.0	0.0	0.0	0.0	0.0	0.0	246.3	597.2	2,720.9
Sulphur	0.0	0.0	0.0	0.0	0.0	0.0	0.0	0.0	0.0	0.0	0.0	0.0	0.0
Sulphur Closing Inv	0.0	0.0	0.0	0.0	0.0	0.0	0.0	0.0	0.0	0.0	0.0	0.0	0.0

Unit of Measurement: Gas and Gas equivalent products: 1000m3, Liquids: m3, Sulphur: MTS

VPR6200

Facility ID ABGP0120344

Facility Name 10-7 Gas Processing Plant

Facility Licence # 43131

Facility Operator OG30 ARC

Production Month	201701	201702	201703	201704	201705	201706	201707	201708	201709	201710	201711	201712	Totals
Receipts													
Receipts from Alberta Facilities	36,409.5	33,132.9	36,003.2	34,622.9	33,108.3	29,273.2	31,052.4	32,385.3	32,009.8	31,698.3	29,567.1	31,608.9	390,871.8
Receipts from Non-Alberta Facilities	0.0	0.0	0.0	0.0	0.0	0.0	0.0	0.0	0.0	0.0	0.0	0.0	0.0
Dispositions													
Disposition													
Battery	391.6	345.4	389.6	361.6	370.1	313.2	342.8	347.3	360.9	357.8	376.0	453.1	4,409.4
Gas Gathering System	8,886.2	8,159.3	8,759.2	8,506.1	6,631.1	7,880.5	5,637.3	6,130.6	6,751.0	6,162.2	5,123.7	5,964.0	84,591.2
Gas Plant	0.0	0.0	0.0	0.0	0.0	0.0	0.0	0.0	0.0	0.0	0.0	0.0	0.0
Injection Facility	0.0	0.0	0.0	0.0	0.0	0.0	0.0	0.0	0.0	0.0	0.0	0.0	0.0
Meter Station	24,287.0	21,803.9	24,000.0	23,257.6	23,222.1	18,093.2	22,113.8	23,068.3	21,929.0	22,434.7	21,787.8	22,784.5	268,781.9
Other	0.0	0.0	0.0	0.0	0.0	0.0	0.0	0.0	0.0	0.0	0.0	0.0	0.0
Alberta Commercial	0.0	0.0	0.0	0.0	0.0	0.0	0.0	0.0	0.0	0.0	0.0	0.0	0.0
Alberta Industrial	0.0	0.0	0.0	0.0	0.0	0.0	0.0	0.0	0.0	0.0	0.0	0.0	0.0
Alberta Residential	0.0	0.0	0.0	0.0	0.0	0.0	0.0	0.0	0.0	0.0	0.0	0.0	0.0
Alberta Elec.Generation	0.0	0.0	0.0	0.0	0.0	0.0	0.0	0.0	0.0	0.0	0.0	0.0	0.0
Shrinkage													
Acid Gas	0.0	0.0	0.0	0.0	0.0	0.0	0.0	0.0	0.0	0.0	0.0	0.0	0.0
Other products	1,335.7	1,228.4	1,409.4	1,313.1	1,386.1	1,064.5	1,357.4	1,401.4	1,319.4	1,384.1	1,326.1	1,417.2	15,942.8
Fuel	1,566.3	1,381.5	1,558.4	1,446.4	1,480.2	1,252.7	1,371.2	1,389.2	1,443.8	1,431.3	1,504.0	1,812.4	17,637.4
Flared	45.4	43.3	50.1	31.9	22.5	61.8	33.3	15.9	24.8	44.5	107.3	65.0	545.8
Vented	0.0	0.0	0.0	0.0	0.0	0.0	0.0	0.0	0.0	0.0	0.0	0.0	0.0
Diff and Other	-102.7	171.1	-163.5	-293.8	-3.8	607.3	196.6	32.6	180.9	-116.3	-657.8	-887.3	-1,036.7
Process and Frac													
Pentanes Plus	0.0	0.0	0.0	0.0	0.0	0.0	0.0	0.0	0.0	0.0	0.0	0.0	0.0
Propane	0.0	0.0	0.0	0.0	0.0	0.0	0.0	0.0	0.0	0.0	0.0	0.0	0.0
Butanes	0.0	0.0	0.0	0.0	0.0	0.0	0.0	0.0	0.0	0.0	0.0	0.0	0.0
Ethane	0.0	0.0	0.0	0.0	0.0	0.0	0.0	0.0	0.0	0.0	0.0	0.0	0.0
NGL	5,401.0	4,957.1	5,673.1	5,315.2	5,584.3	4,328.9	5,514.4	5,696.7	5,368.0	5,623.7	5,378.4	5,709.9	64,550.7
Sulphur	0.0	0.0	0.0	0.0	0.0	0.0	0.0	0.0	0.0	0.0	0.0	0.0	0.0
Sulphur Closing Inv	0.0	0.0	0.0	0.0	0.0	0.0	0.0	0.0	0.0	0.0	0.0	0.0	0.0

Unit of Measurement: Gas and Gas equivalent products: 1000m3, Liquids: m3, Sulphur: MTS

VPR6200

Facility ID ABGP0121326

Facility Name Open Range Ansell 12-31 Gas Plant

Facility Licence # 43928

Facility Operator OYA2 PEYTO

Production Month	201701	201702	201703	201704	201705	201706	201707	201708	201709	201710	201711	201712	Totals
Receipts													
Receipts from Alberta Facilities	70,852.2	59,291.7	73,955.1	66,524.2	63,258.1	65,977.8	67,844.3	76,430.5	71,686.7	70,458.2	71,783.3	74,765.1	832,827.2
Receipts from Non-Alberta Facilities	0.0	0.0	0.0	0.0	0.0	0.0	0.0	0.0	0.0	0.0	0.0	0.0	0.0
Dispositions													
Disposition													
Battery	0.0	0.0	0.0	0.0	0.0	0.0	0.0	0.0	0.0	0.0	0.0	0.0	0.0
Gas Gathering System	0.0	0.0	0.0	0.0	0.0	0.0	0.0	0.0	0.0	0.0	0.0	0.0	0.0
Gas Plant	7.3	146.5	3.1	5.4	100.1	14.6	42.7	122.1	8.3	101.7	21.5	64.7	638.0
Injection Facility	0.0	0.0	0.0	0.0	0.0	0.0	0.0	0.0	0.0	0.0	0.0	0.0	0.0
Meter Station	67,065.2	56,115.0	70,368.1	63,375.6	59,929.5	62,108.4	64,738.5	72,810.6	68,343.5	67,086.6	68,330.2	70,958.7	791,229.9
Other	0.0	0.0	0.0	0.0	0.0	0.0	0.0	0.0	0.0	0.0	0.0	0.0	0.0
Alberta Commercial	0.0	0.0	0.0	0.0	0.0	0.0	0.0	0.0	0.0	0.0	0.0	0.0	0.0
Alberta Industrial	0.0	0.0	0.0	0.0	0.0	0.0	0.0	0.0	0.0	0.0	0.0	0.0	0.0
Alberta Residential	0.0	0.0	0.0	0.0	0.0	0.0	0.0	0.0	0.0	0.0	0.0	0.0	0.0
Alberta Elec.Generation	0.0	0.0	0.0	0.0	0.0	0.0	0.0	0.0	0.0	0.0	0.0	0.0	0.0
Shrinkage													
Acid Gas	0.0	0.0	0.0	0.0	0.0	0.0	0.0	0.0	0.0	0.0	0.0	0.0	0.0
Other products	2,050.5	1,714.9	2,074.7	1,759.6	1,691.1	1,815.2	1,788.1	2,126.3	2,000.5	1,983.9	2,010.8	2,146.2	23,161.8
Fuel	1,867.6	1,537.2	1,909.8	1,780.6	1,767.3	1,849.3	1,913.6	2,066.3	1,901.8	1,934.9	2,008.3	2,051.7	22,588.4
Flared	4.1	12.2	3.3	6.3	13.1	2.6	16.3	16.8	2.2	15.7	2.7	3.8	99.1
Vented	0.0	0.0	0.0	0.0	0.0	0.0	0.0	0.0	0.0	0.0	0.0	0.0	0.0
Diff and Other	-142.5	-234.1	-403.9	-403.3	-243.0	187.7	-654.9	-711.6	-569.6	-664.6	-590.2	-460.0	-4,890.0
Process and Frac													
Pentanes Plus	3,410.2	2,762.5	3,505.2	3,038.5	2,836.2	2,853.5	2,695.1	3,343.4	3,003.9	3,169.4	3,306.6	3,803.9	37,728.4
Propane	0.0	0.0	0.0	0.0	0.0	0.0	0.0	0.0	0.0	0.0	0.0	0.0	0.0
Butanes	0.0	0.0	0.0	0.0	0.0	0.0	0.0	0.0	0.0	0.0	0.0	0.0	0.0
Ethane	0.0	0.0	0.0	0.0	0.0	0.0	0.0	0.0	0.0	0.0	0.0	0.0	0.0
NGL	5,832.2	4,981.5	5,870.4	4,795.9	4,750.8	5,351.2	5,376.0	6,267.1	6,024.5	5,814.4	5,807.5	5,950.4	66,821.9
Sulphur	0.0	0.0	0.0	0.0	0.0	0.0	0.0	0.0	0.0	0.0	0.0	0.0	0.0
Sulphur Closing Inv	0.0	0.0	0.0	0.0	0.0	0.0	0.0	0.0	0.0	0.0	0.0	0.0	0.0

Unit of Measurement: Gas and Gas equivalent products: 1000m3, Liquids: m3, Sulphur: MTS

VPR6200

Facility ID ABGP0126279

Facility Name SATURN GAS PLANT

Facility Licence # 44432

Facility Operator A5A3 PEMBINA GASSER

Production Month	201701	201702	201703	201704	201705	201706	201707	201708	201709	201710	201711	201712	Totals
Receipts													
Receipts from Alberta Facilities	142,426.4	131,553.4	142,909.0	138,648.1	121,302.2	131,571.1	132,100.6	125,629.3	134,849.1	132,568.2	135,497.2	151,284.8	1,620,339.4
Receipts from Non-Alberta Facilities	0.0	0.0	0.0	0.0	0.0	0.0	0.0	0.0	0.0	0.0	0.0	0.0	0.0
Dispositions													
Disposition													
Battery	0.0	0.0	0.0	0.0	0.0	0.0	0.0	0.0	0.0	0.0	0.0	0.0	0.0
Gas Gathering System	0.0	0.0	0.0	0.0	0.0	0.0	0.0	0.0	0.0	0.0	0.0	0.0	0.0
Gas Plant	0.0	0.0	0.0	0.0	0.0	0.0	0.0	0.0	0.0	0.0	0.0	0.0	0.0
Injection Facility	0.0	0.0	0.0	0.0	0.0	0.0	0.0	0.0	0.0	0.0	0.0	0.0	0.0
Meter Station	124,113.5	114,515.6	124,097.3	121,133.9	106,936.5	114,937.1	115,270.7	111,371.2	117,127.1	116,540.7	117,424.3	130,957.6	1,414,425.5
Other	0.0	0.0	0.0	0.0	0.0	0.0	0.0	0.0	0.0	0.0	0.0	0.0	0.0
Alberta Commercial	0.0	0.0	0.0	0.0	0.0	0.0	0.0	0.0	0.0	0.0	0.0	0.0	0.0
Alberta Industrial	0.0	0.0	0.0	0.0	0.0	0.0	0.0	0.0	0.0	0.0	0.0	0.0	0.0
Alberta Residential	0.0	0.0	0.0	0.0	0.0	0.0	0.0	0.0	0.0	0.0	0.0	0.0	0.0
Alberta Elec.Generation	0.0	0.0	0.0	0.0	0.0	0.0	0.0	0.0	0.0	0.0	0.0	0.0	0.0
Shrinkage													
Acid Gas	0.0	0.0	0.0	0.0	0.0	0.0	0.0	0.0	0.0	0.0	0.0	0.0	0.0
Other products	14,849.7	13,787.2	15,353.2	14,483.5	12,035.2	13,966.2	14,086.4	12,297.7	14,862.0	13,639.2	15,146.7	17,160.6	171,667.6
Fuel	2,683.6	2,449.8	2,733.2	2,602.5	2,102.9	2,576.5	2,678.4	2,342.0	2,695.1	2,428.8	2,660.7	2,699.2	30,652.7
Flared	82.7	74.6	84.5	83.1	76.1	79.2	80.8	81.3	70.7	94.9	85.1	58.0	951.0
Vented	0.0	0.0	0.0	0.0	0.0	0.0	0.0	0.0	0.0	0.0	0.0	0.0	0.0
Diff and Other	696.9	726.2	640.8	345.1	151.5	12.1	-15.7	-462.9	94.2	-135.4	180.4	409.4	2,642.6
Process and Frac													
Pentanes Plus	0.0	0.0	0.0	0.0	0.0	0.0	0.0	0.0	0.0	0.0	0.0	0.0	0.0
Propane	0.0	0.0	0.0	0.0	0.0	0.0	0.0	0.0	0.0	0.0	0.0	0.0	0.0
Butanes	0.0	0.0	0.0	0.0	0.0	0.0	0.0	0.0	0.0	0.0	0.0	0.0	0.0
Ethane	0.0	0.0	0.0	0.0	0.0	0.0	0.0	0.0	0.0	0.0	0.0	0.0	0.0
NGL	53,392.1	49,630.8	55,238.7	52,073.9	43,220.5	50,177.7	50,672.2	44,209.2	53,395.0	49,143.3	54,487.7	61,784.7	617,425.8
Sulphur	0.0	0.0	0.0	0.0	0.0	0.0	0.0	0.0	0.0	0.0	0.0	0.0	0.0
Sulphur Closing Inv	0.0	0.0	0.0	0.0	0.0	0.0	0.0	0.0	0.0	0.0	0.0	0.0	0.0

Unit of Measurement: Gas and Gas equivalent products: 1000m3, Liquids: m3, Sulphur: MTS

VPR6200

Facility ID ABGP0127090

Facility Name RAMPARTS 05-17-57-21W4 GP

Facility Licence # 34327

Facility Operator A517 LONG RUN

Production Month	201701	201702	201703	201704	201705	201706	201707	201708	201709	201710	201711	201712	Totals
Receipts													
Receipts from Alberta Facilities	1,484.1	1,778.1	2,491.0	2,361.1	2,062.3	2,453.4	2,365.7	2,309.7	1,896.1	2,031.8	1,829.4	2,043.2	25,105.9
Receipts from Non-Alberta Facilities	0.0	0.0	0.0	0.0	0.0	0.0	0.0	0.0	0.0	0.0	0.0	0.0	0.0
Dispositions													
Disposition													
Battery	0.0	0.0	0.0	0.0	0.0	0.0	0.0	0.0	0.0	0.0	0.0	0.0	0.0
Gas Gathering System	0.0	0.0	0.0	0.0	0.0	0.0	0.0	0.0	0.0	0.0	0.0	0.0	0.0
Gas Plant	0.0	0.0	0.0	0.0	0.0	0.0	0.0	0.0	0.0	0.0	0.0	0.0	0.0
Injection Facility	0.0	0.0	0.0	0.0	0.0	0.0	0.0	0.0	0.0	0.0	0.0	0.0	0.0
Meter Station	1,432.5	1,725.5	2,431.6	2,356.3	2,223.7	2,298.5	2,235.9	2,112.6	1,782.4	1,881.4	1,646.0	1,862.3	23,988.7
Other	0.0	0.0	0.0	0.0	0.0	0.0	0.0	0.0	0.0	0.0	0.0	0.0	0.0
Alberta Commercial	0.0	0.0	0.0	0.0	0.0	0.0	0.0	0.0	0.0	0.0	0.0	0.0	0.0
Alberta Industrial	0.0	0.0	0.0	0.0	0.0	0.0	0.0	0.0	0.0	0.0	0.0	0.0	0.0
Alberta Residential	0.0	0.0	0.0	0.0	0.0	0.0	0.0	0.0	0.0	0.0	0.0	0.0	0.0
Alberta Elec.Generation	0.0	0.0	0.0	0.0	0.0	0.0	0.0	0.0	0.0	0.0	0.0	0.0	0.0
Shrinkage													
Acid Gas	0.0	0.0	0.0	0.0	0.0	0.0	0.0	0.0	0.0	0.0	0.0	0.0	0.0
Other products	15.1	21.0	38.2	39.6	38.2	46.9	53.2	54.3	45.2	44.1	35.2	44.5	475.5
Fuel	6.9	6.2	6.9	6.7	6.9	6.7	6.9	6.9	6.7	6.9	6.7	6.9	81.3
Flared	0.0	0.0	0.0	0.0	0.0	0.0	0.0	0.0	0.0	0.0	0.0	0.0	0.0
Vented	0.0	0.0	0.0	0.0	0.0	0.0	0.0	0.0	0.0	0.0	0.0	0.0	0.0
Diff and Other	29.6	25.4	14.3	-41.5	-206.5	101.3	69.7	135.9	61.8	99.4	141.5	129.5	560.4
Process and Frac													
Pentanes Plus	0.0	0.0	0.0	0.0	0.0	0.0	0.0	0.0	0.0	0.0	0.0	0.0	0.0
Propane	0.0	0.0	0.0	0.0	0.0	0.0	0.0	0.0	0.0	0.0	0.0	0.0	0.0
Butanes	0.0	0.0	0.0	0.0	0.0	0.0	0.0	0.0	0.0	0.0	0.0	0.0	0.0
Ethane	0.0	0.0	0.0	0.0	0.0	0.0	0.0	0.0	0.0	0.0	0.0	0.0	0.0
NGL	67.4	93.5	168.5	174.6	167.5	207.1	236.6	241.1	201.6	194.0	155.5	195.5	2,102.9
Sulphur	0.0	0.0	0.0	0.0	0.0	0.0	0.0	0.0	0.0	0.0	0.0	0.0	0.0
Sulphur Closing Inv	0.0	0.0	0.0	0.0	0.0	0.0	0.0	0.0	0.0	0.0	0.0	0.0	0.0

Unit of Measurement: Gas and Gas equivalent products: 1000m3, Liquids: m3, Sulphur: MTS

VPR6200

Facility ID ABGP0128196

Facility Name HARO #1

Facility Licence # 17774

Facility Operator A7AZ SLE

Production Month	201701	201702	201703	201704	201705	201706	201707	201708	201709	201710	201711	201712	Totals
Receipts													
Receipts from Alberta Facilities	981.8	1,091.2	1,101.8	810.5	1,025.3	954.0	983.9	990.1	1,064.7	1,077.2	822.0	738.1	11,640.6
Receipts from Non-Alberta Facilities	0.0	0.0	0.0	0.0	0.0	0.0	0.0	0.0	0.0	0.0	0.0	0.0	0.0
Dispositions													
Disposition													
Battery	0.0	0.0	0.0	0.0	0.0	0.0	0.0	0.0	0.0	0.0	0.0	0.0	0.0
Gas Gathering System	0.0	0.0	0.0	0.0	0.0	0.0	0.0	0.0	0.0	0.0	0.0	0.0	0.0
Gas Plant	0.0	0.0	0.0	0.0	0.0	0.0	0.0	0.0	0.0	0.0	0.0	0.0	0.0
Injection Facility	0.0	0.0	0.0	0.0	0.0	0.0	0.0	0.0	0.0	0.0	0.0	0.0	0.0
Meter Station	981.8	805.1	867.6	810.5	862.9	818.0	921.4	882.5	930.1	910.1	744.7	671.2	10,205.9
Other	0.0	0.0	0.0	0.0	0.0	0.0	0.0	0.0	0.0	0.0	0.0	0.0	0.0
Alberta Commercial	0.0	0.0	0.0	0.0	0.0	0.0	0.0	0.0	0.0	0.0	0.0	0.0	0.0
Alberta Industrial	0.0	0.0	0.0	0.0	0.0	0.0	0.0	0.0	0.0	0.0	0.0	0.0	0.0
Alberta Residential	0.0	0.0	0.0	0.0	0.0	0.0	0.0	0.0	0.0	0.0	0.0	0.0	0.0
Alberta Elec.Generation	0.0	0.0	0.0	0.0	0.0	0.0	0.0	0.0	0.0	0.0	0.0	0.0	0.0
Shrinkage													
Acid Gas	0.0	0.0	0.0	0.0	0.0	0.0	0.0	0.0	0.0	0.0	0.0	0.0	0.0
Other products	0.0	0.0	0.0	0.0	0.8	1.1	1.4	1.1	1.3	1.8	0.8	4.2	12.5
Fuel	0.0	178.0	199.4	0.0	130.1	115.6	137.1	142.7	144.3	147.9	141.3	132.6	1,469.0
Flared	0.0	27.1	12.1	0.0	0.0	0.0	0.0	0.0	0.0	0.0	0.0	0.0	39.2
Vented	0.0	0.0	0.0	0.0	0.0	0.0	0.0	0.0	0.0	0.0	0.0	0.0	0.0
Diff and Other	0.0	81.0	22.7	0.0	31.5	19.3	-76.0	-36.2	-11.0	17.4	-64.8	-69.9	-86.0
Process and Frac													
Pentanes Plus	0.0	0.0	0.0	0.0	4.1	5.4	6.7	5.1	6.4	8.8	4.0	20.3	60.8
Propane	0.0	0.0	0.0	0.0	0.0	0.0	0.0	0.0	0.0	0.0	0.0	0.0	0.0
Butanes	0.0	0.0	0.0	0.0	0.0	0.0	0.0	0.0	0.0	0.0	0.0	0.0	0.0
Ethane	0.0	0.0	0.0	0.0	0.0	0.0	0.0	0.0	0.0	0.0	0.0	0.0	0.0
NGL	0.0	0.0	0.0	0.0	0.0	0.0	0.0	0.0	0.0	0.0	0.0	0.0	0.0
Sulphur	0.0	0.0	0.0	0.0	0.0	0.0	0.0	0.0	0.0	0.0	0.0	0.0	0.0
Sulphur Closing Inv	0.0	0.0	0.0	0.0	0.0	0.0	0.0	0.0	0.0	0.0	0.0	0.0	0.0

Unit of Measurement: Gas and Gas equivalent products: 1000m3, Liquids: m3, Sulphur: MTS

VPR6200

Facility ID ABGP0128197

Facility Name HARO #3

Facility Licence # 22065

Facility Operator A7AZ SLE

Production Month	201701	201702	201703	201704	201705	201706	201707	201708	201709	201710	201711	201712	Totals
Receipts													
Receipts from Alberta Facilities	1,046.8	966.6	1,063.8	990.3	978.1	921.5	1,031.4	998.0	952.6	1,184.3	968.6	827.0	11,929.0
Receipts from Non-Alberta Facilities	0.0	0.0	0.0	0.0	0.0	0.0	0.0	0.0	0.0	0.0	0.0	0.0	0.0
Dispositions													
Disposition													
Battery	0.0	0.0	0.0	0.0	0.0	0.0	0.0	0.0	0.0	0.0	0.0	0.0	0.0
Gas Gathering System	0.0	0.0	0.0	0.0	0.0	0.0	0.0	0.0	0.0	0.0	0.0	0.0	0.0
Gas Plant	0.0	0.0	0.0	0.0	0.0	0.0	0.0	0.0	0.0	0.0	0.0	0.0	0.0
Injection Facility	0.0	0.0	0.0	0.0	0.0	0.0	0.0	0.0	0.0	0.0	0.0	0.0	0.0
Meter Station	1,020.2	934.4	1,012.1	990.3	1,053.7	1,003.8	1,138.3	1,099.6	776.6	1,031.8	777.7	816.4	11,654.9
Other	0.0	0.0	0.0	0.0	0.0	0.0	0.0	0.0	0.0	0.0	0.0	0.0	0.0
Alberta Commercial	0.0	0.0	0.0	0.0	0.0	0.0	0.0	0.0	0.0	0.0	0.0	0.0	0.0
Alberta Industrial	0.0	0.0	0.0	0.0	0.0	0.0	0.0	0.0	0.0	0.0	0.0	0.0	0.0
Alberta Residential	0.0	0.0	0.0	0.0	0.0	0.0	0.0	0.0	0.0	0.0	0.0	0.0	0.0
Alberta Elec.Generation	0.0	0.0	0.0	0.0	0.0	0.0	0.0	0.0	0.0	0.0	0.0	0.0	0.0
Shrinkage													
Acid Gas	0.0	0.0	0.0	0.0	0.0	0.0	0.0	0.0	0.0	0.0	0.0	0.0	0.0
Other products	0.0	0.0	0.0	0.0	0.0	0.0	0.0	0.0	0.0	0.0	0.0	0.0	0.0
Fuel	0.0	0.0	0.0	0.0	0.0	0.0	0.0	0.0	0.0	0.0	0.0	0.0	0.0
Flared	0.0	0.0	0.0	0.0	0.0	0.0	0.0	0.0	0.0	0.0	0.0	0.0	0.0
Vented	0.0	0.0	0.0	0.0	0.0	0.0	0.0	0.0	0.0	0.0	0.0	0.0	0.0
Diff and Other	26.6	32.2	51.7	0.0	-75.6	-82.3	-106.9	-101.6	176.0	152.5	190.9	10.6	274.1
Process and Frac													
Pentanes Plus	0.0	0.0	0.0	0.0	0.0	0.0	0.0	0.0	0.0	0.0	0.0	0.0	0.0
Propane	0.0	0.0	0.0	0.0	0.0	0.0	0.0	0.0	0.0	0.0	0.0	0.0	0.0
Butanes	0.0	0.0	0.0	0.0	0.0	0.0	0.0	0.0	0.0	0.0	0.0	0.0	0.0
Ethane	0.0	0.0	0.0	0.0	0.0	0.0	0.0	0.0	0.0	0.0	0.0	0.0	0.0
NGL	0.0	0.0	0.0	0.0	0.0	0.0	0.0	0.0	0.0	0.0	0.0	0.0	0.0
Sulphur	0.0	0.0	0.0	0.0	0.0	0.0	0.0	0.0	0.0	0.0	0.0	0.0	0.0
Sulphur Closing Inv	0.0	0.0	0.0	0.0	0.0	0.0	0.0	0.0	0.0	0.0	0.0	0.0	0.0

Unit of Measurement: Gas and Gas equivalent products: 1000m3, Liquids: m3, Sulphur: MTS

VPR6200

Facility ID ABGP0129178

Facility Name PEYTO BRAZEAU 06-12-044-13W5 GAS

Facility Licence # 46233

Facility Operator OYA2 PEYTO

Production Month	201701	201702	201703	201704	201705	201706	201707	201708	201709	201710	201711	201712	Totals
Receipts													
Receipts from Alberta Facilities	89,587.6	78,162.0	85,163.6	86,215.3	100,432.6	86,235.9	103,922.2	109,098.9	91,353.9	111,785.0	126,494.6	128,066.1	1,196,517.7
Receipts from Non-Alberta Facilities	0.0	0.0	0.0	0.0	0.0	0.0	0.0	0.0	0.0	0.0	0.0	0.0	0.0
Dispositions													
Disposition													
Battery	0.0	0.0	0.0	0.0	0.0	0.0	0.0	0.0	0.0	0.0	0.0	0.0	0.0
Gas Gathering System	0.0	0.0	0.0	0.0	0.0	0.0	0.0	0.0	0.0	0.0	0.0	0.0	0.0
Gas Plant	0.0	0.0	0.0	0.0	0.0	0.0	0.0	0.0	0.0	0.0	0.0	0.0	0.0
Injection Facility	0.0	0.0	0.0	0.0	0.0	0.0	0.0	0.0	0.0	0.0	0.0	0.0	0.0
Meter Station	88,147.1	76,105.5	82,682.5	84,161.7	97,952.8	83,583.9	101,573.9	106,174.3	88,321.0	108,782.0	124,289.1	127,340.7	1,169,114.5
Other	0.0	0.0	0.0	0.0	0.0	0.0	0.0	0.0	0.0	0.0	0.0	0.0	0.0
Alberta Commercial	0.0	0.0	0.0	0.0	0.0	0.0	0.0	0.0	0.0	0.0	0.0	0.0	0.0
Alberta Industrial	0.0	0.0	0.0	0.0	0.0	0.0	0.0	0.0	0.0	0.0	0.0	0.0	0.0
Alberta Residential	0.0	0.0	0.0	0.0	0.0	0.0	0.0	0.0	0.0	0.0	0.0	0.0	0.0
Alberta Elec.Generation	0.0	0.0	0.0	0.0	0.0	0.0	0.0	0.0	0.0	0.0	0.0	0.0	0.0
Shrinkage													
Acid Gas	0.0	0.0	0.0	0.0	0.0	0.0	0.0	0.0	0.0	0.0	0.0	0.0	0.0
Other products	1,572.1	1,518.9	1,702.4	1,553.5	1,944.8	1,716.7	1,879.1	2,129.6	1,903.9	2,214.7	2,343.4	2,335.7	22,814.8
Fuel	2,414.0	2,093.3	2,358.7	2,345.9	2,733.1	2,431.8	2,823.1	2,845.6	2,488.2	2,864.7	3,083.2	3,189.7	31,671.3
Flared	8.0	10.8	11.6	10.3	7.6	8.4	13.7	9.9	22.9	6.1	7.7	6.6	123.6
Vented	0.0	0.0	0.0	0.0	0.0	0.0	0.0	0.0	0.0	0.0	0.0	0.0	0.0
Diff and Other	-2,553.6	-1,566.5	-1,591.6	-1,856.1	-2,205.7	-1,504.9	-2,367.6	-2,060.5	-1,382.1	-2,082.5	-3,228.8	-4,806.6	-27,206.5
Process and Frac													
Pentanes Plus	3,392.1	3,157.8	3,524.4	3,226.6	4,141.6	3,239.9	4,741.5	5,015.6	3,992.5	4,909.8	6,399.2	5,873.6	51,614.6
Propane	0.0	0.0	0.0	0.0	0.0	0.0	0.0	0.0	0.0	0.0	0.0	0.0	0.0
Butanes	0.0	0.0	0.0	0.0	0.0	0.0	0.0	0.0	0.0	0.0	0.0	0.0	0.0
Ethane	0.0	0.0	0.0	0.0	0.0	0.0	0.0	0.0	0.0	0.0	0.0	0.0	0.0
NGL	3,673.3	3,651.2	4,096.3	3,732.8	4,575.7	4,410.9	3,788.5	4,606.5	4,568.6	5,048.9	4,320.5	4,730.7	51,203.9
Sulphur	0.0	0.0	0.0	0.0	0.0	0.0	0.0	0.0	0.0	0.0	0.0	0.0	0.0
Sulphur Closing Inv	0.0	0.0	0.0	0.0	0.0	0.0	0.0	0.0	0.0	0.0	0.0	0.0	0.0

Unit of Measurement: Gas and Gas equivalent products: 1000m3, Liquids: m3, Sulphur: MTS

VPR6200

Facility ID ABGP0129179

Facility Name PEYTO OLDMAN NORTH 3/14-17-55-21W5GP

Facility Licence # 46183

Facility Operator OYA2 PEYTO

Production Month	201701	201702	201703	201704	201705	201706	201707	201708	201709	201710	201711	201712	Totals
Receipts													
Receipts from Alberta Facilities	92,129.8	81,030.7	87,176.2	81,618.8	86,175.1	85,449.2	79,944.5	79,397.5	74,861.3	79,615.2	75,736.5	77,784.8	980,919.6
Receipts from Non-Alberta Facilities	0.0	0.0	0.0	0.0	0.0	0.0	0.0	0.0	0.0	0.0	0.0	0.0	0.0
Dispositions													
Disposition													
Battery	0.0	0.0	0.0	0.0	0.0	0.0	0.0	0.0	0.0	0.0	0.0	0.0	0.0
Gas Gathering System	0.0	0.0	0.0	0.0	0.0	0.0	0.0	0.0	0.0	0.0	0.0	0.0	0.0
Gas Plant	0.0	0.0	0.0	0.0	0.0	0.0	0.0	0.0	0.0	0.0	0.0	0.0	0.0
Injection Facility	0.0	0.0	0.0	0.0	0.0	0.0	0.0	0.0	0.0	0.0	0.0	0.0	0.0
Meter Station	88,983.6	78,954.6	84,205.0	79,295.6	84,278.1	83,699.0	78,844.4	77,738.0	72,914.1	77,024.1	74,008.9	75,958.1	955,903.5
Other	0.0	0.0	0.0	0.0	0.0	0.0	0.0	0.0	0.0	0.0	0.0	0.0	0.0
Alberta Commercial	0.0	0.0	0.0	0.0	0.0	0.0	0.0	0.0	0.0	0.0	0.0	0.0	0.0
Alberta Industrial	0.0	0.0	0.0	0.0	0.0	0.0	0.0	0.0	0.0	0.0	0.0	0.0	0.0
Alberta Residential	0.0	0.0	0.0	0.0	0.0	0.0	0.0	0.0	0.0	0.0	0.0	0.0	0.0
Alberta Elec.Generation	0.0	0.0	0.0	0.0	0.0	0.0	0.0	0.0	0.0	0.0	0.0	0.0	0.0
Shrinkage													
Acid Gas	0.0	0.0	0.0	0.0	0.0	0.0	0.0	0.0	0.0	0.0	0.0	0.0	0.0
Other products	1,122.7	1,005.1	1,120.1	1,128.5	1,197.3	1,214.3	858.4	1,017.5	1,003.5	1,032.8	1,018.0	1,038.5	12,756.7
Fuel	2,365.2	2,127.6	2,353.6	2,161.4	2,327.3	2,273.2	2,217.0	2,257.8	2,006.2	2,105.1	2,061.3	2,151.1	26,406.8
Flared	6.3	6.3	4.7	4.0	6.6	6.9	7.9	7.9	10.0	3.8	5.2	4.0	73.6
Vented	0.0	0.0	0.0	0.0	0.0	0.0	0.0	0.0	0.0	0.0	0.0	0.0	0.0
Diff and Other	-348.0	-1,062.9	-507.2	-970.7	-1,634.2	-1,744.2	-1,983.2	-1,623.7	-1,072.5	-550.6	-1,356.9	-1,366.9	-14,221.0
Process and Frac													
Pentanes Plus	2,231.6	2,045.1	2,256.4	2,394.2	2,157.1	2,409.0	1,438.8	1,872.8	1,791.2	1,623.1	1,942.7	1,856.0	24,018.0
Propane	0.0	0.0	0.0	0.0	0.0	0.0	0.0	0.0	0.0	0.0	0.0	0.0	0.0
Butanes	0.0	0.0	0.0	0.0	0.0	0.0	0.0	0.0	0.0	0.0	0.0	0.0	0.0
Ethane	0.0	0.0	0.0	0.0	0.0	0.0	0.0	0.0	0.0	0.0	0.0	0.0	0.0
NGL	2,867.4	2,524.9	2,844.5	2,756.5	3,280.4	3,126.0	2,448.5	2,757.5	2,772.0	3,066.7	2,684.3	2,852.1	33,980.8
Sulphur	0.0	0.0	0.0	0.0	0.0	0.0	0.0	0.0	0.0	0.0	0.0	0.0	0.0
Sulphur Closing Inv	0.0	0.0	0.0	0.0	0.0	0.0	0.0	0.0	0.0	0.0	0.0	0.0	0.0

Unit of Measurement: Gas and Gas equivalent products: 1000m3, Liquids: m3, Sulphur: MTS

VPR6200

Facility ID ABGP0129279

Facility Name ANSELL 01-34 GAS PLANT

Facility Licence # 44235

Facility Operator A573 TOURMALINE

Production Month	201701	201702	201703	201704	201705	201706	201707	201708	201709	201710	201711	201712	Totals
Receipts													
Receipts from Alberta Facilities	50,423.1	42,713.2	50,511.0	47,433.6	46,954.6	43,243.3	40,929.7	37,655.2	50,069.4	56,316.0	59,425.7	62,672.3	588,347.1
Receipts from Non-Alberta Facilities	0.0	0.0	0.0	0.0	0.0	0.0	0.0	0.0	0.0	0.0	0.0	0.0	0.0
Dispositions													
Disposition													
Battery	0.0	0.0	0.0	0.0	0.0	0.0	0.0	0.0	0.0	0.0	0.0	0.0	0.0
Gas Gathering System	0.0	0.0	0.0	0.0	0.0	0.0	0.0	0.0	0.0	0.0	0.0	0.0	0.0
Gas Plant	0.0	0.0	0.0	0.0	0.0	0.0	0.0	0.0	0.0	0.0	0.0	0.0	0.0
Injection Facility	0.0	0.0	0.0	0.0	0.0	0.0	0.0	0.0	0.0	0.0	0.0	0.0	0.0
Meter Station	47,302.0	41,727.0	49,233.3	46,518.3	45,815.5	42,252.9	39,807.7	35,084.0	49,096.7	55,109.4	58,056.4	61,375.0	571,378.2
Other	0.0	0.0	0.0	0.0	0.0	0.0	0.0	0.0	0.0	0.0	0.0	0.0	0.0
Alberta Commercial	0.0	0.0	0.0	0.0	0.0	0.0	0.0	0.0	0.0	0.0	0.0	0.0	0.0
Alberta Industrial	0.0	0.0	0.0	0.0	0.0	0.0	0.0	0.0	0.0	0.0	0.0	0.0	0.0
Alberta Residential	0.0	0.0	0.0	0.0	0.0	0.0	0.0	0.0	0.0	0.0	0.0	0.0	0.0
Alberta Elec.Generation	0.0	0.0	0.0	0.0	0.0	0.0	0.0	0.0	0.0	0.0	0.0	0.0	0.0
Shrinkage													
Acid Gas	0.0	0.0	0.0	0.0	0.0	0.0	0.0	0.0	0.0	0.0	0.0	0.0	0.0
Other products	436.3	436.3	469.4	389.7	387.4	405.4	325.8	312.0	423.7	512.4	600.0	549.7	5,248.1
Fuel	1,239.9	1,039.4	1,124.3	1,055.1	1,095.9	1,013.7	1,011.7	947.1	1,100.2	1,062.9	1,098.3	1,156.0	12,944.5
Flared	0.8	0.0	0.6	1.4	1.1	0.4	1.5	2.4	1.3	0.0	0.8	0.3	10.6
Vented	0.2	0.0	0.2	0.4	0.4	0.0	0.2	0.2	0.0	0.0	0.0	0.0	1.6
Diff and Other	1,443.9	-489.5	-316.8	-531.3	-345.7	-429.1	-217.2	1,309.5	-552.5	-368.7	-329.8	-408.7	-1,235.9
Process and Frac													
Pentanes Plus	1,105.3	1,225.5	1,309.1	1,142.7	1,149.7	1,141.2	1,024.7	917.0	1,192.6	1,237.2	1,464.5	1,381.8	14,291.3
Propane	0.0	0.0	0.0	0.0	0.0	0.0	0.0	0.0	0.0	0.0	0.0	0.0	0.0
Butanes	0.0	0.0	0.0	0.0	0.0	0.0	0.0	0.0	0.0	0.0	0.0	0.0	0.0
Ethane	0.0	0.0	0.0	0.0	0.0	0.0	0.0	0.0	0.0	0.0	0.0	0.0	0.0
NGL	907.7	808.2	877.2	689.4	670.9	747.0	502.2	540.5	779.1	1,114.9	1,272.5	1,140.7	10,050.3
Sulphur	0.0	0.0	0.0	0.0	0.0	0.0	0.0	0.0	0.0	0.0	0.0	0.0	0.0
Sulphur Closing Inv	0.0	0.0	0.0	0.0	0.0	0.0	0.0	0.0	0.0	0.0	0.0	0.0	0.0

Unit of Measurement: Gas and Gas equivalent products: 1000m3, Liquids: m3, Sulphur: MTS

VPR6200

Facility ID ABGP0131712

Facility Name Iberdrola 15-27 Gas Plant

Facility Licence # 12450

Facility Operator OC6G IBERDROLA

Production Month	201701	201702	201703	201704	201705	201706	201707	201708	201709	201710	201711	201712	Totals
Receipts													
Receipts from Alberta Facilities	49,578.8	31,247.1	27,815.6	36,646.3	72,385.2	18,607.5	0.0	1,529.6	11,374.7	460.0	6,155.0	6,589.4	262,389.2
Receipts from Non-Alberta Facilities	0.0	0.0	0.0	0.0	0.0	0.0	0.0	0.0	0.0	0.0	0.0	0.0	0.0
Dispositions													
Disposition													
Battery	0.0	0.0	0.0	0.0	0.0	0.0	0.0	0.0	0.0	0.0	0.0	0.0	0.0
Gas Gathering System	0.0	0.0	0.0	0.0	0.0	0.0	0.0	0.0	0.0	0.0	0.0	0.0	0.0
Gas Plant	0.0	0.0	0.0	0.0	0.0	0.0	0.0	0.0	0.0	0.0	0.0	0.0	0.0
Injection Facility	0.0	0.0	0.0	0.0	0.0	0.0	0.0	0.0	0.0	0.0	0.0	0.0	0.0
Meter Station	49,292.9	30,917.9	27,699.0	36,329.9	72,184.6	18,487.0	0.0	1,529.6	11,374.7	460.0	6,066.1	6,477.2	260,818.9
Other	0.0	0.0	0.0	0.0	0.0	0.0	0.0	0.0	0.0	0.0	0.0	0.0	0.0
Alberta Commercial	0.0	0.0	0.0	0.0	0.0	0.0	0.0	0.0	0.0	0.0	0.0	0.0	0.0
Alberta Industrial	0.0	0.0	0.0	0.0	0.0	0.0	0.0	0.0	0.0	0.0	0.0	0.0	0.0
Alberta Residential	0.0	0.0	0.0	0.0	0.0	0.0	0.0	0.0	0.0	0.0	0.0	0.0	0.0
Alberta Elec.Generation	0.0	0.0	0.0	0.0	0.0	0.0	0.0	0.0	0.0	0.0	0.0	0.0	0.0
Shrinkage													
Acid Gas	0.0	0.0	0.0	0.0	0.0	0.0	0.0	0.0	0.0	0.0	0.0	0.0	0.0
Other products	48.6	92.1	4.0	40.3	38.3	0.0	0.0	0.0	0.0	0.0	0.0	0.0	223.3
Fuel	283.5	328.3	115.7	315.6	199.7	118.1	0.0	0.0	0.0	0.0	88.1	111.5	1,560.5
Flared	0.0	0.0	0.0	0.0	0.0	1.7	0.0	0.0	0.0	0.0	0.0	0.0	1.7
Vented	2.4	0.9	0.9	0.8	0.9	0.7	0.0	0.0	0.0	0.0	0.8	0.7	8.1
Diff and Other	-48.6	-92.1	-4.0	-40.3	-38.3	0.0	0.0	0.0	0.0	0.0	0.0	0.0	-223.3
Process and Frac													
Pentanes Plus	235.0	445.7	19.3	195.0	185.3	0.0	82.9	0.0	0.0	0.0	0.0	0.0	1,163.2
Propane	0.0	0.0	0.0	0.0	0.0	0.0	0.0	0.0	0.0	0.0	0.0	0.0	0.0
Butanes	0.0	0.0	0.0	0.0	0.0	0.0	0.0	0.0	0.0	0.0	0.0	0.0	0.0
Ethane	0.0	0.0	0.0	0.0	0.0	0.0	0.0	0.0	0.0	0.0	0.0	0.0	0.0
NGL	0.0	0.0	0.0	0.0	0.0	0.0	0.0	0.0	0.0	0.0	0.0	0.0	0.0
Sulphur	0.0	0.0	0.0	0.0	0.0	0.0	0.0	0.0	0.0	0.0	0.0	0.0	0.0
Sulphur Closing Inv	0.0	0.0	0.0	0.0	0.0	0.0	0.0	0.0	0.0	0.0	0.0	0.0	0.0

Unit of Measurement: Gas and Gas equivalent products: 1000m3, Liquids: m3, Sulphur: MTS

VPR6200

Facility ID ABGP0132407

Facility Name Kaybob 5-31 Gas Plant

Facility Licence # 44202

Facility Operator 0026 ECA

Production Month	201701	201702	201703	201704	201705	201706	201707	201708	201709	201710	201711	201712	Totals
Receipts													
Receipts from Alberta Facilities	18,219.0	14,395.3	19,538.8	18,343.8	21,787.8	24,613.4	27,420.7	28,715.7	29,534.1	33,725.2	27,928.9	34,206.8	298,429.5
Receipts from Non-Alberta Facilities	0.0	0.0	0.0	0.0	0.0	0.0	0.0	0.0	0.0	0.0	0.0	0.0	0.0
Dispositions													
Disposition													
Battery	2,268.6	1,909.8	3,254.6	2,481.8	1,055.7	1,504.5	3,131.3	3,506.5	3,201.4	3,782.1	3,966.1	6,132.6	36,195.0
Gas Gathering System	0.0	0.0	0.0	0.0	0.0	0.0	0.0	0.0	0.0	0.0	0.0	0.0	0.0
Gas Plant	0.0	0.0	0.0	0.0	1,632.6	0.0	0.0	0.0	0.0	0.0	0.0	0.0	1,632.6
Injection Facility	0.0	0.0	0.0	0.0	0.0	0.0	0.0	0.0	0.0	0.0	0.0	0.0	0.0
Meter Station	12,497.0	9,662.0	12,270.0	11,861.0	14,122.0	18,273.0	18,326.0	18,237.0	17,202.0	19,964.0	16,633.0	23,239.0	192,286.0
Other	0.0	0.0	0.0	0.0	0.0	0.0	0.0	0.0	0.0	0.0	0.0	0.0	0.0
Alberta Commercial	0.0	0.0	0.0	0.0	0.0	0.0	0.0	0.0	0.0	0.0	0.0	0.0	0.0
Alberta Industrial	0.0	0.0	0.0	0.0	0.0	0.0	0.0	0.0	0.0	0.0	0.0	0.0	0.0
Alberta Residential	344.8	467.5	326.2	235.3	97.7	0.0	0.0	0.0	0.0	0.0	0.0	0.0	1,471.5
Alberta Elec.Generation	0.0	0.0	0.0	0.0	0.0	0.0	0.0	0.0	0.0	0.0	0.0	0.0	0.0
Shrinkage													
Acid Gas	0.0	0.0	0.0	0.0	0.0	0.0	0.0	0.0	0.0	0.0	0.0	0.0	0.0
Other products	2,342.1	1,724.0	3,461.6	3,782.1	4,486.9	4,176.3	2,758.5	3,194.9	4,958.7	5,533.0	5,606.4	4,693.5	46,718.0
Fuel	867.9	606.1	732.8	714.6	729.6	1,505.0	3,131.3	4,486.8	3,738.8	4,285.1	1,170.6	1,029.5	22,998.1
Flared	31.6	46.0	37.6	20.3	45.5	64.8	66.9	110.4	94.7	53.3	117.5	63.8	752.4
Vented	0.0	0.0	0.0	0.0	0.0	0.0	0.0	0.0	0.0	0.0	0.0	0.0	0.0
Diff and Other	-133.0	-20.1	-544.0	-751.3	-382.2	-910.2	6.7	-819.9	338.5	107.7	435.3	-951.6	-3,624.1
Process and Frac													
Pentanes Plus	8,424.3	6,363.6	13,196.2	14,836.1	17,768.3	16,580.2	10,871.1	12,438.6	18,092.6	20,853.7	21,613.3	15,789.7	176,827.7
Propane	0.0	0.0	0.0	0.0	0.0	0.0	0.0	0.0	0.0	0.0	0.0	0.0	0.0
Butanes	0.0	0.0	0.0	0.0	0.0	0.0	0.0	0.0	0.0	0.0	0.0	0.0	0.0
Ethane	0.0	0.0	0.0	0.0	0.0	0.0	0.0	0.0	0.0	0.0	0.0	0.0	0.0
NGL	2,591.9	1,750.7	3,124.3	3,036.5	3,454.3	3,206.6	2,284.6	2,793.0	5,181.1	5,248.9	4,847.7	5,941.0	43,460.6
Sulphur	0.0	0.0	0.0	0.0	0.0	0.0	0.0	0.0	0.0	0.0	0.0	0.0	0.0
Sulphur Closing Inv	0.0	0.0	0.0	0.0	0.0	0.0	0.0	0.0	0.0	0.0	0.0	0.0	0.0

Unit of Measurement: Gas and Gas equivalent products: 1000m3, Liquids: m3, Sulphur: MTS

VPR6200

Facility ID ABGP0133259

Facility Name ECA Kaybob 15-31 Gas Plant

Facility Licence # 46666

Facility Operator 0026 ECA

Production Month	201701	201702	201703	201704	201705	201706	201707	201708	201709	201710	201711	201712	Totals
Receipts													
Receipts from Alberta Facilities	58,513.8	56,127.9	63,890.7	59,993.3	62,760.2	56,246.8	66,939.3	65,982.4	69,300.7	76,318.3	71,237.1	60,807.2	768,117.7
Receipts from Non-Alberta Facilities	0.0	0.0	0.0	0.0	0.0	0.0	0.0	0.0	0.0	0.0	0.0	0.0	0.0
Dispositions													
Disposition													
Battery	0.0	0.0	0.0	538.3	445.6	87.8	615.8	581.7	524.9	607.3	0.0	545.6	3,947.0
Gas Gathering System	0.0	0.0	0.0	0.0	0.0	0.0	0.0	0.0	0.0	0.0	0.0	0.0	0.0
Gas Plant	0.0	0.0	0.0	0.0	0.0	1,460.2	1,395.8	1,279.7	1,468.8	1,594.2	1,499.8	1,643.1	10,341.6
Injection Facility	0.0	0.0	0.0	0.0	0.0	0.0	0.0	0.0	0.0	0.0	0.0	0.0	0.0
Meter Station	49,325.0	48,176.0	53,629.0	50,204.0	52,875.0	46,869.0	53,242.0	57,684.0	57,392.0	63,454.0	60,515.0	50,218.0	643,583.0
Other	0.0	0.0	0.0	0.0	0.0	0.0	0.0	0.0	0.0	0.0	0.0	0.0	0.0
Alberta Commercial	0.0	0.0	0.0	0.0	0.0	0.0	0.0	0.0	0.0	0.0	0.0	0.0	0.0
Alberta Industrial	0.0	0.0	0.0	0.0	0.0	0.0	0.0	0.0	0.0	0.0	0.0	0.0	0.0
Alberta Residential	0.0	0.0	0.0	0.0	0.0	0.0	0.0	0.0	0.0	0.0	0.0	0.0	0.0
Alberta Elec.Generation	0.0	0.0	0.0	0.0	0.0	0.0	0.0	0.0	0.0	0.0	0.0	0.0	0.0
Shrinkage													
Acid Gas	0.0	0.0	0.0	0.0	0.0	0.0	0.0	0.0	0.0	0.0	0.0	0.0	0.0
Other products	10,743.5	9,355.9	9,830.6	8,780.9	8,962.7	8,005.3	10,589.7	11,363.4	10,766.7	11,597.0	9,184.0	9,863.7	119,043.4
Fuel	1,426.6	1,374.4	1,449.4	867.8	1,439.5	1,311.2	1,365.2	1,427.4	1,411.9	1,507.4	1,332.2	1,545.5	16,458.5
Flared	112.5	96.9	131.6	100.3	94.9	96.3	102.5	130.6	84.5	40.7	137.8	87.7	1,216.3
Vented	0.0	0.0	0.0	0.0	0.0	0.0	0.0	0.0	0.0	0.0	0.0	0.0	0.0
Diff and Other	-3,093.8	-2,875.3	-1,149.9	-498.0	-1,057.5	-1,583.0	-371.7	-6,484.4	-2,348.1	-2,482.3	-1,431.7	-3,096.4	-26,472.1
Process and Frac													
Pentanes Plus	39,370.8	34,748.1	35,588.3	32,236.0	32,596.1	29,133.5	39,358.7	42,659.5	40,458.2	43,880.6	35,927.2	33,967.6	439,924.6
Propane	0.0	0.0	0.0	0.0	0.0	0.0	0.0	0.0	0.0	0.0	0.0	0.0	0.0
Butanes	0.0	0.0	0.0	0.0	0.0	0.0	0.0	0.0	0.0	0.0	0.0	0.0	0.0
Ethane	0.0	0.0	0.0	0.0	0.0	0.0	0.0	0.0	0.0	0.0	0.0	0.0	0.0
NGL	11,037.0	9,251.5	10,548.0	9,052.5	9,529.9	8,507.7	10,524.9	10,834.5	10,291.6	10,815.1	7,706.7	12,007.9	120,107.3
Sulphur	0.0	0.0	0.0	0.0	0.0	0.0	0.0	0.0	0.0	0.0	0.0	0.0	0.0
Sulphur Closing Inv	0.0	0.0	0.0	0.0	0.0	0.0	0.0	0.0	0.0	0.0	0.0	0.0	0.0

Unit of Measurement: Gas and Gas equivalent products: 1000m3, Liquids: m3, Sulphur: MTS

VPR6200

Facility ID ABGP0134628

Facility Name MUSREAU II 9-26-62-6W6

Facility Licence # 46406

Facility Operator A5A3 PEMBINA GASSER

Production Month	201701	201702	201703	201704	201705	201706	201707	201708	201709	201710	201711	201712	Totals
Receipts													
Receipts from Alberta Facilities	73,604.2	65,261.4	77,853.7	69,507.7	78,430.8	83,410.8	75,744.1	72,895.0	71,583.9	70,026.2	67,484.3	69,010.1	874,812.2
Receipts from Non-Alberta Facilities	0.0	0.0	0.0	0.0	0.0	0.0	0.0	0.0	0.0	0.0	0.0	0.0	0.0
Dispositions													
Disposition													
Battery	0.0	0.0	0.0	0.0	0.0	0.0	0.0	0.0	0.0	0.0	0.0	0.0	0.0
Gas Gathering System	0.0	0.0	0.0	0.0	0.0	0.0	0.0	0.0	0.0	0.0	0.0	0.0	0.0
Gas Plant	0.0	0.0	0.0	0.0	0.0	0.0	0.0	0.0	0.0	0.0	0.0	0.0	0.0
Injection Facility	0.0	0.0	0.0	0.0	0.0	0.0	0.0	0.0	0.0	0.0	0.0	0.0	0.0
Meter Station	71,591.4	62,982.8	75,899.7	68,058.8	76,458.5	81,371.6	73,750.7	70,448.1	68,912.1	67,230.4	64,954.9	66,466.0	848,125.0
Other	0.0	0.0	0.0	0.0	0.0	0.0	0.0	0.0	0.0	0.0	0.0	0.0	0.0
Alberta Commercial	0.0	0.0	0.0	0.0	0.0	0.0	0.0	0.0	0.0	0.0	0.0	0.0	0.0
Alberta Industrial	0.0	0.0	0.0	0.0	0.0	0.0	0.0	0.0	0.0	0.0	0.0	0.0	0.0
Alberta Residential	0.0	0.0	0.0	0.0	0.0	0.0	0.0	0.0	0.0	0.0	0.0	0.0	0.0
Alberta Elec.Generation	0.0	0.0	0.0	0.0	0.0	0.0	0.0	0.0	0.0	0.0	0.0	0.0	0.0
Shrinkage													
Acid Gas	0.0	0.0	0.0	0.0	0.0	0.0	0.0	0.0	0.0	0.0	0.0	0.0	0.0
Other products	1,730.5	1,703.7	1,996.8	1,658.5	1,909.7	2,111.2	1,980.0	1,867.7	1,868.5	1,823.4	1,713.3	1,807.8	22,171.1
Fuel	513.7	458.8	522.3	489.8	523.1	565.6	538.5	529.0	517.8	505.9	520.1	552.0	6,236.6
Flared	172.7	162.7	174.1	172.2	138.3	119.4	92.9	117.1	66.5	149.5	175.5	181.9	1,722.8
Vented	0.0	0.0	0.0	0.0	0.0	0.0	0.0	0.0	0.0	0.0	0.0	0.0	0.0
Diff and Other	-404.1	-46.6	-739.2	-871.6	-598.8	-757.0	-618.0	-66.9	219.0	317.0	120.5	2.4	-3,443.3
Process and Frac													
Pentanes Plus	2,813.3	2,659.2	3,046.5	2,702.7	3,065.1	3,619.8	3,040.5	2,676.0	2,663.2	2,767.3	2,854.8	3,086.5	34,994.9
Propane	0.0	0.0	0.0	0.0	0.0	0.0	0.0	0.0	0.0	0.0	0.0	0.0	0.0
Butanes	0.0	0.0	0.0	0.0	0.0	0.0	0.0	0.0	0.0	0.0	0.0	0.0	0.0
Ethane	0.0	0.0	0.0	0.0	0.0	0.0	0.0	0.0	0.0	0.0	0.0	0.0	0.0
NGL	4,843.7	4,825.4	5,688.5	4,649.6	5,368.6	5,736.3	5,706.5	5,577.3	5,563.7	5,282.6	4,739.5	4,934.0	62,915.7
Sulphur	0.0	0.0	0.0	0.0	0.0	0.0	0.0	0.0	0.0	0.0	0.0	0.0	0.0
Sulphur Closing Inv	0.0	0.0	0.0	0.0	0.0	0.0	0.0	0.0	0.0	0.0	0.0	0.0	0.0

Unit of Measurement: Gas and Gas equivalent products: 1000m3, Liquids: m3, Sulphur: MTS

VPR6200

Facility ID ABGP0135716

Facility Name BILBO GAS PLANT

Facility Licence # 47375

Facility Operator OZOH HARVEST

Production Month	201701	201702	201703	201704	201705	201706	201707	201708	201709	201710	201711	201712	Totals
Receipts													
Receipts from Alberta Facilities	24,694.0	25,945.1	25,372.4	25,996.6	24,336.5	21,513.7	21,056.9	19,333.1	17,927.1	20,330.8	20,138.5	19,317.4	265,962.1
Receipts from Non-Alberta Facilities	0.0	0.0	0.0	0.0	0.0	0.0	0.0	0.0	0.0	0.0	0.0	0.0	0.0
Dispositions													
Disposition													
Battery	0.0	0.0	0.0	0.0	0.0	0.0	0.0	0.0	0.0	0.0	0.0	0.0	0.0
Gas Gathering System	0.0	0.0	0.0	0.0	0.0	0.0	0.0	0.0	0.0	0.0	0.0	0.0	0.0
Gas Plant	0.0	0.0	0.0	0.0	0.0	0.0	0.0	0.0	0.0	0.0	0.0	0.0	0.0
Injection Facility	0.0	0.0	0.0	0.0	0.0	0.0	0.0	0.0	0.0	0.0	0.0	0.0	0.0
Meter Station	21,833.9	22,472.6	21,996.7	22,971.5	21,620.9	19,339.3	18,835.7	17,278.1	15,952.5	18,166.7	18,117.8	17,456.7	236,042.4
Other	0.0	0.0	0.0	0.0	0.0	0.0	0.0	0.0	0.0	0.0	0.0	0.0	0.0
Alberta Commercial	0.0	0.0	0.0	0.0	0.0	0.0	0.0	0.0	0.0	0.0	0.0	0.0	0.0
Alberta Industrial	0.0	0.0	0.0	0.0	0.0	0.0	0.0	0.0	0.0	0.0	0.0	0.0	0.0
Alberta Residential	0.0	0.0	0.0	0.0	0.0	0.0	0.0	0.0	0.0	0.0	0.0	0.0	0.0
Alberta Elec.Generation	0.0	0.0	0.0	0.0	0.0	0.0	0.0	0.0	0.0	0.0	0.0	0.0	0.0
Shrinkage													
Acid Gas	0.0	0.0	0.0	0.0	0.0	0.0	0.0	0.0	0.0	0.0	0.0	0.0	0.0
Other products	1,610.1	2,389.4	2,049.6	2,028.3	1,779.7	1,607.1	1,532.5	1,348.6	1,306.3	1,307.0	1,283.1	1,151.8	19,393.5
Fuel	1,470.0	1,577.5	1,751.9	1,503.6	1,508.7	1,288.4	1,298.3	1,272.7	1,246.7	1,332.1	1,321.4	1,304.1	16,875.4
Flared	38.3	22.9	47.2	18.2	18.2	13.6	10.5	25.5	0.0	0.4	18.1	29.3	242.2
Vented	0.0	0.0	0.0	0.0	0.0	0.0	0.0	0.0	0.0	0.0	0.0	0.0	0.0
Diff and Other	-258.3	-517.3	-473.0	-525.0	-591.0	-734.7	-620.1	-591.8	-578.4	-475.4	-601.9	-624.5	-6,591.4
Process and Frac													
Pentanes Plus	5,061.3	8,253.6	7,184.3	6,416.2	5,722.1	5,246.6	4,793.0	4,142.7	3,697.4	3,385.3	3,337.2	2,951.5	60,191.2
Propane	0.0	0.0	0.0	0.0	0.0	0.0	0.0	0.0	0.0	0.0	0.0	0.0	0.0
Butanes	0.0	0.0	0.0	0.0	0.0	0.0	0.0	0.0	0.0	0.0	0.0	0.0	0.0
Ethane	0.0	0.0	0.0	0.0	0.0	0.0	0.0	0.0	0.0	0.0	0.0	0.0	0.0
NGL	2,379.3	2,854.2	2,361.7	2,939.8	2,500.0	2,189.9	2,265.6	2,063.8	2,256.7	2,518.5	2,447.4	2,236.3	29,013.2
Sulphur	0.0	0.0	0.0	0.0	0.0	0.0	0.0	0.0	0.0	0.0	0.0	0.0	0.0
Sulphur Closing Inv	0.0	0.0	0.0	0.0	0.0	0.0	0.0	0.0	0.0	0.0	0.0	0.0	0.0

Unit of Measurement: Gas and Gas equivalent products: 1000m3, Liquids: m3, Sulphur: MTS

VPR6200

Facility ID ABGP0135948

Facility Name LRE EDSON 00/06-16-054-18W5 GP

Facility Licence # 45985

Facility Operator A517 LONG RUN

Production Month	201701	201702	201703	201704	201705	201706	201707	201708	201709	201710	201711	201712	Totals
Receipts													
Receipts from Alberta Facilities	15,394.9	13,387.1	14,847.6	14,510.9	14,845.4	13,697.7	13,950.6	13,593.7	12,687.0	13,544.4	12,908.0	12,918.1	166,285.4
Receipts from Non-Alberta Facilities	0.0	0.0	0.0	0.0	0.0	0.0	0.0	0.0	0.0	0.0	0.0	0.0	0.0
Dispositions													
Disposition													
Battery	0.0	0.0	0.0	0.0	0.0	0.0	0.0	0.0	0.0	0.0	0.0	0.0	0.0
Gas Gathering System	0.0	0.0	0.0	0.0	0.0	0.0	0.0	0.0	0.0	0.0	0.0	0.0	0.0
Gas Plant	0.0	0.0	0.0	0.0	0.0	0.0	0.0	0.0	0.0	0.0	0.0	0.0	0.0
Injection Facility	0.0	0.0	0.0	0.0	0.0	0.0	0.0	0.0	0.0	0.0	0.0	0.0	0.0
Meter Station	14,581.0	12,976.0	14,049.0	13,557.0	13,928.0	13,043.0	13,124.0	13,022.0	12,113.0	12,548.0	11,798.0	11,664.0	156,403.0
Other	0.0	0.0	0.0	0.0	0.0	0.0	0.0	0.0	0.0	0.0	0.0	0.0	0.0
Alberta Commercial	0.0	0.0	0.0	0.0	0.0	0.0	0.0	0.0	0.0	0.0	0.0	0.0	0.0
Alberta Industrial	0.0	0.0	0.0	0.0	0.0	0.0	0.0	0.0	0.0	0.0	0.0	0.0	0.0
Alberta Residential	0.0	0.0	0.0	0.0	0.0	0.0	0.0	0.0	0.0	0.0	0.0	0.0	0.0
Alberta Elec.Generation	0.0	0.0	0.0	0.0	0.0	0.0	0.0	0.0	0.0	0.0	0.0	0.0	0.0
Shrinkage													
Acid Gas	0.0	0.0	0.0	0.0	0.0	0.0	0.0	0.0	0.0	0.0	0.0	0.0	0.0
Other products	0.0	0.0	0.0	0.0	0.0	0.0	0.0	0.0	0.0	0.0	0.0	0.0	0.0
Fuel	19.9	17.8	19.9	19.2	19.1	17.3	17.3	16.6	19.6	25.2	22.0	18.0	231.9
Flared	0.0	0.0	0.0	0.0	0.0	0.0	0.0	0.0	0.0	0.0	0.0	0.0	0.0
Vented	0.0	0.0	0.0	0.0	0.0	0.0	0.0	0.0	0.0	0.0	0.0	0.0	0.0
Diff and Other	794.0	393.3	778.7	934.7	898.3	637.4	809.3	555.1	554.4	971.2	1,088.0	1,236.1	9,650.5
Process and Frac													
Pentanes Plus	0.0	0.0	0.0	0.0	0.0	0.0	0.0	0.0	0.0	0.0	0.0	0.0	0.0
Propane	0.0	0.0	0.0	0.0	0.0	0.0	0.0	0.0	0.0	0.0	0.0	0.0	0.0
Butanes	0.0	0.0	0.0	0.0	0.0	0.0	0.0	0.0	0.0	0.0	0.0	0.0	0.0
Ethane	0.0	0.0	0.0	0.0	0.0	0.0	0.0	0.0	0.0	0.0	0.0	0.0	0.0
NGL	0.0	0.0	0.0	0.0	0.0	0.0	0.0	0.0	0.0	0.0	0.0	0.0	0.0
Sulphur	0.0	0.0	0.0	0.0	0.0	0.0	0.0	0.0	0.0	0.0	0.0	0.0	0.0
Sulphur Closing Inv	0.0	0.0	0.0	0.0	0.0	0.0	0.0	0.0	0.0	0.0	0.0	0.0	0.0

Unit of Measurement: Gas and Gas equivalent products: 1000m3, Liquids: m3, Sulphur: MTS

VPR6200

Facility ID ABGP0136119

Facility Name Smith West 9-1-71-2W5

Facility Licence # 23107

Facility Operator OHE9 CNRL

Production Month	201701	201702	201703	201704	201705	201706	201707	201708	201709	201710	201711	201712	Totals
Receipts													
Receipts from Alberta Facilities	2,549.5	2,447.5	2,889.2	2,732.0	2,669.8	2,645.5	2,643.8	2,594.6	2,370.6	2,417.6	2,185.9	2,088.9	30,234.9
Receipts from Non-Alberta Facilities	0.0	0.0	0.0	0.0	0.0	0.0	0.0	0.0	0.0	0.0	0.0	0.0	0.0
Dispositions													
Disposition													
Battery	0.0	0.0	0.0	0.0	0.0	0.0	0.0	0.0	0.0	0.0	0.0	0.0	0.0
Gas Gathering System	0.0	0.0	0.0	0.0	0.0	0.0	0.0	0.0	0.0	0.0	0.0	0.0	0.0
Gas Plant	0.0	0.0	0.0	0.0	0.0	0.0	0.0	0.0	0.0	0.0	0.0	0.0	0.0
Injection Facility	0.0	0.0	0.0	0.0	0.0	0.0	0.0	0.0	0.0	0.0	0.0	0.0	0.0
Meter Station	2,377.9	2,265.7	2,681.8	2,545.5	2,476.2	2,454.5	2,433.4	2,421.1	2,179.3	2,226.4	2,050.3	2,003.3	28,115.4
Other	0.0	0.0	0.0	0.0	0.0	0.0	0.0	0.0	0.0	0.0	0.0	0.0	0.0
Alberta Commercial	0.0	0.0	0.0	0.0	0.0	0.0	0.0	0.0	0.0	0.0	0.0	0.0	0.0
Alberta Industrial	0.0	0.0	0.0	0.0	0.0	0.0	0.0	0.0	0.0	0.0	0.0	0.0	0.0
Alberta Residential	0.0	0.0	0.0	0.0	0.0	0.0	0.0	0.0	0.0	0.0	0.0	0.0	0.0
Alberta Elec.Generation	0.0	0.0	0.0	0.0	0.0	0.0	0.0	0.0	0.0	0.0	0.0	0.0	0.0
Shrinkage													
Acid Gas	0.0	0.0	0.0	0.0	0.0	0.0	0.0	0.0	0.0	0.0	0.0	0.0	0.0
Other products	2.9	0.0	0.0	0.0	0.0	0.9	0.0	5.4	1.8	4.4	0.4	1.3	17.1
Fuel	154.0	155.4	176.3	169.9	174.6	176.1	179.1	166.6	153.5	162.0	162.3	164.2	1,994.0
Flared	0.0	0.0	0.0	0.0	0.0	0.0	0.0	0.0	0.0	0.0	0.0	0.0	0.0
Vented	0.0	0.0	0.0	0.0	0.0	0.0	0.0	0.0	0.0	0.0	0.0	0.0	0.0
Diff and Other	14.7	26.4	31.1	16.6	19.0	14.0	31.3	1.5	36.0	24.8	-27.1	-79.9	108.4
Process and Frac													
Pentanes Plus	14.0	0.0	0.0	0.0	0.0	4.2	0.2	26.0	8.5	21.3	1.7	6.5	82.4
Propane	0.0	0.0	0.0	0.0	0.0	0.0	0.0	0.0	0.0	0.0	0.0	0.0	0.0
Butanes	0.0	0.0	0.0	0.0	0.0	0.0	0.0	0.0	0.0	0.0	0.0	0.0	0.0
Ethane	0.0	0.0	0.0	0.0	0.0	0.0	0.0	0.0	0.0	0.0	0.0	0.0	0.0
NGL	0.0	0.0	0.0	0.0	0.0	0.0	0.0	0.0	0.0	0.0	0.0	0.0	0.0
Sulphur	0.0	0.0	0.0	0.0	0.0	0.0	0.0	0.0	0.0	0.0	0.0	0.0	0.0
Sulphur Closing Inv	0.0	0.0	0.0	0.0	0.0	0.0	0.0	0.0	0.0	0.0	0.0	0.0	0.0

Unit of Measurement: Gas and Gas equivalent products: 1000m3, Liquids: m3, Sulphur: MTS

VPR6200

Facility ID ABGP0137047

Facility Name BELLATRIX 10-09-045-08W5

Facility Licence # 47123

Facility Operator A5E0 BELLATRIX

Production Month	201701	201702	201703	201704	201705	201706	201707	201708	201709	201710	201711	201712	Totals
Receipts													
Receipts from Alberta Facilities	90,925.7	85,686.1	94,154.6	92,454.2	101,254.2	91,481.0	92,021.4	96,067.2	82,512.9	95,918.5	97,303.5	105,203.7	1,124,983.0
Receipts from Non-Alberta Facilities	0.0	0.0	0.0	0.0	0.0	0.0	0.0	0.0	0.0	0.0	0.0	0.0	0.0
Dispositions													
Disposition													
Battery	0.0	0.0	0.0	0.0	0.0	0.0	0.0	0.0	0.0	0.0	0.0	0.0	0.0
Gas Gathering System	2,801.7	3,048.5	3,622.4	3,454.5	3,574.4	3,387.3	3,580.9	3,775.6	3,392.9	3,402.7	3,410.3	3,431.8	40,883.0
Gas Plant	0.0	0.0	0.0	0.0	0.0	0.0	0.0	0.0	0.0	0.0	0.0	0.0	0.0
Injection Facility	0.0	0.0	0.0	0.0	0.0	0.0	0.0	0.0	0.0	0.0	0.0	0.0	0.0
Meter Station	80,723.4	76,066.3	83,129.2	81,817.3	89,621.7	81,532.4	81,959.8	85,035.2	72,938.8	85,149.1	86,365.7	94,178.7	998,517.6
Other	0.0	0.0	0.0	0.0	0.0	0.0	0.0	0.0	0.0	0.0	0.0	0.0	0.0
Alberta Commercial	0.0	0.0	0.0	0.0	0.0	0.0	0.0	0.0	0.0	0.0	0.0	0.0	0.0
Alberta Industrial	0.0	0.0	0.0	0.0	0.0	0.0	0.0	0.0	0.0	0.0	0.0	0.0	0.0
Alberta Residential	4.3	8.1	5.8	5.4	2.3	2.0	2.0	2.0	2.5	7.7	10.1	12.8	65.0
Alberta Elec.Generation	0.0	0.0	0.0	0.0	0.0	0.0	0.0	0.0	0.0	0.0	0.0	0.0	0.0
Shrinkage													
Acid Gas	0.0	0.0	0.0	0.0	0.0	0.0	0.0	0.0	0.0	0.0	0.0	0.0	0.0
Other products	7,287.2	6,625.4	7,375.6	7,091.1	7,490.6	6,766.6	6,865.2	7,354.1	6,489.7	7,945.4	7,943.4	8,460.1	87,694.4
Fuel	679.7	672.5	717.8	713.1	772.0	807.0	706.9	745.7	659.6	849.9	807.0	895.4	9,026.6
Flared	27.5	14.7	11.0	14.1	27.7	10.5	2.9	8.1	41.4	11.5	20.8	10.7	200.9
Vented	1.5	1.3	1.5	1.4	1.5	1.4	1.5	1.5	1.4	1.5	1.4	1.5	17.4
Diff and Other	-599.6	-750.7	-708.7	-642.7	-236.0	-1,026.2	-1,097.8	-855.0	-1,013.4	-1,449.3	-1,255.2	-1,787.3	-11,421.9
Process and Frac													
Pentanes Plus	6,366.2	6,141.2	7,191.5	6,449.5	6,868.4	5,807.2	5,812.6	6,673.7	5,737.4	7,716.4	7,425.2	7,645.4	79,834.7
Propane	0.0	0.0	0.0	0.0	0.0	0.0	0.0	0.0	0.0	0.0	0.0	0.0	0.0
Butanes	0.0	0.0	0.0	0.0	0.0	0.0	0.0	0.0	0.0	0.0	0.0	0.0	0.0
Ethane	0.0	0.0	0.0	0.0	0.0	0.0	0.0	0.0	0.0	0.0	0.0	0.0	0.0
NGL	22,799.9	20,473.6	22,574.1	22,029.7	23,281.6	21,354.8	21,739.0	22,900.3	20,331.2	24,450.7	24,583.0	26,185.8	272,703.7
Sulphur	0.0	0.0	0.0	0.0	0.0	0.0	0.0	0.0	0.0	0.0	0.0	0.0	0.0
Sulphur Closing Inv	0.0	0.0	0.0	0.0	0.0	0.0	0.0	0.0	0.0	0.0	0.0	0.0	0.0

Unit of Measurement: Gas and Gas equivalent products: 1000m3, Liquids: m3, Sulphur: MTS

VPR6200
Facility ID ABGP0137513

Facility Name SYLVAN LAKE 6-20 GAS PLANT

Facility Licence # 28032

Facility Operator A0L1 VESTA

Production Month	201701	201702	201703	201704	201705	201706	201707	201708	201709	201710	201711	201712	Totals
Receipts													
Receipts from Alberta Facilities	1,647.4	1,595.4	1,746.4	1,691.3	1,689.4	1,638.9	1,481.2	1,580.4	1,591.6	1,575.2	1,664.4	2,028.9	19,930.5
Receipts from Non-Alberta Facilities	0.0	0.0	0.0	0.0	0.0	0.0	0.0	0.0	0.0	0.0	0.0	0.0	0.0
Dispositions													
Disposition													
Battery	0.0	0.0	0.0	0.0	0.0	0.0	0.0	0.0	0.0	0.0	0.0	0.0	0.0
Gas Gathering System	0.0	0.0	0.0	0.0	0.0	0.0	0.0	0.0	0.0	0.0	0.0	0.0	0.0
Gas Plant	0.0	0.0	0.0	0.0	0.0	0.0	0.0	0.0	0.0	0.0	0.0	0.0	0.0
Injection Facility	0.0	0.0	0.0	0.0	0.0	0.0	0.0	0.0	0.0	0.0	0.0	0.0	0.0
Meter Station	1,353.3	1,319.3	1,431.8	1,413.5	1,409.4	1,377.0	1,233.2	1,435.9	1,411.1	1,402.1	1,430.8	1,621.7	16,839.1
Other	0.0	0.0	0.0	0.0	0.0	0.0	0.0	0.0	0.0	0.0	0.0	0.0	0.0
Alberta Commercial	0.0	0.0	0.0	0.0	0.0	0.0	0.0	0.0	0.0	0.0	0.0	0.0	0.0
Alberta Industrial	0.0	0.0	0.0	0.0	0.0	0.0	0.0	0.0	0.0	0.0	0.0	0.0	0.0
Alberta Residential	0.0	0.0	0.0	0.0	0.0	0.0	0.0	0.0	0.0	0.0	0.0	0.0	0.0
Alberta Elec.Generation	0.0	0.0	0.0	0.0	0.0	0.0	0.0	0.0	0.0	0.0	0.0	0.0	0.0
Shrinkage													
Acid Gas	0.0	0.0	0.0	0.0	0.0	0.0	0.0	0.0	0.0	0.0	0.0	0.0	0.0
Other products	3.8	4.7	4.2	2.4	2.3	3.5	0.8	3.1	2.0	1.4	15.2	56.6	100.0
Fuel	319.0	289.5	328.2	262.5	266.0	246.9	230.3	137.1	145.6	144.0	150.5	264.1	2,783.7
Flared	0.0	0.0	0.0	0.0	0.0	0.0	6.9	0.0	0.0	0.1	0.0	0.0	7.0
Vented	0.0	0.0	0.0	0.0	0.0	0.0	0.0	0.0	0.0	0.0	0.0	0.0	0.0
Diff and Other	-28.7	-18.1	-17.8	12.9	11.7	11.5	10.0	4.3	32.9	27.6	67.9	86.5	200.7
Process and Frac													
Pentanes Plus	18.3	22.5	20.2	11.7	11.0	16.9	3.8	14.9	9.5	7.0	3.0	8.1	146.9
Propane	0.0	0.0	0.0	0.0	0.0	0.0	0.0	0.0	0.0	0.0	0.0	0.0	0.0
Butanes	0.0	0.0	0.0	0.0	0.0	0.0	0.0	0.0	0.0	0.0	0.0	0.0	0.0
Ethane	0.0	0.0	0.0	0.0	0.0	0.0	0.0	0.0	0.0	0.0	0.0	0.0	0.0
NGL	0.0	0.0	0.0	0.0	0.0	0.0	0.0	0.0	0.0	0.0	68.3	221.2	289.5
Sulphur	0.0	0.0	0.0	0.0	0.0	0.0	0.0	0.0	0.0	0.0	0.0	0.0	0.0
Sulphur Closing Inv	0.0	0.0	0.0	0.0	0.0	0.0	0.0	0.0	0.0	0.0	0.0	0.0	0.0

Unit of Measurement: Gas and Gas equivalent products: 1000m3, Liquids: m3, Sulphur: MTS

VPR6200

Facility ID ABGP0137899

Facility Name SATURN 2 GAS PLANT

Facility Licence # 44432

Facility Operator A5A3 PEMBINA GASSER

Production Month	201701	201702	201703	201704	201705	201706	201707	201708	201709	201710	201711	201712	Totals
Receipts													
Receipts from Alberta Facilities	131,721.0	127,814.6	143,457.1	147,628.0	156,119.8	141,640.5	144,299.2	147,061.5	143,835.1	165,088.1	170,473.7	187,204.2	1,806,342.8
Receipts from Non-Alberta Facilities	0.0	0.0	0.0	0.0	0.0	0.0	0.0	0.0	0.0	0.0	0.0	0.0	0.0
Dispositions													
Disposition													
Battery	0.0	0.0	0.0	0.0	0.0	0.0	0.0	0.0	0.0	0.0	0.0	0.0	0.0
Gas Gathering System	0.0	0.0	0.0	0.0	0.0	0.0	0.0	0.0	0.0	0.0	0.0	0.0	0.0
Gas Plant	0.0	0.0	0.0	0.0	0.0	0.0	0.0	0.0	0.0	0.0	0.0	0.0	0.0
Injection Facility	0.0	0.0	0.0	0.0	0.0	0.0	0.0	0.0	0.0	0.0	0.0	0.0	0.0
Meter Station	117,019.7	113,195.1	127,371.3	132,009.3	141,251.0	127,054.1	129,499.4	133,106.9	128,953.9	149,126.4	152,364.0	167,969.5	1,618,920.6
Other	0.0	0.0	0.0	0.0	0.0	0.0	0.0	0.0	0.0	0.0	0.0	0.0	0.0
Alberta Commercial	0.0	0.0	0.0	0.0	0.0	0.0	0.0	0.0	0.0	0.0	0.0	0.0	0.0
Alberta Industrial	0.0	0.0	0.0	0.0	0.0	0.0	0.0	0.0	0.0	0.0	0.0	0.0	0.0
Alberta Residential	0.0	0.0	0.0	0.0	0.0	0.0	0.0	0.0	0.0	0.0	0.0	0.0	0.0
Alberta Elec.Generation	0.0	0.0	0.0	0.0	0.0	0.0	0.0	0.0	0.0	0.0	0.0	0.0	0.0
Shrinkage													
Acid Gas	0.0	0.0	0.0	0.0	0.0	0.0	0.0	0.0	0.0	0.0	0.0	0.0	0.0
Other products	11,575.3	11,702.3	12,715.3	12,509.4	11,720.6	11,605.7	12,126.8	11,461.2	12,399.0	12,763.4	14,704.4	15,387.5	150,670.9
Fuel	2,360.7	2,349.3	2,642.3	2,528.7	2,404.9	2,480.4	2,596.9	2,406.7	2,458.0	2,378.7	2,667.2	2,664.4	29,938.2
Flared	52.0	99.2	99.0	79.8	82.4	54.6	78.2	80.0	79.5	83.9	75.6	80.8	945.0
Vented	0.0	0.0	0.0	0.0	0.0	0.0	0.0	0.0	0.0	0.0	0.0	0.0	0.0
Diff and Other	713.3	468.7	629.2	500.8	660.9	445.7	-2.1	6.7	-55.3	735.7	662.5	1,102.0	5,868.1
Process and Frac													
Pentanes Plus	0.0	0.0	0.0	0.0	0.0	0.0	0.0	0.0	0.0	0.0	0.0	0.0	0.0
Propane	0.0	0.0	0.0	0.0	0.0	0.0	0.0	0.0	0.0	0.0	0.0	0.0	0.0
Butanes	0.0	0.0	0.0	0.0	0.0	0.0	0.0	0.0	0.0	0.0	0.0	0.0	0.0
Ethane	0.0	0.0	0.0	0.0	0.0	0.0	0.0	0.0	0.0	0.0	0.0	0.0	0.0
NGL	41,335.2	41,971.8	45,633.1	44,897.5	42,249.6	41,931.7	43,768.5	41,299.6	44,604.8	45,896.2	52,845.2	55,647.1	542,080.3
Sulphur	0.0	0.0	0.0	0.0	0.0	0.0	0.0	0.0	0.0	0.0	0.0	0.0	0.0
Sulphur Closing Inv	0.0	0.0	0.0	0.0	0.0	0.0	0.0	0.0	0.0	0.0	0.0	0.0	0.0

Unit of Measurement: Gas and Gas equivalent products: 1000m3, Liquids: m3, Sulphur: MTS

VPR6200

Facility ID ABGP0137978

Facility Name PERPETUAL W WOLF 10-3-52-17W5

Facility Licence # 47919

Facility Operator A1WD POC

Production Month	201701	201702	201703	201704	201705	201706	201707	201708	201709	201710	201711	201712	Totals
Receipts													
Receipts from Alberta Facilities	26,697.5	24,158.9	27,516.8	30,701.0	29,093.2	26,389.5	23,381.7	37,102.1	34,906.7	36,040.7	37,563.2	40,113.7	373,665.0
Receipts from Non-Alberta Facilities	0.0	0.0	0.0	0.0	0.0	0.0	0.0	0.0	0.0	0.0	0.0	0.0	0.0
Dispositions													
Disposition													
Battery	0.0	0.0	0.0	0.0	0.0	0.0	0.0	0.0	0.0	0.0	0.0	0.0	0.0
Gas Gathering System	0.0	0.0	0.0	0.0	0.0	0.0	0.0	0.0	0.0	0.0	0.0	0.0	0.0
Gas Plant	0.0	0.0	0.0	0.0	0.0	0.0	0.0	0.0	0.0	0.0	0.0	0.0	0.0
Injection Facility	0.0	0.0	0.0	0.0	0.0	0.0	0.0	0.0	0.0	0.0	0.0	0.0	0.0
Meter Station	25,314.2	22,685.4	25,708.6	29,289.7	27,680.8	26,092.4	21,878.7	36,084.6	34,095.9	34,618.5	36,227.8	39,401.4	359,078.0
Other	0.0	0.0	0.0	0.0	0.0	0.0	0.0	0.0	0.0	0.0	0.0	0.0	0.0
Alberta Commercial	0.0	0.0	0.0	0.0	0.0	0.0	0.0	0.0	0.0	0.0	0.0	0.0	0.0
Alberta Industrial	0.0	0.0	0.0	0.0	0.0	0.0	0.0	0.0	0.0	0.0	0.0	0.0	0.0
Alberta Residential	0.0	0.0	0.0	0.0	0.0	0.0	0.0	0.0	0.0	0.0	0.0	0.0	0.0
Alberta Elec.Generation	0.0	0.0	0.0	0.0	0.0	0.0	0.0	0.0	0.0	0.0	0.0	0.0	0.0
Shrinkage													
Acid Gas	0.0	0.0	0.0	0.0	0.0	0.0	0.0	0.0	0.0	0.0	0.0	0.0	0.0
Other products	366.7	341.3	435.2	480.0	470.1	448.9	402.4	553.3	567.0	596.5	601.8	518.0	5,781.2
Fuel	0.0	610.0	674.9	738.6	724.4	699.7	624.9	0.0	0.0	739.7	0.0	833.1	5,645.3
Flared	0.0	3.0	1.4	1.6	1.0	1.0	1.5	0.0	0.0	0.4	0.0	3.0	12.9
Vented	0.0	0.0	0.0	0.0	0.0	0.0	0.0	0.0	0.0	0.0	0.0	0.0	0.0
Diff and Other	1,016.6	519.2	696.7	191.1	216.9	-852.5	474.2	464.2	243.8	85.6	733.6	-641.8	3,147.6
Process and Frac													
Pentanes Plus	1,010.7	941.5	1,041.4	1,265.0	1,166.7	1,190.0	936.3	1,385.6	1,511.7	1,617.6	1,541.0	1,309.8	14,917.3
Propane	0.0	0.0	0.0	0.0	0.0	0.0	0.0	0.0	0.0	0.0	0.0	0.0	0.0
Butanes	0.0	0.0	0.0	0.0	0.0	0.0	0.0	0.0	0.0	0.0	0.0	0.0	0.0
Ethane	0.0	0.0	0.0	0.0	0.0	0.0	0.0	0.0	0.0	0.0	0.0	0.0	0.0
NGL	657.3	588.6	886.4	880.7	931.1	824.5	840.7	1,074.6	1,022.0	1,055.4	1,165.1	1,000.7	10,927.1
Sulphur	0.0	0.0	0.0	0.0	0.0	0.0	0.0	0.0	0.0	0.0	0.0	0.0	0.0
Sulphur Closing Inv	0.0	0.0	0.0	0.0	0.0	0.0	0.0	0.0	0.0	0.0	0.0	0.0	0.0

Unit of Measurement: Gas and Gas equivalent products: 1000m3, Liquids: m3, Sulphur: MTS

VPR6200

Facility ID ABGP0138191

Facility Name SWR Windfall GP 14-24-59-16 W5

Facility Licence # 48653

Facility Operator A72X OUTLIER

Production Month	201701	201702	201703	201704	201705	201706	201707	201708	201709	201710	201711	201712	Totals
Receipts													
Receipts from Alberta Facilities	7,133.4	6,463.0	7,131.0	6,983.0	7,441.0	6,958.0	6,877.0	6,727.0	7,263.0	6,793.0	9,777.0	12,000.0	91,546.4
Receipts from Non-Alberta Facilities	0.0	0.0	0.0	0.0	0.0	0.0	0.0	0.0	0.0	0.0	0.0	0.0	0.0
Dispositions													
Disposition													
Battery	0.0	0.0	0.0	0.0	0.0	0.0	0.0	0.0	0.0	0.0	0.0	0.0	0.0
Gas Gathering System	0.0	0.0	0.0	0.0	0.0	0.0	0.0	0.0	0.0	0.0	0.0	0.0	0.0
Gas Plant	0.0	0.0	0.0	0.0	0.0	0.0	0.0	0.0	0.0	0.0	0.0	0.0	0.0
Injection Facility	0.0	0.0	0.0	0.0	0.0	0.0	0.0	0.0	0.0	0.0	0.0	0.0	0.0
Meter Station	7,144.0	6,463.0	7,131.0	6,983.0	7,441.0	6,958.0	6,877.0	6,727.0	7,263.0	6,793.0	9,777.0	12,000.0	91,557.0
Other	0.0	0.0	0.0	0.0	0.0	0.0	0.0	0.0	0.0	0.0	0.0	0.0	0.0
Alberta Commercial	0.0	0.0	0.0	0.0	0.0	0.0	0.0	0.0	0.0	0.0	0.0	0.0	0.0
Alberta Industrial	0.0	0.0	0.0	0.0	0.0	0.0	0.0	0.0	0.0	0.0	0.0	0.0	0.0
Alberta Residential	0.0	0.0	0.0	0.0	0.0	0.0	0.0	0.0	0.0	0.0	0.0	0.0	0.0
Alberta Elec.Generation	0.0	0.0	0.0	0.0	0.0	0.0	0.0	0.0	0.0	0.0	0.0	0.0	0.0
Shrinkage													
Acid Gas	0.0	0.0	0.0	0.0	0.0	0.0	0.0	0.0	0.0	0.0	0.0	0.0	0.0
Other products	16.6	18.2	17.9	18.7	13.1	11.5	14.7	15.4	17.0	19.7	19.7	19.7	202.2
Fuel	0.0	0.0	0.0	0.0	0.0	0.0	0.0	0.0	0.0	0.0	0.0	0.0	0.0
Flared	0.0	0.0	0.0	0.0	0.0	0.0	0.0	0.0	0.0	0.0	0.0	0.0	0.0
Vented	0.0	0.0	0.0	0.0	0.0	0.0	0.0	0.0	0.0	0.0	0.0	0.0	0.0
Diff and Other	-27.2	-18.2	-17.9	-18.7	-13.1	-11.5	-14.7	-15.4	-17.0	-19.7	-19.7	-19.7	-212.8
Process and Frac													
Pentanes Plus	80.5	88.0	86.8	90.3	63.4	55.6	71.0	74.4	82.2	95.2	95.2	95.2	977.8
Propane	0.0	0.0	0.0	0.0	0.0	0.0	0.0	0.0	0.0	0.0	0.0	0.0	0.0
Butanes	0.0	0.0	0.0	0.0	0.0	0.0	0.0	0.0	0.0	0.0	0.0	0.0	0.0
Ethane	0.0	0.0	0.0	0.0	0.0	0.0	0.0	0.0	0.0	0.0	0.0	0.0	0.0
NGL	0.0	0.0	0.0	0.0	0.0	0.0	0.0	0.0	0.0	0.0	0.0	0.0	0.0
Sulphur	0.0	0.0	0.0	0.0	0.0	0.0	0.0	0.0	0.0	0.0	0.0	0.0	0.0
Sulphur Closing Inv	0.0	0.0	0.0	0.0	0.0	0.0	0.0	0.0	0.0	0.0	0.0	0.0	0.0

Unit of Measurement: Gas and Gas equivalent products: 1000m3, Liquids: m3, Sulphur: MTS

VPR6200

Facility ID ABGP0138443

Facility Name ZETA CREEK 11-10-49-12W5 GAS PLANT

Facility Licence # 48148

Facility Operator AOC0 KEYERA

Production Month	201701	201702	201703	201704	201705	201706	201707	201708	201709	201710	201711	201712	Totals
Receipts													
Receipts from Alberta Facilities	23,431.1	20,837.6	21,549.9	19,272.6	19,974.7	22,344.9	29,407.8	30,399.5	28,115.1	28,189.4	25,500.2	25,935.3	294,958.1
Receipts from Non-Alberta Facilities	0.0	0.0	0.0	0.0	0.0	0.0	0.0	0.0	0.0	0.0	0.0	0.0	0.0
Dispositions													
Disposition													
Battery	0.0	0.0	0.0	0.0	0.0	0.0	0.0	0.0	0.0	0.0	0.0	0.0	0.0
Gas Gathering System	0.0	0.0	0.0	0.0	0.0	0.0	0.0	0.0	0.0	0.0	0.0	0.0	0.0
Gas Plant	0.0	0.0	0.0	0.0	0.0	0.0	0.0	0.0	0.0	0.0	0.0	0.0	0.0
Injection Facility	0.0	0.0	0.0	0.0	0.0	0.0	0.0	0.0	0.0	0.0	0.0	0.0	0.0
Meter Station	20,631.3	18,280.3	19,004.6	17,083.4	17,676.8	19,732.1	25,786.6	26,748.4	24,905.5	24,908.8	22,691.7	23,076.1	260,525.6
Other	0.0	0.0	0.0	0.0	0.0	0.0	0.0	0.0	0.0	0.0	0.0	0.0	0.0
Alberta Commercial	0.0	0.0	0.0	0.0	0.0	0.0	0.0	0.0	0.0	0.0	0.0	0.0	0.0
Alberta Industrial	0.0	0.0	0.0	0.0	0.0	0.0	0.0	0.0	0.0	0.0	0.0	0.0	0.0
Alberta Residential	0.0	0.0	0.0	0.0	0.0	0.0	0.0	0.0	0.0	0.0	0.0	0.0	0.0
Alberta Elec.Generation	0.0	0.0	0.0	0.0	0.0	0.0	0.0	0.0	0.0	0.0	0.0	0.0	0.0
Shrinkage													
Acid Gas	0.0	0.0	0.0	0.0	0.0	0.0	0.0	0.0	0.0	0.0	0.0	0.0	0.0
Other products	2,265.0	2,057.5	2,089.6	1,898.1	1,952.1	2,413.3	3,139.3	3,089.2	2,887.2	2,854.5	2,341.4	2,329.3	29,316.5
Fuel	765.7	683.7	715.8	699.9	664.5	707.1	928.7	1,010.3	900.8	885.1	765.8	782.2	9,509.6
Flared	29.6	23.0	2.9	5.9	16.8	3.4	3.3	6.6	2.6	4.5	9.1	9.5	117.2
Vented	0.0	0.0	0.0	0.0	0.0	0.0	0.0	0.0	0.0	0.0	0.0	0.0	0.0
Diff and Other	-260.5	-206.9	-263.0	-414.7	-335.5	-511.0	-450.1	-455.0	-581.0	-463.5	-307.8	-261.8	-4,510.8
Process and Frac													
Pentanes Plus	4,337.8	3,897.7	3,748.6	3,291.5	3,532.2	4,892.6	6,426.1	5,616.5	5,389.0	5,239.7	3,999.2	3,773.0	54,143.9
Propane	0.0	0.0	0.0	0.0	0.0	0.0	0.0	0.0	0.0	0.0	0.0	0.0	0.0
Butanes	0.0	0.0	0.0	0.0	0.0	0.0	0.0	0.0	0.0	0.0	0.0	0.0	0.0
Ethane	0.0	0.0	0.0	0.0	0.0	0.0	0.0	0.0	0.0	0.0	0.0	0.0	0.0
NGL	5,459.3	4,988.0	5,224.2	4,868.0	4,876.4	5,608.2	7,288.7	7,729.4	7,129.3	7,162.1	6,170.4	6,291.2	72,795.2
Sulphur	0.0	0.0	0.0	0.0	0.0	0.0	0.0	0.0	0.0	0.0	0.0	0.0	0.0
Sulphur Closing Inv	0.0	0.0	0.0	0.0	0.0	0.0	0.0	0.0	0.0	0.0	0.0	0.0	0.0

Unit of Measurement: Gas and Gas equivalent products: 1000m3, Liquids: m3, Sulphur: MTS

VPR6200

Facility ID ABGP0138789

Facility Name BONTERRA SWEET GAS PROCESSING PLANT

Facility Licence # 11250

Facility Operator 0XZ4 BONTERRA

Production Month	201701	201702	201703	201704	201705	201706	201707	201708	201709	201710	201711	201712	Totals
Receipts													
Receipts from Alberta Facilities	3,198.7	2,744.6	2,873.5	2,712.0	2,754.9	2,920.2	4,025.7	4,478.3	4,091.8	4,712.0	4,092.5	3,736.3	42,340.5
Receipts from Non-Alberta Facilities	0.0	0.0	0.0	0.0	0.0	0.0	0.0	0.0	0.0	0.0	0.0	0.0	0.0
Dispositions													
Disposition													
Battery	0.0	0.0	0.0	0.0	0.0	0.0	0.0	0.0	0.0	0.0	0.0	0.0	0.0
Gas Gathering System	2,714.0	2,322.1	2,439.7	2,318.1	2,383.1	2,481.8	3,608.1	4,085.0	3,723.6	4,296.8	3,671.9	3,281.6	37,325.8
Gas Plant	0.0	0.0	0.0	0.0	0.0	0.0	0.0	0.0	0.0	0.0	0.0	0.0	0.0
Injection Facility	0.0	0.0	0.0	0.0	0.0	0.0	0.0	0.0	0.0	0.0	0.0	0.0	0.0
Meter Station	0.0	0.0	0.0	0.0	0.0	0.0	0.0	0.0	0.0	0.0	0.0	0.0	0.0
Other	0.0	0.0	0.0	0.0	0.0	0.0	0.0	0.0	0.0	0.0	0.0	0.0	0.0
Alberta Commercial	0.0	0.0	0.0	0.0	0.0	0.0	0.0	0.0	0.0	0.0	0.0	0.0	0.0
Alberta Industrial	0.0	0.0	0.0	0.0	0.0	0.0	0.0	0.0	0.0	0.0	0.0	0.0	0.0
Alberta Residential	0.0	0.0	0.0	0.0	0.0	0.0	0.0	0.0	0.0	0.0	0.0	0.0	0.0
Alberta Elec.Generation	0.0	0.0	0.0	0.0	0.0	0.0	0.0	0.0	0.0	0.0	0.0	0.0	0.0
Shrinkage													
Acid Gas	0.0	0.0	0.0	0.0	0.0	0.0	0.0	0.0	0.0	0.0	0.0	0.0	0.0
Other products	106.7	92.1	94.3	83.6	88.4	98.3	125.5	137.5	135.1	152.9	125.2	123.4	1,363.0
Fuel	160.1	143.9	166.9	179.1	142.5	139.7	185.2	206.3	189.1	203.0	196.0	189.2	2,101.0
Flared	0.0	0.0	0.0	0.2	0.6	0.3	1.3	0.2	0.5	0.5	0.9	0.7	5.2
Vented	0.0	0.0	0.0	0.0	0.0	0.0	0.0	0.0	0.0	0.0	0.0	0.0	0.0
Diff and Other	217.9	186.5	172.6	131.0	140.3	200.1	105.6	49.3	43.5	58.8	98.5	141.4	1,545.5
Process and Frac													
Pentanes Plus	0.0	0.0	0.0	0.0	0.0	0.0	0.0	0.0	0.0	0.0	0.0	0.0	0.0
Propane	0.0	0.0	0.0	0.0	0.0	0.0	0.0	0.0	0.0	0.0	0.0	0.0	0.0
Butanes	0.0	0.0	0.0	0.0	0.0	0.0	0.0	0.0	0.0	0.0	0.0	0.0	0.0
Ethane	0.0	0.0	0.0	0.0	0.0	0.0	0.0	0.0	0.0	0.0	0.0	0.0	0.0
NGL	440.5	382.4	391.7	349.8	368.5	413.0	528.5	575.3	564.4	636.6	526.5	520.1	5,697.3
Sulphur	0.0	0.0	0.0	0.0	0.0	0.0	0.0	0.0	0.0	0.0	0.0	0.0	0.0
Sulphur Closing Inv	0.0	0.0	0.0	0.0	0.0	0.0	0.0	0.0	0.0	0.0	0.0	0.0	0.0

Unit of Measurement: Gas and Gas equivalent products: 1000m3, Liquids: m3, Sulphur: MTS

VPR6200
Facility ID ABGP0138811

Facility Name 7G LATOR#2 2/1-21-63-2W6 GP

Facility Licence # 48322

Facility Operator A54C 7GEN

Production Month	201701	201702	201703	201704	201705	201706	201707	201708	201709	201710	201711	201712	Totals
Receipts													
Receipts from Alberta Facilities	125,795.7	109,009.5	116,866.1	121,651.7	130,077.4	134,183.2	134,565.7	137,490.3	134,720.6	148,261.3	129,850.2	125,826.2	1,548,297.9
Receipts from Non-Alberta Facilities	0.0	0.0	0.0	0.0	0.0	0.0	0.0	0.0	0.0	0.0	0.0	0.0	0.0
Dispositions													
Disposition													
Battery	0.0	0.0	0.0	0.0	0.0	0.0	0.0	0.0	0.0	0.0	0.0	0.0	0.0
Gas Gathering System	0.0	0.0	0.0	0.0	0.0	0.0	0.0	0.0	0.0	0.0	0.0	0.0	0.0
Gas Plant	0.0	0.0	0.0	0.0	0.0	0.0	0.0	0.0	0.0	0.0	0.0	0.0	0.0
Injection Facility	0.0	0.0	0.0	0.0	0.0	0.0	0.0	0.0	0.0	0.0	0.0	0.0	0.0
Meter Station	118,745.6	104,307.6	115,004.9	115,596.9	124,540.3	129,133.3	129,972.7	133,794.8	127,152.2	143,275.5	126,113.4	122,820.0	1,490,457.2
Other	0.0	0.0	0.0	0.0	0.0	0.0	0.0	0.0	0.0	0.0	0.0	0.0	0.0
Alberta Commercial	0.0	0.0	0.0	0.0	0.0	0.0	0.0	0.0	0.0	0.0	0.0	0.0	0.0
Alberta Industrial	0.0	0.0	0.0	0.0	0.0	0.0	0.0	0.0	0.0	0.0	0.0	0.0	0.0
Alberta Residential	0.0	0.0	0.0	0.0	0.0	0.0	0.0	0.0	0.0	0.0	0.0	0.0	0.0
Alberta Elec.Generation	0.0	0.0	0.0	0.0	0.0	0.0	0.0	0.0	0.0	0.0	0.0	0.0	0.0
Shrinkage													
Acid Gas	0.0	0.0	0.0	0.0	0.0	0.0	0.0	0.0	0.0	0.0	0.0	0.0	0.0
Other products	5,098.0	4,721.9	5,216.9	5,625.0	5,047.5	5,234.9	5,547.1	5,415.2	3,776.2	5,184.2	4,215.3	3,800.9	58,883.1
Fuel	0.0	1,432.4	1,591.2	1,598.0	1,537.0	1,441.9	1,533.9	1,622.9	1,535.9	1,632.4	1,530.0	1,558.8	17,014.4
Flared	0.0	104.7	76.7	56.0	88.5	78.5	53.7	81.6	27.4	51.1	77.5	82.2	777.9
Vented	0.0	0.0	0.0	0.0	0.0	0.0	0.0	0.0	0.0	0.0	0.0	0.0	0.0
Diff and Other	1,952.1	-1,557.1	-5,023.6	-1,224.2	-1,135.9	-1,705.4	-2,541.7	-3,424.2	2,228.9	-1,881.9	-2,086.0	-2,435.7	-18,834.7
Process and Frac													
Pentanes Plus	0.0	0.0	0.0	0.0	0.0	0.0	0.0	0.0	0.0	0.0	0.0	0.0	0.0
Propane	0.0	0.0	0.0	0.0	0.0	0.0	0.0	0.0	0.0	0.0	0.0	0.0	0.0
Butanes	0.0	0.0	0.0	0.0	0.0	0.0	0.0	0.0	0.0	0.0	0.0	0.0	0.0
Ethane	0.0	0.0	0.0	0.0	0.0	0.0	0.0	0.0	0.0	0.0	0.0	0.0	0.0
NGL	21,026.6	19,989.1	21,700.1	23,516.0	21,235.4	22,172.6	23,551.3	23,045.8	16,041.8	22,156.4	17,591.9	15,986.0	248,013.0
Sulphur	0.0	0.0	0.0	0.0	0.0	0.0	0.0	0.0	0.0	0.0	0.0	0.0	0.0
Sulphur Closing Inv	0.0	0.0	0.0	0.0	0.0	0.0	0.0	0.0	0.0	0.0	0.0	0.0	0.0

Unit of Measurement: Gas and Gas equivalent products: 1000m3, Liquids: m3, Sulphur: MTS

VPR6200

Facility ID ABGP0138891

Facility Name ANSELL 12-31 GAS PLANT

Facility Licence # 46817

Facility Operator A5RX BEC

Production Month	201701	201702	201703	201704	201705	201706	201707	201708	201709	201710	201711	201712	Totals
Receipts													
Receipts from Alberta Facilities	40,431.5	48,948.8	63,872.6	72,100.7	69,815.2	67,687.8	63,930.5	63,345.8	51,574.6	71,618.6	76,379.4	81,331.8	771,037.3
Receipts from Non-Alberta Facilities	0.0	0.0	0.0	0.0	0.0	0.0	0.0	0.0	0.0	0.0	0.0	0.0	0.0
Dispositions													
Disposition													
Battery	0.0	0.0	0.0	0.0	0.0	0.0	0.0	0.0	0.0	0.0	0.0	0.0	0.0
Gas Gathering System	0.0	0.0	0.0	0.0	0.0	0.0	0.0	0.0	0.0	0.0	0.0	0.0	0.0
Gas Plant	0.0	0.0	0.0	0.0	0.0	0.0	0.0	0.0	0.0	0.0	0.0	0.0	0.0
Injection Facility	0.0	0.0	0.0	0.0	0.0	0.0	0.0	0.0	0.0	0.0	0.0	0.0	0.0
Meter Station	39,413.1	46,539.8	60,800.7	68,463.1	66,792.4	64,490.1	60,681.7	61,865.2	48,927.8	67,905.4	72,358.4	76,918.1	735,155.8
Other	0.0	0.0	0.0	0.0	0.0	0.0	0.0	0.0	0.0	0.0	0.0	0.0	0.0
Alberta Commercial	0.0	0.0	0.0	0.0	0.0	0.0	0.0	0.0	0.0	0.0	0.0	0.0	0.0
Alberta Industrial	0.0	0.0	0.0	0.0	0.0	0.0	0.0	0.0	0.0	0.0	0.0	0.0	0.0
Alberta Residential	0.0	0.0	0.0	0.0	0.0	0.0	0.0	0.0	0.0	0.0	0.0	0.0	0.0
Alberta Elec.Generation	0.0	0.0	0.0	0.0	0.0	0.0	0.0	0.0	0.0	0.0	0.0	0.0	0.0
Shrinkage													
Acid Gas	0.0	0.0	0.0	0.0	0.0	0.0	0.0	0.0	0.0	0.0	0.0	0.0	0.0
Other products	320.1	337.6	452.7	601.8	618.6	578.1	608.0	620.8	487.4	585.5	648.3	707.3	6,566.2
Fuel	974.8	1,114.5	1,351.6	1,615.0	1,603.6	1,557.6	1,473.0	1,540.1	1,142.4	1,552.2	1,670.9	1,793.0	17,388.7
Flared	0.0	0.0	0.0	0.0	0.0	0.0	0.0	0.0	0.0	0.0	0.0	0.0	0.0
Vented	10.1	6.4	40.9	9.2	11.2	11.9	14.8	11.7	14.9	13.9	10.6	16.7	172.3
Diff and Other	-286.6	950.5	1,226.7	1,411.6	789.4	1,050.1	1,153.0	-692.0	1,002.1	1,561.6	1,691.2	1,896.7	11,754.3
Process and Frac													
Pentanes Plus	767.2	686.4	991.4	997.9	1,233.7	1,119.8	994.3	924.5	660.9	1,065.4	1,071.0	1,266.4	11,778.9
Propane	0.0	0.0	0.0	0.0	0.0	0.0	0.0	0.0	0.0	0.0	0.0	0.0	0.0
Butanes	0.0	0.0	0.0	0.0	0.0	0.0	0.0	0.0	0.0	0.0	0.0	0.0	0.0
Ethane	0.0	0.0	0.0	0.0	0.0	0.0	0.0	0.0	0.0	0.0	0.0	0.0	0.0
NGL	717.3	869.1	1,100.5	1,749.7	1,606.6	1,517.1	1,762.5	1,881.4	1,536.3	1,602.6	1,874.1	1,954.1	18,171.3
Sulphur	0.0	0.0	0.0	0.0	0.0	0.0	0.0	0.0	0.0	0.0	0.0	0.0	0.0
Sulphur Closing Inv	0.0	0.0	0.0	0.0	0.0	0.0	0.0	0.0	0.0	0.0	0.0	0.0	0.0

Unit of Measurement: Gas and Gas equivalent products: 1000m3, Liquids: m3, Sulphur: MTS

VPR6200
Facility ID ABGP0139294

Facility Name FERRIER 02-25-038-9W500 GP

Facility Licence # 37428

Facility Operator A632 PETRUS

Production Month	201701	201702	201703	201704	201705	201706	201707	201708	201709	201710	201711	201712	Totals
Receipts													
Receipts from Alberta Facilities	24,342.4	22,775.0	24,386.8	23,624.6	27,360.3	29,926.8	30,077.3	29,590.1	25,285.7	27,989.4	28,024.8	32,547.0	325,930.2
Receipts from Non-Alberta Facilities	0.0	0.0	0.0	0.0	0.0	0.0	0.0	0.0	0.0	0.0	0.0	0.0	0.0
Dispositions													
Disposition													
Battery	0.0	0.0	0.0	0.0	0.0	0.0	0.0	0.0	0.0	0.0	0.0	0.0	0.0
Gas Gathering System	2,803.1	2,701.6	2,906.6	3,130.8	2,762.1	4,628.1	3,800.3	3,139.7	2,742.2	2,627.1	1,739.2	2,205.9	35,186.7
Gas Plant	0.0	0.0	0.0	0.0	0.0	0.0	0.0	0.0	0.0	0.0	0.0	0.0	0.0
Injection Facility	0.0	0.0	0.0	0.0	0.0	0.0	0.0	0.0	0.0	0.0	0.0	0.0	0.0
Meter Station	19,037.0	17,650.6	18,910.1	17,953.9	21,522.5	23,269.7	23,211.0	23,624.6	19,897.2	22,981.1	23,392.0	27,201.9	258,651.6
Other	0.0	0.0	0.0	0.0	0.0	0.0	0.0	0.0	0.0	0.0	0.0	0.0	0.0
Alberta Commercial	0.0	0.0	0.0	0.0	0.0	0.0	0.0	0.0	0.0	0.0	0.0	0.0	0.0
Alberta Industrial	0.0	0.0	0.0	0.0	0.0	0.0	0.0	0.0	0.0	0.0	0.0	0.0	0.0
Alberta Residential	0.0	0.0	0.0	0.0	0.0	0.0	0.0	0.0	0.0	0.0	0.0	0.0	0.0
Alberta Elec.Generation	0.0	0.0	0.0	0.0	0.0	0.0	0.0	0.0	0.0	0.0	0.0	0.0	0.0
Shrinkage													
Acid Gas	0.0	0.0	0.0	0.0	0.0	0.0	0.0	0.0	0.0	0.0	0.0	0.0	0.0
Other products	1,710.8	1,595.1	1,608.1	1,571.9	1,836.3	2,056.0	1,958.0	1,935.2	1,613.0	1,753.5	1,921.8	2,317.2	21,876.9
Fuel	658.0	659.9	719.6	706.6	757.3	776.0	808.0	796.4	670.5	782.9	893.3	1,003.5	9,232.0
Flared	5.7	4.1	5.7	10.2	20.6	12.4	14.2	9.9	10.6	9.9	4.6	7.8	115.7
Vented	0.0	0.0	0.0	0.0	0.0	0.0	0.0	0.0	0.0	0.0	0.0	0.0	0.0
Diff and Other	127.8	163.7	236.7	251.2	461.5	-815.4	285.8	84.3	352.2	-165.1	73.9	-189.3	867.3
Process and Frac													
Pentanes Plus	3,831.2	3,427.9	3,213.3	3,157.7	3,979.6	6,431.6	6,070.7	5,760.6	4,801.9	5,366.9	4,251.9	4,744.5	55,037.8
Propane	0.0	0.0	0.0	0.0	0.0	0.0	0.0	0.0	0.0	0.0	0.0	0.0	0.0
Butanes	0.0	0.0	0.0	0.0	0.0	0.0	0.0	0.0	0.0	0.0	0.0	0.0	0.0
Ethane	0.0	0.0	0.0	0.0	0.0	0.0	0.0	0.0	0.0	0.0	0.0	0.0	0.0
NGL	3,677.6	3,561.8	3,788.0	3,694.3	4,082.9	2,890.0	2,776.1	2,927.2	2,439.3	2,542.8	4,285.5	5,619.6	42,285.1
Sulphur	0.0	0.0	0.0	0.0	0.0	0.0	0.0	0.0	0.0	0.0	0.0	0.0	0.0
Sulphur Closing Inv	0.0	0.0	0.0	0.0	0.0	0.0	0.0	0.0	0.0	0.0	0.0	0.0	0.0

Unit of Measurement: Gas and Gas equivalent products: 1000m3, Liquids: m3, Sulphur: MTS

VPR6200

Facility ID ABGP0139501

Facility Name TOURMALINE EDSON 04-17 GAS PLANT

Facility Licence # 48632

Facility Operator A573 TOURMALINE

Production Month	201701	201702	201703	201704	201705	201706	201707	201708	201709	201710	201711	201712	Totals
Receipts													
Receipts from Alberta Facilities	70,712.6	72,779.3	72,678.7	69,616.1	72,025.8	67,094.2	68,254.4	73,996.2	71,940.9	75,826.4	73,934.9	77,979.8	866,839.3
Receipts from Non-Alberta Facilities	0.0	0.0	0.0	0.0	0.0	0.0	0.0	0.0	0.0	0.0	0.0	0.0	0.0
Dispositions													
Disposition													
Battery	0.0	0.0	0.0	0.0	0.0	0.0	0.0	0.0	0.0	0.0	0.0	0.0	0.0
Gas Gathering System	0.0	0.0	0.0	0.0	0.0	0.0	0.0	0.0	0.0	0.0	0.0	0.0	0.0
Gas Plant	0.0	0.0	0.0	0.0	0.0	0.0	0.0	0.0	0.0	0.0	0.0	0.0	0.0
Injection Facility	0.0	0.0	0.0	0.0	0.0	0.0	0.0	0.0	0.0	0.0	0.0	0.0	0.0
Meter Station	68,591.9	69,839.3	70,112.6	66,557.1	69,187.1	64,319.9	65,597.9	72,933.9	70,580.7	73,059.1	71,176.0	75,088.0	837,043.5
Other	0.0	0.0	0.0	0.0	0.0	0.0	0.0	0.0	0.0	0.0	0.0	0.0	0.0
Alberta Commercial	0.0	0.0	0.0	0.0	0.0	0.0	0.0	0.0	0.0	0.0	0.0	0.0	0.0
Alberta Industrial	0.0	0.0	0.0	0.0	0.0	0.0	0.0	0.0	0.0	0.0	0.0	0.0	0.0
Alberta Residential	0.0	0.0	0.0	0.0	0.0	0.0	0.0	0.0	0.0	0.0	0.0	0.0	0.0
Alberta Elec.Generation	0.0	0.0	0.0	0.0	0.0	0.0	0.0	0.0	0.0	0.0	0.0	0.0	0.0
Shrinkage													
Acid Gas	0.0	0.0	0.0	0.0	0.0	0.0	0.0	0.0	0.0	0.0	0.0	0.0	0.0
Other products	530.0	497.5	520.3	532.3	625.5	580.6	548.0	576.1	578.2	487.4	495.3	600.7	6,571.9
Fuel	1,595.3	1,490.5	1,635.6	1,581.6	1,655.9	1,563.7	1,011.7	1,670.7	1,637.2	1,670.6	1,639.6	1,714.0	18,866.4
Flared	1.5	2.2	1.2	0.8	1.2	0.9	1.5	0.3	1.3	3.9	2.1	0.9	17.8
Vented	0.0	0.0	0.0	0.0	0.0	0.0	0.2	0.0	0.0	0.0	0.0	0.0	0.2
Diff and Other	-6.1	949.8	409.0	944.3	556.1	629.1	1,095.1	-1,184.8	-856.5	605.4	621.9	576.2	4,339.5
Process and Frac													
Pentanes Plus	2,117.4	2,063.0	2,083.3	2,065.7	2,406.1	2,109.5	2,171.9	2,373.2	2,270.5	2,031.1	2,063.8	2,526.7	26,282.2
Propane	0.0	0.0	0.0	0.0	0.0	0.0	0.0	0.0	0.0	0.0	0.0	0.0	0.0
Butanes	0.0	0.0	0.0	0.0	0.0	0.0	0.0	0.0	0.0	0.0	0.0	0.0	0.0
Ethane	0.0	0.0	0.0	0.0	0.0	0.0	0.0	0.0	0.0	0.0	0.0	0.0	0.0
NGL	378.0	289.1	365.3	428.9	521.9	588.4	402.9	346.3	440.9	272.0	276.1	317.2	4,627.0
Sulphur	0.0	0.0	0.0	0.0	0.0	0.0	0.0	0.0	0.0	0.0	0.0	0.0	0.0
Sulphur Closing Inv	0.0	0.0	0.0	0.0	0.0	0.0	0.0	0.0	0.0	0.0	0.0	0.0	0.0

Unit of Measurement: Gas and Gas equivalent products: 1000m3, Liquids: m3, Sulphur: MTS

VPR6200

Facility ID ABGP0140178

Facility Name Elmworth LNG Phase 1

Facility Licence # 49026

Facility Operator A73H FERUS NGF INC

Production Month	201701	201702	201703	201704	201705	201706	201707	201708	201709	201710	201711	201712	Totals
Receipts													
Receipts from Alberta Facilities	2,816.5	2,176.4	2,119.0	932.3	473.5	574.9	677.2	935.4	1,216.2	1,382.1	858.4	923.8	15,085.7
Receipts from Non-Alberta Facilities	0.0	0.0	0.0	0.0	0.0	0.0	0.0	0.0	0.0	0.0	0.0	0.0	0.0
Dispositions													
Disposition													
Battery	0.0	0.0	0.0	0.0	0.0	0.0	0.0	0.0	0.0	0.0	0.0	0.0	0.0
Gas Gathering System	0.0	0.0	0.0	0.0	0.0	0.0	0.0	0.0	0.0	0.0	0.0	0.0	0.0
Gas Plant	0.0	0.0	0.0	0.0	0.0	0.0	0.0	0.0	0.0	0.0	0.0	0.0	0.0
Injection Facility	0.0	0.0	0.0	0.0	0.0	0.0	0.0	0.0	0.0	0.0	0.0	0.0	0.0
Meter Station	0.0	0.0	0.0	0.0	0.0	0.0	0.0	0.0	0.0	0.0	0.0	0.0	0.0
Other	0.0	0.0	0.0	0.0	0.0	0.0	0.0	0.0	0.0	0.0	0.0	0.0	0.0
Alberta Commercial	2,413.2	2,001.3	1,863.2	873.2	433.5	541.0	648.0	878.1	1,154.7	1,319.5	827.4	843.7	13,796.8
Alberta Industrial	0.0	0.0	0.0	0.0	0.0	0.0	0.0	0.0	0.0	0.0	0.0	0.0	0.0
Alberta Residential	0.0	0.0	0.0	0.0	0.0	0.0	0.0	0.0	0.0	0.0	0.0	0.0	0.0
Alberta Elec.Generation	0.0	0.0	0.0	0.0	0.0	0.0	0.0	0.0	0.0	0.0	0.0	0.0	0.0
Shrinkage													
Acid Gas	0.0	0.0	0.0	0.0	0.0	0.0	0.0	0.0	0.0	0.0	0.0	0.0	0.0
Other products	0.0	0.0	0.0	0.0	0.0	0.0	0.0	0.0	0.0	0.0	0.0	0.0	0.0
Fuel	13.4	9.1	8.7	4.6	2.4	2.9	3.9	5.9	7.9	6.3	3.6	4.5	73.2
Flared	35.3	36.7	33.0	21.5	18.3	19.6	17.1	19.9	26.1	19.6	13.5	26.1	286.7
Vented	0.0	0.0	0.0	0.0	0.0	0.0	0.0	0.0	0.0	0.0	0.0	0.0	0.0
Diff and Other	354.6	129.3	214.1	33.0	19.3	11.4	8.2	31.5	27.5	36.7	13.9	49.5	929.0
Process and Frac													
Pentanes Plus	0.0	0.0	0.0	0.0	0.0	0.0	0.0	0.0	0.0	0.0	0.0	0.0	0.0
Propane	0.0	0.0	0.0	0.0	0.0	0.0	0.0	0.0	0.0	0.0	0.0	0.0	0.0
Butanes	0.0	0.0	0.0	0.0	0.0	0.0	0.0	0.0	0.0	0.0	0.0	0.0	0.0
Ethane	0.0	0.0	0.0	0.0	0.0	0.0	0.0	0.0	0.0	0.0	0.0	0.0	0.0
NGL	0.0	0.0	0.0	0.0	0.0	0.0	0.0	0.0	0.0	0.0	0.0	0.0	0.0
Sulphur	0.0	0.0	0.0	0.0	0.0	0.0	0.0	0.0	0.0	0.0	0.0	0.0	0.0
Sulphur Closing Inv	0.0	0.0	0.0	0.0	0.0	0.0	0.0	0.0	0.0	0.0	0.0	0.0	0.0

Unit of Measurement: Gas and Gas equivalent products: 1000m3, Liquids: m3, Sulphur: MTS

VPR6200

Facility ID ABGP0140267

Facility Name 7G Cutbank 10-10-065-05W6

Facility Licence # 48565

Facility Operator A54C 7GEN

Production Month	201701	201702	201703	201704	201705	201706	201707	201708	201709	201710	201711	201712	Totals
Receipts													
Receipts from Alberta Facilities	160,242.9	141,126.1	154,151.9	151,663.3	166,333.4	169,629.6	178,725.2	172,050.3	172,527.3	154,434.2	178,200.6	190,688.4	1,989,773.2
Receipts from Non-Alberta Facilities	0.0	0.0	0.0	0.0	0.0	0.0	0.0	0.0	0.0	0.0	0.0	0.0	0.0
Dispositions													
Disposition													
Battery	0.0	0.0	0.0	0.0	0.0	0.0	0.0	0.0	0.0	0.0	0.0	0.0	0.0
Gas Gathering System	0.0	0.0	0.0	0.0	0.0	0.0	0.0	0.0	0.0	0.0	0.0	0.0	0.0
Gas Plant	0.0	0.0	0.0	0.0	0.0	0.0	0.0	0.0	0.0	0.0	0.0	0.0	0.0
Injection Facility	0.0	0.0	0.0	0.0	0.0	0.0	0.0	0.0	0.0	0.0	0.0	0.0	0.0
Meter Station	154,598.0	135,782.0	149,570.0	147,022.0	161,783.0	165,729.0	176,319.0	169,958.0	170,988.0	153,480.0	176,523.0	189,265.0	1,951,017.0
Other	0.0	0.0	0.0	0.0	0.0	0.0	0.0	0.0	0.0	0.0	0.0	0.0	0.0
Alberta Commercial	0.0	0.0	0.0	0.0	0.0	0.0	0.0	0.0	0.0	0.0	0.0	0.0	0.0
Alberta Industrial	0.0	0.0	0.0	0.0	0.0	0.0	0.0	0.0	0.0	0.0	0.0	0.0	0.0
Alberta Residential	0.0	0.0	0.0	0.0	0.0	0.0	0.0	0.0	0.0	0.0	0.0	0.0	0.0
Alberta Elec.Generation	0.0	0.0	0.0	0.0	0.0	0.0	0.0	0.0	0.0	0.0	0.0	0.0	0.0
Shrinkage													
Acid Gas	0.0	0.0	0.0	0.0	0.0	0.0	0.0	0.0	0.0	0.0	0.0	0.0	0.0
Other products	5,885.8	5,710.7	6,777.4	5,866.3	5,914.0	5,306.7	5,422.8	4,816.1	4,921.5	4,424.9	4,756.8	4,493.0	64,296.0
Fuel	1,459.2	1,299.2	1,518.1	1,424.8	1,433.0	1,371.3	1,366.1	1,318.2	1,288.2	1,290.5	1,459.7	1,560.8	16,789.1
Flared	94.2	122.1	65.1	107.7	60.7	77.7	85.6	75.2	80.6	55.0	136.5	89.5	1,049.9
Vented	0.0	0.0	0.0	0.0	0.0	0.0	14.5	0.0	0.0	0.0	20.0	0.0	34.5
Diff and Other	-1,794.3	-1,787.9	-3,778.7	-2,757.5	-2,857.3	-2,855.1	-4,482.8	-4,117.2	-4,751.0	-4,816.2	-4,695.4	-4,719.9	-43,413.3
Process and Frac													
Pentanes Plus	0.0	0.0	0.0	0.0	0.0	0.0	0.0	0.0	0.0	0.0	0.0	0.0	0.0
Propane	0.0	0.0	0.0	0.0	0.0	0.0	0.0	0.0	0.0	0.0	0.0	0.0	0.0
Butanes	0.0	0.0	0.0	0.0	0.0	0.0	0.0	0.0	0.0	0.0	0.0	0.0	0.0
Ethane	0.0	0.0	0.0	0.0	0.0	0.0	0.0	0.0	0.0	0.0	0.0	0.0	0.0
NGL	24,693.9	23,753.6	28,169.0	24,357.9	24,653.0	22,244.5	22,664.7	20,376.2	20,909.2	18,826.4	20,204.9	19,426.4	270,279.7
Sulphur	0.0	0.0	0.0	0.0	0.0	0.0	0.0	0.0	0.0	0.0	0.0	0.0	0.0
Sulphur Closing Inv	0.0	0.0	0.0	0.0	0.0	0.0	0.0	0.0	0.0	0.0	0.0	0.0	0.0

Unit of Measurement: Gas and Gas equivalent products: 1000m3, Liquids: m3, Sulphur: MTS

VPR6200

Facility ID ABGP0140439

Facility Name Simonette 10-29 Gas Plant

Facility Licence # 47687

Facility Operator 0026 ECA

Production Month	201701	201702	201703	201704	201705	201706	201707	201708	201709	201710	201711	201712	Totals
Receipts													
Receipts from Alberta Facilities	31,836.3	25,360.6	39,727.8	39,001.4	47,908.5	44,283.7	41,289.3	37,575.6	47,254.7	52,516.9	48,682.1	51,332.7	506,769.6
Receipts from Non-Alberta Facilities	0.0	0.0	0.0	0.0	0.0	0.0	0.0	0.0	0.0	0.0	0.0	0.0	0.0
Dispositions													
Disposition													
Battery	1,321.4	1,013.9	1,551.0	0.0	0.0	0.0	0.0	96.7	0.0	0.0	5.1	0.0	3,988.1
Gas Gathering System	0.0	0.0	0.0	0.0	0.0	0.0	0.0	0.0	0.0	0.0	0.0	0.0	0.0
Gas Plant	0.0	0.0	0.0	0.0	0.0	0.0	0.0	0.0	0.0	0.0	0.0	0.0	0.0
Injection Facility	0.0	0.0	0.0	0.0	0.0	0.0	0.0	0.0	0.0	0.0	0.0	0.0	0.0
Meter Station	27,331.0	21,319.0	34,261.0	34,410.0	40,509.0	38,140.0	35,812.0	32,313.0	39,861.0	44,147.0	42,417.0	44,729.0	435,249.0
Other	0.0	0.0	0.0	0.0	0.0	0.0	0.0	0.0	0.0	0.0	0.0	0.0	0.0
Alberta Commercial	0.0	0.0	0.0	0.0	0.0	0.0	0.0	0.0	0.0	0.0	0.0	0.0	0.0
Alberta Industrial	0.0	0.0	0.0	0.0	0.0	0.0	0.0	0.0	0.0	0.0	0.0	0.0	0.0
Alberta Residential	0.0	0.0	0.0	0.0	0.0	0.0	0.0	0.0	0.0	0.0	0.0	0.0	0.0
Alberta Elec.Generation	0.0	0.0	0.0	0.0	0.0	0.0	0.0	0.0	0.0	0.0	0.0	0.0	0.0
Shrinkage													
Acid Gas	0.0	0.0	0.0	0.0	0.0	0.0	0.0	0.0	0.0	0.0	0.0	0.0	0.0
Other products	6,255.5	5,117.7	6,494.6	6,300.2	7,817.3	6,830.6	5,643.4	4,676.9	7,907.2	9,431.3	7,142.3	7,437.4	81,054.4
Fuel	28.4	140.7	0.0	10.0	1,613.5	1,472.6	1,396.1	1,376.4	1,481.1	246.9	1,025.6	1,643.1	10,434.4
Flared	118.1	111.1	99.1	133.2	150.3	100.1	114.3	97.8	186.3	182.3	241.9	134.2	1,668.7
Vented	0.0	0.0	0.0	0.0	0.0	0.0	0.0	0.0	0.0	0.0	0.0	0.0	0.0
Diff and Other	-3,218.1	-2,341.8	-2,677.9	-1,852.0	-2,181.6	-2,259.6	-1,676.5	-985.2	-2,180.9	-1,490.6	-2,149.8	-2,611.0	-25,625.0
Process and Frac													
Pentanes Plus	24,836.4	20,573.1	25,292.8	25,099.8	32,812.9	27,948.8	22,669.9	18,518.6	30,541.9	36,639.3	28,416.5	28,326.4	321,676.4
Propane	0.0	0.0	0.0	0.0	0.0	0.0	0.0	0.0	0.0	0.0	0.0	0.0	0.0
Butanes	0.0	0.0	0.0	0.0	0.0	0.0	0.0	0.0	0.0	0.0	0.0	0.0	0.0
Ethane	0.0	0.0	0.0	0.0	0.0	0.0	0.0	0.0	0.0	0.0	0.0	0.0	0.0
NGL	4,760.7	3,670.4	5,358.0	4,772.3	4,490.8	4,600.5	4,218.7	3,741.2	6,654.0	7,777.5	5,361.6	6,687.4	62,093.1
Sulphur	0.0	0.0	0.0	0.0	0.0	0.0	0.0	0.0	0.0	0.0	0.0	0.0	0.0
Sulphur Closing Inv	0.0	0.0	0.0	0.0	0.0	0.0	0.0	0.0	0.0	0.0	0.0	0.0	0.0

Unit of Measurement: Gas and Gas equivalent products: 1000m3, Liquids: m3, Sulphur: MTS

VPR6200

Facility ID ABGP0140643

Facility Name Patterson Creek Gas Plt 11-21-66-3W6

Facility Licence # 48741

Facility Operator A78K MMS ULC

Production Month	201701	201702	201703	201704	201705	201706	201707	201708	201709	201710	201711	201712	Totals
Receipts													
Receipts from Alberta Facilities	37,596.2	33,253.7	36,778.7	31,385.5	39,577.4	45,887.3	33,851.7	44,373.2	52,575.7	57,009.5	69,849.1	78,135.5	560,273.5
Receipts from Non-Alberta Facilities	0.0	0.0	0.0	0.0	0.0	0.0	0.0	0.0	0.0	0.0	0.0	0.0	0.0
Dispositions													
Disposition													
Battery	0.0	0.0	0.0	0.0	0.0	0.0	0.0	0.0	0.0	0.0	0.0	0.0	0.0
Gas Gathering System	0.0	0.0	0.0	0.0	0.0	0.0	0.0	0.0	0.0	0.0	0.0	0.0	0.0
Gas Plant	0.0	0.0	0.0	0.0	0.0	0.0	0.0	0.0	0.0	0.0	0.0	0.0	0.0
Injection Facility	0.0	0.0	0.0	0.0	0.0	0.0	0.0	0.0	0.0	0.0	0.0	0.0	0.0
Meter Station	36,412.7	32,361.1	35,442.3	29,998.9	38,018.5	44,268.7	32,209.9	42,161.5	49,781.9	54,074.7	66,920.2	74,669.0	536,319.4
Other	0.0	0.0	0.0	0.0	0.0	0.0	0.0	0.0	0.0	0.0	0.0	0.0	0.0
Alberta Commercial	0.0	0.0	0.0	0.0	0.0	0.0	0.0	0.0	0.0	0.0	0.0	0.0	0.0
Alberta Industrial	0.0	0.0	0.0	0.0	0.0	0.0	0.0	0.0	0.0	0.0	0.0	0.0	0.0
Alberta Residential	0.0	0.0	0.0	0.0	0.0	0.0	0.0	0.0	0.0	0.0	0.0	0.0	0.0
Alberta Elec.Generation	0.0	0.0	0.0	0.0	0.0	0.0	0.0	0.0	0.0	0.0	0.0	0.0	0.0
Shrinkage													
Acid Gas	0.0	0.0	0.0	0.0	0.0	0.0	0.0	0.0	0.0	0.0	0.0	0.0	0.0
Other products	897.5	811.0	851.4	857.6	1,031.1	1,285.4	1,040.4	1,487.8	1,856.5	1,993.1	2,069.5	2,387.7	16,569.0
Fuel	615.8	573.7	626.8	617.6	686.2	737.1	562.2	729.0	806.0	865.5	948.9	1,143.7	8,912.5
Flared	1.5	1.7	0.6	0.4	45.4	36.4	33.9	3.4	0.2	0.7	32.3	4.7	161.2
Vented	0.0	0.0	0.0	0.0	0.0	0.0	0.0	0.0	0.0	0.0	0.0	0.0	0.0
Diff and Other	-331.3	-493.8	-142.4	-89.0	-203.8	-440.3	5.3	-8.5	131.1	75.5	-121.8	-69.6	-1,688.6
Process and Frac													
Pentanes Plus	0.0	0.0	0.0	0.0	0.0	0.0	0.0	0.0	718.2	661.1	745.3	817.7	2,942.3
Propane	0.0	0.0	0.0	0.0	0.0	0.0	0.0	0.0	0.0	0.0	0.0	0.0	0.0
Butanes	0.0	0.0	0.0	0.0	0.0	0.0	0.0	0.0	0.0	0.0	0.0	0.0	0.0
Ethane	0.0	0.0	0.0	0.0	0.0	0.0	0.0	0.0	0.0	0.0	0.0	0.0	0.0
NGL	3,747.8	3,402.9	3,570.3	3,599.6	4,344.1	5,378.2	4,362.5	6,243.4	7,018.6	7,576.7	7,820.0	9,102.3	66,166.4
Sulphur	0.0	0.0	0.0	0.0	0.0	0.0	0.0	0.0	0.0	0.0	0.0	0.0	0.0
Sulphur Closing Inv	0.0	0.0	0.0	0.0	0.0	0.0	0.0	0.0	0.0	0.0	0.0	0.0	0.0

Unit of Measurement: Gas and Gas equivalent products: 1000m3, Liquids: m3, Sulphur: MTS

VPR6200

Facility ID ABGP0140842

Facility Name Columbia 15-36-044-15W5 Gas Plant

Facility Licence # 48865

Facility Operator A573 TOURMALINE

Production Month	201701	201702	201703	201704	201705	201706	201707	201708	201709	201710	201711	201712	Totals
Receipts													
Receipts from Alberta Facilities	48,066.9	42,240.4	44,685.6	42,344.1	39,568.8	35,251.3	34,178.4	41,941.6	38,666.7	35,220.3	36,975.7	47,892.5	487,032.3
Receipts from Non-Alberta Facilities	0.0	0.0	0.0	0.0	0.0	0.0	0.0	0.0	0.0	0.0	0.0	0.0	0.0
Dispositions													
Disposition													
Battery	44.6	29.2	21.8	29.8	28.0	27.1	27.2	24.4	18.8	19.7	20.5	32.6	323.7
Gas Gathering System	0.0	0.0	0.0	0.0	0.0	0.0	0.0	0.0	0.0	0.0	0.0	0.0	0.0
Gas Plant	0.0	0.0	0.0	0.0	0.0	0.0	0.0	0.0	0.0	0.0	0.0	0.0	0.0
Injection Facility	0.0	0.0	0.0	0.0	0.0	0.0	0.0	0.0	0.0	0.0	0.0	0.0	0.0
Meter Station	46,068.9	40,490.0	42,597.9	40,359.9	37,124.6	32,953.5	31,372.5	39,660.3	35,901.9	32,891.4	34,549.0	43,946.6	457,916.5
Other	0.0	0.0	0.0	0.0	0.0	0.0	0.0	0.0	0.0	0.0	0.0	0.0	0.0
Alberta Commercial	0.0	0.0	0.0	0.0	0.0	0.0	0.0	0.0	0.0	0.0	0.0	0.0	0.0
Alberta Industrial	0.0	0.0	0.0	0.0	0.0	0.0	0.0	0.0	0.0	0.0	0.0	0.0	0.0
Alberta Residential	0.0	0.0	0.0	0.0	0.0	0.0	0.0	0.0	0.0	0.0	0.0	0.0	0.0
Alberta Elec.Generation	0.0	0.0	0.0	0.0	0.0	0.0	0.0	0.0	0.0	0.0	0.0	0.0	0.0
Shrinkage													
Acid Gas	0.0	0.0	0.0	0.0	0.0	0.0	0.0	0.0	0.0	0.0	0.0	0.0	0.0
Other products	1,365.4	1,226.2	1,259.7	1,092.1	1,165.9	977.1	1,080.5	1,188.2	1,111.9	1,093.2	1,276.5	1,593.6	14,430.3
Fuel	1,728.0	1,550.2	1,649.2	1,559.2	1,665.4	1,565.8	1,614.4	1,669.2	1,624.6	1,544.9	1,767.7	2,085.8	20,024.4
Flared	0.0	0.0	0.0	5.6	0.1	1.0	4.3	0.0	1.0	0.0	0.0	0.0	12.0
Vented	0.0	0.0	0.0	0.0	0.0	0.0	0.0	1.0	0.0	0.0	0.0	0.0	1.0
Diff and Other	-1,140.0	-1,055.2	-843.0	-702.5	-415.2	-273.2	79.5	-601.5	8.5	-328.9	-638.0	233.9	-5,675.6
Process and Frac													
Pentanes Plus	3,440.2	2,942.6	3,257.5	3,046.6	2,896.0	2,326.0	2,601.3	2,792.8	2,468.9	2,149.5	3,709.3	4,860.6	36,491.3
Propane	0.0	0.0	0.0	0.0	0.0	0.0	0.0	0.0	0.0	0.0	0.0	0.0	0.0
Butanes	0.0	0.0	0.0	0.0	0.0	0.0	0.0	0.0	0.0	0.0	0.0	0.0	0.0
Ethane	0.0	0.0	0.0	0.0	0.0	0.0	0.0	0.0	0.0	0.0	0.0	0.0	0.0
NGL	2,778.3	2,614.5	2,490.4	1,962.2	2,415.5	2,113.0	2,313.1	2,606.3	2,567.6	2,693.5	2,108.3	2,440.1	29,102.8
Sulphur	0.0	0.0	0.0	0.0	0.0	0.0	0.0	0.0	0.0	0.0	0.0	0.0	0.0
Sulphur Closing Inv	0.0	0.0	0.0	0.0	0.0	0.0	0.0	0.0	0.0	0.0	0.0	0.0	0.0

Unit of Measurement: Gas and Gas equivalent products: 1000m3, Liquids: m3, Sulphur: MTS

VPR6200
Facility ID ABGP0140979

Facility Name MODERN KAKWA 7-9-62-8W6 GAS PLANT

Facility Licence # 48862

Facility Operator A6M8 MODERN

Production Month	201701	201702	201703	201704	201705	201706	201707	201708	201709	201710	201711	201712	Totals
Receipts													
Receipts from Alberta Facilities	37,170.3	32,849.5	38,388.1	41,015.5	40,677.3	33,318.0	40,100.5	34,711.2	31,762.1	25,361.0	36,285.6	62,403.7	454,042.8
Receipts from Non-Alberta Facilities	0.0	0.0	0.0	0.0	0.0	0.0	0.0	0.0	0.0	0.0	0.0	0.0	0.0
Dispositions													
Disposition													
Battery	0.0	0.0	0.0	0.0	0.0	0.0	0.0	0.0	0.0	0.0	0.0	0.0	0.0
Gas Gathering System	0.0	0.0	0.0	0.0	0.0	0.0	0.0	0.0	0.0	0.0	0.0	0.0	0.0
Gas Plant	0.0	0.0	0.0	0.0	0.0	0.0	0.0	0.0	0.0	0.0	0.0	0.0	0.0
Injection Facility	0.0	0.0	0.0	0.0	0.0	0.0	0.0	0.0	0.0	0.0	0.0	0.0	0.0
Meter Station	36,474.7	32,223.3	37,660.8	40,314.8	39,810.6	32,500.4	39,329.3	33,933.1	31,054.2	24,747.1	35,472.9	61,058.8	444,580.0
Other	0.0	0.0	0.0	0.0	0.0	0.0	0.0	0.0	0.0	0.0	0.0	0.0	0.0
Alberta Commercial	0.0	0.0	0.0	0.0	0.0	0.0	0.0	0.0	0.0	0.0	0.0	0.0	0.0
Alberta Industrial	0.0	0.0	0.0	0.0	0.0	0.0	0.0	0.0	0.0	0.0	0.0	0.0	0.0
Alberta Residential	0.0	0.0	0.0	0.0	0.0	0.0	0.0	0.0	0.0	0.0	0.0	0.0	0.0
Alberta Elec.Generation	0.0	0.0	0.0	0.0	0.0	0.0	0.0	0.0	0.0	0.0	0.0	0.0	0.0
Shrinkage													
Acid Gas	0.0	0.0	0.0	0.0	0.0	0.0	0.0	0.0	0.0	0.0	0.0	0.0	0.0
Other products	85.6	91.3	105.9	85.0	84.6	173.1	196.5	146.6	109.7	76.0	215.5	359.8	1,729.6
Fuel	773.7	686.9	776.1	767.2	799.4	719.2	783.3	703.9	634.3	551.0	748.3	1,280.9	9,224.2
Flared	17.3	7.6	25.3	28.4	10.6	7.9	5.5	15.6	12.7	52.7	39.3	23.4	246.3
Vented	0.0	0.0	0.0	0.0	0.0	0.0	0.0	0.0	0.0	0.0	0.0	0.0	0.0
Diff and Other	-181.0	-159.6	-180.0	-179.9	-27.9	-82.6	-214.1	-88.0	-48.8	-65.8	-190.4	-319.2	-1,737.3
Process and Frac													
Pentanes Plus	414.3	441.7	512.5	411.2	409.2	837.4	951.0	709.2	530.7	367.6	1,042.5	1,740.8	8,368.1
Propane	0.0	0.0	0.0	0.0	0.0	0.0	0.0	0.0	0.0	0.0	0.0	0.0	0.0
Butanes	0.0	0.0	0.0	0.0	0.0	0.0	0.0	0.0	0.0	0.0	0.0	0.0	0.0
Ethane	0.0	0.0	0.0	0.0	0.0	0.0	0.0	0.0	0.0	0.0	0.0	0.0	0.0
NGL	0.0	0.0	0.0	0.0	0.0	0.0	0.0	0.0	0.0	0.0	0.0	0.0	0.0
Sulphur	0.0	0.0	0.0	0.0	0.0	0.0	0.0	0.0	0.0	0.0	0.0	0.0	0.0
Sulphur Closing Inv	0.0	0.0	0.0	0.0	0.0	0.0	0.0	0.0	0.0	0.0	0.0	0.0	0.0

Unit of Measurement: Gas and Gas equivalent products: 1000m3, Liquids: m3, Sulphur: MTS

VPR6200

Facility ID ABGP0142406

Facility Name Orlen Ferrier 04-13-039-09W5 GP

Facility Licence # 43942

Facility Operator A2DE OUC

Production Month	201701	201702	201703	201704	201705	201706	201707	201708	201709	201710	201711	201712	Totals
Receipts													
Receipts from Alberta Facilities	15,374.5	19,136.3	22,264.8	26,186.0	28,114.6	25,929.4	24,525.9	23,701.2	21,857.2	22,252.3	20,538.2	21,615.0	271,495.4
Receipts from Non-Alberta Facilities	0.0	0.0	0.0	0.0	0.0	0.0	0.0	0.0	0.0	0.0	0.0	0.0	0.0
Dispositions													
Disposition													
Battery	0.0	0.0	0.0	0.0	0.0	0.0	0.0	0.0	0.0	0.0	0.0	0.0	0.0
Gas Gathering System	0.0	0.0	0.0	0.0	0.0	0.0	0.0	0.0	0.0	0.0	0.0	0.0	0.0
Gas Plant	0.0	0.0	0.0	0.0	0.0	0.0	0.0	0.0	0.0	0.0	0.0	0.0	0.0
Injection Facility	0.0	0.0	0.0	0.0	0.0	0.0	0.0	0.0	0.0	0.0	0.0	0.0	0.0
Meter Station	13,204.4	16,991.4	19,706.5	23,143.2	24,714.0	22,837.1	21,934.7	21,365.4	19,862.5	19,694.6	18,009.5	19,303.7	240,767.0
Other	0.0	0.0	0.0	0.0	0.0	0.0	0.0	0.0	0.0	0.0	0.0	0.0	0.0
Alberta Commercial	0.0	0.0	0.0	0.0	0.0	0.0	0.0	0.0	0.0	0.0	0.0	0.0	0.0
Alberta Industrial	0.0	0.0	0.0	0.0	0.0	0.0	0.0	0.0	0.0	0.0	0.0	0.0	0.0
Alberta Residential	0.0	0.0	0.0	0.0	0.0	0.0	0.0	0.0	0.0	0.0	0.0	0.0	0.0
Alberta Elec.Generation	0.0	0.0	0.0	0.0	0.0	0.0	0.0	0.0	0.0	0.0	0.0	0.0	0.0
Shrinkage													
Acid Gas	0.0	0.0	0.0	0.0	0.0	0.0	0.0	0.0	0.0	0.0	0.0	0.0	0.0
Other products	879.1	808.1	792.8	1,129.0	1,561.3	1,414.5	1,327.7	1,384.8	1,095.2	1,077.7	929.2	1,036.2	13,435.6
Fuel	967.2	1,024.4	1,139.6	1,002.5	1,222.5	1,172.4	1,150.3	1,115.2	1,097.7	1,105.9	1,177.3	1,155.4	13,330.4
Flared	12.2	5.0	11.0	8.4	24.9	4.4	15.9	17.0	16.8	19.2	14.8	7.2	156.8
Vented	0.0	5.0	0.0	0.1	0.1	0.1	0.1	0.1	0.1	0.1	0.1	0.0	5.8
Diff and Other	311.6	302.4	614.9	902.8	591.8	500.9	97.2	-181.3	-215.1	354.8	407.3	112.5	3,799.8
Process and Frac													
Pentanes Plus	0.0	0.0	0.0	0.0	0.0	0.0	0.0	0.0	0.0	0.0	0.0	38.1	38.1
Propane	0.0	0.0	0.0	0.0	0.0	0.0	0.0	0.0	0.0	0.0	0.0	0.0	0.0
Butanes	0.0	0.0	0.0	0.0	0.0	0.0	0.0	0.0	0.0	0.0	0.0	0.0	0.0
Ethane	0.0	0.0	0.0	0.0	0.0	0.0	0.0	0.0	0.0	0.0	0.0	0.0	0.0
NGL	3,628.7	3,372.4	3,389.4	4,772.2	6,441.8	5,854.3	5,484.4	5,690.8	4,583.8	4,491.9	3,860.9	4,247.7	55,818.3
Sulphur	0.0	0.0	0.0	0.0	0.0	0.0	0.0	0.0	0.0	0.0	0.0	0.0	0.0
Sulphur Closing Inv	0.0	0.0	0.0	0.0	0.0	0.0	0.0	0.0	0.0	0.0	0.0	0.0	0.0

Unit of Measurement: Gas and Gas equivalent products: 1000m3, Liquids: m3, Sulphur: MTS

VPR6200

Facility ID ABGP0142505

Facility Name MUSREAU DEEP CUT

Facility Licence # 13910

Facility Operator A5A3 PEMBINA GASSER

Production Month	201701	201702	201703	201704	201705	201706	201707	201708	201709	201710	201711	201712	Totals
Receipts													
Receipts from Alberta Facilities	148,815.9	159,168.5	178,224.8	171,760.6	150,988.4	140,167.4	159,318.3	134,180.4	148,699.5	111,952.6	159,648.8	154,824.5	1,817,749.7
Receipts from Non-Alberta Facilities	0.0	0.0	0.0	0.0	0.0	0.0	0.0	0.0	0.0	0.0	0.0	0.0	0.0
Dispositions													
Disposition													
Battery	0.0	0.0	0.0	0.0	0.0	0.0	0.0	0.0	0.0	0.0	0.0	0.0	0.0
Gas Gathering System	0.0	0.0	0.0	0.0	0.0	0.0	0.0	0.0	0.0	0.0	0.0	0.0	0.0
Gas Plant	0.0	0.0	0.0	0.0	0.0	0.0	0.0	0.0	0.0	0.0	0.0	0.0	0.0
Injection Facility	0.0	0.0	0.0	0.0	0.0	0.0	0.0	0.0	0.0	0.0	0.0	0.0	0.0
Meter Station	137,631.0	144,901.9	162,153.4	156,225.2	138,258.4	129,326.7	146,240.9	124,407.1	137,229.3	103,127.2	147,082.7	143,898.7	1,670,482.5
Other	0.0	0.0	0.0	0.0	0.0	0.0	0.0	0.0	0.0	0.0	0.0	0.0	0.0
Alberta Commercial	0.0	0.0	0.0	0.0	0.0	0.0	0.0	0.0	0.0	0.0	0.0	0.0	0.0
Alberta Industrial	0.0	0.0	0.0	0.0	0.0	0.0	0.0	0.0	0.0	0.0	0.0	0.0	0.0
Alberta Residential	0.0	0.0	0.0	0.0	0.0	0.0	0.0	0.0	0.0	0.0	0.0	0.0	0.0
Alberta Elec.Generation	0.0	0.0	0.0	0.0	0.0	0.0	0.0	0.0	0.0	0.0	0.0	0.0	0.0
Shrinkage													
Acid Gas	0.0	0.0	0.0	0.0	0.0	0.0	0.0	0.0	0.0	0.0	0.0	0.0	0.0
Other products	12,768.4	15,222.7	16,565.7	15,948.1	13,708.8	11,759.2	14,039.1	10,613.4	12,414.5	9,444.1	14,039.2	12,838.1	159,361.3
Fuel	0.0	0.0	0.0	0.0	0.0	0.0	0.0	0.0	0.0	0.0	0.0	0.0	0.0
Flared	0.5	0.2	0.0	0.4	0.9	0.6	41.8	40.5	11.4	7.6	0.4	5.3	109.6
Vented	0.0	0.0	0.0	0.0	0.0	0.0	0.0	0.0	0.0	0.0	0.0	0.0	0.0
Diff and Other	-1,584.0	-956.3	-494.3	-413.1	-979.7	-919.1	-1,003.5	-880.6	-955.7	-626.3	-1,473.5	-1,917.6	-12,203.7
Process and Frac													
Pentanes Plus	0.0	0.0	0.0	0.0	0.0	0.0	0.0	0.0	0.0	0.0	0.0	0.0	0.0
Propane	0.0	0.0	0.0	0.0	0.0	0.0	0.0	0.0	0.0	0.0	0.0	0.0	0.0
Butanes	0.0	0.0	0.0	0.0	0.0	0.0	0.0	0.0	0.0	0.0	0.0	0.0	0.0
Ethane	0.0	0.0	0.0	0.0	0.0	0.0	0.0	0.0	0.0	0.0	0.0	0.0	0.0
NGL	46,375.4	54,948.4	59,963.2	57,657.0	49,596.8	42,638.0	50,900.4	38,631.3	45,042.8	34,353.0	50,863.7	46,625.1	577,595.1
Sulphur	0.0	0.0	0.0	0.0	0.0	0.0	0.0	0.0	0.0	0.0	0.0	0.0	0.0
Sulphur Closing Inv	0.0	0.0	0.0	0.0	0.0	0.0	0.0	0.0	0.0	0.0	0.0	0.0	0.0

Unit of Measurement: Gas and Gas equivalent products: 1000m3, Liquids: m3, Sulphur: MTS

VPR6200
Facility ID ABGP0143117

Facility Name Enercapita Viking 11-16-48-13W4

Facility Licence # 10592

Facility Operator A73W

Production Month	201701	201702	201703	201704	201705	201706	201707	201708	201709	201710	201711	201712	Totals	
Receipts														
Receipts from Alberta Facilities	56.4	2,038.5	2,136.6	1,903.3	1,547.4	1,539.2	1,512.5	1,506.5	1,498.8	1,313.4	1,199.5	1,267.5	17,519.6	
Receipts from Non-Alberta Facilities	0.0	0.0	0.0	0.0	0.0	0.0	0.0	0.0	0.0	0.0	0.0	0.0	0.0	
Dispositions														
Disposition	Battery	55.3	1,921.9	2,140.5	1,921.3	1,473.9	1,451.0	1,421.3	1,426.9	1,411.4	1,313.4	1,199.5	1,263.8	17,000.2
	Gas Gathering System	0.0	0.0	0.0	0.0	0.0	0.0	0.0	0.0	0.0	0.0	0.0	0.0	0.0
	Gas Plant	0.0	0.0	0.0	0.0	0.0	0.0	0.0	0.0	0.0	0.0	0.0	0.0	0.0
	Injection Facility	0.0	0.0	0.0	0.0	0.0	0.0	0.0	0.0	0.0	0.0	0.0	0.0	0.0
	Meter Station	0.0	0.0	0.0	0.0	0.0	0.0	0.0	0.0	0.0	0.0	0.0	0.0	0.0
	Other	0.0	0.0	0.0	0.0	0.0	0.0	0.0	0.0	0.0	0.0	0.0	0.0	0.0
	Alberta Commercial	0.0	0.0	0.0	0.0	0.0	0.0	0.0	0.0	0.0	0.0	0.0	0.0	0.0
	Alberta Industrial	0.0	0.0	0.0	0.0	0.0	0.0	0.0	0.0	0.0	0.0	0.0	0.0	0.0
	Alberta Residential	0.0	0.0	0.0	0.0	0.0	0.0	0.0	0.0	0.0	0.0	0.0	0.0	0.0
	Alberta Elec.Generation	0.0	0.0	0.0	0.0	0.0	0.0	0.0	0.0	0.0	0.0	0.0	0.0	0.0
Shrinkage	Acid Gas	0.0	0.0	0.0	0.0	0.0	0.0	0.0	0.0	0.0	0.0	0.0	0.0	0.0
	Other products	0.0	0.0	0.0	0.0	0.0	0.0	0.0	0.0	0.0	0.0	0.0	0.0	0.0
Fuel		1.1	45.3	43.3	38.5	33.6	33.0	31.9	32.0	32.5	0.0	0.0	0.0	291.2
Flared		0.0	0.0	0.0	0.0	0.0	0.0	0.0	0.0	0.0	0.0	0.0	0.0	0.0
Vented		0.0	0.0	0.0	0.0	0.0	0.0	0.0	0.0	0.0	0.0	0.0	0.0	0.0
Diff and Other		0.0	71.3	-47.2	-56.5	39.9	55.2	59.3	47.6	54.9	0.0	0.0	3.7	228.2
Process and Frac														
	Pentanes Plus	0.0	0.0	0.0	0.0	0.0	0.0	0.0	0.0	0.0	0.0	0.0	0.0	0.0
	Propane	0.0	0.0	0.0	0.0	0.0	0.0	0.0	0.0	0.0	0.0	0.0	0.0	0.0
	Butanes	0.0	0.0	0.0	0.0	0.0	0.0	0.0	0.0	0.0	0.0	0.0	0.0	0.0
	Ethane	0.0	0.0	0.0	0.0	0.0	0.0	0.0	0.0	0.0	0.0	0.0	0.0	0.0
	NGL	0.0	0.0	0.0	0.0	0.0	0.0	0.0	0.0	0.0	0.0	0.0	0.0	0.0
	Sulphur	0.0	0.0	0.0	0.0	0.0	0.0	0.0	0.0	0.0	0.0	0.0	0.0	0.0
	Sulphur Closing Inv	0.0	0.0	0.0	0.0	0.0	0.0	0.0	0.0	0.0	0.0	0.0	0.0	0.0

Unit of Measurement: Gas and Gas equivalent products: 1000m3, Liquids: m3, Sulphur: MTS

VPR6200

Facility ID ABGP0143189

Facility Name FSEEP 02-03 Gas Plant

Facility Licence # 12691

Facility Operator A74Y TIDEWATER

Production Month	201701	201702	201703	201704	201705	201706	201707	201708	201709	201710	201711	201712	Totals
Receipts													
Receipts from Alberta Facilities	12,987.6	15,379.7	17,389.2	20,682.7	21,124.5	18,064.5	22,791.4	18,338.9	19,048.5	19,393.6	19,135.8	20,525.3	224,861.7
Receipts from Non-Alberta Facilities	0.0	0.0	0.0	0.0	0.0	0.0	0.0	0.0	0.0	0.0	0.0	0.0	0.0
Dispositions													
Disposition													
Battery	0.0	0.0	0.0	0.0	0.0	0.0	0.0	0.0	0.0	0.0	0.0	0.0	0.0
Gas Gathering System	0.0	0.0	0.0	0.0	0.0	0.0	0.0	0.0	0.0	0.0	0.0	0.0	0.0
Gas Plant	0.0	0.0	0.0	0.0	0.0	0.0	0.0	0.0	0.0	0.0	0.0	0.0	0.0
Injection Facility	0.0	0.0	0.0	0.0	0.0	0.0	0.0	0.0	0.0	0.0	0.0	0.0	0.0
Meter Station	11,606.5	14,008.4	16,285.9	18,978.5	19,017.2	15,951.5	20,537.5	17,050.2	17,993.8	18,198.7	17,281.8	18,738.6	205,648.6
Other	0.0	0.0	0.0	0.0	0.0	0.0	0.0	0.0	0.0	0.0	0.0	0.0	0.0
Alberta Commercial	0.0	0.0	0.0	0.0	0.0	0.0	0.0	0.0	0.0	0.0	0.0	0.0	0.0
Alberta Industrial	0.0	0.0	0.0	0.0	0.0	0.0	0.0	0.0	0.0	0.0	0.0	0.0	0.0
Alberta Residential	0.0	0.0	0.0	0.0	0.0	0.0	0.0	0.0	0.0	0.0	0.0	0.0	0.0
Alberta Elec.Generation	0.0	0.0	0.0	0.0	0.0	0.0	0.0	0.0	0.0	0.0	0.0	0.0	0.0
Shrinkage													
Acid Gas	0.0	0.0	0.0	0.0	0.0	0.0	0.0	0.0	0.0	0.0	0.0	0.0	0.0
Other products	811.2	979.1	1,044.3	1,069.9	1,322.6	1,209.0	1,419.0	991.6	944.3	969.8	1,010.9	1,094.3	12,866.0
Fuel	33.7	31.7	30.8	25.3	28.0	23.6	27.1	26.8	26.4	31.5	32.4	29.3	346.6
Flared	6.4	5.7	6.3	6.1	6.3	5.5	6.3	6.3	6.1	6.3	6.1	6.4	73.8
Vented	0.0	0.0	0.0	0.0	0.0	0.0	0.0	0.0	0.0	0.0	0.0	0.0	0.0
Diff and Other	529.8	354.8	21.9	602.9	750.4	874.9	801.5	264.0	77.9	187.3	804.6	656.7	5,926.7
Process and Frac													
Pentanes Plus	0.0	0.0	0.0	0.0	0.0	0.0	0.0	0.0	0.0	0.0	0.0	0.0	0.0
Propane	0.0	0.0	0.0	0.0	0.0	0.0	0.0	0.0	0.0	0.0	0.0	0.0	0.0
Butanes	0.0	0.0	0.0	0.0	0.0	0.0	0.0	0.0	0.0	0.0	0.0	0.0	0.0
Ethane	0.0	0.0	0.0	0.0	0.0	0.0	0.0	0.0	0.0	0.0	0.0	0.0	0.0
NGL	3,015.1	3,649.0	3,863.4	4,013.2	4,929.7	4,500.2	5,273.6	3,683.5	3,503.6	3,587.5	3,722.6	4,038.4	47,779.8
Sulphur	0.0	0.0	0.0	0.0	0.0	0.0	0.0	0.0	0.0	0.0	0.0	0.0	0.0
Sulphur Closing Inv	0.0	0.0	0.0	0.0	0.0	0.0	0.0	0.0	0.0	0.0	0.0	0.0	0.0

Unit of Measurement: Gas and Gas equivalent products: 1000m3, Liquids: m3, Sulphur: MTS

VPR6200

Facility ID ABGP0145129

Facility Name DUVERNAY KAYBOB COMPLEX

Facility Licence # 49054

Facility Operator A5A3 PEMBINA GASSER

Production Month	201701	201702	201703	201704	201705	201706	201707	201708	201709	201710	201711	201712	Totals
SHUTIN													
Receipts													
Receipts from Alberta Facilities	0.0	0.0	0.0	0.0	0.0	0.0	0.0	0.0	0.0	7,293.7	36,226.1	47,784.3	91,304.1
Receipts from Non-Alberta Facilities	0.0	0.0	0.0	0.0	0.0	0.0	0.0	0.0	0.0	0.0	0.0	0.0	0.0
Dispositions													
Disposition	Battery	0.0	0.0	0.0	0.0	0.0	0.0	0.0	0.0	0.0	0.0	0.0	0.0
	Gas Gathering System	0.0	0.0	0.0	0.0	0.0	0.0	0.0	0.0	0.0	321.7	803.5	761.4
	Gas Plant	0.0	0.0	0.0	0.0	0.0	0.0	0.0	0.0	0.0	0.0	0.0	0.0
	Injection Facility	0.0	0.0	0.0	0.0	0.0	0.0	0.0	0.0	0.0	0.0	0.0	0.0
	Meter Station	0.0	0.0	0.0	0.0	0.0	0.0	0.0	0.0	6,773.5	33,450.6	42,518.3	82,742.4
	Other	0.0	0.0	0.0	0.0	0.0	0.0	0.0	0.0	0.0	0.0	0.0	0.0
	Alberta Commercial	0.0	0.0	0.0	0.0	0.0	0.0	0.0	0.0	0.0	0.0	0.0	0.0
	Alberta Industrial	0.0	0.0	0.0	0.0	0.0	0.0	0.0	0.0	0.0	0.0	0.0	0.0
	Alberta Residential	0.0	0.0	0.0	0.0	0.0	0.0	0.0	0.0	0.0	0.0	0.0	0.0
	Alberta Elec.Generation	0.0	0.0	0.0	0.0	0.0	0.0	0.0	0.0	0.0	0.0	0.0	0.0
Shrinkage	Acid Gas	0.0	0.0	0.0	0.0	0.0	0.0	0.0	0.0	0.0	0.0	0.0	0.0
	Other products	0.0	0.0	0.0	0.0	0.0	0.0	0.0	0.0	742.3	3,802.2	5,042.1	9,586.6
Fuel		0.0	0.0	0.0	0.0	0.0	0.0	0.0	0.0	77.3	206.9	271.4	555.6
Flared		0.0	0.0	0.0	0.0	0.0	0.0	0.0	0.0	67.0	276.3	246.7	590.0
Vented		0.0	0.0	0.0	0.0	0.0	0.0	0.0	0.0	0.0	0.0	0.0	0.0
Diff and Other		0.0	0.0	0.0	0.0	0.0	0.0	0.0	0.0	-688.1	-2,313.4	-1,055.6	-4,057.1
Process and Frac													
Pentanes Plus		0.0	0.0	0.0	0.0	0.0	0.0	0.0	0.0	0.0	0.0	0.0	0.0
Propane		0.0	0.0	0.0	0.0	0.0	0.0	0.0	0.0	0.0	0.0	0.0	0.0
Butanes		0.0	0.0	0.0	0.0	0.0	0.0	0.0	0.0	0.0	0.0	0.0	0.0
Ethane		0.0	0.0	0.0	0.0	0.0	0.0	0.0	0.0	0.0	0.0	0.0	0.0
NGL		0.0	0.0	0.0	0.0	0.0	0.0	0.0	0.0	2,989.5	15,313.8	20,372.1	38,675.4
Sulphur		0.0	0.0	0.0	0.0	0.0	0.0	0.0	0.0	0.0	0.0	0.0	0.0
Sulphur Closing Inv		0.0	0.0	0.0	0.0	0.0	0.0	0.0	0.0	0.0	0.0	0.0	0.0

Unit of Measurement: Gas and Gas equivalent products: 1000m3, Liquids: m3, Sulphur: MTS

VPR6200

Facility ID ABGP0145222

Facility Name MODERN CUTPICK 1-24-60-8W6 GAS PLANT

Facility Licence # 26597

Facility Operator A6M8 MODERN

Production Month	201701	201702	201703	201704	201705	201706	201707	201708	201709	201710	201711	201712	Totals
Receipts													
Receipts from Alberta Facilities	0.0	0.0	0.0	0.0	0.0	0.0	860.9	1,367.5	2,504.0	432.1	795.5	2,442.0	8,402.0
Receipts from Non-Alberta Facilities	0.0	0.0	0.0	0.0	0.0	0.0	0.0	0.0	0.0	0.0	0.0	0.0	0.0
Dispositions													
Disposition													
Battery	0.0	0.0	0.0	0.0	0.0	0.0	0.0	0.0	0.0	0.0	0.0	0.0	0.0
Gas Gathering System	0.0	0.0	0.0	0.0	0.0	0.0	0.0	0.0	0.0	0.0	0.0	0.0	0.0
Gas Plant	0.0	0.0	0.0	0.0	0.0	0.0	0.0	0.0	0.0	0.0	0.0	0.0	0.0
Injection Facility	0.0	0.0	0.0	0.0	0.0	0.0	0.0	0.0	0.0	0.0	0.0	0.0	0.0
Meter Station	0.0	0.0	0.0	0.0	0.0	0.0	860.4	1,364.5	2,495.2	430.6	739.4	2,242.9	8,133.0
Other	0.0	0.0	0.0	0.0	0.0	0.0	0.0	0.0	0.0	0.0	0.0	0.0	0.0
Alberta Commercial	0.0	0.0	0.0	0.0	0.0	0.0	0.0	0.0	0.0	0.0	0.0	0.0	0.0
Alberta Industrial	0.0	0.0	0.0	0.0	0.0	0.0	0.0	0.0	0.0	0.0	0.0	0.0	0.0
Alberta Residential	0.0	0.0	0.0	0.0	0.0	0.0	0.0	0.0	0.0	0.0	0.0	0.0	0.0
Alberta Elec.Generation	0.0	0.0	0.0	0.0	0.0	0.0	0.0	0.0	0.0	0.0	0.0	0.0	0.0
Shrinkage													
Acid Gas	0.0	0.0	0.0	0.0	0.0	0.0	0.0	0.0	0.0	0.0	0.0	0.0	0.0
Other products	0.0	0.0	0.0	0.0	0.0	0.0	3.5	5.8	3.7	4.5	1.7	4.1	23.3
Fuel	0.0	0.0	0.0	0.0	0.0	0.0	0.0	0.0	0.0	0.0	54.3	0.0	54.3
Flared	0.0	0.0	0.0	0.0	0.0	0.0	0.0	0.0	0.0	0.0	0.0	0.0	0.0
Vented	0.0	0.0	0.0	0.0	0.0	0.0	0.0	0.0	0.0	0.0	0.0	0.0	0.0
Diff and Other	0.0	0.0	0.0	0.0	0.0	0.0	-3.0	-2.8	5.1	-3.0	0.1	195.0	191.4
Process and Frac													
Pentanes Plus	0.0	0.0	0.0	0.0	0.0	0.0	17.1	28.3	18.0	21.6	8.4	20.0	113.4
Propane	0.0	0.0	0.0	0.0	0.0	0.0	0.0	0.0	0.0	0.0	0.0	0.0	0.0
Butanes	0.0	0.0	0.0	0.0	0.0	0.0	0.0	0.0	0.0	0.0	0.0	0.0	0.0
Ethane	0.0	0.0	0.0	0.0	0.0	0.0	0.0	0.0	0.0	0.0	0.0	0.0	0.0
NGL	0.0	0.0	0.0	0.0	0.0	0.0	0.0	0.0	0.0	0.0	0.0	0.0	0.0
Sulphur	0.0	0.0	0.0	0.0	0.0	0.0	0.0	0.0	0.0	0.0	0.0	0.0	0.0
Sulphur Closing Inv	0.0	0.0	0.0	0.0	0.0	0.0	0.0	0.0	0.0	0.0	0.0	0.0	0.0

Unit of Measurement: Gas and Gas equivalent products: 1000m3, Liquids: m3, Sulphur: MTS

VPR6200

Facility ID ABGP0146250

Facility Name Lake Newell Gas Plant 4-22-17-14W4

Facility Licence # 23245

Facility Operator A7NW TXNE

Production Month	201701	201702	201703	201704	201705	201706	201707	201708	201709	201710	201711	201712	Totals
Receipts													
Receipts from Alberta Facilities	0.0	0.0	0.0	0.0	0.0	0.0	0.0	0.0	0.0	4,622.1	4,503.0	4,446.9	13,572.0
Receipts from Non-Alberta Facilities	0.0	0.0	0.0	0.0	0.0	0.0	0.0	0.0	0.0	0.0	0.0	0.0	0.0
Dispositions													
Disposition													
Battery	0.0	0.0	0.0	0.0	0.0	0.0	0.0	0.0	0.0	0.0	0.0	0.0	0.0
Gas Gathering System	0.0	0.0	0.0	0.0	0.0	0.0	0.0	0.0	0.0	0.0	0.0	0.0	0.0
Gas Plant	0.0	0.0	0.0	0.0	0.0	0.0	0.0	0.0	0.0	0.0	0.0	0.0	0.0
Injection Facility	0.0	0.0	0.0	0.0	0.0	0.0	0.0	0.0	0.0	0.0	0.0	0.0	0.0
Meter Station	0.0	0.0	0.0	0.0	0.0	0.0	0.0	0.0	0.0	4,430.1	4,304.3	4,177.8	12,912.2
Other	0.0	0.0	0.0	0.0	0.0	0.0	0.0	0.0	0.0	0.0	0.0	0.0	0.0
Alberta Commercial	0.0	0.0	0.0	0.0	0.0	0.0	0.0	0.0	0.0	0.0	0.0	0.0	0.0
Alberta Industrial	0.0	0.0	0.0	0.0	0.0	0.0	0.0	0.0	0.0	0.0	0.0	0.0	0.0
Alberta Residential	0.0	0.0	0.0	0.0	0.0	0.0	0.0	0.0	0.0	0.0	0.0	0.0	0.0
Alberta Elec.Generation	0.0	0.0	0.0	0.0	0.0	0.0	0.0	0.0	0.0	0.0	0.0	0.0	0.0
Shrinkage													
Acid Gas	0.0	0.0	0.0	0.0	0.0	0.0	0.0	0.0	0.0	0.0	0.0	0.0	0.0
Other products	0.0	0.0	0.0	0.0	0.0	0.0	0.0	0.0	0.0	0.0	2.7	2.9	5.6
Fuel	0.0	0.0	0.0	0.0	0.0	0.0	0.0	0.0	0.0	271.6	269.6	279.2	820.4
Flared	0.0	0.0	0.0	0.0	0.0	0.0	0.0	0.0	0.0	0.0	0.0	0.0	0.0
Vented	0.0	0.0	0.0	0.0	0.0	0.0	0.0	0.0	0.0	0.5	0.0	0.5	1.0
Diff and Other	0.0	0.0	0.0	0.0	0.0	0.0	0.0	0.0	0.0	-80.1	-73.6	-13.5	-167.2
Process and Frac													
Pentanes Plus	0.0	0.0	0.0	0.0	0.0	0.0	0.0	0.0	0.0	0.0	0.0	0.0	0.0
Propane	0.0	0.0	0.0	0.0	0.0	0.0	0.0	0.0	0.0	0.0	0.0	0.0	0.0
Butanes	0.0	0.0	0.0	0.0	0.0	0.0	0.0	0.0	0.0	0.0	0.0	0.0	0.0
Ethane	0.0	0.0	0.0	0.0	0.0	0.0	0.0	0.0	0.0	0.0	0.0	0.0	0.0
NGL	0.0	0.0	0.0	0.0	0.0	0.0	0.0	0.0	0.0	0.0	12.1	12.6	24.7
Sulphur	0.0	0.0	0.0	0.0	0.0	0.0	0.0	0.0	0.0	0.0	0.0	0.0	0.0
Sulphur Closing Inv	0.0	0.0	0.0	0.0	0.0	0.0	0.0	0.0	0.0	0.0	0.0	0.0	0.0

Unit of Measurement: Gas and Gas equivalent products: 1000m3, Liquids: m3, Sulphur: MTS

VPR6200
Facility ID ABGP0001013

Facility Name KEYERA GILBY PLANT 15-22-040-03W5

Facility Licence # 8214

Facility Operator AOC0 KEYERA

Production Month	201701	201702	201703	201704	201705	201706	201707	201708	201709	201710	201711	201712	Totals
Receipts													
Receipts from Alberta Facilities	22,654.2	20,438.4	23,654.9	21,778.6	15,695.8	24,974.6	25,409.1	25,180.0	23,969.0	24,298.6	23,173.7	22,784.8	274,011.7
Receipts from Non-Alberta Facilities	0.0	0.0	0.0	0.0	0.0	0.0	0.0	0.0	0.0	0.0	0.0	0.0	0.0
Dispositions													
Disposition													
Battery	0.0	0.0	0.0	0.0	0.0	0.0	0.0	0.0	0.0	0.0	0.0	0.0	0.0
Gas Gathering System	357.0	323.4	363.2	336.9	223.6	359.8	363.9	372.9	346.4	354.8	335.9	347.8	4,085.6
Gas Plant	0.0	0.0	0.0	0.0	0.0	0.0	0.0	0.0	0.0	0.0	0.0	0.0	0.0
Injection Facility	0.0	0.0	0.0	0.0	0.0	0.0	0.0	0.0	0.0	0.0	0.0	0.0	0.0
Meter Station	18,685.7	16,856.1	19,631.2	18,035.4	13,251.9	20,827.0	21,101.9	20,822.4	19,949.4	20,153.3	19,384.9	18,865.6	227,564.8
Other	0.0	0.0	0.0	0.0	0.0	0.0	0.0	0.0	0.0	0.0	0.0	0.0	0.0
Alberta Commercial	0.0	0.0	0.0	0.0	0.0	0.0	0.0	0.0	0.0	0.0	0.0	0.0	0.0
Alberta Industrial	0.0	0.0	0.0	0.0	0.0	0.0	0.0	0.0	0.0	0.0	0.0	0.0	0.0
Alberta Residential	0.0	0.0	0.0	0.0	0.0	0.0	0.0	0.0	0.0	0.0	0.0	0.0	0.0
Alberta Elec.Generation	0.0	0.0	0.0	0.0	0.0	0.0	0.0	0.0	0.0	0.0	0.0	0.0	0.0
Shrinkage													
Acid Gas	667.6	606.5	673.0	596.0	334.9	655.9	681.1	701.1	696.2	704.2	659.1	674.8	7,650.4
Other products	1,550.5	1,378.4	1,552.0	1,423.8	940.5	1,608.6	1,611.9	1,623.0	1,590.6	1,622.7	1,479.9	1,967.0	18,348.9
Fuel	1,277.8	1,134.0	1,244.0	1,127.5	665.1	1,077.3	1,114.4	1,140.1	1,152.5	1,310.0	1,237.5	1,299.7	13,779.9
Flared	116.9	108.4	89.3	122.9	168.1	97.6	147.9	143.7	88.3	56.4	57.6	61.7	1,258.8
Vented	0.0	0.0	0.0	0.0	0.0	0.0	0.0	0.0	0.0	0.0	0.0	0.0	0.0
Diff and Other	-1.3	31.6	102.2	136.1	111.7	348.4	388.0	376.8	145.6	97.2	18.8	-431.8	1,323.3
Process and Frac													
Pentanes Plus	1,097.4	971.0	1,142.6	979.7	698.6	1,243.0	1,243.5	1,282.8	1,175.0	1,172.9	1,058.1	1,980.2	14,044.8
Propane	3,207.0	2,846.2	3,134.7	2,916.3	1,871.8	3,127.9	3,129.8	3,207.2	3,237.0	3,317.0	3,054.3	4,138.2	37,187.4
Butanes	1,791.5	1,624.7	1,837.7	1,745.6	1,187.8	2,047.5	2,071.9	1,994.7	1,929.9	1,958.4	1,771.9	1,790.5	21,752.1
Ethane	0.0	0.0	0.0	45.4	15.8	49.3	38.4	39.1	29.3	42.9	31.8	21.5	313.5
NGL	57.0	38.4	59.0	0.0	0.0	0.0	0.0	0.0	0.0	0.0	0.0	0.0	154.4
Sulphur	0.0	0.0	0.0	0.0	0.0	0.0	0.0	0.0	0.0	0.0	0.0	0.0	0.0
Sulphur Closing Inv	0.0	0.0	0.0	0.0	0.0	0.0	0.0	0.0	0.0	0.0	0.0	0.0	0.0

Unit of Measurement: Gas and Gas equivalent products: 1000m3, Liquids: m3, Sulphur: MTS

VPR6200

Facility ID ABGP0001048

Facility Name ALTANA BLACK BUTTE

Facility Licence # 21810

Facility Operator A1GR PINE CLIFF

Production Month	201701	201702	201703	201704	201705	201706	201707	201708	201709	201710	201711	201712	Totals
Receipts													
Receipts from Alberta Facilities	2,132.1	1,940.2	2,091.4	2,063.8	2,114.8	2,003.3	2,280.1	2,430.6	2,323.3	2,335.3	2,262.9	2,422.8	26,400.6
Receipts from Non-Alberta Facilities	0.0	0.0	0.0	0.0	0.0	0.0	0.0	0.0	0.0	0.0	0.0	0.0	0.0
Dispositions													
Disposition													
Battery	0.0	0.0	0.0	0.0	0.0	0.0	0.0	0.0	0.0	0.0	0.0	0.0	0.0
Gas Gathering System	0.0	0.0	0.0	0.0	0.0	0.0	0.0	0.0	0.0	0.0	0.0	0.0	0.0
Gas Plant	0.0	0.0	0.0	0.0	0.0	0.0	0.0	0.0	0.0	0.0	0.0	0.0	0.0
Injection Facility	0.0	0.0	0.0	0.0	0.0	0.0	0.0	0.0	0.0	0.0	0.0	0.0	0.0
Meter Station	1,852.6	1,704.0	1,842.1	1,823.7	1,894.6	1,795.1	2,048.2	2,183.4	2,086.1	2,088.2	2,021.5	2,174.7	23,514.2
Other	0.0	0.0	0.0	0.0	0.0	0.0	0.0	0.0	0.0	0.0	0.0	0.0	0.0
Alberta Commercial	0.0	0.0	0.0	0.0	0.0	0.0	0.0	0.0	0.0	0.0	0.0	0.0	0.0
Alberta Industrial	0.0	0.0	0.0	0.0	0.0	0.0	0.0	0.0	0.0	0.0	0.0	0.0	0.0
Alberta Residential	0.0	0.0	0.0	0.0	0.0	0.0	0.0	0.0	0.0	0.0	0.0	0.0	0.0
Alberta Elec.Generation	0.0	0.0	0.0	0.0	0.0	0.0	0.0	0.0	0.0	0.0	0.0	0.0	0.0
Shrinkage													
Acid Gas	46.0	40.8	43.0	40.6	33.7	33.4	38.0	38.3	35.3	34.8	34.3	36.9	455.1
Other products	0.0	7.4	0.0	7.3	0.0	0.0	0.0	0.0	0.0	0.0	0.0	0.0	14.7
Fuel	214.2	184.2	199.0	189.6	184.3	174.5	198.3	211.8	209.0	210.0	203.2	213.8	2,391.9
Flared	0.0	0.0	0.0	0.0	0.0	0.0	0.0	0.0	0.0	0.0	0.0	0.0	0.0
Vented	0.0	0.0	0.0	0.0	0.0	0.0	0.0	0.0	0.0	0.0	0.0	0.0	0.0
Diff and Other	19.3	3.8	7.3	2.6	2.2	0.3	-4.4	-2.9	-7.1	2.3	3.9	-2.6	24.7
Process and Frac													
Pentanes Plus	0.0	35.8	0.0	35.5	0.0	0.0	0.0	0.0	0.0	0.0	0.0	0.0	71.3
Propane	0.0	0.0	0.0	0.0	0.0	0.0	0.0	0.0	0.0	0.0	0.0	0.0	0.0
Butanes	0.0	0.0	0.0	0.0	0.0	0.0	0.0	0.0	0.0	0.0	0.0	0.0	0.0
Ethane	0.0	0.0	0.0	0.0	0.0	0.0	0.0	0.0	0.0	0.0	0.0	0.0	0.0
NGL	0.0	0.0	0.0	0.0	0.0	0.0	0.0	0.0	0.0	0.0	0.0	0.0	0.0
Sulphur	0.0	0.0	0.0	0.0	0.0	0.0	0.0	0.0	0.0	0.0	0.0	0.0	0.0
Sulphur Closing Inv	0.0	0.0	0.0	0.0	0.0	0.0	0.0	0.0	0.0	0.0	0.0	0.0	0.0

Unit of Measurement: Gas and Gas equivalent products: 1000m3, Liquids: m3, Sulphur: MTS

VPR6200

Facility ID ABGP0001096

Facility Name PETRO-CAN WILSON CREEK

Facility Licence # 23642

Facility Operator A5TT TAC

Production Month	201701	201702	201703	201704	201705	201706	201707	201708	201709	201710	201711	201712	Totals
Receipts													
Receipts from Alberta Facilities	12,137.6	11,438.4	13,509.3	12,374.0	12,318.2	12,492.5	13,546.6	12,885.3	11,275.0	13,369.2	12,181.6	12,719.7	150,247.4
Receipts from Non-Alberta Facilities	0.0	0.0	0.0	0.0	0.0	0.0	0.0	0.0	0.0	0.0	0.0	0.0	0.0
Dispositions													
Disposition													
Battery	203.0	161.8	213.8	194.1	201.2	210.0	219.6	210.1	188.4	242.6	201.9	204.6	2,451.1
Gas Gathering System	202.2	182.8	205.6	189.8	191.5	171.5	192.8	171.5	150.8	182.3	174.1	189.5	2,204.4
Gas Plant	0.0	0.0	0.0	0.0	0.0	0.0	0.0	0.0	0.0	0.0	0.0	0.0	0.0
Injection Facility	0.0	0.0	0.0	0.0	0.0	0.0	0.0	0.0	0.0	0.0	0.0	0.0	0.0
Meter Station	11,031.8	10,417.3	12,403.7	11,429.3	11,268.3	11,512.2	12,505.8	11,849.2	10,328.8	12,217.8	11,297.9	11,709.7	137,971.8
Other	0.0	0.0	0.0	0.0	0.0	0.0	0.0	0.0	0.0	0.0	0.0	0.0	0.0
Alberta Commercial	0.0	0.0	0.0	0.0	0.0	0.0	0.0	0.0	0.0	0.0	0.0	0.0	0.0
Alberta Industrial	0.0	0.0	0.0	0.0	0.0	0.0	0.0	0.0	0.0	0.0	0.0	0.0	0.0
Alberta Residential	0.0	0.0	0.0	0.0	0.0	0.0	0.0	0.0	0.0	0.0	0.0	0.0	0.0
Alberta Elec.Generation	0.0	0.0	0.0	0.0	0.0	0.0	0.0	0.0	0.0	0.0	0.0	0.0	0.0
Shrinkage													
Acid Gas	0.0	0.0	0.0	0.0	0.0	0.0	0.0	0.0	0.0	0.0	0.0	0.0	0.0
Other products	531.8	499.7	577.5	536.8	540.2	582.6	577.1	540.1	479.5	593.5	512.7	491.8	6,463.3
Fuel	85.0	76.7	72.8	77.5	65.5	56.6	51.3	51.3	75.8	78.6	88.2	99.1	878.4
Flared	0.1	1.7	11.2	1.5	0.7	0.8	1.0	9.9	7.6	0.2	0.5	0.1	35.3
Vented	0.0	0.0	0.0	0.0	0.0	0.0	0.0	0.0	0.0	0.0	0.0	0.0	0.0
Diff and Other	83.7	98.4	24.7	-55.0	50.8	-41.2	-1.0	53.2	44.1	54.2	-93.7	24.9	243.1
Process and Frac													
Pentanes Plus	437.3	456.8	504.4	467.9	386.0	436.8	418.7	342.3	290.9	342.7	326.6	345.1	4,755.5
Propane	0.0	0.0	0.0	0.0	0.0	0.0	0.0	0.0	0.0	0.0	0.0	0.0	0.0
Butanes	0.0	0.0	0.0	0.0	0.0	0.0	0.0	0.0	0.0	0.0	0.0	0.0	0.0
Ethane	0.0	0.0	0.0	0.0	0.0	0.0	0.0	0.0	0.0	0.0	0.0	0.0	0.0
NGL	1,765.4	1,621.1	1,890.0	1,762.8	1,848.3	1,976.2	1,980.6	1,894.9	1,694.1	2,114.8	1,800.9	1,701.1	22,050.2
Sulphur	0.0	0.0	0.0	0.0	0.0	0.0	0.0	0.0	0.0	0.0	0.0	0.0	0.0
Sulphur Closing Inv	0.0	0.0	0.0	0.0	0.0	0.0	0.0	0.0	0.0	0.0	0.0	0.0	0.0

Unit of Measurement: Gas and Gas equivalent products: 1000m3, Liquids: m3, Sulphur: MTS

VPR6200

Facility ID ABGP0001123

Facility Name CHEVRON MITSUE

Facility Licence # 15123

Facility Operator A6A7 CARDINAL

Production Month	201701	201702	201703	201704	201705	201706	201707	201708	201709	201710	201711	201712	Totals
Receipts													
Receipts from Alberta Facilities	3,761.8	3,737.9	4,724.6	5,290.2	4,441.1	4,398.3	4,451.1	4,740.3	2,705.4	4,302.2	3,957.8	3,984.0	50,494.7
Receipts from Non-Alberta Facilities	0.0	0.0	0.0	0.0	0.0	0.0	0.0	0.0	0.0	0.0	0.0	0.0	0.0
Dispositions													
Disposition													
Battery	35.1	32.0	34.5	28.0	23.4	20.5	20.3	20.4	21.2	35.2	50.8	61.0	382.4
Gas Gathering System	138.9	125.4	138.9	134.4	0.0	134.4	138.9	138.9	134.4	138.9	134.4	138.9	1,496.4
Gas Plant	0.0	0.0	0.0	0.0	0.0	0.0	0.0	0.0	0.0	0.0	0.0	0.0	0.0
Injection Facility	343.3	362.0	281.3	427.4	400.8	406.5	417.3	344.4	282.1	406.3	322.0	442.3	4,435.7
Meter Station	2,351.0	2,278.5	3,222.1	3,676.7	3,042.0	2,945.4	2,849.8	3,219.9	1,719.6	2,744.8	2,554.0	2,441.9	33,045.7
Other	0.0	0.0	0.0	0.0	0.0	0.0	0.0	0.0	0.0	0.0	0.0	0.0	0.0
Alberta Commercial	0.0	0.0	0.0	0.0	0.0	0.0	0.0	0.0	0.0	0.0	0.0	0.0	0.0
Alberta Industrial	0.0	0.0	0.0	0.0	0.0	0.0	0.0	0.0	0.0	0.0	0.0	0.0	0.0
Alberta Residential	0.0	0.0	0.0	0.0	0.0	0.0	0.0	0.0	0.0	0.0	0.0	0.0	0.0
Alberta Elec.Generation	0.0	0.0	0.0	0.0	0.0	0.0	0.0	0.0	0.0	0.0	0.0	0.0	0.0
Shrinkage													
Acid Gas	0.0	0.0	0.0	0.0	0.0	0.0	0.0	37.5	0.0	0.0	0.0	0.0	37.5
Other products	318.2	322.4	457.7	543.0	581.8	443.0	404.6	427.0	250.8	410.2	430.7	396.9	4,986.3
Fuel	534.7	342.0	371.3	405.4	337.0	296.5	287.6	256.0	117.4	303.5	308.6	355.0	3,915.0
Flared	0.2	0.0	0.0	5.1	0.0	0.5	6.3	1.0	6.1	0.2	35.3	0.6	55.3
Vented	0.0	0.0	0.0	0.0	0.0	0.0	0.0	0.0	0.0	0.0	0.0	0.0	0.0
Diff and Other	40.4	275.6	218.8	70.2	56.1	151.5	326.3	295.2	173.8	263.1	122.0	147.4	2,140.4
Process and Frac													
Pentanes Plus	0.0	0.0	0.0	0.0	0.0	0.0	0.0	0.0	0.0	0.0	0.0	0.0	0.0
Propane	0.0	0.0	0.0	0.0	0.0	0.0	0.0	0.0	0.0	0.0	0.0	0.0	0.0
Butanes	0.0	0.0	0.0	0.0	0.0	0.0	0.0	0.0	0.0	0.0	0.0	0.0	0.0
Ethane	0.0	0.0	0.0	0.0	0.0	0.0	0.0	0.0	0.0	0.0	0.0	0.0	0.0
NGL	1,262.2	1,276.3	1,809.7	2,173.6	2,355.8	1,782.6	1,613.8	1,700.3	998.0	1,621.3	1,665.9	1,575.6	19,835.1
Sulphur	0.0	0.0	0.0	0.0	0.0	0.0	0.0	0.0	0.0	0.0	0.0	0.0	0.0
Sulphur Closing Inv	0.0	0.0	0.0	0.0	0.0	0.0	0.0	0.0	0.0	0.0	0.0	0.0	0.0

Unit of Measurement: Gas and Gas equivalent products: 1000m3, Liquids: m3, Sulphur: MTS

VPR6200

Facility ID ABGP0001130

Facility Name PETRO-CAN GILBY

Facility Licence # 8219

Facility Operator A68P

Production Month	201701	201702	201703	201704	201705	201706	201707	201708	201709	201710	201711	201712	Totals
Receipts													
Receipts from Alberta Facilities	13,016.0	11,673.5	13,297.6	12,835.9	13,100.9	12,435.9	12,218.8	12,345.6	7,296.8	12,292.4	11,588.6	11,633.5	143,735.5
Receipts from Non-Alberta Facilities	0.0	0.0	0.0	0.0	0.0	0.0	0.0	0.0	0.0	0.0	0.0	0.0	0.0
Dispositions													
Disposition													
Battery	0.0	0.0	0.0	0.0	0.0	0.0	0.0	0.0	0.0	0.0	0.0	0.0	0.0
Gas Gathering System	367.2	298.3	337.7	322.4	353.0	346.6	348.8	358.6	196.3	344.7	273.7	273.4	3,820.7
Gas Plant	0.0	0.0	0.0	0.0	0.0	0.0	0.0	0.0	0.0	0.0	0.0	0.0	0.0
Injection Facility	0.0	0.0	0.0	0.0	0.0	0.0	0.0	0.0	0.0	0.0	0.0	0.0	0.0
Meter Station	11,498.3	10,270.6	11,777.7	11,296.7	11,604.0	11,041.1	10,813.4	10,855.7	6,388.6	10,713.8	10,348.5	10,251.7	126,860.1
Other	0.0	0.0	0.0	0.0	0.0	0.0	0.0	0.0	0.0	0.0	0.0	0.0	0.0
Alberta Commercial	0.0	0.0	0.0	0.0	0.0	0.0	0.0	0.0	0.0	0.0	0.0	0.0	0.0
Alberta Industrial	0.0	0.0	0.0	0.0	0.0	0.0	0.0	0.0	0.0	0.0	0.0	0.0	0.0
Alberta Residential	0.0	0.0	0.0	0.0	0.0	0.0	0.0	0.0	0.0	0.0	0.0	0.0	0.0
Alberta Elec.Generation	0.0	0.0	0.0	0.0	0.0	0.0	0.0	0.0	0.0	0.0	0.0	0.0	0.0
Shrinkage													
Acid Gas	424.3	377.7	427.4	423.2	447.0	415.3	408.3	420.9	250.7	384.3	362.5	352.4	4,694.0
Other products	603.0	552.1	609.2	585.4	593.6	570.9	567.5	591.8	335.6	603.0	545.3	555.1	6,712.5
Fuel	343.7	279.6	329.1	329.1	329.1	279.1	272.7	270.9	154.5	283.7	290.4	304.9	3,466.8
Flared	0.0	2.9	0.0	0.3	0.1	3.2	0.5	0.0	0.0	0.0	0.0	0.0	7.0
Vented	0.0	0.0	0.0	0.0	0.0	0.0	0.0	0.0	0.0	0.0	0.0	0.0	0.0
Diff and Other	-220.5	-107.7	-183.5	-121.2	-225.9	-220.3	-192.4	-152.3	-28.9	-37.1	-231.8	-104.0	-1,825.6
Process and Frac													
Pentanes Plus	707.9	727.4	703.3	695.0	626.6	552.0	526.8	532.7	323.8	583.1	602.0	627.1	7,207.7
Propane	0.0	0.0	0.0	0.0	0.0	0.0	0.0	0.0	0.0	0.0	0.0	0.0	0.0
Butanes	0.0	0.0	0.0	0.0	0.0	0.0	0.0	0.0	0.0	0.0	0.0	0.0	0.0
Ethane	0.0	0.0	0.0	0.0	0.0	0.0	0.0	0.0	0.0	0.0	0.0	0.0	0.0
NGL	1,903.0	1,646.0	1,909.7	1,809.7	1,921.6	1,891.9	1,908.5	1,983.2	1,113.3	1,982.9	1,729.2	1,753.5	21,552.5
Sulphur	0.0	0.0	0.0	0.0	0.0	0.0	0.0	0.0	0.0	0.0	0.0	0.0	0.0
Sulphur Closing Inv	0.0	0.0	0.0	0.0	0.0	0.0	0.0	0.0	0.0	0.0	0.0	0.0	0.0

VPR6200

Facility ID ABGP0001161

Facility Name MOBIL PEMBINA

Facility Licence # 11364

Facility Operator OG30 ARC

Production Month	201701	201702	201703	201704	201705	201706	201707	201708	201709	201710	201711	201712	Totals
Receipts													
Receipts from Alberta Facilities	4,678.5	3,932.3	4,616.1	4,324.4	3,032.6	3,131.4	3,179.0	3,181.8	2,928.1	2,924.6	2,774.7	2,797.3	41,500.8
Receipts from Non-Alberta Facilities	0.0	0.0	0.0	0.0	0.0	0.0	0.0	0.0	0.0	0.0	0.0	0.0	0.0
Dispositions													
Disposition													
Battery	0.0	0.0	0.0	0.0	0.0	0.0	0.0	0.0	0.0	0.0	0.0	0.0	0.0
Gas Gathering System	0.0	0.0	0.0	0.0	0.0	0.0	0.0	0.0	0.0	0.0	0.0	0.0	0.0
Gas Plant	0.0	0.0	0.0	0.0	0.0	0.0	0.0	0.0	0.0	0.0	0.0	0.0	0.0
Injection Facility	0.0	0.0	0.0	0.0	0.0	0.0	0.0	0.0	0.0	0.0	0.0	0.0	0.0
Meter Station	3,873.5	3,331.2	3,993.7	3,744.3	2,650.0	2,707.6	2,761.7	2,768.3	2,535.7	2,553.4	2,403.6	2,396.7	35,719.7
Other	0.0	0.0	0.0	0.0	0.0	0.0	0.0	0.0	0.0	0.0	0.0	0.0	0.0
Alberta Commercial	0.0	0.0	0.0	0.0	0.0	0.0	0.0	0.0	0.0	0.0	0.0	0.0	0.0
Alberta Industrial	0.0	0.0	0.0	0.0	0.0	0.0	0.0	0.0	0.0	0.0	0.0	0.0	0.0
Alberta Residential	0.0	0.0	0.0	0.0	0.0	0.0	0.0	0.0	0.0	0.0	0.0	0.0	0.0
Alberta Elec.Generation	0.0	0.0	0.0	0.0	0.0	0.0	0.0	0.0	0.0	0.0	0.0	0.0	0.0
Shrinkage													
Acid Gas	10.6	9.4	10.3	10.0	9.4	11.2	13.5	13.1	12.0	11.6	11.3	12.2	134.6
Other products	264.4	233.3	243.7	263.4	187.1	184.4	195.5	194.6	178.6	174.4	157.4	154.3	2,431.1
Fuel	283.9	262.6	291.0	282.4	189.7	188.3	196.1	194.8	189.8	191.2	193.0	194.3	2,657.1
Flared	0.0	0.0	0.3	0.0	6.5	0.8	3.8	3.7	0.3	5.3	0.7	1.2	22.6
Vented	0.0	0.0	0.0	0.0	0.0	0.0	0.0	0.0	0.0	0.0	0.0	0.0	0.0
Diff and Other	246.1	95.8	77.1	24.3	-10.1	39.1	8.4	7.3	11.7	-11.3	8.7	38.6	535.7
Process and Frac													
Pentanes Plus	51.8	46.9	38.1	44.2	45.4	38.6	58.7	56.2	58.0	58.9	34.7	32.1	563.6
Propane	0.0	0.0	0.0	0.0	0.0	0.0	0.0	0.0	0.0	0.0	0.0	0.0	0.0
Butanes	0.0	0.0	0.0	0.0	0.0	0.0	0.0	0.0	0.0	0.0	0.0	0.0	0.0
Ethane	0.0	0.0	0.0	0.0	0.0	0.0	0.0	0.0	0.0	0.0	0.0	0.0	0.0
NGL	1,018.4	893.1	940.0	1,028.9	715.3	713.3	746.7	744.4	676.4	655.5	606.7	599.1	9,337.8
Sulphur	0.0	0.0	0.0	0.0	0.0	0.0	0.0	0.0	0.0	0.0	0.0	0.0	0.0
Sulphur Closing Inv	0.0	0.0	0.0	0.0	0.0	0.0	0.0	0.0	0.0	0.0	0.0	0.0	0.0

Unit of Measurement: Gas and Gas equivalent products: 1000m3, Liquids: m3, Sulphur: MTS

VPR6200

Facility ID ABGP0001174

Facility Name PANCDN COUNTESS

Facility Licence # 2380

Facility Operator A7NW TXNE

Production Month	201701	201702	201703	201704	201705	201706	201707	201708	201709	201710	201711	201712	Totals
Receipts													
Receipts from Alberta Facilities	4,565.0	4,055.6	4,711.1	4,436.5	3,577.4	4,042.6	4,628.2	4,595.8	4,066.7	4,929.0	4,561.0	4,950.6	53,119.5
Receipts from Non-Alberta Facilities	0.0	0.0	0.0	0.0	0.0	0.0	0.0	0.0	0.0	0.0	0.0	0.0	0.0
Dispositions													
Disposition Battery	159.4	141.1	160.2	154.4	144.9	145.7	151.2	164.8	169.1	178.6	179.5	210.2	1,959.1
Gas Gathering System	102.1	87.6	93.3	140.3	116.2	132.2	128.7	99.2	78.4	97.7	98.5	105.2	1,279.4
Gas Plant	0.0	0.0	0.0	0.0	0.0	0.0	0.0	0.0	0.0	0.0	0.0	0.0	0.0
Injection Facility	0.0	0.0	0.0	0.0	0.0	0.0	0.0	0.0	0.0	0.0	0.0	0.0	0.0
Meter Station	4,049.6	3,617.4	4,168.4	3,921.9	3,122.0	3,553.2	4,103.9	4,040.7	3,551.5	4,286.9	3,960.7	4,285.0	46,661.2
Other	0.0	0.0	0.0	0.0	0.0	0.0	0.0	0.0	0.0	0.0	0.0	0.0	0.0
Alberta Commercial	0.0	0.0	0.0	0.0	0.0	0.0	0.0	0.0	0.0	0.0	0.0	0.0	0.0
Alberta Industrial	0.0	0.0	0.0	0.0	0.0	0.0	0.0	0.0	0.0	0.0	0.0	0.0	0.0
Alberta Residential	0.0	0.0	0.0	0.0	0.0	0.0	0.0	0.0	0.0	0.0	0.0	0.0	0.0
Alberta Elec.Generation	0.0	0.0	0.0	0.0	0.0	0.0	0.0	0.0	0.0	0.0	0.0	0.0	0.0
Shrinkage Acid Gas	49.6	47.8	54.6	55.9	51.1	65.0	67.4	89.0	43.3	48.1	47.9	41.3	661.0
Other products	19.9	12.5	21.1	22.6	22.1	32.4	38.8	46.4	36.0	40.6	39.6	40.4	372.4
Fuel	116.3	102.9	117.2	103.9	88.9	105.5	105.9	101.0	82.1	105.7	107.3	114.7	1,251.4
Flared	0.0	2.5	11.0	2.9	8.2	1.3	1.0	0.0	3.9	0.6	0.0	0.0	31.4
Vented	0.3	0.3	0.3	0.3	0.3	0.3	0.3	0.3	0.3	0.3	0.3	0.3	3.6
Diff and Other	67.8	43.5	85.0	34.3	23.7	7.0	31.0	54.4	102.1	170.5	127.2	153.5	900.0
Process and Frac													
Pentanes Plus	0.0	0.0	0.0	0.0	0.0	0.0	0.0	0.0	0.0	0.0	0.0	0.0	0.0
Propane	0.0	0.0	0.0	0.0	0.0	0.0	0.0	0.0	0.0	0.0	0.0	0.0	0.0
Butanes	0.0	0.0	0.0	0.0	0.0	0.0	0.0	0.0	0.0	0.0	0.0	0.0	0.0
Ethane	0.0	0.0	0.0	0.0	0.0	0.0	0.0	0.0	0.0	0.0	0.0	0.0	0.0
NGL	88.8	56.0	95.0	101.0	98.0	142.6	171.9	202.6	157.5	174.9	170.7	174.9	1,633.9
Sulphur	0.0	0.0	0.0	0.0	0.0	0.0	0.0	0.0	0.0	0.0	0.0	0.0	0.0
Sulphur Closing Inv	0.0	0.0	0.0	0.0	0.0	0.0	0.0	0.0	0.0	0.0	0.0	0.0	0.0

VPR6200
 Facility ID ABGP0001192
 Facility Licence # 14994

Facility Name SWAN HILLS
 Facility Operator A6A7 CARDINAL

Production Month	201701	201702	201703	201704	201705	201706	201707	201708	201709	201710	201711	201712	Totals
Receipts													
Receipts from Alberta Facilities	1,902.2	1,680.4	1,864.8	1,769.5	1,770.9	1,719.2	1,881.2	1,956.9	1,932.1	1,877.8	1,952.5	2,038.0	22,345.5
Receipts from Non-Alberta Facilities	0.0	0.0	0.0	0.0	0.0	0.0	0.0	0.0	0.0	0.0	0.0	0.0	0.0
Dispositions													
Disposition													
Battery	145.4	129.3	141.4	134.1	107.9	88.6	82.6	86.7	83.7	101.3	108.4	127.9	1,337.3
Gas Gathering System	0.0	0.0	0.0	0.0	0.0	0.0	0.0	0.0	0.0	0.0	0.0	0.0	0.0
Gas Plant	0.0	0.0	0.0	0.0	0.0	0.0	0.0	0.0	0.0	0.0	0.0	0.0	0.0
Injection Facility	4.4	4.0	4.2	14.0	2.3	16.7	48.2	3.6	2.0	3.0	4.6	7.4	114.4
Meter Station	0.0	0.0	0.0	0.0	0.0	0.0	0.0	0.0	0.0	0.0	0.0	0.0	0.0
Other	0.0	0.0	0.0	0.0	0.0	0.0	0.0	0.0	0.0	0.0	0.0	0.0	0.0
Alberta Commercial	0.0	0.0	0.0	0.0	0.0	0.0	0.0	0.0	0.0	0.0	0.0	0.0	0.0
Alberta Industrial	0.0	0.0	0.0	0.0	0.0	0.0	0.0	0.0	0.0	0.0	0.0	0.0	0.0
Alberta Residential	0.0	0.0	0.0	0.0	0.0	0.0	0.0	0.0	0.0	0.0	0.0	0.0	0.0
Alberta Elec.Generation	659.1	605.3	647.1	624.5	656.7	647.2	643.1	828.3	785.9	743.9	735.7	760.8	8,337.6
Shrinkage													
Acid Gas	6.2	4.2	4.2	5.1	8.5	9.3	13.6	18.2	19.8	13.3	13.4	14.4	130.2
Other products	428.7	383.2	438.4	427.7	438.1	415.6	428.6	473.7	444.5	472.7	462.8	495.7	5,309.7
Fuel	276.8	278.7	305.3	269.9	278.4	266.2	290.2	298.1	307.2	318.0	307.5	328.1	3,524.4
Flared	71.0	35.3	42.5	49.7	62.7	121.8	194.7	66.2	48.9	68.2	39.2	57.5	857.7
Vented	0.0	0.0	0.0	0.0	0.0	0.0	0.0	0.0	0.0	0.0	0.0	0.0	0.0
Diff and Other	310.6	240.4	281.7	244.5	216.3	153.8	180.2	182.1	240.1	157.4	280.9	246.2	2,734.2
Process and Frac													
Pentanes Plus	154.6	132.8	185.0	189.1	193.0	168.2	140.0	113.0	93.2	110.3	156.6	226.1	1,861.9
Propane	0.0	0.0	0.0	0.0	0.0	0.0	0.0	0.0	0.0	0.0	0.0	0.0	0.0
Butanes	0.0	0.0	0.0	0.0	0.0	0.0	0.0	0.0	0.0	0.0	0.0	0.0	0.0
Ethane	0.0	0.0	0.0	0.0	0.0	0.0	0.0	0.0	0.0	0.0	0.0	0.0	0.0
NGL	1,557.2	1,397.5	1,569.4	1,522.8	1,557.9	1,499.9	1,572.8	1,766.3	1,665.4	1,757.5	1,680.2	1,752.5	19,299.4
Sulphur	0.0	0.0	0.0	0.0	0.0	0.0	0.0	0.0	0.0	0.0	0.0	0.0	0.0
Sulphur Closing Inv	0.0	0.0	0.0	0.0	0.0	0.0	0.0	0.0	0.0	0.0	0.0	0.0	0.0

Unit of Measurement: Gas and Gas equivalent products: 1000m3, Liquids: m3, Sulphur: MTS

VPR6200

Facility ID ABGP0001215

Facility Name MANITOK CARSELAND 16-21 GAS PLANT

Facility Licence # 3246

Facility Operator A5M4 MNK

Production Month	201701	201702	201703	201704	201705	201706	201707	201708	201709	201710	201711	201712	Totals
Receipts													
Receipts from Alberta Facilities	4,505.9	3,971.6	3,920.4	3,435.2	3,083.4	2,708.1	2,841.7	2,528.5	2,742.1	2,704.2	2,554.9	2,448.2	37,444.2
Receipts from Non-Alberta Facilities	0.0	0.0	0.0	0.0	0.0	0.0	0.0	0.0	0.0	0.0	0.0	0.0	0.0
Dispositions													
Disposition													
Battery	0.0	0.0	0.0	0.0	0.0	0.0	0.0	0.0	0.0	0.0	0.0	0.0	0.0
Gas Gathering System	0.0	0.0	0.0	0.0	0.0	0.0	0.0	0.0	0.0	0.0	0.0	0.0	0.0
Gas Plant	0.0	0.0	0.0	0.0	0.0	0.0	0.0	0.0	0.0	0.0	0.0	0.0	0.0
Injection Facility	0.0	0.0	0.0	0.0	0.0	0.0	0.0	0.0	0.0	0.0	0.0	0.0	0.0
Meter Station	4,030.1	3,514.5	3,462.6	2,954.6	2,620.4	2,280.3	2,382.4	2,115.1	2,248.6	2,205.4	2,099.8	2,018.7	31,932.5
Other	0.0	0.0	0.0	0.0	0.0	0.0	0.0	0.0	0.0	0.0	0.0	0.0	0.0
Alberta Commercial	0.0	0.0	0.0	0.0	0.0	0.0	0.0	0.0	0.0	0.0	0.0	0.0	0.0
Alberta Industrial	0.0	0.0	0.0	0.0	0.0	0.0	0.0	0.0	0.0	0.0	0.0	0.0	0.0
Alberta Residential	0.0	0.0	0.0	0.0	0.0	0.0	0.0	0.0	0.0	0.0	0.0	0.0	0.0
Alberta Elec.Generation	0.0	0.0	0.0	0.0	0.0	0.0	0.0	0.0	0.0	0.0	0.0	0.0	0.0
Shrinkage													
Acid Gas	0.0	0.0	0.0	0.0	0.0	0.0	0.0	0.0	0.0	0.0	0.0	0.0	0.0
Other products	229.9	214.0	189.1	183.9	168.4	120.3	169.3	137.3	148.0	148.7	148.8	145.3	2,003.0
Fuel	348.9	301.1	301.1	278.9	261.5	240.2	246.7	208.0	236.9	229.4	217.9	219.0	3,089.6
Flared	0.4	0.0	0.0	0.0	0.0	0.0	0.0	0.0	0.0	0.0	0.0	0.0	0.4
Vented	0.0	0.0	0.0	0.0	0.0	0.0	0.0	0.0	0.0	0.0	0.0	0.0	0.0
Diff and Other	-103.4	-58.0	-32.4	17.8	33.1	67.3	43.3	68.1	108.6	120.7	88.4	65.2	418.7
Process and Frac													
Pentanes Plus	0.0	9.7	32.0	10.3	0.0	15.5	0.6	11.7	0.0	13.8	0.0	11.1	104.7
Propane	0.0	0.0	0.0	0.0	0.0	0.0	0.0	0.0	0.0	0.0	0.0	0.0	0.0
Butanes	0.0	0.0	0.0	0.0	0.0	0.0	0.0	0.0	0.0	0.0	0.0	0.0	0.0
Ethane	0.0	0.0	0.0	0.0	0.0	0.0	0.0	0.0	0.0	0.0	0.0	0.0	0.0
NGL	929.7	852.1	738.5	735.7	682.1	479.0	686.3	547.4	599.1	589.4	603.4	575.9	8,018.6
Sulphur	0.0	0.0	0.0	0.0	0.0	0.0	0.0	0.0	0.0	0.0	0.0	0.0	0.0
Sulphur Closing Inv	0.0	0.0	0.0	0.0	0.0	0.0	0.0	0.0	0.0	0.0	0.0	0.0	0.0

Unit of Measurement: Gas and Gas equivalent products: 1000m3, Liquids: m3, Sulphur: MTS

VPR6200

Facility ID ABGP0001334

Facility Name PENN WEST PROVOST

Facility Licence # 4829

Facility Operator A76H HIGH GROUND

Production Month	201701	201702	201703	201704	201705	201706	201707	201708	201709	201710	201711	201712	Totals
Receipts													
Receipts from Alberta Facilities	1,751.6	1,686.0	1,994.1	3,329.8	2,880.9	3,254.4	3,492.8	3,559.0	3,602.7	3,471.4	4,394.0	3,675.1	37,091.8
Receipts from Non-Alberta Facilities	0.0	0.0	0.0	0.0	0.0	0.0	0.0	0.0	0.0	0.0	0.0	0.0	0.0
Dispositions													
Disposition													
Battery	0.0	0.0	0.0	0.0	0.0	0.0	0.0	0.0	0.0	0.0	0.0	0.0	0.0
Gas Gathering System	0.0	0.0	0.0	0.0	0.0	0.0	0.0	0.0	0.0	0.0	0.0	0.0	0.0
Gas Plant	0.0	0.0	0.0	0.0	0.0	0.0	0.0	0.0	0.0	0.0	0.0	0.0	0.0
Injection Facility	0.0	0.0	0.0	0.0	0.0	0.0	0.0	0.0	0.0	0.0	0.0	0.0	0.0
Meter Station	1,568.8	1,384.1	1,785.1	3,148.7	2,920.5	3,118.5	3,174.9	3,319.2	3,437.0	3,401.7	3,651.9	3,193.0	34,103.4
Other	0.0	0.0	0.0	0.0	0.0	0.0	0.0	0.0	0.0	0.0	0.0	0.0	0.0
Alberta Commercial	0.0	0.0	0.0	0.0	0.0	0.0	0.0	0.0	0.0	0.0	0.0	0.0	0.0
Alberta Industrial	0.0	0.0	0.0	0.0	0.0	0.0	0.0	0.0	0.0	0.0	0.0	0.0	0.0
Alberta Residential	0.0	0.0	0.0	0.0	0.0	0.0	0.0	0.0	0.0	0.0	0.0	0.0	0.0
Alberta Elec.Generation	0.0	0.0	0.0	0.0	0.0	0.0	0.0	0.0	0.0	0.0	0.0	0.0	0.0
Shrinkage													
Acid Gas	0.0	0.0	0.0	0.0	0.0	0.0	0.0	0.0	0.0	0.0	0.0	0.0	0.0
Other products	9.8	5.7	8.9	8.3	7.6	15.4	21.7	24.2	19.0	35.2	28.7	29.6	214.1
Fuel	121.0	213.2	103.7	163.0	50.0	178.3	222.9	224.0	0.0	0.0	220.5	219.2	1,715.8
Flared	0.0	0.0	85.9	0.0	0.0	0.0	0.0	0.0	0.0	0.0	0.0	0.0	85.9
Vented	1.9	1.9	13.4	0.0	0.0	0.0	5.2	0.0	0.0	0.0	0.0	0.0	22.4
Diff and Other	50.1	81.1	-2.9	9.8	-97.2	-57.8	68.1	-8.4	146.7	34.5	492.9	233.3	950.2
Process and Frac													
Pentanes Plus	47.2	27.8	43.3	40.3	36.9	74.5	105.2	117.3	91.9	170.2	139.1	143.0	1,036.7
Propane	0.0	0.0	0.0	0.0	0.0	0.0	0.0	0.0	0.0	0.0	0.0	0.0	0.0
Butanes	0.0	0.0	0.0	0.0	0.0	0.0	0.0	0.0	0.0	0.0	0.0	0.0	0.0
Ethane	0.0	0.0	0.0	0.0	0.0	0.0	0.0	0.0	0.0	0.0	0.0	0.0	0.0
NGL	0.0	0.0	0.0	0.0	0.0	0.0	0.0	0.0	0.0	0.0	0.0	0.0	0.0
Sulphur	0.0	0.0	0.0	0.0	0.0	0.0	0.0	0.0	0.0	0.0	0.0	0.0	0.0
Sulphur Closing Inv	0.0	0.0	0.0	0.0	0.0	0.0	0.0	0.0	0.0	0.0	0.0	0.0	0.0

Unit of Measurement: Gas and Gas equivalent products: 1000m3, Liquids: m3, Sulphur: MTS

VPR6200
Facility ID ABGP0001377

Facility Name GULF MED RIVER

Facility Licence # 23332

Facility Operator A5D4 CVE

Production Month	201701	201702	201703	201704	201705	201706	201707	201708	201709	201710	201711	201712	Totals
Receipts													
Receipts from Alberta Facilities	4,247.5	3,458.2	4,140.6	4,071.4	4,222.0	1,678.3	4,264.0	4,260.1	4,085.6	4,296.7	2,948.2	4,369.1	46,041.7
Receipts from Non-Alberta Facilities	0.0	0.0	0.0	0.0	0.0	0.0	0.0	0.0	0.0	0.0	0.0	0.0	0.0
Dispositions													
Disposition													
Battery	291.9	267.1	286.6	241.0	222.1	109.7	260.5	268.0	258.1	260.4	192.6	243.8	2,901.8
Gas Gathering System	1.0	2.0	2.0	1.0	1.0	2.0	2.0	2.0	0.0	0.0	0.0	0.0	13.0
Gas Plant	0.0	0.0	0.0	0.0	0.0	0.0	0.0	0.0	0.0	0.0	0.0	0.0	0.0
Injection Facility	3,522.7	2,838.6	3,497.0	3,404.9	3,541.1	1,381.5	3,513.3	3,595.2	3,444.9	3,650.2	2,443.2	3,649.1	38,481.7
Meter Station	0.0	0.0	0.0	0.0	0.0	0.0	0.0	0.0	0.0	0.0	0.0	0.0	0.0
Other	0.0	0.0	0.0	0.0	0.0	0.0	0.0	0.0	0.0	0.0	0.0	0.0	0.0
Alberta Commercial	0.0	0.0	0.0	0.0	0.0	0.0	0.0	0.0	0.0	0.0	0.0	0.0	0.0
Alberta Industrial	0.0	0.0	0.0	0.0	0.0	0.0	0.0	0.0	0.0	0.0	0.0	0.0	0.0
Alberta Residential	0.0	0.0	0.0	0.0	0.0	0.0	0.0	0.0	0.0	0.0	0.0	0.0	0.0
Alberta Elec.Generation	0.0	0.0	0.0	0.0	0.0	0.0	0.0	0.0	0.0	0.0	0.0	0.0	0.0
Shrinkage													
Acid Gas	63.0	54.4	58.6	44.5	55.3	31.9	81.0	68.6	71.5	47.1	50.3	84.3	710.5
Other products	104.7	82.0	95.7	91.5	91.5	40.6	111.0	108.4	102.2	94.4	80.7	97.7	1,100.4
Fuel	256.2	205.3	241.0	257.7	242.6	98.3	251.4	235.8	224.7	245.2	236.9	281.3	2,776.4
Flared	0.1	0.0	0.0	0.3	0.1	0.0	0.2	0.4	0.3	0.0	0.0	0.0	1.4
Vented	0.0	0.0	0.0	0.0	0.0	0.0	0.0	0.0	0.0	0.0	0.0	0.0	0.0
Diff and Other	7.9	8.8	-40.3	30.5	68.3	14.3	44.6	-18.3	-16.1	-0.6	-55.5	12.9	56.5
Process and Frac													
Pentanes Plus	0.0	0.0	0.0	0.0	0.0	0.0	0.0	0.0	0.0	0.0	0.0	0.0	0.0
Propane	0.0	0.0	0.0	0.0	0.0	0.0	0.0	0.0	0.0	0.0	0.0	0.0	0.0
Butanes	0.0	0.0	0.0	0.0	0.0	0.0	0.0	0.0	0.0	0.0	0.0	0.0	0.0
Ethane	0.0	0.0	0.0	0.0	0.0	0.0	0.0	0.0	0.0	0.0	0.0	0.0	0.0
NGL	433.2	341.6	398.4	381.2	380.3	168.9	462.5	451.7	431.0	401.3	343.0	412.1	4,605.2
Sulphur	0.0	0.0	0.0	0.0	0.0	0.0	0.0	0.0	0.0	0.0	0.0	0.0	0.0
Sulphur Closing Inv	0.0	0.0	0.0	0.0	0.0	0.0	0.0	0.0	0.0	0.0	0.0	0.0	0.0

Unit of Measurement: Gas and Gas equivalent products: 1000m3, Liquids: m3, Sulphur: MTS

VPR6200

Facility ID ABGP0001381

Facility Name Highvale Gas Plant 10-04

Facility Licence # 11909

Facility Operator A68R NEW STAR

Production Month	201701	201702	201703	201704	201705	201706	201707	201708	201709	201710	201711	201712	Totals
Receipts													
Receipts from Alberta Facilities	10,465.2	9,352.3	10,244.8	9,943.5	10,236.0	9,398.0	9,498.4	9,287.8	9,055.8	9,406.5	9,080.1	9,075.1	115,043.5
Receipts from Non-Alberta Facilities	0.0	0.0	0.0	0.0	0.0	0.0	0.0	0.0	0.0	0.0	0.0	0.0	0.0
Dispositions													
Disposition													
Battery	130.5	121.1	134.8	123.5	119.4	93.7	87.8	86.3	73.7	74.0	91.2	98.9	1,234.9
Gas Gathering System	0.0	0.0	0.0	0.0	0.0	0.0	0.0	0.0	0.0	0.0	0.0	0.0	0.0
Gas Plant	0.0	0.0	0.0	0.0	0.0	0.0	0.0	0.0	0.0	0.0	0.0	0.0	0.0
Injection Facility	0.0	0.0	0.0	0.0	0.0	0.0	0.0	0.0	0.0	0.0	0.0	0.0	0.0
Meter Station	9,455.1	8,375.5	9,154.0	9,000.4	9,007.5	8,753.8	8,905.6	8,717.8	8,327.1	8,716.1	8,152.3	8,051.6	104,616.8
Other	0.0	0.0	0.0	0.0	0.0	0.0	0.0	0.0	0.0	0.0	0.0	0.0	0.0
Alberta Commercial	0.0	0.0	0.0	0.0	0.0	0.0	0.0	0.0	0.0	0.0	0.0	0.0	0.0
Alberta Industrial	0.0	0.0	0.0	0.0	0.0	0.0	0.0	0.0	0.0	0.0	0.0	0.0	0.0
Alberta Residential	0.0	0.0	0.0	0.0	0.0	0.0	0.0	0.0	0.0	0.0	0.0	0.0	0.0
Alberta Elec.Generation	0.0	0.0	0.0	0.0	0.0	0.0	0.0	0.0	0.0	0.0	0.0	0.0	0.0
Shrinkage													
Acid Gas	183.4	168.2	169.3	151.5	161.8	168.0	174.4	176.1	159.4	174.7	166.6	177.7	2,031.1
Other products	274.5	247.4	266.7	263.6	266.6	259.9	263.3	269.5	248.0	276.6	264.7	270.3	3,171.1
Fuel	296.0	262.8	293.7	316.6	396.4	347.7	392.7	373.3	344.9	384.1	373.9	387.4	4,169.5
Flared	64.6	82.4	62.7	40.3	47.6	43.1	110.2	56.6	78.5	19.5	54.5	121.4	781.4
Vented	0.1	0.0	0.0	0.0	0.0	0.0	0.0	0.0	0.0	0.0	0.0	0.0	0.1
Diff and Other	61.0	94.9	163.6	47.6	236.7	-268.2	-435.6	-391.8	-175.8	-238.5	-23.1	-32.2	-961.4
Process and Frac													
Pentanes Plus	125.3	141.9	148.4	152.9	162.8	174.4	164.9	170.3	156.8	156.0	236.9	443.0	2,233.6
Propane	0.0	0.0	0.0	0.0	0.0	0.0	0.0	0.0	0.0	0.0	0.0	0.0	0.0
Butanes	0.0	0.0	0.0	0.0	0.0	0.0	0.0	0.0	0.0	0.0	0.0	0.0	0.0
Ethane	0.0	0.0	0.0	0.0	0.0	0.0	0.0	0.0	0.0	0.0	0.0	0.0	0.0
NGL	1,000.4	883.7	959.8	940.1	946.7	912.6	942.5	957.4	882.3	1,002.7	885.9	698.2	11,012.3
Sulphur	0.0	0.0	0.0	0.0	0.0	0.0	0.0	0.0	0.0	0.0	0.0	0.0	0.0
Sulphur Closing Inv	0.0	0.0	0.0	0.0	0.0	0.0	0.0	0.0	0.0	0.0	0.0	0.0	0.0

Unit of Measurement: Gas and Gas equivalent products: 1000m3, Liquids: m3, Sulphur: MTS

VPR6200

Facility ID ABGP0001397

Facility Name CALLING LAKE S 1-20-70-22W4

Facility Licence # 14973

Facility Operator OHE9 CNRL

Production Month	201701	201702	201703	201704	201705	201706	201707	201708	201709	201710	201711	201712	Totals
Receipts													
Receipts from Alberta Facilities	2,718.9	3,122.1	3,186.9	2,727.4	2,842.4	2,614.8	2,572.9	2,913.9	2,751.1	2,620.4	2,239.4	2,592.3	32,902.5
Receipts from Non-Alberta Facilities	0.0	0.0	0.0	0.0	0.0	0.0	0.0	0.0	0.0	0.0	0.0	0.0	0.0
Dispositions													
Disposition													
Battery	0.0	0.0	0.0	0.0	0.0	0.0	0.0	0.0	0.0	0.0	0.0	0.0	0.0
Gas Gathering System	0.0	0.0	0.0	0.0	0.0	0.0	0.0	0.0	0.0	0.0	0.0	0.0	0.0
Gas Plant	0.0	0.0	0.0	0.0	0.0	0.0	0.0	0.0	0.0	0.0	0.0	0.0	0.0
Injection Facility	0.0	0.0	0.0	0.0	0.0	0.0	0.0	0.0	0.0	0.0	0.0	0.0	0.0
Meter Station	2,464.5	2,893.1	2,880.9	2,491.0	2,527.3	2,379.4	2,332.9	2,532.8	2,455.5	2,329.3	2,030.5	2,316.8	29,634.0
Other	0.0	0.0	0.0	0.0	0.0	0.0	0.0	0.0	0.0	0.0	0.0	0.0	0.0
Alberta Commercial	0.0	0.0	0.0	0.0	0.0	0.0	0.0	0.0	0.0	0.0	0.0	0.0	0.0
Alberta Industrial	0.0	0.0	0.0	0.0	0.0	0.0	0.0	0.0	0.0	0.0	0.0	0.0	0.0
Alberta Residential	0.0	0.0	0.0	0.0	0.0	0.0	0.0	0.0	0.0	0.0	0.0	0.0	0.0
Alberta Elec.Generation	0.0	0.0	0.0	0.0	0.0	0.0	0.0	0.0	0.0	0.0	0.0	0.0	0.0
Shrinkage													
Acid Gas	0.0	0.0	0.0	0.0	0.0	0.0	0.0	0.0	0.0	0.0	0.0	0.0	0.0
Other products	0.0	0.0	0.0	0.0	0.0	0.0	0.0	0.0	0.0	0.0	0.0	0.0	0.0
Fuel	172.0	203.4	217.6	177.7	195.3	178.9	197.0	264.1	237.9	224.0	212.4	235.5	2,515.8
Flared	2.5	2.9	2.1	1.1	1.2	1.2	1.3	0.8	5.8	1.4	1.7	1.6	23.6
Vented	0.0	0.0	0.0	0.0	0.0	0.0	0.0	0.0	0.0	0.0	0.0	0.0	0.0
Diff and Other	79.9	22.7	86.3	57.6	118.6	55.3	41.7	116.2	51.9	65.7	-5.2	38.4	729.1
Process and Frac													
Pentanes Plus	0.0	0.0	0.0	0.0	0.0	0.0	0.0	0.0	0.0	0.0	0.0	0.0	0.0
Propane	0.0	0.0	0.0	0.0	0.0	0.0	0.0	0.0	0.0	0.0	0.0	0.0	0.0
Butanes	0.0	0.0	0.0	0.0	0.0	0.0	0.0	0.0	0.0	0.0	0.0	0.0	0.0
Ethane	0.0	0.0	0.0	0.0	0.0	0.0	0.0	0.0	0.0	0.0	0.0	0.0	0.0
NGL	0.0	0.0	0.0	0.0	0.0	0.0	0.0	0.0	0.0	0.0	0.0	0.0	0.0
Sulphur	0.0	0.0	0.0	0.0	0.0	0.0	0.0	0.0	0.0	0.0	0.0	0.0	0.0
Sulphur Closing Inv	0.0	0.0	0.0	0.0	0.0	0.0	0.0	0.0	0.0	0.0	0.0	0.0	0.0

Unit of Measurement: Gas and Gas equivalent products: 1000m3, Liquids: m3, Sulphur: MTS

VPR6200

Facility ID ABGP0001426

Facility Name SHININGBANK BERRYMOOR PEMBINA

Facility Licence # 11290

Facility Operator OG30 ARC

Production Month	201701	201702	201703	201704	201705	201706	201707	201708	201709	201710	201711	201712	Totals
Receipts													
Receipts from Alberta Facilities	3,617.5	2,909.3	2,655.1	3,460.4	3,668.8	3,566.4	3,427.0	3,603.6	3,656.7	3,707.4	3,372.2	3,440.4	41,084.8
Receipts from Non-Alberta Facilities	0.0	0.0	0.0	0.0	0.0	0.0	0.0	0.0	0.0	0.0	0.0	0.0	0.0
Dispositions													
Disposition													
Battery	1,723.5	1,529.4	1,223.9	1,801.6	1,411.8	1,638.2	1,262.1	1,494.0	627.3	810.8	583.7	1,399.7	15,506.0
Gas Gathering System	0.0	0.0	0.0	0.0	0.0	0.0	0.0	0.0	0.0	0.0	0.0	0.0	0.0
Gas Plant	0.0	0.0	0.0	0.0	0.0	0.0	0.0	0.0	0.0	0.0	0.0	0.0	0.0
Injection Facility	0.0	0.0	0.0	0.0	0.0	0.0	0.0	0.0	0.0	0.0	0.0	0.0	0.0
Meter Station	1,316.3	923.2	853.9	1,144.2	1,702.1	1,483.3	1,670.9	1,660.3	2,520.1	2,310.1	2,215.0	1,570.2	19,369.6
Other	0.0	0.0	0.0	0.0	0.0	0.0	0.0	0.0	0.0	0.0	0.0	0.0	0.0
Alberta Commercial	0.0	0.0	0.0	0.0	0.0	0.0	0.0	0.0	0.0	0.0	0.0	0.0	0.0
Alberta Industrial	0.0	0.0	0.0	0.0	0.0	0.0	0.0	0.0	0.0	0.0	0.0	0.0	0.0
Alberta Residential	0.0	0.0	0.0	0.0	0.0	0.0	0.0	0.0	0.0	0.0	0.0	0.0	0.0
Alberta Elec.Generation	0.0	0.0	0.0	0.0	0.0	0.0	0.0	0.0	0.0	0.0	0.0	0.0	0.0
Shrinkage													
Acid Gas	42.6	34.7	36.1	40.6	31.5	40.0	36.4	40.0	54.8	47.5	31.5	36.7	472.4
Other products	183.2	159.9	132.4	201.1	207.0	226.3	199.5	222.2	213.2	205.2	200.3	202.6	2,352.9
Fuel	243.6	200.5	162.6	243.0	226.6	221.1	223.7	228.3	247.5	242.5	252.5	254.3	2,746.2
Flared	27.3	21.7	23.6	11.4	18.0	12.7	13.1	4.2	5.0	5.5	16.1	9.9	168.5
Vented	0.0	0.0	0.0	0.0	0.0	0.0	0.0	0.0	0.0	0.0	0.0	0.1	0.1
Diff and Other	81.0	39.9	222.6	18.5	71.8	-55.2	21.3	-45.4	-11.2	85.8	73.1	-33.1	469.1
Process and Frac													
Pentanes Plus	42.5	28.0	15.5	29.0	53.0	28.5	15.0	44.0	45.0	42.0	58.0	42.5	443.0
Propane	0.0	0.0	0.0	0.0	0.0	0.0	0.0	0.0	0.0	0.0	0.0	0.0	0.0
Butanes	0.0	0.0	0.0	0.0	0.0	0.0	0.0	0.0	0.0	0.0	0.0	0.0	0.0
Ethane	0.0	0.0	0.0	0.0	0.0	0.0	0.0	0.0	0.0	0.0	0.0	0.0	0.0
NGL	703.3	624.2	524.5	790.5	795.6	899.1	801.9	865.6	836.9	805.2	778.0	801.5	9,226.3
Sulphur	0.0	0.0	0.0	0.0	0.0	0.0	0.0	0.0	0.0	0.0	0.0	0.0	0.0
Sulphur Closing Inv	0.0	0.0	0.0	0.0	0.0	0.0	0.0	0.0	0.0	0.0	0.0	0.0	0.0

Unit of Measurement: Gas and Gas equivalent products: 1000m3, Liquids: m3, Sulphur: MTS

VPR6200

Facility ID ABGP0001443

Facility Name CONOCO WESTLOCK

Facility Licence # 21068

Facility Operator OAW4 PARA

Production Month	201701	201702	201703	201704	201705	201706	201707	201708	201709	201710	201711	201712	Totals
Receipts													
Receipts from Alberta Facilities	584.8	536.9	567.0	523.5	506.0	535.1	543.9	508.0	492.4	524.3	527.6	512.8	6,362.3
Receipts from Non-Alberta Facilities	0.0	0.0	0.0	0.0	0.0	0.0	0.0	0.0	0.0	0.0	0.0	0.0	0.0
Dispositions													
Disposition													
Battery	0.0	0.0	0.0	0.0	0.0	0.0	0.0	0.0	0.0	0.0	0.0	0.0	0.0
Gas Gathering System	0.0	0.0	0.0	0.0	0.0	0.0	0.0	0.0	0.0	0.0	0.0	0.0	0.0
Gas Plant	0.0	0.0	0.0	0.0	0.0	0.0	0.0	0.0	0.0	0.0	0.0	0.0	0.0
Injection Facility	0.0	0.0	0.0	0.0	0.0	0.0	0.0	0.0	0.0	0.0	0.0	0.0	0.0
Meter Station	520.0	479.0	493.2	458.8	455.4	484.2	488.9	456.3	436.0	454.7	440.4	436.0	5,602.9
Other	0.0	0.0	0.0	0.0	0.0	0.0	0.0	0.0	0.0	0.0	0.0	0.0	0.0
Alberta Commercial	0.0	0.0	0.0	0.0	0.0	0.0	0.0	0.0	0.0	0.0	0.0	0.0	0.0
Alberta Industrial	0.0	0.0	0.0	0.0	0.0	0.0	0.0	0.0	0.0	0.0	0.0	0.0	0.0
Alberta Residential	0.0	0.0	0.0	0.0	0.0	0.0	0.0	0.0	0.0	0.0	0.0	0.0	0.0
Alberta Elec.Generation	0.0	0.0	0.0	0.0	0.0	0.0	0.0	0.0	0.0	0.0	0.0	0.0	0.0
Shrinkage													
Acid Gas	0.0	0.0	0.0	0.0	0.0	0.0	0.0	0.0	0.0	0.0	0.0	0.0	0.0
Other products	0.6	0.5	0.5	0.2	0.1	0.1	0.1	0.1	0.3	0.3	0.6	0.4	3.8
Fuel	53.3	47.1	50.5	46.4	37.8	39.8	40.7	41.4	39.2	44.5	46.3	51.4	538.4
Flared	0.0	0.0	0.0	0.0	0.0	0.0	0.0	0.0	0.0	0.0	0.0	0.0	0.0
Vented	0.0	0.0	0.0	0.0	0.0	0.0	0.0	0.0	0.0	0.0	0.0	0.0	0.0
Diff and Other	10.9	10.3	22.8	18.1	12.7	11.0	14.2	10.2	16.9	24.8	40.3	25.0	217.2
Process and Frac													
Pentanes Plus	2.7	2.2	2.4	1.1	0.5	0.4	0.3	0.5	1.3	1.6	2.9	1.8	17.7
Propane	0.0	0.0	0.0	0.0	0.0	0.0	0.0	0.0	0.0	0.0	0.0	0.0	0.0
Butanes	0.0	0.0	0.0	0.0	0.0	0.0	0.0	0.0	0.0	0.0	0.0	0.0	0.0
Ethane	0.0	0.0	0.0	0.0	0.0	0.0	0.0	0.0	0.0	0.0	0.0	0.0	0.0
NGL	0.0	0.0	0.0	0.0	0.0	0.0	0.0	0.0	0.0	0.0	0.0	0.0	0.0
Sulphur	0.0	0.0	0.0	0.0	0.0	0.0	0.0	0.0	0.0	0.0	0.0	0.0	0.0
Sulphur Closing Inv	0.0	0.0	0.0	0.0	0.0	0.0	0.0	0.0	0.0	0.0	0.0	0.0	0.0

Unit of Measurement: Gas and Gas equivalent products: 1000m3, Liquids: m3, Sulphur: MTS

VPR6200

Facility ID ABGP0001463

Facility Name WESTROCK POUCE COUPE SOUTH

Facility Licence # 16293

Facility Operator A76W LONGSHORE

Production Month	201701	201702	201703	201704	201705	201706	201707	201708	201709	201710	201711	201712	Totals
Receipts													
Receipts from Alberta Facilities	678.3	622.0	592.0	617.5	516.5	485.2	588.1	494.3	507.5	491.8	476.1	488.5	6,557.8
Receipts from Non-Alberta Facilities	0.0	0.0	0.0	0.0	0.0	0.0	0.0	0.0	0.0	0.0	0.0	0.0	0.0
Dispositions													
Disposition													
Battery	20.9	20.0	23.2	21.1	9.5	8.8	9.7	8.7	11.7	19.5	21.0	22.4	196.5
Gas Gathering System	0.0	0.0	0.0	0.0	0.0	0.0	0.0	0.0	0.0	0.0	0.0	0.0	0.0
Gas Plant	0.0	0.0	0.0	0.0	0.0	0.0	0.0	0.0	0.0	0.0	0.0	0.0	0.0
Injection Facility	0.0	0.0	0.0	0.0	0.0	0.0	0.0	0.0	0.0	0.0	0.0	0.0	0.0
Meter Station	489.8	460.7	423.0	436.9	382.1	317.5	428.1	380.7	374.7	343.4	320.6	325.5	4,683.0
Other	0.0	0.0	0.0	0.0	0.0	0.0	0.0	0.0	0.0	0.0	0.0	0.0	0.0
Alberta Commercial	0.0	0.0	0.0	0.0	0.0	0.0	0.0	0.0	0.0	0.0	0.0	0.0	0.0
Alberta Industrial	0.0	0.0	0.0	0.0	0.0	0.0	0.0	0.0	0.0	0.0	0.0	0.0	0.0
Alberta Residential	0.0	0.0	0.0	0.0	0.0	0.0	0.0	0.0	0.0	0.0	0.0	0.0	0.0
Alberta Elec.Generation	0.0	0.0	0.0	0.0	0.0	0.0	0.0	0.0	0.0	0.0	0.0	0.0	0.0
Shrinkage													
Acid Gas	4.2	4.3	3.6	3.8	2.9	2.8	3.7	3.4	3.6	5.1	4.2	4.8	46.4
Other products	35.8	31.2	27.1	31.8	23.3	25.4	35.8	34.9	32.4	30.9	28.1	28.9	365.6
Fuel	147.5	134.9	156.1	150.0	118.3	102.8	123.8	115.3	122.1	132.9	134.6	137.3	1,575.6
Flared	0.0	0.0	0.0	0.0	0.0	0.0	0.0	0.0	0.0	0.0	0.0	0.0	0.0
Vented	0.0	0.0	0.0	0.0	0.0	0.0	0.0	0.0	0.0	0.0	0.0	0.0	0.0
Diff and Other	-19.9	-29.1	-41.0	-26.1	-19.6	27.9	-13.0	-48.7	-37.0	-40.0	-32.4	-30.4	-309.3
Process and Frac													
Pentanes Plus	0.0	0.0	0.0	0.0	0.0	0.0	0.0	0.0	0.0	0.0	0.0	0.0	0.0
Propane	0.0	0.0	0.0	0.0	0.0	0.0	0.0	0.0	0.0	0.0	0.0	0.0	0.0
Butanes	0.0	0.0	0.0	0.0	0.0	0.0	0.0	0.0	0.0	0.0	0.0	0.0	0.0
Ethane	0.0	0.0	0.0	0.0	0.0	0.0	0.0	0.0	0.0	0.0	0.0	0.0	0.0
NGL	146.4	127.6	110.9	130.2	96.6	105.2	148.5	145.8	134.5	128.6	117.1	119.9	1,511.3
Sulphur	0.0	0.0	0.0	0.0	0.0	0.0	0.0	0.0	0.0	0.0	0.0	0.0	0.0
Sulphur Closing Inv	0.0	0.0	0.0	0.0	0.0	0.0	0.0	0.0	0.0	0.0	0.0	0.0	0.0

Unit of Measurement: Gas and Gas equivalent products: 1000m3, Liquids: m3, Sulphur: MTS

VPR6200

Facility ID ABGP0001472

Facility Name NIPISI 2-11-80-8W5

Facility Licence # 31834

Facility Operator OHE9 CNRL

Production Month	201701	201702	201703	201704	201705	201706	201707	201708	201709	201710	201711	201712	Totals
Receipts													
Receipts from Alberta Facilities	1,579.4	1,380.1	1,833.6	2,000.3	2,163.1	2,171.1	2,174.8	2,325.4	2,203.9	2,156.0	1,956.6	1,918.2	23,862.5
Receipts from Non-Alberta Facilities	0.0	0.0	0.0	0.0	0.0	0.0	0.0	0.0	0.0	0.0	0.0	0.0	0.0
Dispositions													
Disposition													
Battery	80.9	90.4	91.8	81.1	72.8	71.3	45.5	22.8	45.1	59.7	59.5	55.2	776.1
Gas Gathering System	0.0	0.0	0.0	0.0	0.0	0.0	0.0	0.0	0.0	0.0	0.0	0.0	0.0
Gas Plant	1,172.3	1,012.6	1,454.3	1,635.4	1,800.7	1,814.2	1,838.5	2,028.1	1,895.2	1,800.8	1,583.3	1,519.4	19,554.8
Injection Facility	0.0	0.0	0.0	0.0	0.0	0.0	0.0	0.0	0.0	0.0	0.0	0.0	0.0
Meter Station	0.0	0.0	0.0	0.0	0.0	0.0	0.0	0.0	0.0	0.0	0.0	0.0	0.0
Other	0.0	0.0	0.0	0.0	0.0	0.0	0.0	0.0	0.0	0.0	0.0	0.0	0.0
Alberta Commercial	0.0	0.0	0.0	0.0	0.0	0.0	0.0	0.0	0.0	0.0	0.0	0.0	0.0
Alberta Industrial	0.0	0.0	0.0	0.0	0.0	0.0	0.0	0.0	0.0	0.0	0.0	0.0	0.0
Alberta Residential	0.0	0.0	0.0	0.0	0.0	0.0	0.0	0.0	0.0	0.0	0.0	0.0	0.0
Alberta Elec.Generation	0.0	0.0	0.0	0.0	0.0	0.0	0.0	0.0	0.0	0.0	0.0	0.0	0.0
Shrinkage													
Acid Gas	19.1	15.8	14.5	17.4	19.6	18.3	20.4	20.2	19.1	18.0	15.8	17.1	215.3
Other products	0.0	0.0	0.0	0.0	0.0	0.0	0.0	0.0	0.0	0.0	0.0	0.0	0.0
Fuel	291.0	250.4	266.0	254.7	268.1	255.3	266.2	251.0	242.8	276.1	278.8	303.9	3,204.3
Flared	3.4	2.1	0.8	11.6	1.9	12.0	4.2	5.2	1.7	1.4	4.8	10.1	59.2
Vented	0.0	0.0	0.0	0.0	0.0	0.0	0.0	0.0	0.0	0.0	0.0	0.0	0.0
Diff and Other	12.7	8.8	6.2	0.1	0.0	0.0	0.0	-1.9	0.0	0.0	14.4	12.5	52.8
Process and Frac													
Pentanes Plus	0.0	0.0	0.0	0.0	0.0	0.0	0.0	0.0	0.0	0.0	0.0	0.0	0.0
Propane	0.0	0.0	0.0	0.0	0.0	0.0	0.0	0.0	0.0	0.0	0.0	0.0	0.0
Butanes	0.0	0.0	0.0	0.0	0.0	0.0	0.0	0.0	0.0	0.0	0.0	0.0	0.0
Ethane	0.0	0.0	0.0	0.0	0.0	0.0	0.0	0.0	0.0	0.0	0.0	0.0	0.0
NGL	0.0	0.0	0.0	0.0	0.0	0.0	0.0	0.0	0.0	0.0	0.0	0.0	0.0
Sulphur	0.0	0.0	0.0	0.0	0.0	0.0	0.0	0.0	0.0	0.0	0.0	0.0	0.0
Sulphur Closing Inv	0.0	0.0	0.0	0.0	0.0	0.0	0.0	0.0	0.0	0.0	0.0	0.0	0.0

Unit of Measurement: Gas and Gas equivalent products: 1000m3, Liquids: m3, Sulphur: MTS

VPR6200

Facility ID ABGP0001475

Facility Name CRESTAR JENNER

Facility Licence # 2489

Facility Operator A6Y2 IMAGINEA

Production Month	201701	201702	201703	201704	201705	201706	201707	201708	201709	201710	201711	201712	Totals
Receipts													
Receipts from Alberta Facilities	3,588.5	2,847.1	3,389.6	3,597.6	3,542.7	3,571.7	3,931.4	3,703.2	2,842.1	3,380.9	3,125.0	3,674.3	41,194.1
Receipts from Non-Alberta Facilities	0.0	0.0	0.0	0.0	0.0	0.0	0.0	0.0	0.0	0.0	0.0	0.0	0.0
Dispositions													
Disposition													
Battery	282.8	22.9	267.9	242.4	262.7	240.5	240.0	229.3	0.0	243.3	0.0	0.0	2,031.8
Gas Gathering System	0.0	0.0	0.0	0.0	0.0	0.0	0.0	0.0	0.0	0.0	0.0	0.0	0.0
Gas Plant	0.0	0.0	0.0	0.0	0.0	0.0	0.0	0.0	0.0	0.0	0.0	0.0	0.0
Injection Facility	0.0	0.0	0.0	0.0	0.0	0.0	0.0	0.0	0.0	0.0	0.0	0.0	0.0
Meter Station	2,882.3	2,718.5	2,844.3	3,112.0	3,058.2	3,047.0	3,337.9	3,088.7	2,788.0	2,698.2	2,506.3	3,006.4	35,087.8
Other	0.0	0.0	0.0	0.0	0.0	0.0	0.0	0.0	0.0	0.0	0.0	0.0	0.0
Alberta Commercial	0.0	0.0	0.0	0.0	0.0	0.0	0.0	0.0	0.0	0.0	0.0	0.0	0.0
Alberta Industrial	0.0	0.0	0.0	0.0	0.0	0.0	0.0	0.0	0.0	0.0	0.0	0.0	0.0
Alberta Residential	0.0	0.0	0.0	0.0	0.0	0.0	0.0	0.0	0.0	0.0	0.0	0.0	0.0
Alberta Elec.Generation	0.0	0.0	0.0	0.0	0.0	0.0	0.0	0.0	0.0	0.0	0.0	0.0	0.0
Shrinkage													
Acid Gas	103.1	82.5	92.4	95.8	106.7	24.6	0.0	0.0	0.0	52.3	89.0	93.5	739.9
Other products	7.6	0.1	1.8	2.1	2.4	1.0	0.6	0.0	0.0	0.6	0.3	0.0	16.5
Fuel	425.0	338.3	418.8	378.1	381.5	175.2	57.0	48.5	48.3	214.9	368.6	414.9	3,269.1
Flared	20.4	10.6	11.0	7.7	10.9	4.1	0.1	0.2	0.0	17.1	23.7	10.0	115.8
Vented	0.0	0.0	0.0	0.0	0.0	0.0	0.0	0.0	0.0	0.0	0.0	0.0	0.0
Diff and Other	-132.7	-325.8	-246.6	-240.5	-279.7	79.3	295.8	336.5	5.8	154.5	137.1	149.5	-66.8
Process and Frac													
Pentanes Plus	0.0	0.0	0.0	0.0	0.0	0.0	0.0	0.0	0.0	0.0	0.0	0.0	0.0
Propane	0.0	0.0	0.0	0.0	0.0	0.0	0.0	0.0	0.0	0.0	0.0	0.0	0.0
Butanes	0.0	0.0	0.0	0.0	0.0	0.0	0.0	0.0	0.0	0.0	0.0	0.0	0.0
Ethane	0.0	0.0	0.0	0.0	0.0	0.0	0.0	0.0	0.0	0.0	0.0	0.0	0.0
NGL	36.0	0.4	8.6	10.2	11.6	5.0	2.9	0.0	0.0	2.8	1.6	0.0	79.1
Sulphur	0.0	0.0	0.0	0.0	0.0	0.0	0.0	0.0	0.0	0.0	0.0	0.0	0.0
Sulphur Closing Inv	0.0	0.0	0.0	0.0	0.0	0.0	0.0	0.0	0.0	0.0	0.0	0.0	0.0

Unit of Measurement: Gas and Gas equivalent products: 1000m3, Liquids: m3, Sulphur: MTS

VPR6200

Facility ID ABGP0001486

Facility Name KETCH TANGENT

Facility Licence # 16551

Facility Operator OBP8 OBE

Production Month	201701	201702	201703	201704	201705	201706	201707	201708	201709	201710	201711	201712	Totals
Receipts													
Receipts from Alberta Facilities	1,359.6	1,277.4	1,067.2	765.5	736.4	623.2	674.3	668.5	676.9	659.3	665.8	636.1	9,810.2
Receipts from Non-Alberta Facilities	0.0	0.0	0.0	0.0	0.0	0.0	0.0	0.0	0.0	0.0	0.0	0.0	0.0
Dispositions													
Disposition													
Battery	770.4	673.2	418.1	147.8	181.5	51.4	31.8	31.8	27.5	27.1	31.9	31.5	2,424.0
Gas Gathering System	0.0	0.0	0.0	0.0	0.0	0.0	0.0	0.0	0.0	0.0	0.0	0.0	0.0
Gas Plant	0.0	0.0	0.0	0.0	0.0	0.0	0.0	0.0	0.0	0.0	0.0	0.0	0.0
Injection Facility	11.4	10.3	11.4	11.1	11.4	11.1	11.4	11.4	11.1	11.4	11.1	11.4	134.5
Meter Station	442.7	398.6	493.1	488.4	424.4	452.9	474.9	463.8	510.8	483.2	482.0	444.9	5,559.7
Other	0.0	0.0	0.0	0.0	0.0	0.0	0.0	0.0	0.0	0.0	0.0	0.0	0.0
Alberta Commercial	0.0	0.0	0.0	0.0	0.0	0.0	0.0	0.0	0.0	0.0	0.0	0.0	0.0
Alberta Industrial	0.0	0.0	0.0	0.0	0.0	0.0	0.0	0.0	0.0	0.0	0.0	0.0	0.0
Alberta Residential	0.0	0.0	0.0	0.0	0.0	0.0	0.0	0.0	0.0	0.0	0.0	0.0	0.0
Alberta Elec.Generation	0.0	0.0	0.0	0.0	0.0	0.0	0.0	0.0	0.0	0.0	0.0	0.0	0.0
Shrinkage													
Acid Gas	1.7	0.0	2.2	1.7	2.2	0.0	2.3	0.0	2.7	2.4	2.2	2.9	20.3
Other products	13.7	12.5	8.8	7.2	6.9	5.0	4.2	5.0	5.3	7.1	8.8	7.6	92.1
Fuel	64.9	65.3	59.7	46.6	43.5	39.9	44.9	53.1	48.7	55.0	64.2	70.4	656.2
Flared	3.2	2.9	6.6	0.0	0.0	0.0	0.0	0.0	0.0	0.0	0.0	0.0	12.7
Vented	0.0	0.0	0.0	0.0	0.0	0.0	0.0	0.0	0.0	0.0	0.0	0.0	0.0
Diff and Other	51.6	114.6	67.3	62.7	66.5	62.9	104.8	103.4	70.8	73.1	65.6	67.4	910.7
Process and Frac													
Pentanes Plus	0.0	0.0	0.0	0.0	0.0	0.0	0.0	0.0	0.0	0.0	0.0	0.0	0.0
Propane	0.0	0.0	0.0	0.0	0.0	0.0	0.0	0.0	0.0	0.0	0.0	0.0	0.0
Butanes	0.0	0.0	0.0	0.0	0.0	0.0	0.0	0.0	0.0	0.0	0.0	0.0	0.0
Ethane	0.0	0.0	0.0	0.0	0.0	0.0	0.0	0.0	0.0	0.0	0.0	0.0	0.0
NGL	60.0	54.1	38.7	31.2	30.1	21.9	18.7	22.1	23.3	31.2	38.4	33.4	403.1
Sulphur	0.0	0.0	0.0	0.0	0.0	0.0	0.0	0.0	0.0	0.0	0.0	0.0	0.0
Sulphur Closing Inv	0.0	0.0	0.0	0.0	0.0	0.0	0.0	0.0	0.0	0.0	0.0	0.0	0.0

Unit of Measurement: Gas and Gas equivalent products: 1000m3, Liquids: m3, Sulphur: MTS

VPR6200

Facility ID ABGP0001525

Facility Name JOURNEY PEMBINA BERRYMOOR

Facility Licence # 11210

Facility Operator A2PH JOURNEY

Production Month	201701	201702	201703	201704	201705	201706	201707	201708	201709	201710	201711	201712	Totals
Receipts													
Receipts from Alberta Facilities	1,456.9	1,280.4	1,298.9	1,246.5	1,183.3	1,017.1	1,176.5	1,157.6	1,075.9	1,093.4	1,021.6	988.4	13,996.5
Receipts from Non-Alberta Facilities	0.0	0.0	0.0	0.0	0.0	0.0	0.0	0.0	0.0	0.0	0.0	0.0	0.0
Dispositions													
Disposition													
Battery	0.0	0.0	0.0	0.0	0.0	0.0	0.0	0.0	0.0	0.0	0.0	0.0	0.0
Gas Gathering System	0.0	0.0	0.0	0.0	0.0	0.0	0.0	0.0	0.0	0.0	0.0	0.0	0.0
Gas Plant	0.0	0.0	0.0	0.0	0.0	0.0	0.0	0.0	0.0	0.0	0.0	0.0	0.0
Injection Facility	0.0	0.0	0.0	0.0	0.0	0.0	0.0	0.0	0.0	0.0	0.0	0.0	0.0
Meter Station	1,092.0	942.8	1,061.1	1,021.3	960.9	799.5	948.0	913.2	860.6	890.1	830.1	766.8	11,086.4
Other	0.0	0.0	0.0	0.0	0.0	0.0	0.0	0.0	0.0	0.0	0.0	0.0	0.0
Alberta Commercial	0.0	0.0	0.0	0.0	0.0	0.0	0.0	0.0	0.0	0.0	0.0	0.0	0.0
Alberta Industrial	0.0	0.0	0.0	0.0	0.0	0.0	0.0	0.0	0.0	0.0	0.0	0.0	0.0
Alberta Residential	0.0	0.0	0.0	0.0	0.0	0.0	0.0	0.0	0.0	0.0	0.0	0.0	0.0
Alberta Elec.Generation	0.0	0.0	0.0	0.0	0.0	0.0	0.0	0.0	0.0	0.0	0.0	0.0	0.0
Shrinkage													
Acid Gas	10.8	9.7	11.9	11.3	11.4	10.2	13.7	13.4	12.6	13.8	22.7	13.8	155.3
Other products	29.2	33.8	35.0	35.1	36.6	35.4	51.7	48.5	44.6	43.3	38.0	43.6	474.8
Fuel	214.1	206.3	224.6	251.0	242.8	169.8	206.2	202.0	202.3	211.1	187.8	201.1	2,519.1
Flared	26.6	20.6	31.6	37.7	39.5	20.9	38.3	31.7	31.4	31.1	13.4	37.0	359.8
Vented	0.0	0.0	0.0	0.0	0.0	0.0	0.0	0.0	0.0	0.0	0.0	0.0	0.0
Diff and Other	84.2	67.2	-65.3	-109.9	-107.9	-18.7	-81.4	-51.2	-75.6	-96.0	-70.4	-73.9	-598.9
Process and Frac													
Pentanes Plus	0.0	0.0	0.0	0.0	0.0	0.0	0.0	0.0	0.0	0.0	0.0	0.0	0.0
Propane	0.0	0.0	0.0	0.0	0.0	0.0	0.0	0.0	0.0	0.0	0.0	0.0	0.0
Butanes	0.0	0.0	0.0	0.0	0.0	0.0	0.0	0.0	0.0	0.0	0.0	0.0	0.0
Ethane	0.0	0.0	0.0	0.0	0.0	0.0	0.0	0.0	0.0	0.0	0.0	0.0	0.0
NGL	122.1	152.8	143.6	142.8	148.9	150.2	218.8	203.0	187.4	182.3	153.3	176.5	1,981.7
Sulphur	0.0	0.0	0.0	0.0	0.0	0.0	0.0	0.0	0.0	0.0	0.0	0.0	0.0
Sulphur Closing Inv	0.0	0.0	0.0	0.0	0.0	0.0	0.0	0.0	0.0	0.0	0.0	0.0	0.0

Unit of Measurement: Gas and Gas equivalent products: 1000m3, Liquids: m3, Sulphur: MTS

VPR6200

Facility ID ABGP0001543

Facility Name Thunder Lake

Facility Licence # 13464

Facility Operator A0TK

Production Month	201701	201702	201703	201704	201705	201706	201707	201708	201709	201710	201711	201712	Totals
Receipts													
Receipts from Alberta Facilities	0.0	0.0	0.0	0.0	0.0	0.0	0.0	0.0	0.0	0.0	0.0	0.0	0.0
Receipts from Non-Alberta Facilities	0.0	0.0	0.0	0.0	0.0	0.0	0.0	0.0	0.0	0.0	0.0	0.0	0.0
Dispositions													
Disposition													
Battery	0.0	0.0	0.0	0.0	0.0	0.0	0.0	0.0	0.0	0.0	0.0	0.0	0.0
Gas Gathering System	0.0	0.0	0.0	0.0	0.0	0.0	0.0	0.0	0.0	0.0	0.0	0.0	0.0
Gas Plant	0.0	0.0	0.0	0.0	0.0	0.0	0.0	0.0	0.0	0.0	0.0	0.0	0.0
Injection Facility	0.0	0.0	0.0	0.0	0.0	0.0	0.0	0.0	0.0	0.0	0.0	0.0	0.0
Meter Station	0.0	0.0	0.0	0.0	0.0	0.0	0.0	0.0	0.0	0.0	0.0	0.0	0.0
Other	0.0	0.0	0.0	0.0	0.0	0.0	0.0	0.0	0.0	0.0	0.0	0.0	0.0
Alberta Commercial	0.0	0.0	0.0	0.0	0.0	0.0	0.0	0.0	0.0	0.0	0.0	0.0	0.0
Alberta Industrial	0.0	0.0	0.0	0.0	0.0	0.0	0.0	0.0	0.0	0.0	0.0	0.0	0.0
Alberta Residential	0.0	0.0	0.0	0.0	0.0	0.0	0.0	0.0	0.0	0.0	0.0	0.0	0.0
Alberta Elec.Generation	0.0	0.0	0.0	0.0	0.0	0.0	0.0	0.0	0.0	0.0	0.0	0.0	0.0
Shrinkage													
Acid Gas	0.0	0.0	0.0	0.0	0.0	0.0	0.0	0.0	0.0	0.0	0.0	0.0	0.0
Other products	0.0	0.0	0.0	0.0	0.0	0.0	0.0	0.0	0.0	0.0	0.0	0.0	0.0
Fuel	0.0	0.0	0.0	0.0	0.0	0.0	0.0	0.0	0.0	0.0	0.0	0.0	0.0
Flared	0.0	0.0	0.0	0.0	0.0	0.0	0.0	0.0	0.0	0.0	0.0	0.0	0.0
Vented	0.0	0.0	0.0	0.0	0.0	0.0	0.0	0.0	0.0	0.0	0.0	0.0	0.0
Diff and Other	0.0	0.0	0.0	0.0	0.0	0.0	0.0	0.0	0.0	0.0	0.0	0.0	0.0
Process and Frac													
Pentanes Plus	0.0	0.0	0.0	0.0	0.0	0.0	0.0	0.0	0.0	0.0	0.0	0.0	0.0
Propane	0.0	0.0	0.0	0.0	0.0	0.0	0.0	0.0	0.0	0.0	0.0	0.0	0.0
Butanes	0.0	0.0	0.0	0.0	0.0	0.0	0.0	0.0	0.0	0.0	0.0	0.0	0.0
Ethane	0.0	0.0	0.0	0.0	0.0	0.0	0.0	0.0	0.0	0.0	0.0	0.0	0.0
NGL	0.0	0.0	0.0	0.0	0.0	0.0	0.0	0.0	0.0	0.0	0.0	0.0	0.0
Sulphur	0.0	0.0	0.0	0.0	0.0	0.0	0.0	0.0	0.0	0.0	0.0	0.0	0.0
Sulphur Closing Inv	0.0	0.0	0.0	0.0	0.0	0.0	0.0	0.0	0.0	0.0	0.0	0.0	0.0

Unit of Measurement: Gas and Gas equivalent products: 1000m3, Liquids: m3, Sulphur: MTS

VPR6200

Facility ID ABGP0001556

Facility Name PANCDN HALKIRK

Facility Licence # 6019

Facility Operator A67B LOGIC ENERGY

Production Month	201701	201702	201703	201704	201705	201706	201707	201708	201709	201710	201711	201712	Totals
Receipts													
Receipts from Alberta Facilities	337.1	273.6	322.9	293.7	289.3	281.0	260.6	310.9	328.3	264.7	300.7	284.9	3,547.7
Receipts from Non-Alberta Facilities	0.0	0.0	0.0	0.0	0.0	0.0	0.0	0.0	0.0	0.0	0.0	0.0	0.0
Dispositions													
Disposition													
Battery	72.8	63.2	73.2	61.5	55.5	57.4	62.6	55.1	50.1	40.3	50.0	48.4	690.1
Gas Gathering System	0.0	0.0	0.0	0.0	0.0	0.0	0.0	0.0	0.0	0.0	0.0	0.0	0.0
Gas Plant	0.0	0.0	0.0	0.0	0.0	0.0	0.0	0.0	0.0	0.0	0.0	0.0	0.0
Injection Facility	0.0	0.0	0.0	0.0	0.0	0.0	0.0	0.0	0.0	0.0	0.0	0.0	0.0
Meter Station	135.8	83.8	106.7	111.5	115.5	102.8	95.8	127.5	138.7	97.6	115.6	88.3	1,319.6
Other	0.0	0.0	0.0	0.0	0.0	0.0	0.0	0.0	0.0	0.0	0.0	0.0	0.0
Alberta Commercial	0.0	0.0	0.0	0.0	0.0	0.0	0.0	0.0	0.0	0.0	0.0	0.0	0.0
Alberta Industrial	0.0	0.0	0.0	0.0	0.0	0.0	0.0	0.0	0.0	0.0	0.0	0.0	0.0
Alberta Residential	0.0	0.0	0.0	0.0	0.0	0.0	0.0	0.0	0.0	0.0	0.0	0.0	0.0
Alberta Elec.Generation	0.0	0.0	0.0	0.0	0.0	0.0	0.0	0.0	0.0	0.0	0.0	0.0	0.0
Shrinkage													
Acid Gas	8.9	6.7	9.0	8.8	10.3	9.7	13.0	13.1	10.1	5.5	5.5	5.6	106.2
Other products	3.5	2.5	3.0	3.1	4.0	3.6	3.2	5.0	3.8	3.2	3.3	3.8	42.0
Fuel	103.9	93.5	106.5	98.8	100.5	97.7	99.8	104.9	102.4	83.3	95.3	95.1	1,181.7
Flared	2.3	1.1	2.1	1.2	1.2	1.7	1.9	1.8	3.1	1.3	1.4	1.3	20.4
Vented	0.0	0.0	0.0	0.0	0.0	0.0	0.0	0.0	0.0	0.0	0.0	0.0	0.0
Diff and Other	9.9	22.8	22.4	8.8	2.3	8.1	-15.7	3.5	20.1	33.5	29.6	42.4	187.7
Process and Frac													
Pentanes Plus	0.0	0.0	0.0	0.0	0.0	0.0	0.0	0.0	0.0	0.0	0.0	0.0	0.0
Propane	0.0	0.0	0.0	0.0	0.0	0.0	0.0	0.0	0.0	0.0	0.0	0.0	0.0
Butanes	0.0	0.0	0.0	0.0	0.0	0.0	0.0	0.0	0.0	0.0	0.0	0.0	0.0
Ethane	0.0	0.0	0.0	0.0	0.0	0.0	0.0	0.0	0.0	0.0	0.0	0.0	0.0
NGL	14.6	10.7	13.2	13.5	16.1	15.2	14.2	21.7	16.6	13.7	13.8	15.9	179.2
Sulphur	0.0	0.0	0.0	0.0	0.0	0.0	0.0	0.0	0.0	0.0	0.0	0.0	0.0
Sulphur Closing Inv	0.0	0.0	0.0	0.0	0.0	0.0	0.0	0.0	0.0	0.0	0.0	0.0	0.0

Unit of Measurement: Gas and Gas equivalent products: 1000m3, Liquids: m3, Sulphur: MTS

VPR6200

Facility ID ABGP0001571

Facility Name BONAVIDA RYCROFT SYS 2

Facility Licence # 16036

Facility Operator A7CZ R S R

Production Month	201701	201702	201703	201704	201705	201706	201707	201708	201709	201710	201711	201712	Totals
Receipts													
Receipts from Alberta Facilities	1,402.4	1,221.0	1,878.6	2,019.6	2,019.0	1,753.3	1,660.4	1,239.1	1,646.3	1,648.5	1,252.2	1,643.6	19,384.0
Receipts from Non-Alberta Facilities	0.0	0.0	0.0	0.0	0.0	0.0	0.0	0.0	0.0	0.0	0.0	0.0	0.0
Dispositions													
Disposition													
Battery	19.3	26.7	17.1	20.2	20.8	16.8	17.4	13.8	18.8	25.8	35.4	27.6	259.7
Gas Gathering System	0.0	0.0	0.0	0.0	0.0	0.0	0.0	0.0	0.0	0.0	0.0	0.0	0.0
Gas Plant	0.0	0.0	0.0	0.0	0.0	0.0	0.0	0.0	0.0	0.0	0.0	0.0	0.0
Injection Facility	0.0	0.0	0.0	0.0	0.0	0.0	0.0	0.0	0.0	0.0	0.0	0.0	0.0
Meter Station	1,177.0	1,004.5	1,544.7	1,649.5	1,653.8	1,413.9	1,409.0	976.4	1,286.4	1,282.6	1,034.7	1,347.8	15,780.3
Other	0.0	0.0	0.0	0.0	0.0	0.0	0.0	0.0	0.0	0.0	0.0	0.0	0.0
Alberta Commercial	0.0	0.0	0.0	0.0	0.0	0.0	0.0	0.0	0.0	0.0	0.0	0.0	0.0
Alberta Industrial	0.0	0.0	0.0	0.0	0.0	0.0	0.0	0.0	0.0	0.0	0.0	0.0	0.0
Alberta Residential	0.0	0.0	0.0	0.0	0.0	0.0	0.0	0.0	0.0	0.0	0.0	0.0	0.0
Alberta Elec.Generation	0.0	0.0	0.0	0.0	0.0	0.0	0.0	0.0	0.0	0.0	0.0	0.0	0.0
Shrinkage													
Acid Gas	24.7	22.4	28.1	27.1	28.4	26.7	26.3	18.8	26.9	28.4	20.6	24.3	302.7
Other products	49.1	36.8	76.9	59.5	74.3	61.1	63.4	35.8	50.7	52.2	40.0	66.7	666.5
Fuel	114.8	100.9	140.7	158.9	161.4	141.1	111.3	103.3	153.2	164.3	161.1	108.8	1,619.8
Flared	0.0	0.0	0.0	0.0	0.0	0.0	0.0	0.0	0.0	0.0	0.0	0.0	0.0
Vented	0.0	0.0	0.0	0.0	0.0	0.0	0.0	0.0	0.0	0.0	0.0	0.0	0.0
Diff and Other	17.5	29.7	71.1	104.4	80.3	93.7	33.0	91.0	110.3	95.2	-39.6	68.4	755.0
Process and Frac													
Pentanes Plus	0.0	0.0	0.0	0.0	0.0	0.0	0.0	0.0	0.0	0.0	0.0	0.0	0.0
Propane	0.0	0.0	0.0	0.0	0.0	0.0	0.0	0.0	0.0	0.0	0.0	0.0	0.0
Butanes	0.0	0.0	0.0	0.0	0.0	0.0	0.0	0.0	0.0	0.0	0.0	0.0	0.0
Ethane	0.0	0.0	0.0	0.0	0.0	0.0	0.0	0.0	0.0	0.0	0.0	0.0	0.0
NGL	214.1	158.0	327.5	252.3	311.9	261.3	270.8	154.2	216.8	223.0	172.2	281.7	2,843.8
Sulphur	0.0	0.0	0.0	0.0	0.0	0.0	0.0	0.0	0.0	0.0	0.0	0.0	0.0
Sulphur Closing Inv	0.0	0.0	0.0	0.0	0.0	0.0	0.0	0.0	0.0	0.0	0.0	0.0	0.0

Unit of Measurement: Gas and Gas equivalent products: 1000m3, Liquids: m3, Sulphur: MTS

VPR6200

Facility ID ABGP0001574

Facility Name PENN WEST COMPEER

Facility Licence # 4457

Facility Operator OBP8 OBE

Production Month	201701	201702	201703	201704	201705	201706	201707	201708	201709	201710	201711	201712	Totals
Receipts													
Receipts from Alberta Facilities	2,274.4	2,839.0	2,362.8	2,333.6	2,365.5	1,900.6	1,981.2	2,494.2	3,853.6	3,233.7	1,951.4	2,091.0	29,681.0
Receipts from Non-Alberta Facilities	0.0	0.0	0.0	0.0	0.0	0.0	0.0	0.0	0.0	0.0	0.0	0.0	0.0
Dispositions													
Disposition													
Battery	0.0	0.0	0.0	0.0	0.0	0.0	0.0	0.0	0.0	0.0	0.0	0.0	0.0
Gas Gathering System	0.0	0.0	0.0	0.0	0.0	0.0	0.0	0.0	0.0	0.0	0.0	0.0	0.0
Gas Plant	0.0	0.0	0.0	0.0	0.0	0.0	0.0	0.0	0.0	0.0	0.0	0.0	0.0
Injection Facility	0.0	0.0	0.0	0.0	0.0	0.0	0.0	0.0	0.0	0.0	0.0	0.0	0.0
Meter Station	2,253.6	2,489.1	2,170.0	2,086.6	2,060.0	1,824.5	1,593.1	2,289.1	3,565.0	2,989.3	1,702.6	1,784.7	26,807.6
Other	0.0	0.0	0.0	0.0	0.0	0.0	0.0	0.0	0.0	0.0	0.0	0.0	0.0
Alberta Commercial	0.0	0.0	0.0	0.0	0.0	0.0	0.0	0.0	0.0	0.0	0.0	0.0	0.0
Alberta Industrial	0.0	0.0	0.0	0.0	0.0	0.0	0.0	0.0	0.0	0.0	0.0	0.0	0.0
Alberta Residential	0.0	0.0	0.0	0.0	0.0	0.0	0.0	0.0	0.0	0.0	0.0	0.0	0.0
Alberta Elec.Generation	0.0	0.0	0.0	0.0	0.0	0.0	0.0	0.0	0.0	0.0	0.0	0.0	0.0
Shrinkage													
Acid Gas	0.0	0.0	0.0	11.0	15.2	12.8	16.4	15.0	9.8	10.4	9.7	10.9	111.2
Other products	12.9	22.1	10.3	7.7	8.3	9.9	10.5	14.1	19.7	19.2	16.7	13.2	164.6
Fuel	132.8	128.6	134.4	149.1	201.0	177.5	169.0	187.8	180.5	174.8	182.8	187.4	2,005.7
Flared	0.0	0.0	0.0	9.7	0.0	0.0	0.0	0.0	0.0	0.0	0.0	0.0	9.7
Vented	0.0	0.0	0.0	0.0	0.0	0.0	0.0	0.0	0.0	0.0	0.0	0.0	0.0
Diff and Other	-124.9	199.2	48.1	69.5	81.0	-124.1	192.2	-11.8	78.6	40.0	39.6	94.8	582.2
Process and Frac													
Pentanes Plus	62.2	107.1	49.7	37.3	40.0	48.1	51.0	68.2	95.3	92.8	80.7	64.1	796.5
Propane	0.0	0.0	0.0	0.0	0.0	0.0	0.0	0.0	0.0	0.0	0.0	0.0	0.0
Butanes	0.0	0.0	0.0	0.0	0.0	0.0	0.0	0.0	0.0	0.0	0.0	0.0	0.0
Ethane	0.0	0.0	0.0	0.0	0.0	0.0	0.0	0.0	0.0	0.0	0.0	0.0	0.0
NGL	0.0	0.0	0.0	0.0	0.0	0.0	0.0	0.0	0.0	0.0	0.0	0.0	0.0
Sulphur	0.0	0.0	0.0	0.0	0.0	0.0	0.0	0.0	0.0	0.0	0.0	0.0	0.0
Sulphur Closing Inv	0.0	0.0	0.0	0.0	0.0	0.0	0.0	0.0	0.0	0.0	0.0	0.0	0.0

Unit of Measurement: Gas and Gas equivalent products: 1000m3, Liquids: m3, Sulphur: MTS

VPR6200
Facility ID ABGP0001620
Facility Licence # 1984

Facility Name PANCDN BADGER
Facility Operator A7C6 LITTLE ROCK

Production Month	201701	201702	201703	201704	201705	201706	201707	201708	201709	201710	201711	201712	Totals
Receipts													
Receipts from Alberta Facilities	629.4	565.8	618.0	577.4	607.2	598.8	607.6	599.6	561.4	544.4	582.2	572.4	7,064.2
Receipts from Non-Alberta Facilities	0.0	0.0	0.0	0.0	0.0	0.0	0.0	0.0	0.0	0.0	0.0	0.0	0.0
Dispositions													
Disposition													
Battery	36.2	26.5	35.9	29.4	29.7	29.4	27.6	38.7	41.8	45.1	52.2	54.1	446.6
Gas Gathering System	0.0	0.0	0.0	0.0	0.0	0.0	0.0	0.0	0.0	0.0	0.0	0.0	0.0
Gas Plant	0.0	0.0	0.0	0.0	0.0	0.0	0.0	0.0	0.0	0.0	0.0	0.0	0.0
Injection Facility	0.0	0.0	0.0	0.0	0.0	0.0	0.0	0.0	0.0	0.0	0.0	0.0	0.0
Meter Station	565.6	513.9	561.8	526.4	552.6	540.1	549.5	532.9	498.5	477.6	506.8	482.6	6,308.3
Other	0.0	0.0	0.0	0.0	0.0	0.0	0.0	0.0	0.0	0.0	0.0	0.0	0.0
Alberta Commercial	0.0	0.0	0.0	0.0	0.0	0.0	0.0	0.0	0.0	0.0	0.0	0.0	0.0
Alberta Industrial	0.0	0.0	0.0	0.0	0.0	0.0	0.0	0.0	0.0	0.0	0.0	0.0	0.0
Alberta Residential	0.0	0.0	0.0	0.0	0.0	0.0	0.0	0.0	0.0	0.0	0.0	0.0	0.0
Alberta Elec.Generation	0.0	0.0	0.0	0.0	0.0	0.0	0.0	0.0	0.0	0.0	0.0	0.0	0.0
Shrinkage													
Acid Gas	13.7	11.2	11.6	7.2	3.6	6.7	7.5	7.3	6.0	5.6	8.0	6.1	94.5
Other products	12.0	11.0	11.0	11.3	12.4	11.9	12.8	12.5	10.0	9.6	11.0	10.4	135.9
Fuel	14.9	13.0	14.8	10.9	34.1	11.1	11.9	10.1	10.8	11.6	11.7	9.3	164.2
Flared	13.6	10.9	11.7	7.0	7.0	0.7	3.4	1.1	1.7	0.1	1.2	1.2	59.6
Vented	0.0	0.0	0.0	0.0	0.0	0.0	0.0	0.0	0.0	0.0	0.0	0.0	0.0
Diff and Other	-26.6	-20.7	-28.8	-14.8	-32.2	-1.1	-5.1	-3.0	-7.4	-5.2	-8.7	8.7	-144.9
Process and Frac													
Pentanes Plus	0.0	0.0	0.0	0.0	0.0	0.0	0.0	0.0	0.0	0.0	0.0	0.0	0.0
Propane	0.0	0.0	0.0	0.0	0.0	0.0	0.0	0.0	0.0	0.0	0.0	0.0	0.0
Butanes	0.0	0.0	0.0	0.0	0.0	0.0	0.0	0.0	0.0	0.0	0.0	0.0	0.0
Ethane	0.0	0.0	0.0	0.0	0.0	0.0	0.0	0.0	0.0	0.0	0.0	0.0	0.0
NGL	50.4	46.5	46.7	48.0	53.1	50.7	54.5	52.4	42.3	40.3	46.5	44.1	575.5
Sulphur	0.0	0.0	0.0	0.0	0.0	0.0	0.0	0.0	0.0	0.0	0.0	0.0	0.0
Sulphur Closing Inv	0.0	0.0	0.0	0.0	0.0	0.0	0.0	0.0	0.0	0.0	0.0	0.0	0.0

VPR6200

Facility ID ABGP0001622

Facility Name CELSIUS WHITECOURT

Facility Licence # 13728

Facility Operator A5RD ENERPLUS CORP

Production Month	201701	201702	201703	201704	201705	201706	201707	201708	201709	201710	201711	201712	Totals
Receipts													
Receipts from Alberta Facilities	1,257.6	937.5	1,060.6	608.8	0.0	0.0	0.0	0.0	0.0	0.0	0.0	0.0	3,864.5
Receipts from Non-Alberta Facilities	0.0	0.0	0.0	0.0	0.0	0.0	0.0	0.0	0.0	0.0	0.0	0.0	0.0
Dispositions													
Disposition													
Battery	25.0	23.2	25.6	16.0	0.0	0.0	0.0	0.0	0.0	0.0	0.0	0.0	89.8
Gas Gathering System	0.0	0.0	0.0	0.0	0.0	0.0	0.0	0.0	0.0	0.0	0.0	0.0	0.0
Gas Plant	0.0	0.0	0.0	0.0	0.0	0.0	0.0	0.0	0.0	0.0	0.0	0.0	0.0
Injection Facility	0.0	0.0	0.0	0.0	0.0	0.0	0.0	0.0	0.0	0.0	0.0	0.0	0.0
Meter Station	1,059.4	736.3	843.1	496.3	0.0	0.0	0.0	0.0	0.0	0.0	0.0	0.0	3,135.1
Other	0.0	0.0	0.0	0.0	0.0	0.0	0.0	0.0	0.0	0.0	0.0	0.0	0.0
Alberta Commercial	0.0	0.0	0.0	0.0	0.0	0.0	0.0	0.0	0.0	0.0	0.0	0.0	0.0
Alberta Industrial	0.0	0.0	0.0	0.0	0.0	0.0	0.0	0.0	0.0	0.0	0.0	0.0	0.0
Alberta Residential	0.0	0.0	0.0	0.0	0.0	0.0	0.0	0.0	0.0	0.0	0.0	0.0	0.0
Alberta Elec.Generation	0.0	0.0	0.0	0.0	0.0	0.0	0.0	0.0	0.0	0.0	0.0	0.0	0.0
Shrinkage													
Acid Gas	26.3	20.6	21.6	16.9	0.0	0.0	0.0	0.0	0.0	0.0	0.0	0.0	85.4
Other products	3.8	3.7	3.1	1.4	0.0	0.0	0.0	0.0	0.0	0.0	0.0	0.0	12.0
Fuel	169.3	147.4	155.6	90.7	0.0	0.0	0.0	0.0	0.0	0.0	0.0	0.0	563.0
Flared	0.0	0.0	0.0	0.0	0.0	0.0	0.0	0.0	0.0	0.0	0.0	0.0	0.0
Vented	0.0	0.0	0.0	0.0	0.0	0.0	0.0	0.0	0.0	0.0	0.0	0.0	0.0
Diff and Other	-26.2	6.3	11.6	-12.5	0.0	0.0	0.0	0.0	0.0	0.0	0.0	0.0	-20.8
Process and Frac													
Pentanes Plus	18.4	17.8	15.1	6.6	0.0	0.0	0.0	0.0	0.0	0.0	0.0	0.0	57.9
Propane	0.0	0.0	0.0	0.0	0.0	0.0	0.0	0.0	0.0	0.0	0.0	0.0	0.0
Butanes	0.0	0.0	0.0	0.0	0.0	0.0	0.0	0.0	0.0	0.0	0.0	0.0	0.0
Ethane	0.0	0.0	0.0	0.0	0.0	0.0	0.0	0.0	0.0	0.0	0.0	0.0	0.0
NGL	0.0	0.0	0.0	0.0	0.0	0.0	0.0	0.0	0.0	0.0	0.0	0.0	0.0
Sulphur	0.0	0.0	0.0	0.0	0.0	0.0	0.0	0.0	0.0	0.0	0.0	0.0	0.0
Sulphur Closing Inv	0.0	0.0	0.0	0.0	0.0	0.0	0.0	0.0	0.0	0.0	0.0	0.0	0.0

Unit of Measurement: Gas and Gas equivalent products: 1000m3, Liquids: m3, Sulphur: MTS

VPR6200

Facility ID ABGP0001641

Facility Name DUNVEGAN 16-36-79-3w6

Facility Licence # 16391

Facility Operator OHE9 CNRL

Production Month	201701	201702	201703	201704	201705	201706	201707	201708	201709	201710	201711	201712	Totals
Receipts													
Receipts from Alberta Facilities	3,872.3	3,407.6	3,716.3	3,479.1	3,623.9	3,416.2	3,475.8	3,552.7	3,567.6	3,674.8	3,494.4	3,526.3	42,807.0
Receipts from Non-Alberta Facilities	0.0	0.0	0.0	0.0	0.0	0.0	0.0	0.0	0.0	0.0	0.0	0.0	0.0
Dispositions													
Disposition													
Battery	0.0	0.0	0.0	0.0	0.0	0.0	0.0	0.0	0.0	0.0	0.0	0.0	0.0
Gas Gathering System	3,706.1	3,257.3	3,550.1	3,321.4	3,461.0	3,269.5	3,305.7	3,385.3	3,384.3	3,491.2	3,309.7	3,336.1	40,777.7
Gas Plant	0.0	0.0	0.0	0.0	0.0	0.0	0.0	0.0	0.0	0.0	0.0	0.0	0.0
Injection Facility	0.0	0.0	0.0	0.0	0.0	0.0	0.0	0.0	0.0	0.0	0.0	0.0	0.0
Meter Station	0.0	0.0	0.0	0.0	0.0	0.0	0.0	0.0	0.0	0.0	0.0	0.0	0.0
Other	0.0	0.0	0.0	0.0	0.0	0.0	0.0	0.0	0.0	0.0	0.0	0.0	0.0
Alberta Commercial	0.0	0.0	0.0	0.0	0.0	0.0	0.0	0.0	0.0	0.0	0.0	0.0	0.0
Alberta Industrial	0.0	0.0	0.0	0.0	0.0	0.0	0.0	0.0	0.0	0.0	0.0	0.0	0.0
Alberta Residential	0.0	0.0	0.0	0.0	0.0	0.0	0.0	0.0	0.0	0.0	0.0	0.0	0.0
Alberta Elec.Generation	0.0	0.0	0.0	0.0	0.0	0.0	0.0	0.0	0.0	0.0	0.0	0.0	0.0
Shrinkage													
Acid Gas	0.0	0.0	0.0	0.0	0.0	0.0	0.0	0.0	0.0	0.0	0.0	0.0	0.0
Other products	7.8	4.6	13.5	8.3	7.5	6.1	3.1	7.3	9.4	6.9	8.1	8.6	91.2
Fuel	156.1	138.3	152.2	138.4	141.7	133.7	133.0	130.4	145.3	142.4	138.8	140.1	1,690.4
Flared	1.9	2.4	1.0	0.6	0.5	0.0	0.0	0.0	0.0	0.0	0.0	0.2	6.6
Vented	0.1	0.0	0.1	0.1	0.1	0.8	1.4	2.2	0.6	0.5	0.5	0.3	6.7
Diff and Other	0.3	5.0	-0.6	10.3	13.1	6.1	32.6	27.5	28.0	33.8	37.3	41.0	234.4
Process and Frac													
Pentanes Plus	37.5	22.3	65.2	40.3	36.1	29.3	14.8	35.4	45.3	33.4	39.3	41.6	440.5
Propane	0.0	0.0	0.0	0.0	0.0	0.0	0.0	0.0	0.0	0.0	0.0	0.0	0.0
Butanes	0.0	0.0	0.0	0.0	0.0	0.0	0.0	0.0	0.0	0.0	0.0	0.0	0.0
Ethane	0.0	0.0	0.0	0.0	0.0	0.0	0.0	0.0	0.0	0.0	0.0	0.0	0.0
NGL	0.0	0.0	0.0	0.0	0.0	0.0	0.0	0.0	0.0	0.0	0.0	0.0	0.0
Sulphur	0.0	0.0	0.0	0.0	0.0	0.0	0.0	0.0	0.0	0.0	0.0	0.0	0.0
Sulphur Closing Inv	0.0	0.0	0.0	0.0	0.0	0.0	0.0	0.0	0.0	0.0	0.0	0.0	0.0

Unit of Measurement: Gas and Gas equivalent products: 1000m3, Liquids: m3, Sulphur: MTS

VPR6200

Facility ID ABGP0001647

Facility Name RIFE FERINTOSH

Facility Licence # 9461

Facility Operator ODZ7

Production Month	201701	201702	201703	201704	201705	201706	201707	201708	201709	201710	201711	201712	Totals
	SHUTIN	SHUTIN	SHUTIN	SHUTIN	SHUTIN	SHUTIN	SHUTIN	SHUTIN	SHUTIN	SHUTIN	SHUTIN	SHUTIN	
Receipts													
Receipts from Alberta Facilities	0.0	0.0	0.0	0.0	0.0	0.0	0.0	0.0	0.0	0.0	0.0	0.0	0.0
Receipts from Non-Alberta Facilities	0.0	0.0	0.0	0.0	0.0	0.0	0.0	0.0	0.0	0.0	0.0	0.0	0.0
Dispositions													
Disposition													
Battery	0.0	0.0	0.0	0.0	0.0	0.0	0.0	0.0	0.0	0.0	0.0	0.0	0.0
Gas Gathering System	0.0	0.0	0.0	0.0	0.0	0.0	0.0	0.0	0.0	0.0	0.0	0.0	0.0
Gas Plant	0.0	0.0	0.0	0.0	0.0	0.0	0.0	0.0	0.0	0.0	0.0	0.0	0.0
Injection Facility	0.0	0.0	0.0	0.0	0.0	0.0	0.0	0.0	0.0	0.0	0.0	0.0	0.0
Meter Station	0.0	0.0	0.0	0.0	0.0	0.0	0.0	0.0	0.0	0.0	0.0	0.0	0.0
Other	0.0	0.0	0.0	0.0	0.0	0.0	0.0	0.0	0.0	0.0	0.0	0.0	0.0
Alberta Commercial	0.0	0.0	0.0	0.0	0.0	0.0	0.0	0.0	0.0	0.0	0.0	0.0	0.0
Alberta Industrial	0.0	0.0	0.0	0.0	0.0	0.0	0.0	0.0	0.0	0.0	0.0	0.0	0.0
Alberta Residential	0.0	0.0	0.0	0.0	0.0	0.0	0.0	0.0	0.0	0.0	0.0	0.0	0.0
Alberta Elec.Generation	0.0	0.0	0.0	0.0	0.0	0.0	0.0	0.0	0.0	0.0	0.0	0.0	0.0
Shrinkage													
Acid Gas	0.0	0.0	0.0	0.0	0.0	0.0	0.0	0.0	0.0	0.0	0.0	0.0	0.0
Other products	0.0	0.0	0.0	0.0	0.0	0.0	0.0	0.0	0.0	0.0	0.0	0.0	0.0
Fuel	0.0	0.0	0.0	0.0	0.0	0.0	0.0	0.0	0.0	0.0	0.0	0.0	0.0
Flared	0.0	0.0	0.0	0.0	0.0	0.0	0.0	0.0	0.0	0.0	0.0	0.0	0.0
Vented	0.0	0.0	0.0	0.0	0.0	0.0	0.0	0.0	0.0	0.0	0.0	0.0	0.0
Diff and Other	0.0	0.0	0.0	0.0	0.0	0.0	0.0	0.0	0.0	0.0	0.0	0.0	0.0
Process and Frac													
Pentanes Plus	0.0	0.0	0.0	0.0	0.0	0.0	0.0	0.0	0.0	0.0	0.0	0.0	0.0
Propane	0.0	0.0	0.0	0.0	0.0	0.0	0.0	0.0	0.0	0.0	0.0	0.0	0.0
Butanes	0.0	0.0	0.0	0.0	0.0	0.0	0.0	0.0	0.0	0.0	0.0	0.0	0.0
Ethane	0.0	0.0	0.0	0.0	0.0	0.0	0.0	0.0	0.0	0.0	0.0	0.0	0.0
NGL	0.0	0.0	0.0	0.0	0.0	0.0	0.0	0.0	0.0	0.0	0.0	0.0	0.0
Sulphur	0.0	0.0	0.0	0.0	0.0	0.0	0.0	0.0	0.0	0.0	0.0	0.0	0.0
Sulphur Closing Inv	0.0	0.0	0.0	0.0	0.0	0.0	0.0	0.0	0.0	0.0	0.0	0.0	0.0

VPR6200

Facility ID ABGP0001649

Facility Name CECIL 8-15-84-8w6

Facility Licence # 31548

Facility Operator OHE9 CNRL

Production Month	201701	201702	201703	201704	201705	201706	201707	201708	201709	201710	201711	201712	Totals
Receipts													
Receipts from Alberta Facilities	2,448.9	3,524.8	4,031.2	3,326.7	3,520.4	3,194.8	3,687.0	3,316.5	3,749.2	3,539.7	3,876.9	3,975.2	42,191.3
Receipts from Non-Alberta Facilities	0.0	0.0	0.0	0.0	0.0	0.0	0.0	0.0	0.0	0.0	0.0	0.0	0.0
Dispositions													
Disposition													
Battery	87.5	80.5	80.8	56.6	51.7	49.1	53.3	50.2	52.8	58.9	84.8	86.1	792.3
Gas Gathering System	0.0	0.0	0.0	0.0	0.0	0.0	0.0	0.0	0.0	0.0	0.0	0.0	0.0
Gas Plant	0.0	0.0	0.0	0.0	0.0	0.0	0.0	0.0	0.0	0.0	0.0	0.0	0.0
Injection Facility	0.0	0.0	0.0	0.0	0.0	0.0	0.0	0.0	0.0	0.0	0.0	0.0	0.0
Meter Station	2,291.8	3,228.5	3,830.4	3,023.4	3,339.3	2,945.3	3,401.7	2,996.3	3,494.3	3,218.0	3,454.2	3,473.5	38,696.7
Other	0.0	0.0	0.0	0.0	0.0	0.0	0.0	0.0	0.0	0.0	0.0	0.0	0.0
Alberta Commercial	0.0	0.0	0.0	0.0	0.0	0.0	0.0	0.0	0.0	0.0	0.0	0.0	0.0
Alberta Industrial	0.0	0.0	0.0	0.0	0.0	0.0	0.0	0.0	0.0	0.0	0.0	0.0	0.0
Alberta Residential	0.0	0.0	0.0	0.0	0.0	0.0	0.0	0.0	0.0	0.0	0.0	0.0	0.0
Alberta Elec.Generation	0.0	0.0	0.0	0.0	0.0	0.0	0.0	0.0	0.0	0.0	0.0	0.0	0.0
Shrinkage													
Acid Gas	56.8	41.6	28.5	20.1	25.8	22.2	21.4	20.6	19.2	23.4	22.4	23.3	325.3
Other products	49.3	54.1	67.2	59.2	61.2	61.8	72.2	67.3	69.6	61.7	72.8	71.8	768.2
Fuel	161.5	248.9	245.0	233.2	219.3	215.8	236.7	193.4	264.1	250.2	278.1	303.5	2,849.7
Flared	36.5	10.5	31.6	21.8	6.6	11.2	9.0	4.6	2.4	15.2	7.9	17.2	174.5
Vented	0.0	0.0	0.0	0.0	0.0	0.0	0.0	0.0	0.0	0.0	0.0	0.0	0.0
Diff and Other	-234.5	-139.3	-252.3	-87.6	-183.5	-110.6	-107.3	-15.9	-153.2	-87.7	-43.3	-0.2	-1,415.4
Process and Frac													
Pentanes Plus	0.0	0.0	0.0	0.0	0.0	0.0	0.0	0.0	0.0	0.0	0.0	0.0	0.0
Propane	0.0	0.0	0.0	0.0	0.0	0.0	0.0	0.0	0.0	0.0	0.0	0.0	0.0
Butanes	0.0	0.0	0.0	0.0	0.0	0.0	0.0	0.0	0.0	0.0	0.0	0.0	0.0
Ethane	0.0	0.0	0.0	0.0	0.0	0.0	0.0	0.0	0.0	0.0	0.0	0.0	0.0
NGL	213.8	234.4	291.1	256.6	267.1	270.2	315.5	294.2	304.2	269.7	318.4	314.0	3,349.2
Sulphur	0.0	0.0	0.0	0.0	0.0	0.0	0.0	0.0	0.0	0.0	0.0	0.0	0.0
Sulphur Closing Inv	0.0	0.0	0.0	0.0	0.0	0.0	0.0	0.0	0.0	0.0	0.0	0.0	0.0

Unit of Measurement: Gas and Gas equivalent products: 1000m3, Liquids: m3, Sulphur: MTS

VPR6200

Facility ID ABGP0001679

Facility Name BONAVIDA CHERHILL

Facility Licence # 13085

Facility Operator A517 LONG RUN

Production Month	201701	201702	201703	201704	201705	201706	201707	201708	201709	201710	201711	201712	Totals
Receipts													
Receipts from Alberta Facilities	4,021.2	3,594.1	3,846.1	3,346.9	3,941.3	3,425.8	3,537.8	3,590.1	4,393.6	4,227.2	3,532.1	3,932.3	45,388.5
Receipts from Non-Alberta Facilities	0.0	0.0	0.0	0.0	0.0	0.0	0.0	0.0	0.0	0.0	0.0	0.0	0.0
Dispositions													
Disposition													
Battery	6.5	5.9	6.5	6.3	6.5	6.3	6.5	6.5	6.3	6.5	6.3	6.5	76.6
Gas Gathering System	271.3	238.7	290.4	272.1	317.0	273.8	281.2	253.4	299.7	312.2	287.2	318.2	3,415.2
Gas Plant	0.0	0.0	0.0	0.0	0.0	0.0	0.0	0.0	0.0	0.0	0.0	0.0	0.0
Injection Facility	0.0	0.0	0.0	0.0	0.0	0.0	0.0	0.0	0.0	0.0	0.0	0.0	0.0
Meter Station	3,662.4	3,273.7	3,418.5	2,967.0	3,502.6	3,031.9	3,094.8	3,211.2	3,937.0	3,731.1	3,132.3	3,422.3	40,384.8
Other	0.0	0.0	0.0	0.0	0.0	0.0	0.0	0.0	0.0	0.0	0.0	0.0	0.0
Alberta Commercial	0.0	0.0	0.0	0.0	0.0	0.0	0.0	0.0	0.0	0.0	0.0	0.0	0.0
Alberta Industrial	0.0	0.0	0.0	0.0	0.0	0.0	0.0	0.0	0.0	0.0	0.0	0.0	0.0
Alberta Residential	0.0	0.0	0.0	0.0	0.0	0.0	0.0	0.0	0.0	0.0	0.0	0.0	0.0
Alberta Elec.Generation	0.0	0.0	0.0	0.0	0.0	0.0	0.0	0.0	0.0	0.0	0.0	0.0	0.0
Shrinkage													
Acid Gas	29.1	24.4	21.8	21.5	20.7	21.4	22.0	25.2	19.1	22.0	22.5	23.8	273.5
Other products	46.1	40.8	52.7	58.6	66.3	61.2	57.4	62.7	66.3	94.2	62.4	64.6	733.3
Fuel	38.5	31.7	34.2	33.3	29.5	29.6	31.5	29.0	42.7	30.3	30.4	32.1	392.8
Flared	0.0	0.0	5.3	0.0	0.0	0.0	0.0	0.0	5.9	1.7	0.9	7.6	21.4
Vented	0.0	0.0	0.0	0.0	0.0	0.0	0.0	0.0	0.0	0.0	0.0	0.0	0.0
Diff and Other	-32.7	-21.1	16.7	-11.9	-1.3	1.6	44.4	2.1	16.6	29.2	-9.9	57.2	90.9
Process and Frac													
Pentanes Plus	0.0	0.0	0.0	0.0	0.0	0.0	0.0	0.0	0.0	0.0	0.0	0.0	0.0
Propane	0.0	0.0	0.0	0.0	0.0	0.0	0.0	0.0	0.0	0.0	0.0	0.0	0.0
Butanes	0.0	0.0	0.0	0.0	0.0	0.0	0.0	0.0	0.0	0.0	0.0	0.0	0.0
Ethane	0.0	0.0	0.0	0.0	0.0	0.0	0.0	0.0	0.0	0.0	0.0	0.0	0.0
NGL	194.0	172.6	220.2	241.6	272.7	252.4	241.9	265.8	276.2	388.9	258.7	270.1	3,055.1
Sulphur	0.0	0.0	0.0	0.0	0.0	0.0	0.0	0.0	0.0	0.0	0.0	0.0	0.0
Sulphur Closing Inv	0.0	0.0	0.0	0.0	0.0	0.0	0.0	0.0	0.0	0.0	0.0	0.0	0.0

Unit of Measurement: Gas and Gas equivalent products: 1000m3, Liquids: m3, Sulphur: MTS

VPR6200

Facility ID ABGP0001687

Facility Name D Energy Woodriver 1-28-43-23W4

Facility Licence # 9277

Facility Operator A68P

Production Month	201701	201702	201703	201704	201705	201706	201707	201708	201709	201710	201711	201712	Totals
Receipts													
Receipts from Alberta Facilities	2,416.9	2,295.0	2,520.1	2,420.5	2,381.8	1,317.1	1,616.2	1,519.3	1,411.5	1,340.0	1,571.0	1,537.2	22,346.6
Receipts from Non-Alberta Facilities	0.0	0.0	0.0	0.0	0.0	0.0	0.0	0.0	0.0	0.0	0.0	0.0	0.0
Dispositions													
Disposition													
Battery	0.0	0.0	0.0	0.0	0.0	0.0	0.0	0.0	0.0	0.0	0.0	0.0	0.0
Gas Gathering System	0.0	0.0	0.0	0.0	0.0	0.0	0.0	0.0	0.0	0.0	0.0	0.0	0.0
Gas Plant	0.0	0.0	0.0	0.0	0.0	0.0	0.0	0.0	0.0	0.0	0.0	0.0	0.0
Injection Facility	0.0	0.0	0.0	0.0	0.0	0.0	0.0	0.0	0.0	0.0	0.0	0.0	0.0
Meter Station	2,388.2	2,113.5	2,397.2	2,284.5	2,226.0	1,263.4	1,588.1	1,503.3	1,380.3	1,304.4	1,548.3	1,430.7	21,427.9
Other	0.0	0.0	0.0	0.0	0.0	0.0	0.0	0.0	0.0	0.0	0.0	0.0	0.0
Alberta Commercial	0.0	0.0	0.0	0.0	0.0	0.0	0.0	0.0	0.0	0.0	0.0	0.0	0.0
Alberta Industrial	0.0	0.0	0.0	0.0	0.0	0.0	0.0	0.0	0.0	0.0	0.0	0.0	0.0
Alberta Residential	0.0	0.0	0.0	0.0	0.0	0.0	0.0	0.0	0.0	0.0	0.0	0.0	0.0
Alberta Elec.Generation	0.0	0.0	0.0	0.0	0.0	0.0	0.0	0.0	0.0	0.0	0.0	0.0	0.0
Shrinkage													
Acid Gas	0.0	0.0	0.0	0.0	0.0	0.0	0.0	0.0	0.0	0.0	0.0	0.0	0.0
Other products	0.0	7.1	6.8	0.0	6.1	3.8	6.7	6.6	6.4	0.0	7.1	0.0	50.6
Fuel	129.8	117.5	135.0	128.5	126.2	72.2	93.3	100.9	93.8	92.5	102.6	96.4	1,288.7
Flared	0.7	0.6	0.5	0.5	2.2	3.8	0.5	0.5	0.5	0.5	2.1	0.5	12.9
Vented	0.1	0.2	0.1	0.0	0.5	0.5	0.3	0.5	0.0	0.1	0.3	0.2	2.8
Diff and Other	-101.9	56.1	-19.5	7.0	20.8	-26.6	-72.7	-92.5	-69.5	-57.5	-89.4	9.4	-436.3
Process and Frac													
Pentanes Plus	0.0	0.0	0.0	0.0	0.0	0.0	0.0	0.0	0.0	0.0	0.0	0.0	0.0
Propane	0.0	0.0	0.0	0.0	0.0	0.0	0.0	0.0	0.0	0.0	0.0	0.0	0.0
Butanes	0.0	0.0	0.0	0.0	0.0	0.0	0.0	0.0	0.0	0.0	0.0	0.0	0.0
Ethane	0.0	0.0	0.0	0.0	0.0	0.0	0.0	0.0	0.0	0.0	0.0	0.0	0.0
NGL	0.0	32.1	30.8	0.0	27.7	17.1	29.6	29.7	29.3	0.0	31.4	0.0	227.7
Sulphur	0.0	0.0	0.0	0.0	0.0	0.0	0.0	0.0	0.0	0.0	0.0	0.0	0.0
Sulphur Closing Inv	0.0	0.0	0.0	0.0	0.0	0.0	0.0	0.0	0.0	0.0	0.0	0.0	0.0

Unit of Measurement: Gas and Gas equivalent products: 1000m3, Liquids: m3, Sulphur: MTS

VPR6200

Facility ID ABGP0001776

Facility Name DEFIANT ENERGY SUNSET PLANT 6-22

Facility Licence # 22621

Facility Operator A73W

Production Month	201701	201702	201703	201704	201705	201706	201707	201708	201709	201710	201711	201712	Totals
Receipts													
Receipts from Alberta Facilities	1,112.1	956.4	1,305.2	1,102.6	1,208.1	1,155.4	1,378.8	1,213.1	1,284.6	1,358.9	1,298.7	1,266.3	14,640.2
Receipts from Non-Alberta Facilities	0.0	0.0	0.0	0.0	0.0	0.0	0.0	0.0	0.0	0.0	0.0	0.0	0.0
Dispositions													
Disposition													
Battery	0.0	0.0	0.0	0.0	0.0	0.0	0.0	0.0	0.0	0.0	0.0	0.0	0.0
Gas Gathering System	0.0	0.0	0.0	0.0	0.0	0.0	0.0	0.0	0.0	0.0	0.0	0.0	0.0
Gas Plant	0.0	0.0	0.0	0.0	0.0	0.0	0.0	0.0	0.0	0.0	0.0	0.0	0.0
Injection Facility	0.0	0.0	0.0	0.0	0.0	0.0	0.0	0.0	0.0	0.0	0.0	0.0	0.0
Meter Station	793.3	653.2	860.3	786.3	872.0	872.9	980.3	863.4	924.5	992.5	919.8	959.0	10,477.5
Other	0.0	0.0	0.0	0.0	0.0	0.0	0.0	0.0	0.0	0.0	0.0	0.0	0.0
Alberta Commercial	0.0	0.0	0.0	0.0	0.0	0.0	0.0	0.0	0.0	0.0	0.0	0.0	0.0
Alberta Industrial	0.0	0.0	0.0	0.0	0.0	0.0	0.0	0.0	0.0	0.0	0.0	0.0	0.0
Alberta Residential	0.0	0.0	0.0	0.0	0.0	0.0	0.0	0.0	0.0	0.0	0.0	0.0	0.0
Alberta Elec.Generation	0.0	0.0	0.0	0.0	0.0	0.0	0.0	0.0	0.0	0.0	0.0	0.0	0.0
Shrinkage													
Acid Gas	29.0	24.6	33.3	31.9	32.7	34.5	38.8	35.9	30.4	34.0	34.4	35.2	394.7
Other products	42.4	35.3	35.2	38.5	44.7	37.1	44.2	42.6	37.9	44.8	40.4	41.0	484.1
Fuel	193.9	177.6	202.8	200.5	201.7	204.2	211.6	212.2	202.4	211.4	208.7	217.6	2,444.6
Flared	2.2	2.1	2.4	2.4	0.0	0.0	2.5	2.5	2.4	2.5	10.7	2.3	32.0
Vented	0.0	0.0	0.0	0.0	0.0	0.0	0.0	0.0	0.0	0.0	19.0	0.0	19.0
Diff and Other	51.3	63.6	171.2	43.0	57.0	6.7	101.4	56.5	87.0	73.7	65.7	11.2	788.3
Process and Frac													
Pentanes Plus	0.0	0.0	0.0	0.0	0.0	0.0	0.0	0.0	0.0	0.0	0.0	0.0	0.0
Propane	0.0	0.0	0.0	0.0	0.0	0.0	0.0	0.0	0.0	0.0	0.0	0.0	0.0
Butanes	0.0	0.0	0.0	0.0	0.0	0.0	0.0	0.0	0.0	0.0	0.0	0.0	0.0
Ethane	0.0	0.0	0.0	0.0	0.0	0.0	0.0	0.0	0.0	0.0	0.0	0.0	0.0
NGL	178.5	148.1	147.3	160.7	188.4	157.1	186.2	179.4	159.9	188.4	168.0	173.0	2,035.0
Sulphur	0.0	0.0	0.0	0.0	0.0	0.0	0.0	0.0	0.0	0.0	0.0	0.0	0.0
Sulphur Closing Inv	0.0	0.0	0.0	0.0	0.0	0.0	0.0	0.0	0.0	0.0	0.0	0.0	0.0

Unit of Measurement: Gas and Gas equivalent products: 1000m3, Liquids: m3, Sulphur: MTS

VPR6200

Facility ID ABGP0001875

Facility Name APF SAKWATAMAU

Facility Licence # 14004

Facility Operator A73W

Production Month	201701	201702	201703	201704	201705	201706	201707	201708	201709	201710	201711	201712	Totals
Receipts													
Receipts from Alberta Facilities	1,084.6	927.3	1,125.2	1,137.8	1,401.1	1,130.1	1,173.0	1,358.7	1,364.2	1,538.3	1,173.6	764.8	14,178.7
Receipts from Non-Alberta Facilities	0.0	0.0	0.0	0.0	0.0	0.0	0.0	0.0	0.0	0.0	0.0	0.0	0.0
Dispositions													
Disposition													
Battery	0.0	0.0	0.0	0.0	0.0	0.0	0.0	0.0	75.7	78.4	78.1	62.3	294.5
Gas Gathering System	0.0	0.0	0.0	0.0	0.0	0.0	0.0	0.0	0.0	0.0	0.0	0.0	0.0
Gas Plant	0.0	0.0	0.0	0.0	0.0	0.0	0.0	0.0	0.0	0.0	0.0	0.0	0.0
Injection Facility	0.0	0.0	0.0	0.0	0.0	0.0	0.0	0.0	0.0	0.0	0.0	0.0	0.0
Meter Station	862.5	765.5	923.2	999.2	1,218.0	1,040.9	1,048.3	1,149.8	1,158.6	1,191.3	861.2	604.6	11,823.1
Other	0.0	0.0	0.0	0.0	0.0	0.0	0.0	0.0	0.0	0.0	0.0	0.0	0.0
Alberta Commercial	0.0	0.0	0.0	0.0	0.0	0.0	0.0	0.0	0.0	0.0	0.0	0.0	0.0
Alberta Industrial	0.0	0.0	0.0	0.0	0.0	0.0	0.0	0.0	0.0	0.0	0.0	0.0	0.0
Alberta Residential	0.0	0.0	0.0	0.0	0.0	0.0	0.0	0.0	0.0	0.0	0.0	0.0	0.0
Alberta Elec.Generation	0.0	0.0	0.0	0.0	0.0	0.0	0.0	0.0	0.0	0.0	0.0	0.0	0.0
Shrinkage													
Acid Gas	17.0	13.4	15.6	15.8	15.8	16.3	18.4	18.3	0.0	17.5	18.7	13.9	180.7
Other products	45.5	17.1	36.4	37.7	38.5	39.2	48.8	53.1	45.9	71.0	51.4	34.3	518.9
Fuel	119.8	93.9	111.0	94.0	75.0	68.8	74.8	83.4	91.1	72.0	68.8	90.5	1,043.1
Flared	0.6	0.9	1.8	1.7	2.3	2.0	10.7	23.6	21.4	19.2	20.0	0.0	104.2
Vented	0.0	0.0	0.0	0.0	0.0	0.0	0.0	0.0	0.0	0.0	0.0	0.0	0.0
Diff and Other	39.2	36.5	37.2	-10.6	51.5	-37.1	-28.0	30.5	-28.5	88.9	75.4	-40.8	214.2
Process and Frac													
Pentanes Plus	0.0	0.0	0.0	0.0	0.0	0.0	0.0	0.0	0.0	0.0	0.0	0.0	0.0
Propane	0.0	0.0	0.0	0.0	0.0	0.0	0.0	0.0	0.0	0.0	0.0	0.0	0.0
Butanes	0.0	0.0	0.0	0.0	0.0	0.0	0.0	0.0	0.0	0.0	0.0	0.0	0.0
Ethane	0.0	0.0	0.0	0.0	0.0	0.0	0.0	0.0	0.0	0.0	0.0	0.0	0.0
NGL	188.0	72.4	150.4	155.2	160.0	161.8	202.9	219.6	192.6	289.0	214.2	143.8	2,149.9
Sulphur	0.0	0.0	0.0	0.0	0.0	0.0	0.0	0.0	0.0	0.0	0.0	0.0	0.0
Sulphur Closing Inv	0.0	0.0	0.0	0.0	0.0	0.0	0.0	0.0	0.0	0.0	0.0	0.0	0.0

Unit of Measurement: Gas and Gas equivalent products: 1000m3, Liquids: m3, Sulphur: MTS

VPR6200

Facility ID ABGP0001894

Facility Name NCE PETROFUND PROVOST

Facility Licence # 4303

Facility Operator OBP8 OBE

Production Month	201701	201702	201703	201704	201705	201706	201707	201708	201709	201710	201711	201712	Totals
Receipts													
Receipts from Alberta Facilities	809.4	676.2	749.8	735.3	790.6	889.1	867.8	774.4	873.6	769.1	629.8	1,258.6	9,823.7
Receipts from Non-Alberta Facilities	0.0	0.0	0.0	0.0	0.0	0.0	0.0	0.0	0.0	0.0	0.0	0.0	0.0
Dispositions													
Disposition													
Battery	0.0	0.0	0.0	0.0	0.0	0.0	0.0	0.0	0.0	0.0	0.0	0.0	0.0
Gas Gathering System	0.0	0.0	0.0	0.0	0.0	0.0	0.0	0.0	0.0	0.0	0.0	0.0	0.0
Gas Plant	0.0	0.0	0.0	0.0	0.0	0.0	0.0	0.0	0.0	0.0	0.0	0.0	0.0
Injection Facility	0.0	0.0	0.0	0.0	0.0	0.0	0.0	0.0	0.0	0.0	0.0	0.0	0.0
Meter Station	579.9	528.4	571.6	570.3	662.7	656.3	732.5	681.6	771.9	673.6	459.6	1,157.9	8,046.3
Other	0.0	0.0	0.0	0.0	0.0	0.0	0.0	0.0	0.0	0.0	0.0	0.0	0.0
Alberta Commercial	0.0	0.0	0.0	0.0	0.0	0.0	0.0	0.0	0.0	0.0	0.0	0.0	0.0
Alberta Industrial	0.0	0.0	0.0	0.0	0.0	0.0	0.0	0.0	0.0	0.0	0.0	0.0	0.0
Alberta Residential	0.0	0.0	0.0	0.0	0.0	0.0	0.0	0.0	0.0	0.0	0.0	0.0	0.0
Alberta Elec.Generation	0.0	0.0	0.0	0.0	0.0	0.0	0.0	0.0	0.0	0.0	0.0	0.0	0.0
Shrinkage													
Acid Gas	0.0	0.0	0.0	0.0	0.0	0.0	0.0	0.0	0.0	0.0	0.0	0.0	0.0
Other products	11.2	11.6	15.6	10.6	10.3	9.6	16.0	18.4	17.9	11.2	8.4	10.4	151.2
Fuel	123.8	106.3	110.4	98.0	99.0	90.0	101.4	93.1	97.3	102.2	103.3	120.5	1,245.3
Flared	0.8	0.3	0.3	0.3	0.3	0.3	0.3	0.3	0.3	1.3	0.3	4.3	9.1
Vented	0.0	0.0	0.0	0.0	0.1	0.0	0.2	0.1	0.0	0.1	0.1	0.0	0.6
Diff and Other	93.7	29.6	51.9	56.1	18.2	132.9	17.4	-19.1	-13.8	-19.3	58.1	-34.5	371.2
Process and Frac													
Pentanes Plus	8.9	9.9	22.8	0.0	7.4	1.1	0.0	8.2	1.2	0.0	0.0	8.4	67.9
Propane	0.0	0.0	0.0	0.0	0.0	0.0	0.0	0.0	0.0	0.0	0.0	0.0	0.0
Butanes	0.0	0.0	0.0	0.0	0.0	0.0	0.0	0.0	0.0	0.0	0.0	0.0	0.0
Ethane	0.0	0.0	0.0	0.0	0.0	0.0	0.0	0.0	0.0	0.0	0.0	0.0	0.0
NGL	42.7	43.7	49.9	48.4	38.2	42.1	70.5	75.2	78.5	50.4	27.8	39.9	607.3
Sulphur	0.0	0.0	0.0	0.0	0.0	0.0	0.0	0.0	0.0	0.0	0.0	0.0	0.0
Sulphur Closing Inv	0.0	0.0	0.0	0.0	0.0	0.0	0.0	0.0	0.0	0.0	0.0	0.0	0.0

Unit of Measurement: Gas and Gas equivalent products: 1000m3, Liquids: m3, Sulphur: MTS

Monthly Gas Plant Receipts, Dispositions and Process

VPR6200

Facility ID ABGP0001898

Facility Name HUSKY GOODLOW 2-33

Facility Licence # 16913

Facility Operator OR46 HUSKY

Production Month	201701	201702	201703	201704	201705	201706	201707	201708	201709	201710	201711	201712	Totals
						SHUTIN	SHUTIN	SHUTIN	SHUTIN	SHUTIN	SHUTIN	SHUTIN	
Receipts													
Receipts from Alberta Facilities	60.2	53.5	52.6	17.1	47.8	0.0	0.0	0.0	0.0	0.0	0.0	0.0	231.2
Receipts from Non-Alberta Facilities	0.0	0.0	0.0	0.0	0.0	0.0	0.0	0.0	0.0	0.0	0.0	0.0	0.0
Dispositions													
Disposition													
Battery	0.0	0.0	0.0	0.0	0.0	0.0	0.0	0.0	0.0	0.0	0.0	0.0	0.0
Gas Gathering System	0.0	0.0	0.0	0.0	0.0	0.0	0.0	0.0	0.0	0.0	0.0	0.0	0.0
Gas Plant	0.0	0.0	0.0	0.0	0.0	0.0	0.0	0.0	0.0	0.0	0.0	0.0	0.0
Injection Facility	0.0	0.0	0.0	0.0	0.0	0.0	0.0	0.0	0.0	0.0	0.0	0.0	0.0
Meter Station	0.0	0.0	0.0	0.0	0.0	0.0	0.0	0.0	0.0	0.0	0.0	0.0	0.0
Other	0.0	0.0	0.0	0.0	0.0	0.0	0.0	0.0	0.0	0.0	0.0	0.0	0.0
Alberta Commercial	0.0	0.0	0.0	0.0	0.0	0.0	0.0	0.0	0.0	0.0	0.0	0.0	0.0
Alberta Industrial	0.0	0.0	0.0	0.0	0.0	0.0	0.0	0.0	0.0	0.0	0.0	0.0	0.0
Alberta Residential	60.2	0.0	0.0	0.0	0.0	0.0	0.0	0.0	0.0	0.0	0.0	0.0	60.2
Alberta Elec.Generation	0.0	0.0	0.0	0.0	0.0	0.0	0.0	0.0	0.0	0.0	0.0	0.0	0.0
Shrinkage													
Acid Gas	0.0	0.0	0.0	0.0	0.0	0.0	0.0	0.0	0.0	0.0	0.0	0.0	0.0
Other products	0.0	0.0	0.0	0.0	0.0	0.0	0.0	0.0	0.0	0.0	0.0	0.0	0.0
Fuel	0.0	53.5	52.6	17.1	47.8	0.0	0.0	0.0	0.0	0.0	0.0	0.0	171.0
Flared	0.0	0.0	0.0	0.0	0.0	0.0	0.0	0.0	0.0	0.0	0.0	0.0	0.0
Vented	0.0	0.0	0.0	0.0	0.0	0.0	0.0	0.0	0.0	0.0	0.0	0.0	0.0
Diff and Other	0.0	0.0	0.0	0.0	0.0	0.0	0.0	0.0	0.0	0.0	0.0	0.0	0.0
Process and Frac													
Pentanes Plus	0.0	0.0	0.0	0.0	0.0	0.0	0.0	0.0	0.0	0.0	0.0	0.0	0.0
Propane	0.0	0.0	0.0	0.0	0.0	0.0	0.0	0.0	0.0	0.0	0.0	0.0	0.0
Butanes	0.0	0.0	0.0	0.0	0.0	0.0	0.0	0.0	0.0	0.0	0.0	0.0	0.0
Ethane	0.0	0.0	0.0	0.0	0.0	0.0	0.0	0.0	0.0	0.0	0.0	0.0	0.0
NGL	0.0	0.0	0.0	0.0	0.0	0.0	0.0	0.0	0.0	0.0	0.0	0.0	0.0
Sulphur	0.0	0.0	0.0	0.0	0.0	0.0	0.0	0.0	0.0	0.0	0.0	0.0	0.0
Sulphur Closing Inv	0.0	0.0	0.0	0.0	0.0	0.0	0.0	0.0	0.0	0.0	0.0	0.0	0.0

VPR6200

Facility ID ABGP0001960

Facility Name CASCADE VALHALLA

Facility Licence # 15862

Facility Operator A2TG TQN

Production Month	201701	201702	201703	201704	201705	201706	201707	201708	201709	201710	201711	201712	Totals
Receipts													
Receipts from Alberta Facilities	10,336.3	9,818.7	10,545.9	10,297.7	10,411.1	7,514.5	9,833.6	8,942.5	8,483.8	2,059.1	8,884.5	9,439.2	106,566.9
Receipts from Non-Alberta Facilities	0.0	0.0	0.0	0.0	0.0	0.0	0.0	0.0	0.0	0.0	0.0	0.0	0.0
Dispositions													
Disposition													
Battery	0.0	255.3	0.0	0.0	0.0	0.0	0.0	0.0	0.0	0.0	0.0	0.0	255.3
Gas Gathering System	0.0	0.0	0.0	0.0	0.0	0.0	0.0	0.0	0.0	0.0	0.0	0.0	0.0
Gas Plant	0.0	0.0	0.0	0.0	0.0	0.0	0.0	0.0	0.0	0.0	0.0	0.0	0.0
Injection Facility	0.0	0.0	0.0	0.0	0.0	0.0	0.0	0.0	0.0	0.0	0.0	0.0	0.0
Meter Station	9,419.1	8,656.4	9,411.8	9,102.1	9,229.0	6,961.0	9,060.0	8,170.0	7,725.0	1,878.0	8,135.0	8,641.0	96,388.4
Other	0.0	0.0	0.0	0.0	0.0	0.0	0.0	0.0	0.0	0.0	0.0	0.0	0.0
Alberta Commercial	0.0	0.0	0.0	0.0	0.0	0.0	0.0	0.0	0.0	0.0	0.0	0.0	0.0
Alberta Industrial	0.0	0.0	0.0	0.0	0.0	0.0	0.0	0.0	0.0	0.0	0.0	0.0	0.0
Alberta Residential	0.0	0.0	0.0	0.0	0.0	0.0	0.0	0.0	0.0	0.0	0.0	0.0	0.0
Alberta Elec.Generation	0.0	0.0	0.0	0.0	0.0	0.0	0.0	0.0	0.0	0.0	0.0	0.0	0.0
Shrinkage													
Acid Gas	119.8	111.9	123.1	118.1	114.9	77.6	92.6	93.7	103.0	17.2	82.2	86.6	1,140.7
Other products	106.1	94.3	105.0	102.7	125.8	88.3	134.8	112.7	110.4	24.6	97.1	98.9	1,200.7
Fuel	570.2	525.7	540.7	548.0	517.7	346.4	471.3	478.9	441.5	120.0	526.7	551.1	5,638.2
Flared	4.9	3.8	3.2	3.0	3.9	18.9	2.5	1.1	36.8	3.9	26.4	2.5	110.9
Vented	0.4	0.1	0.2	1.2	0.2	0.7	0.3	0.4	0.1	0.3	0.4	0.2	4.5
Diff and Other	115.8	171.2	361.9	422.6	419.6	21.6	72.1	85.7	67.0	15.1	16.7	58.9	1,828.2
Process and Frac													
Pentanes Plus	151.4	110.0	107.6	96.0	118.6	69.8	120.4	60.6	105.4	37.4	134.2	130.2	1,241.6
Propane	0.0	0.0	0.0	0.0	0.0	0.0	0.0	0.0	0.0	0.0	0.0	0.0	0.0
Butanes	0.0	0.0	0.0	0.0	0.0	0.0	0.0	0.0	0.0	0.0	0.0	0.0	0.0
Ethane	0.0	0.0	0.0	0.0	0.0	0.0	0.0	0.0	0.0	0.0	0.0	0.0	0.0
NGL	330.0	308.6	355.1	361.9	444.9	327.5	483.5	444.7	389.3	73.6	305.2	314.6	4,138.9
Sulphur	0.0	0.0	0.0	0.0	0.0	0.0	0.0	0.0	0.0	0.0	0.0	0.0	0.0
Sulphur Closing Inv	0.0	0.0	0.0	0.0	0.0	0.0	0.0	0.0	0.0	0.0	0.0	0.0	0.0

Unit of Measurement: Gas and Gas equivalent products: 1000m3, Liquids: m3, Sulphur: MTS

VPR6200

Facility ID ABGP0001970

Facility Name BURLINGTON SAND CREEK

Facility Licence # 9791

Facility Operator A5D4 CVE

Production Month	201701	201702	201703	201704	201705	201706	201707	201708	201709	201710	201711	201712	Totals
Receipts													
Receipts from Alberta Facilities	42,038.5	37,851.3	38,396.2	40,093.9	42,369.6	40,936.5	41,123.8	42,082.6	28,190.1	40,776.0	37,783.2	42,713.3	474,355.0
Receipts from Non-Alberta Facilities	0.0	0.0	0.0	0.0	0.0	0.0	0.0	0.0	0.0	0.0	0.0	0.0	0.0
Dispositions													
Disposition													
Battery	0.0	0.0	0.0	0.0	0.0	0.0	0.0	0.0	0.0	0.0	0.0	0.0	0.0
Gas Gathering System	0.0	0.0	0.0	0.0	0.0	0.0	0.0	0.0	0.0	0.0	0.0	0.0	0.0
Gas Plant	0.0	0.0	0.0	0.0	0.0	0.0	0.0	0.0	0.0	0.0	0.0	0.0	0.0
Injection Facility	70.7	0.0	0.0	0.0	0.0	0.0	0.0	0.0	0.0	0.0	0.0	0.0	70.7
Meter Station	38,102.9	34,649.8	34,925.8	36,844.7	38,456.8	37,323.7	37,964.0	38,431.0	27,160.9	37,285.5	33,765.0	38,735.1	433,645.2
Other	0.0	0.0	0.0	0.0	0.0	0.0	0.0	0.0	0.0	0.0	0.0	0.0	0.0
Alberta Commercial	0.0	0.0	0.0	0.0	0.0	0.0	0.0	0.0	0.0	0.0	0.0	0.0	0.0
Alberta Industrial	0.0	0.0	0.0	0.0	0.0	0.0	0.0	0.0	0.0	0.0	0.0	0.0	0.0
Alberta Residential	0.0	0.0	0.0	0.0	0.0	0.0	0.0	0.0	0.0	0.0	0.0	0.0	0.0
Alberta Elec.Generation	0.0	0.0	0.0	0.0	0.0	0.0	0.0	0.0	0.0	0.0	0.0	0.0	0.0
Shrinkage													
Acid Gas	0.0	0.0	0.0	0.0	0.0	0.0	0.0	0.0	0.0	0.0	0.0	0.0	0.0
Other products	3,561.6	2,742.1	3,104.3	2,935.0	3,103.6	2,877.4	2,865.9	2,966.1	2,206.1	3,119.4	3,187.2	3,451.2	36,119.9
Fuel	746.3	643.7	813.4	655.9	633.9	601.4	614.0	617.5	446.6	775.4	788.3	917.8	8,254.2
Flared	0.2	0.1	0.3	0.4	4.8	0.0	0.3	0.0	5.5	0.0	0.3	1.2	13.1
Vented	6.6	5.3	5.9	5.5	6.1	5.7	5.7	1.2	0.7	1.4	1.0	1.4	46.5
Diff and Other	-449.8	-189.7	-453.5	-347.6	164.4	128.3	-326.1	66.8	-1,629.7	-405.7	41.4	-393.4	-3,794.6
Process and Frac													
Pentanes Plus	2,586.7	2,368.8	2,368.5	2,637.9	2,792.0	2,532.2	2,582.4	2,659.8	1,871.2	2,529.7	2,375.5	3,158.9	30,463.6
Propane	0.0	0.0	0.0	0.0	0.0	0.0	0.0	0.0	0.0	0.0	0.0	0.0	0.0
Butanes	0.0	0.0	0.0	0.0	0.0	0.0	0.0	0.0	0.0	0.0	0.0	0.0	0.0
Ethane	0.0	0.0	0.0	0.0	0.0	0.0	0.0	0.0	0.0	0.0	0.0	0.0	0.0
NGL	11,473.7	8,586.1	9,911.3	9,064.8	9,584.6	8,964.6	8,889.3	9,187.9	6,950.8	9,877.9	10,209.7	10,576.1	113,276.8
Sulphur	0.0	0.0	0.0	0.0	0.0	0.0	0.0	0.0	0.0	0.0	0.0	0.0	0.0
Sulphur Closing Inv	0.0	0.0	0.0	0.0	0.0	0.0	0.0	0.0	0.0	0.0	0.0	0.0	0.0

Unit of Measurement: Gas and Gas equivalent products: 1000m3, Liquids: m3, Sulphur: MTS

VPR6200
Facility ID ABGP0001997

Facility Name CECIL NORTH 16-4-85-8w6

Facility Licence # 17060

Facility Operator OHE9 CNRL

Production Month	201701	201702	201703	201704	201705	201706	201707	201708	201709	201710	201711	201712	Totals
Receipts													
Receipts from Alberta Facilities	2,615.6	2,477.7	2,898.6	2,623.4	2,598.9	2,451.1	2,764.1	2,723.7	2,889.9	2,804.8	2,489.6	2,557.0	31,894.4
Receipts from Non-Alberta Facilities	0.0	0.0	0.0	0.0	0.0	0.0	0.0	0.0	0.0	0.0	0.0	0.0	0.0
Dispositions													
Disposition													
Battery	0.0	0.0	0.0	0.0	0.0	0.0	0.0	0.0	0.0	14.3	18.0	19.8	52.1
Gas Gathering System	0.0	0.0	0.0	0.0	0.0	0.0	0.0	0.0	0.0	0.0	0.0	0.0	0.0
Gas Plant	0.0	0.0	0.0	0.0	0.0	0.0	0.0	0.0	0.0	0.0	0.0	0.0	0.0
Injection Facility	0.0	0.0	0.0	0.0	0.0	0.0	0.0	0.0	0.0	0.0	0.0	0.0	0.0
Meter Station	2,266.2	2,191.4	2,612.3	2,343.1	2,323.8	2,199.0	2,455.8	2,433.9	2,557.8	2,498.9	2,229.0	2,264.8	28,376.0
Other	0.0	0.0	0.0	0.0	0.0	0.0	0.0	0.0	0.0	0.0	0.0	0.0	0.0
Alberta Commercial	0.0	0.0	0.0	0.0	0.0	0.0	0.0	0.0	0.0	0.0	0.0	0.0	0.0
Alberta Industrial	0.0	0.0	0.0	0.0	0.0	0.0	0.0	0.0	0.0	0.0	0.0	0.0	0.0
Alberta Residential	0.0	0.0	0.0	0.0	0.0	0.0	0.0	0.0	0.0	0.0	0.0	0.0	0.0
Alberta Elec.Generation	0.0	0.0	0.0	0.0	0.0	0.0	0.0	0.0	0.0	0.0	0.0	0.0	0.0
Shrinkage													
Acid Gas	22.2	18.8	22.6	20.9	24.1	26.8	28.0	26.6	26.8	24.9	17.1	82.0	340.8
Other products	14.1	13.5	16.6	14.7	17.1	18.8	18.5	18.2	19.9	19.2	17.9	17.5	206.0
Fuel	220.7	205.7	235.9	234.4	242.9	215.7	238.5	228.9	240.6	249.0	234.0	245.0	2,791.3
Flared	1.0	2.1	1.2	0.5	5.7	5.8	9.0	1.7	4.0	3.3	6.8	2.8	43.9
Vented	0.1	0.2	0.1	0.1	0.0	0.1	0.1	0.1	0.1	0.1	0.1	0.0	1.1
Diff and Other	91.3	46.0	9.9	9.7	-14.7	-15.1	14.2	14.3	40.7	-4.9	-33.3	-74.9	83.2
Process and Frac													
Pentanes Plus	68.0	65.5	80.5	71.2	82.5	91.0	89.4	88.3	96.1	93.1	86.4	84.8	996.8
Propane	0.0	0.0	0.0	0.0	0.0	0.0	0.0	0.0	0.0	0.0	0.0	0.0	0.0
Butanes	0.0	0.0	0.0	0.0	0.0	0.0	0.0	0.0	0.0	0.0	0.0	0.0	0.0
Ethane	0.0	0.0	0.0	0.0	0.0	0.0	0.0	0.0	0.0	0.0	0.0	0.0	0.0
NGL	0.0	0.0	0.0	0.0	0.0	0.0	0.0	0.0	0.0	0.0	0.0	0.0	0.0
Sulphur	0.0	0.0	0.0	0.0	0.0	0.0	0.0	0.0	0.0	0.0	0.0	0.0	0.0
Sulphur Closing Inv	0.0	0.0	0.0	0.0	0.0	0.0	0.0	0.0	0.0	0.0	0.0	0.0	0.0

Unit of Measurement: Gas and Gas equivalent products: 1000m3, Liquids: m3, Sulphur: MTS

VPR6200
Facility ID ABGP0079080

Facility Name ALTAGAS DEL BONITA GAS PLANT

Facility Licence # 28085

Facility Operator A1BB GRYPHON

Production Month	201701	201702	201703	201704	201705	201706	201707	201708	201709	201710	201711	201712	Totals
				SHUTIN	SHUTIN	SHUTIN	SHUTIN						
Receipts													
Receipts from Alberta Facilities	45.0	41.7	27.0	23.3	0.0	0.0	0.0	0.0	0.0	0.0	0.0	0.0	137.0
Receipts from Non-Alberta Facilities	0.0	0.0	0.0	0.0	0.0	0.0	0.0	0.0	0.0	0.0	0.0	0.0	0.0
Dispositions													
Disposition Battery	0.0	0.0	0.0	0.0	0.0	0.0	0.0	0.0	0.0	0.0	0.0	0.0	0.0
Gas Gathering System	20.0	17.7	0.0	0.0	0.0	0.0	0.0	0.0	0.0	0.0	0.0	0.0	37.7
Gas Plant	0.0	0.0	0.0	0.0	0.0	0.0	0.0	0.0	0.0	0.0	0.0	0.0	0.0
Injection Facility	0.0	0.0	0.0	0.0	0.0	0.0	0.0	0.0	0.0	0.0	0.0	0.0	0.0
Meter Station	0.0	0.0	0.0	0.0	0.0	0.0	0.0	0.0	0.0	0.0	0.0	0.0	0.0
Other	0.0	0.0	0.0	0.0	0.0	0.0	0.0	0.0	0.0	0.0	0.0	0.0	0.0
Alberta Commercial	0.0	0.0	0.0	0.0	0.0	0.0	0.0	0.0	0.0	0.0	0.0	0.0	0.0
Alberta Industrial	0.0	0.0	0.0	0.0	0.0	0.0	0.0	0.0	0.0	0.0	0.0	0.0	0.0
Alberta Residential	0.0	0.0	0.0	0.0	0.0	0.0	0.0	0.0	0.0	0.0	0.0	0.0	0.0
Alberta Elec.Generation	0.0	0.0	0.0	0.0	0.0	0.0	0.0	0.0	0.0	0.0	0.0	0.0	0.0
Shrinkage Acid Gas	0.0	0.0	0.0	0.0	0.0	0.0	0.0	0.0	0.0	0.0	0.0	0.0	0.0
Other products	0.0	0.0	0.0	0.0	0.0	0.0	0.0	0.0	0.0	0.0	0.0	0.0	0.0
Fuel	25.0	24.0	27.0	23.3	0.0	0.0	0.0	0.0	0.0	0.0	0.0	0.0	99.3
Flared	0.0	0.0	0.0	0.0	0.0	0.0	0.0	0.0	0.0	0.0	0.0	0.0	0.0
Vented	0.0	0.0	0.0	0.0	0.0	0.0	0.0	0.0	0.0	0.0	0.0	0.0	0.0
Diff and Other	0.0	0.0	0.0	0.0	0.0	0.0	0.0	0.0	0.0	0.0	0.0	0.0	0.0
Process and Frac													
Pentanes Plus	0.0	0.0	0.0	0.0	0.0	0.0	0.0	0.0	0.0	0.0	0.0	0.0	0.0
Propane	0.0	0.0	0.0	0.0	0.0	0.0	0.0	0.0	0.0	0.0	0.0	0.0	0.0
Butanes	0.0	0.0	0.0	0.0	0.0	0.0	0.0	0.0	0.0	0.0	0.0	0.0	0.0
Ethane	0.0	0.0	0.0	0.0	0.0	0.0	0.0	0.0	0.0	0.0	0.0	0.0	0.0
NGL	0.0	0.0	0.0	0.0	0.0	0.0	0.0	0.0	0.0	0.0	0.0	0.0	0.0
Sulphur	0.0	0.0	0.0	0.0	0.0	0.0	0.0	0.0	0.0	0.0	0.0	0.0	0.0
Sulphur Closing Inv	0.0	0.0	0.0	0.0	0.0	0.0	0.0	0.0	0.0	0.0	0.0	0.0	0.0

Unit of Measurement: Gas and Gas equivalent products: 1000m3, Liquids: m3, Sulphur: MTS

VPR6200

Facility ID ABGP0082273

Facility Name CYRIES BILBO 02/16-28-64-6W6

Facility Licence # 31472

Facility Operator OZOH

Production Month	201701	201702	201703	201704	201705	201706	201707	201708	201709	201710	201711	201712	Totals
	SHUTIN	SHUTIN	SHUTIN										
Receipts													
Receipts from Alberta Facilities	0.0	0.0	0.0	0.0	0.0	0.0	0.0	0.0	0.0	0.0	0.0	0.0	0.0
Receipts from Non-Alberta Facilities	0.0	0.0	0.0	0.0	0.0	0.0	0.0	0.0	0.0	0.0	0.0	0.0	0.0
Dispositions													
Disposition													
Battery	0.0	0.0	0.0	0.0	0.0	0.0	0.0	0.0	0.0	0.0	0.0	0.0	0.0
Gas Gathering System	0.0	0.0	0.0	0.0	0.0	0.0	0.0	0.0	0.0	0.0	0.0	0.0	0.0
Gas Plant	0.0	0.0	0.0	0.0	0.0	0.0	0.0	0.0	0.0	0.0	0.0	0.0	0.0
Injection Facility	0.0	0.0	0.0	0.0	0.0	0.0	0.0	0.0	0.0	0.0	0.0	0.0	0.0
Meter Station	0.0	0.0	0.0	0.0	0.0	0.0	0.0	0.0	0.0	0.0	0.0	0.0	0.0
Other	0.0	0.0	0.0	0.0	0.0	0.0	0.0	0.0	0.0	0.0	0.0	0.0	0.0
Alberta Commercial	0.0	0.0	0.0	0.0	0.0	0.0	0.0	0.0	0.0	0.0	0.0	0.0	0.0
Alberta Industrial	0.0	0.0	0.0	0.0	0.0	0.0	0.0	0.0	0.0	0.0	0.0	0.0	0.0
Alberta Residential	0.0	0.0	0.0	0.0	0.0	0.0	0.0	0.0	0.0	0.0	0.0	0.0	0.0
Alberta Elec.Generation	0.0	0.0	0.0	0.0	0.0	0.0	0.0	0.0	0.0	0.0	0.0	0.0	0.0
Shrinkage													
Acid Gas	0.0	0.0	0.0	0.0	0.0	0.0	0.0	0.0	0.0	0.0	0.0	0.0	0.0
Other products	0.0	0.0	0.0	0.0	0.0	0.0	0.0	0.0	0.0	0.0	0.0	0.0	0.0
Fuel	0.0	0.0	0.0	0.0	0.0	0.0	0.0	0.0	0.0	0.0	0.0	0.0	0.0
Flared	0.0	0.0	0.0	0.0	0.0	0.0	0.0	0.0	0.0	0.0	0.0	0.0	0.0
Vented	0.0	0.0	0.0	0.0	0.0	0.0	0.0	0.0	0.0	0.0	0.0	0.0	0.0
Diff and Other	0.0	0.0	0.0	0.0	0.0	0.0	0.0	0.0	0.0	0.0	0.0	0.0	0.0
Process and Frac													
Pentanes Plus	0.0	0.0	0.0	0.0	0.0	0.0	0.0	0.0	0.0	0.0	0.0	0.0	0.0
Propane	0.0	0.0	0.0	0.0	0.0	0.0	0.0	0.0	0.0	0.0	0.0	0.0	0.0
Butanes	0.0	0.0	0.0	0.0	0.0	0.0	0.0	0.0	0.0	0.0	0.0	0.0	0.0
Ethane	0.0	0.0	0.0	0.0	0.0	0.0	0.0	0.0	0.0	0.0	0.0	0.0	0.0
NGL	0.0	0.0	0.0	0.0	0.0	0.0	0.0	0.0	0.0	0.0	0.0	0.0	0.0
Sulphur	0.0	0.0	0.0	0.0	0.0	0.0	0.0	0.0	0.0	0.0	0.0	0.0	0.0
Sulphur Closing Inv	0.0	0.0	0.0	0.0	0.0	0.0	0.0	0.0	0.0	0.0	0.0	0.0	0.0

VPR6200

Facility ID ABGP0086768

Facility Name KETTLE RIVER 15-14-83-5W4

Facility Licence # 16879

Facility Operator OHE9 CNRL

Production Month	201701	201702	201703	201704	201705	201706	201707	201708	201709	201710	201711	201712	Totals
Receipts													
Receipts from Alberta Facilities	2,294.6	2,117.1	2,362.8	2,351.3	2,361.7	2,249.8	2,362.2	2,370.8	2,295.8	2,349.4	2,147.0	2,448.0	27,710.5
Receipts from Non-Alberta Facilities	0.0	0.0	0.0	0.0	0.0	0.0	0.0	0.0	0.0	0.0	0.0	0.0	0.0
Dispositions													
Disposition													
Battery	0.0	0.0	0.0	0.0	0.0	0.0	0.0	0.0	0.0	0.0	0.0	0.0	0.0
Gas Gathering System	0.0	0.0	0.0	0.0	0.0	0.0	0.0	0.0	0.0	0.0	0.0	0.0	0.0
Gas Plant	0.0	0.0	0.0	0.0	0.0	0.0	0.0	0.0	0.0	0.0	0.0	0.0	0.0
Injection Facility	0.0	0.0	0.0	0.0	0.0	0.0	0.0	0.0	0.0	0.0	0.0	0.0	0.0
Meter Station	1,975.5	1,837.2	2,062.4	2,069.8	2,108.4	2,013.9	2,140.1	2,144.8	2,036.0	2,064.4	1,805.9	2,074.5	24,332.9
Other	0.0	0.0	0.0	0.0	0.0	0.0	0.0	0.0	0.0	0.0	0.0	0.0	0.0
Alberta Commercial	0.0	0.0	0.0	0.0	0.0	0.0	0.0	0.0	0.0	0.0	0.0	0.0	0.0
Alberta Industrial	0.0	0.0	0.0	0.0	0.0	0.0	0.0	0.0	0.0	0.0	0.0	0.0	0.0
Alberta Residential	0.0	0.0	0.0	0.0	0.0	0.0	0.0	0.0	0.0	0.0	0.0	0.0	0.0
Alberta Elec.Generation	0.0	0.0	0.0	0.0	0.0	0.0	0.0	0.0	0.0	0.0	0.0	0.0	0.0
Shrinkage													
Acid Gas	0.0	0.0	0.0	0.0	0.0	0.0	0.0	0.0	0.0	0.0	0.0	0.0	0.0
Other products	0.0	0.0	0.0	0.0	0.0	0.0	0.0	0.0	0.0	0.0	0.0	0.0	0.0
Fuel	325.8	293.2	317.7	296.5	269.3	259.2	273.2	269.7	258.7	280.7	296.2	308.5	3,448.7
Flared	10.0	10.5	1.9	0.1	4.0	0.9	0.9	2.0	3.2	3.2	5.0	3.5	45.2
Vented	0.0	0.0	0.0	0.0	0.0	0.0	0.0	0.0	0.0	0.0	0.0	0.0	0.0
Diff and Other	-16.7	-23.8	-19.2	-15.1	-20.0	-24.2	-52.0	-45.7	-2.1	1.1	39.9	61.5	-116.3
Process and Frac													
Pentanes Plus	0.0	0.0	0.0	0.0	0.0	0.0	0.0	0.0	0.0	0.0	0.0	0.0	0.0
Propane	0.0	0.0	0.0	0.0	0.0	0.0	0.0	0.0	0.0	0.0	0.0	0.0	0.0
Butanes	0.0	0.0	0.0	0.0	0.0	0.0	0.0	0.0	0.0	0.0	0.0	0.0	0.0
Ethane	0.0	0.0	0.0	0.0	0.0	0.0	0.0	0.0	0.0	0.0	0.0	0.0	0.0
NGL	0.0	0.0	0.0	0.0	0.0	0.0	0.0	0.0	0.0	0.0	0.0	0.0	0.0
Sulphur	0.0	0.0	0.0	0.0	0.0	0.0	0.0	0.0	0.0	0.0	0.0	0.0	0.0
Sulphur Closing Inv	0.0	0.0	0.0	0.0	0.0	0.0	0.0	0.0	0.0	0.0	0.0	0.0	0.0

Unit of Measurement: Gas and Gas equivalent products: 1000m3, Liquids: m3, Sulphur: MTS

VPR6200

Facility ID ABGP0086769

Facility Name Cowpar 11-19-80-4w4

Facility Licence # 23781

Facility Operator OHE9 CNRL

Production Month	201701	201702	201703	201704	201705	201706	201707	201708	201709	201710	201711	201712	Totals
				SHUTIN	SHUTIN	SHUTIN							
Receipts													
Receipts from Alberta Facilities	6.5	2.0	1.7	0.0	0.0	0.0	0.0	0.0	0.0	0.0	0.0	0.0	10.2
Receipts from Non-Alberta Facilities	0.0	0.0	0.0	0.0	0.0	0.0	0.0	0.0	0.0	0.0	0.0	0.0	0.0
Dispositions													
Disposition Battery	0.0	0.0	0.0	0.0	0.0	0.0	0.0	0.0	0.0	0.0	0.0	0.0	0.0
Gas Gathering System	0.0	0.0	0.0	0.0	0.0	0.0	0.0	0.0	0.0	0.0	0.0	0.0	0.0
Gas Plant	0.0	0.0	0.0	0.0	0.0	0.0	0.0	0.0	0.0	0.0	0.0	0.0	0.0
Injection Facility	0.0	0.0	0.0	0.0	0.0	0.0	0.0	0.0	0.0	0.0	0.0	0.0	0.0
Meter Station	0.0	0.0	0.0	0.0	0.0	0.0	0.0	0.0	0.0	0.0	0.0	0.0	0.0
Other	0.0	0.0	0.0	0.0	0.0	0.0	0.0	0.0	0.0	0.0	0.0	0.0	0.0
Alberta Commercial	0.0	0.0	0.0	0.0	0.0	0.0	0.0	0.0	0.0	0.0	0.0	0.0	0.0
Alberta Industrial	0.0	0.0	0.0	0.0	0.0	0.0	0.0	0.0	0.0	0.0	0.0	0.0	0.0
Alberta Residential	0.0	0.0	0.0	0.0	0.0	0.0	0.0	0.0	0.0	0.0	0.0	0.0	0.0
Alberta Elec.Generation	0.0	0.0	0.0	0.0	0.0	0.0	0.0	0.0	0.0	0.0	0.0	0.0	0.0
Shrinkage Acid Gas	0.0	0.0	0.0	0.0	0.0	0.0	0.0	0.0	0.0	0.0	0.0	0.0	0.0
Other products	0.0	0.0	0.0	0.0	0.0	0.0	0.0	0.0	0.0	0.0	0.0	0.0	0.0
Fuel	6.5	2.0	1.7	0.0	0.0	0.0	0.0	0.0	0.0	0.0	0.0	0.0	10.2
Flared	0.0	0.0	0.0	0.0	0.0	0.0	0.0	0.0	0.0	0.0	0.0	0.0	0.0
Vented	0.0	0.0	0.0	0.0	0.0	0.0	0.0	0.0	0.0	0.0	0.0	0.0	0.0
Diff and Other	0.0	0.0	0.0	0.0	0.0	0.0	0.0	0.0	0.0	0.0	0.0	0.0	0.0
Process and Frac													
Pentanes Plus	0.0	0.0	0.0	0.0	0.0	0.0	0.0	0.0	0.0	0.0	0.0	0.0	0.0
Propane	0.0	0.0	0.0	0.0	0.0	0.0	0.0	0.0	0.0	0.0	0.0	0.0	0.0
Butanes	0.0	0.0	0.0	0.0	0.0	0.0	0.0	0.0	0.0	0.0	0.0	0.0	0.0
Ethane	0.0	0.0	0.0	0.0	0.0	0.0	0.0	0.0	0.0	0.0	0.0	0.0	0.0
NGL	0.0	0.0	0.0	0.0	0.0	0.0	0.0	0.0	0.0	0.0	0.0	0.0	0.0
Sulphur	0.0	0.0	0.0	0.0	0.0	0.0	0.0	0.0	0.0	0.0	0.0	0.0	0.0
Sulphur Closing Inv	0.0	0.0	0.0	0.0	0.0	0.0	0.0	0.0	0.0	0.0	0.0	0.0	

Unit of Measurement: Gas and Gas equivalent products: 1000m3, Liquids: m3, Sulphur: MTS

VPR6200

Facility ID ABGP0088160

Facility Name ALTAGAS PRINCESS

Facility Licence # 34290

Facility Operator A0TK

Production Month	201701	201702	201703	201704	201705	201706	201707	201708	201709	201710	201711	201712	Totals
SHUTIN													
Receipts													
Receipts from Alberta Facilities	0.0	0.0	0.0	0.0	0.0	0.0	0.0	0.0	0.0	0.0	0.0	0.0	0.0
Receipts from Non-Alberta Facilities	0.0	0.0	0.0	0.0	0.0	0.0	0.0	0.0	0.0	0.0	0.0	0.0	0.0
Dispositions													
Disposition Battery	0.0	0.0	0.0	0.0	0.0	0.0	0.0	0.0	0.0	0.0	0.0	0.0	0.0
Gas Gathering System	0.0	0.0	0.0	0.0	0.0	0.0	0.0	0.0	0.0	0.0	0.0	0.0	0.0
Gas Plant	0.0	0.0	0.0	0.0	0.0	0.0	0.0	0.0	0.0	0.0	0.0	0.0	0.0
Injection Facility	0.0	0.0	0.0	0.0	0.0	0.0	0.0	0.0	0.0	0.0	0.0	0.0	0.0
Meter Station	0.0	0.0	0.0	0.0	0.0	0.0	0.0	0.0	0.0	0.0	0.0	0.0	0.0
Other	0.0	0.0	0.0	0.0	0.0	0.0	0.0	0.0	0.0	0.0	0.0	0.0	0.0
Alberta Commercial	0.0	0.0	0.0	0.0	0.0	0.0	0.0	0.0	0.0	0.0	0.0	0.0	0.0
Alberta Industrial	0.0	0.0	0.0	0.0	0.0	0.0	0.0	0.0	0.0	0.0	0.0	0.0	0.0
Alberta Residential	0.0	0.0	0.0	0.0	0.0	0.0	0.0	0.0	0.0	0.0	0.0	0.0	0.0
Alberta Elec.Generation	0.0	0.0	0.0	0.0	0.0	0.0	0.0	0.0	0.0	0.0	0.0	0.0	0.0
Shrinkage Acid Gas	0.0	0.0	0.0	0.0	0.0	0.0	0.0	0.0	0.0	0.0	0.0	0.0	0.0
Other products	0.0	0.0	0.0	0.0	0.0	0.0	0.0	0.0	0.0	0.0	0.0	0.0	0.0
Fuel	0.0	0.0	0.0	0.0	0.0	0.0	0.0	0.0	0.0	0.0	0.0	0.0	0.0
Flared	0.0	0.0	0.0	0.0	0.0	0.0	0.0	0.0	0.0	0.0	0.0	0.0	0.0
Vented	0.0	0.0	0.0	0.0	0.0	0.0	0.0	0.0	0.0	0.0	0.0	0.0	0.0
Diff and Other	0.0	0.0	0.0	0.0	0.0	0.0	0.0	0.0	0.0	0.0	0.0	0.0	0.0
Process and Frac													
Pentanes Plus	0.0	0.0	0.0	0.0	0.0	0.0	0.0	0.0	0.0	0.0	0.0	0.0	0.0
Propane	0.0	0.0	0.0	0.0	0.0	0.0	0.0	0.0	0.0	0.0	0.0	0.0	0.0
Butanes	0.0	0.0	0.0	0.0	0.0	0.0	0.0	0.0	0.0	0.0	0.0	0.0	0.0
Ethane	0.0	0.0	0.0	0.0	0.0	0.0	0.0	0.0	0.0	0.0	0.0	0.0	0.0
NGL	0.0	0.0	0.0	0.0	0.0	0.0	0.0	0.0	0.0	0.0	0.0	0.0	0.0
Sulphur	0.0	0.0	0.0	0.0	0.0	0.0	0.0	0.0	0.0	0.0	0.0	0.0	0.0
Sulphur Closing Inv	0.0	0.0	0.0	0.0	0.0	0.0	0.0	0.0	0.0	0.0	0.0	0.0	0.0

VPR6200

Facility ID ABGP0090092

Facility Name CLEAR HILLS GAS PLANT

Facility Licence # 36409

Facility Operator A0TK

Production Month		201701	201702	201703	201704	201705	201706	201707	201708	201709	201710	201711	201712	Totals
SHUTIN														
Receipts														
Receipts from Alberta Facilities		0.0	0.0	0.0	0.0	0.0	0.0	0.0	0.0	0.0	0.0	0.0	0.0	0.0
Receipts from Non-Alberta Facilities		0.0	0.0	0.0	0.0	0.0	0.0	0.0	0.0	0.0	0.0	0.0	0.0	0.0
Dispositions														
Disposition	Battery	0.0	0.0	0.0	0.0	0.0	0.0	0.0	0.0	0.0	0.0	0.0	0.0	0.0
	Gas Gathering System	0.0	0.0	0.0	0.0	0.0	0.0	0.0	0.0	0.0	0.0	0.0	0.0	0.0
	Gas Plant	0.0	0.0	0.0	0.0	0.0	0.0	0.0	0.0	0.0	0.0	0.0	0.0	0.0
	Injection Facility	0.0	0.0	0.0	0.0	0.0	0.0	0.0	0.0	0.0	0.0	0.0	0.0	0.0
	Meter Station	0.0	0.0	0.0	0.0	0.0	0.0	0.0	0.0	0.0	0.0	0.0	0.0	0.0
	Other	0.0	0.0	0.0	0.0	0.0	0.0	0.0	0.0	0.0	0.0	0.0	0.0	0.0
	Alberta Commercial	0.0	0.0	0.0	0.0	0.0	0.0	0.0	0.0	0.0	0.0	0.0	0.0	0.0
	Alberta Industrial	0.0	0.0	0.0	0.0	0.0	0.0	0.0	0.0	0.0	0.0	0.0	0.0	0.0
	Alberta Residential	0.0	0.0	0.0	0.0	0.0	0.0	0.0	0.0	0.0	0.0	0.0	0.0	0.0
	Alberta Elec.Generation	0.0	0.0	0.0	0.0	0.0	0.0	0.0	0.0	0.0	0.0	0.0	0.0	0.0
Shrinkage	Acid Gas	0.0	0.0	0.0	0.0	0.0	0.0	0.0	0.0	0.0	0.0	0.0	0.0	0.0
	Other products	0.0	0.0	0.0	0.0	0.0	0.0	0.0	0.0	0.0	0.0	0.0	0.0	0.0
Fuel		0.0	0.0	0.0	0.0	0.0	0.0	0.0	0.0	0.0	0.0	0.0	0.0	0.0
Flared		0.0	0.0	0.0	0.0	0.0	0.0	0.0	0.0	0.0	0.0	0.0	0.0	0.0
Vented		0.0	0.0	0.0	0.0	0.0	0.0	0.0	0.0	0.0	0.0	0.0	0.0	0.0
Diff and Other		0.0	0.0	0.0	0.0	0.0	0.0	0.0	0.0	0.0	0.0	0.0	0.0	0.0
Process and Frac														
Pentanes Plus		0.0	0.0	0.0	0.0	0.0	0.0	0.0	0.0	0.0	0.0	0.0	0.0	0.0
Propane		0.0	0.0	0.0	0.0	0.0	0.0	0.0	0.0	0.0	0.0	0.0	0.0	0.0
Butanes		0.0	0.0	0.0	0.0	0.0	0.0	0.0	0.0	0.0	0.0	0.0	0.0	0.0
Ethane		0.0	0.0	0.0	0.0	0.0	0.0	0.0	0.0	0.0	0.0	0.0	0.0	0.0
NGL		0.0	0.0	0.0	0.0	0.0	0.0	0.0	0.0	0.0	0.0	0.0	0.0	0.0
Sulphur		0.0	0.0	0.0	0.0	0.0	0.0	0.0	0.0	0.0	0.0	0.0	0.0	0.0
Sulphur Closing Inv		0.0	0.0	0.0	0.0	0.0	0.0	0.0	0.0	0.0	0.0	0.0	0.0	0.0

Unit of Measurement: Gas and Gas equivalent products: 1000m3, Liquids: m3, Sulphur: MTS

VPR6200
Facility ID ABGP0090799

Facility Name EAGLESHAM GP 01-25-76-01W6

Facility Licence # 36436

Facility Operator A517 LONG RUN

Production Month	201701	201702	201703	201704	201705	201706	201707	201708	201709	201710	201711	201712	Totals
Receipts													
Receipts from Alberta Facilities	997.2	928.6	1,076.3	966.6	910.5	887.0	944.6	923.1	890.9	998.5	921.9	977.7	11,422.9
Receipts from Non-Alberta Facilities	0.0	0.0	0.0	0.0	0.0	0.0	0.0	0.0	0.0	0.0	0.0	0.0	0.0
Dispositions													
Disposition													
Battery	7.3	6.6	7.3	7.3	7.3	7.1	7.3	7.3	7.1	7.3	7.1	7.1	86.1
Gas Gathering System	0.0	0.0	0.0	0.0	0.0	0.0	0.0	0.0	0.0	0.0	0.0	0.0	0.0
Gas Plant	0.0	0.0	0.0	0.0	0.0	0.0	0.0	0.0	0.0	0.0	0.0	0.0	0.0
Injection Facility	0.0	0.0	0.0	0.0	0.0	0.0	0.0	0.0	0.0	0.0	0.0	0.0	0.0
Meter Station	942.0	859.7	1,008.5	878.0	862.7	849.9	891.1	872.9	853.9	939.1	894.1	960.1	10,812.0
Other	0.0	0.0	0.0	0.0	0.0	0.0	0.0	0.0	0.0	0.0	0.0	0.0	0.0
Alberta Commercial	0.0	0.0	0.0	0.0	0.0	0.0	0.0	0.0	0.0	0.0	0.0	0.0	0.0
Alberta Industrial	0.0	0.0	0.0	0.0	0.0	0.0	0.0	0.0	0.0	0.0	0.0	0.0	0.0
Alberta Residential	0.0	0.0	0.0	0.0	0.0	0.0	0.0	0.0	0.0	0.0	0.0	0.0	0.0
Alberta Elec.Generation	0.0	0.0	0.0	0.0	0.0	0.0	0.0	0.0	0.0	0.0	0.0	0.0	0.0
Shrinkage													
Acid Gas	9.2	8.5	9.4	8.8	8.2	7.6	7.4	7.0	7.9	7.8	7.4	8.2	97.4
Other products	12.2	11.5	11.0	7.2	2.9	6.3	13.4	13.4	14.0	15.6	15.6	16.2	139.3
Fuel	53.2	48.2	50.9	47.8	42.0	39.6	0.0	39.8	0.0	40.1	17.3	51.4	430.3
Flared	0.0	0.0	0.0	0.0	0.0	0.0	0.0	0.0	0.0	0.0	0.0	0.0	0.0
Vented	0.0	0.0	0.0	0.0	0.0	0.0	0.0	0.0	0.0	0.0	0.0	0.0	0.0
Diff and Other	-26.7	-5.9	-10.8	17.5	-12.6	-23.5	25.4	-17.3	8.0	-11.4	-19.6	-65.3	-142.2
Process and Frac													
Pentanes Plus	0.0	0.0	0.0	0.0	0.0	0.0	0.0	0.0	0.0	0.0	0.0	0.0	0.0
Propane	0.0	0.0	0.0	0.0	0.0	0.0	0.0	0.0	0.0	0.0	0.0	0.0	0.0
Butanes	0.0	0.0	0.0	0.0	0.0	0.0	0.0	0.0	0.0	0.0	0.0	0.0	0.0
Ethane	0.0	0.0	0.0	0.0	0.0	0.0	0.0	0.0	0.0	0.0	0.0	0.0	0.0
NGL	54.7	50.9	48.7	32.0	12.7	28.2	60.9	60.9	62.8	69.0	68.9	72.4	622.1
Sulphur	0.0	0.0	0.0	0.0	0.0	0.0	0.0	0.0	0.0	0.0	0.0	0.0	0.0
Sulphur Closing Inv	0.0	0.0	0.0	0.0	0.0	0.0	0.0	0.0	0.0	0.0	0.0	0.0	0.0

Unit of Measurement: Gas and Gas equivalent products: 1000m3, Liquids: m3, Sulphur: MTS

VPR6200

Facility ID ABGP0095750

Facility Name BOW ISLAND 6-26-11-11w4

Facility Licence # 32416

Facility Operator OHE9 CNRL

Production Month	201701	201702	201703	201704	201705	201706	201707	201708	201709	201710	201711	201712	Totals	
Receipts														
Receipts from Alberta Facilities	327.9	304.7	321.6	278.4	192.8	237.9	274.9	190.2	253.1	215.2	270.6	318.7	3,186.0	
Receipts from Non-Alberta Facilities	0.0	0.0	0.0	0.0	0.0	0.0	0.0	0.0	0.0	0.0	0.0	0.0	0.0	
Dispositions														
Disposition	Battery	29.6	28.6	32.0	35.0	26.9	35.5	33.3	29.3	23.9	16.5	14.5	22.2	327.3
	Gas Gathering System	0.0	0.0	0.0	0.0	0.0	0.0	0.0	0.0	0.0	0.0	0.0	0.0	0.0
	Gas Plant	0.0	0.0	0.0	0.0	0.0	0.0	0.0	0.0	0.0	0.0	0.0	0.0	0.0
	Injection Facility	0.0	0.0	0.0	0.0	0.0	0.0	0.0	0.0	0.0	0.0	0.0	0.0	0.0
	Meter Station	0.0	0.0	25.5	120.1	84.6	125.7	140.1	97.5	134.4	98.7	120.9	115.1	1,062.6
	Other	0.0	0.0	0.0	0.0	0.0	0.0	0.0	0.0	0.0	0.0	0.0	0.0	0.0
	Alberta Commercial	0.0	0.0	0.0	0.0	0.0	0.0	0.0	0.0	0.0	0.0	0.0	0.0	0.0
	Alberta Industrial	0.0	0.0	0.0	0.0	0.0	0.0	0.0	0.0	0.0	0.0	0.0	0.0	0.0
	Alberta Residential	0.0	0.0	0.0	0.0	0.0	0.0	0.0	0.0	0.0	0.0	0.0	0.0	0.0
	Alberta Elec.Generation	0.0	0.0	0.0	0.0	0.0	0.0	0.0	0.0	0.0	0.0	0.0	0.0	0.0
Shrinkage	Acid Gas	21.5	20.2	21.4	19.0	12.4	16.2	17.0	13.3	16.2	14.7	17.3	17.7	206.9
	Other products	1.5	1.7	1.7	2.4	1.8	2.0	1.8	2.4	3.1	2.9	4.0	4.3	29.6
Fuel		280.4	274.1	243.7	93.5	64.1	83.9	89.5	73.0	91.8	98.2	99.2	102.8	1,594.2
Flared		0.0	0.0	0.0	0.0	11.9	17.1	6.9	9.2	27.5	24.5	4.6	17.4	119.1
Vented		0.0	0.0	0.0	0.0	0.0	0.0	0.0	0.0	0.0	0.0	0.0	0.0	0.0
Diff and Other		-5.1	-19.9	-2.7	8.4	-8.9	-42.5	-13.7	-34.5	-43.8	-40.3	10.1	39.2	-153.7
Process and Frac														
	Pentanes Plus	0.0	0.0	0.0	0.0	0.0	0.0	0.0	0.0	0.0	0.0	0.0	0.0	0.0
	Propane	0.0	0.0	0.0	0.0	0.0	0.0	0.0	0.0	0.0	0.0	0.0	0.0	0.0
	Butanes	0.0	0.0	0.0	0.0	0.0	0.0	0.0	0.0	0.0	0.0	0.0	0.0	0.0
	Ethane	0.0	0.0	0.0	0.0	0.0	0.0	0.0	0.0	0.0	0.0	0.0	0.0	0.0
	NGL	6.9	7.2	7.7	11.0	8.3	9.1	8.4	10.8	14.7	13.3	18.2	19.7	135.3
	Sulphur	0.0	0.0	0.0	0.0	0.0	0.0	0.0	0.0	0.0	0.0	0.0	0.0	0.0
	Sulphur Closing Inv	0.0	0.0	0.0	0.0	0.0	0.0	0.0	0.0	0.0	0.0	0.0	0.0	0.0

Unit of Measurement: Gas and Gas equivalent products: 1000m3, Liquids: m3, Sulphur: MTS

VPR6200

Facility ID ABGP0098678

Facility Name ADVANTAGE HILL 10-19

Facility Licence # 39494

Facility Operator A73W

Production Month	201701	201702	201703	201704	201705	201706	201707	201708	201709	201710	201711	201712	Totals
Receipts													
Receipts from Alberta Facilities	1,002.2	821.8	944.3	963.2	948.3	743.7	1,030.6	1,005.4	928.6	797.8	828.5	895.8	10,910.2
Receipts from Non-Alberta Facilities	0.0	0.0	0.0	0.0	0.0	0.0	0.0	0.0	0.0	0.0	0.0	0.0	0.0
Dispositions													
Disposition													
Battery	0.0	0.0	0.0	0.0	0.0	0.0	0.0	0.0	0.0	0.0	0.0	0.0	0.0
Gas Gathering System	0.0	0.0	0.0	0.0	0.0	0.0	0.0	0.0	0.0	0.0	0.0	0.0	0.0
Gas Plant	873.8	712.0	820.1	811.8	828.9	629.3	881.0	849.8	779.5	748.7	729.2	735.7	9,399.8
Injection Facility	0.0	0.0	0.0	0.0	0.0	0.0	0.0	0.0	0.0	0.0	0.0	0.0	0.0
Meter Station	0.0	0.0	0.0	0.0	0.0	0.0	0.0	0.0	0.0	0.0	0.0	0.0	0.0
Other	0.0	0.0	0.0	0.0	0.0	0.0	0.0	0.0	0.0	0.0	0.0	0.0	0.0
Alberta Commercial	0.0	0.0	0.0	0.0	0.0	0.0	0.0	0.0	0.0	0.0	0.0	0.0	0.0
Alberta Industrial	0.0	0.0	0.0	0.0	0.0	0.0	0.0	0.0	0.0	0.0	0.0	0.0	0.0
Alberta Residential	0.0	0.0	0.0	0.0	0.0	0.0	0.0	0.0	0.0	0.0	0.0	0.0	0.0
Alberta Elec.Generation	0.0	0.0	0.0	0.0	0.0	0.0	0.0	0.0	0.0	0.0	0.0	0.0	0.0
Shrinkage													
Acid Gas	25.7	21.4	24.6	24.7	25.6	19.5	27.4	26.6	25.8	0.0	23.9	24.6	269.8
Other products	0.0	0.0	0.0	0.0	0.0	0.0	0.0	0.0	0.0	0.0	0.0	0.0	0.0
Fuel	102.7	88.4	99.6	94.8	93.8	80.6	92.6	91.6	89.3	0.0	97.3	99.2	1,029.9
Flared	0.0	0.0	0.0	0.0	0.0	0.0	0.0	0.0	0.0	0.0	0.0	0.0	0.0
Vented	0.0	0.0	0.0	0.0	0.0	0.0	0.0	0.0	0.0	0.0	0.0	0.0	0.0
Diff and Other	0.0	0.0	0.0	31.9	0.0	14.3	29.6	37.4	34.0	49.1	-21.9	36.3	210.7
Process and Frac													
Pentanes Plus	0.0	0.0	0.0	0.0	0.0	0.0	0.0	0.0	0.0	0.0	0.0	0.0	0.0
Propane	0.0	0.0	0.0	0.0	0.0	0.0	0.0	0.0	0.0	0.0	0.0	0.0	0.0
Butanes	0.0	0.0	0.0	0.0	0.0	0.0	0.0	0.0	0.0	0.0	0.0	0.0	0.0
Ethane	0.0	0.0	0.0	0.0	0.0	0.0	0.0	0.0	0.0	0.0	0.0	0.0	0.0
NGL	0.0	0.0	0.0	0.0	0.0	0.0	0.0	0.0	0.0	0.0	0.0	0.0	0.0
Sulphur	0.0	0.0	0.0	0.0	0.0	0.0	0.0	0.0	0.0	0.0	0.0	0.0	0.0
Sulphur Closing Inv	0.0	0.0	0.0	0.0	0.0	0.0	0.0	0.0	0.0	0.0	0.0	0.0	0.0

Unit of Measurement: Gas and Gas equivalent products: 1000m3, Liquids: m3, Sulphur: MTS

VPR6200

Facility ID ABGP0103480

Facility Licence # 38601

Facility Name MBOG SAWN LAKE 12-29-91-12W5 GP

Facility Operator A79R MBOG

Production Month	201701	201702	201703	201704	201705	201706	201707	201708	201709	201710	201711	201712	Totals
Receipts													
Receipts from Alberta Facilities	516.6	467.2	581.4	534.5	528.2	472.7	518.7	564.9	534.2	467.8	420.7	467.8	6,074.7
Receipts from Non-Alberta Facilities	0.0	0.0	0.0	0.0	0.0	0.0	0.0	0.0	0.0	0.0	0.0	0.0	0.0
Dispositions													
Disposition Battery	100.7	92.1	105.5	99.9	99.3	93.2	101.5	83.0	82.2	73.7	80.4	85.4	1,096.9
Gas Gathering System	0.0	0.0	0.0	0.0	0.0	0.0	0.0	0.0	0.0	0.0	0.0	0.0	0.0
Gas Plant	0.0	0.0	0.0	0.0	0.0	0.0	0.0	0.0	0.0	0.0	0.0	0.0	0.0
Injection Facility	0.0	0.0	0.0	0.0	0.0	0.0	0.0	0.0	0.0	0.0	0.0	0.0	0.0
Meter Station	79.2	83.0	148.9	128.9	132.2	111.2	112.1	100.1	85.2	48.9	10.5	32.7	1,072.9
Other	0.0	0.0	0.0	0.0	0.0	0.0	0.0	0.0	0.0	0.0	0.0	0.0	0.0
Alberta Commercial	0.0	0.0	0.0	0.0	0.0	0.0	0.0	0.0	0.0	0.0	0.0	0.0	0.0
Alberta Industrial	0.0	0.0	0.0	0.0	0.0	0.0	0.0	0.0	0.0	0.0	0.0	0.0	0.0
Alberta Residential	0.0	0.0	0.0	0.0	0.0	0.0	0.0	0.0	0.0	0.0	0.0	0.0	0.0
Alberta Elec.Generation	0.0	0.0	0.0	0.0	0.0	0.0	0.0	0.0	0.0	0.0	0.0	0.0	0.0
Shrinkage Acid Gas	11.9	8.4	7.0	5.1	4.9	5.9	5.5	4.5	5.7	3.7	3.6	4.1	70.3
Other products	126.2	114.2	127.8	119.8	116.5	101.0	109.7	125.1	125.5	139.2	134.1	133.4	1,472.5
Fuel	242.3	207.1	233.1	193.6	192.8	181.8	190.8	198.3	194.9	205.7	216.4	246.8	2,503.6
Flared	9.7	7.0	17.2	10.9	1.7	0.3	0.7	21.0	11.3	6.2	7.2	3.4	96.6
Vented	0.0	0.0	0.0	0.0	0.0	0.0	0.0	0.0	0.0	0.0	0.0	0.0	0.0
Diff and Other	-53.4	-44.6	-58.1	-23.7	-19.2	-20.7	-1.6	32.9	29.4	-9.6	-31.5	-38.0	-238.1
Process and Frac													
Pentanes Plus	0.0	0.0	0.0	0.0	0.0	0.0	0.0	0.0	0.0	0.0	0.0	0.0	0.0
Propane	0.0	0.0	0.0	0.0	0.0	0.0	0.0	0.0	0.0	0.0	0.0	0.0	0.0
Butanes	0.0	0.0	0.0	0.0	0.0	0.0	0.0	0.0	0.0	0.0	0.0	0.0	0.0
Ethane	0.0	0.0	0.0	0.0	0.0	0.0	0.0	0.0	0.0	0.0	0.0	0.0	0.0
NGL	504.7	455.1	507.6	479.5	466.7	405.5	438.7	499.1	498.1	547.1	524.0	529.3	5,855.4
Sulphur	0.0	0.0	0.0	0.0	0.0	0.0	0.0	0.0	0.0	0.0	0.0	0.0	0.0
Sulphur Closing Inv	0.0	0.0	0.0	0.0	0.0	0.0	0.0	0.0	0.0	0.0	0.0	0.0	0.0

VPR6200

Facility ID ABGP0104557

Facility Name SOUNDING LAKE 12-30 GAS PLANT

Facility Licence # 40715

Facility Operator OYK4 SURGE ENERGY

Production Month	201701	201702	201703	201704	201705	201706	201707	201708	201709	201710	201711	201712	Totals
Receipts													
Receipts from Alberta Facilities	302.8	263.7	289.5	273.0	290.0	252.6	282.0	283.8	254.1	244.5	225.7	242.7	3,204.4
Receipts from Non-Alberta Facilities	0.0	0.0	0.0	0.0	0.0	0.0	0.0	0.0	0.0	0.0	0.0	0.0	0.0
Dispositions													
Disposition Battery	0.3	0.4	0.3	0.3	0.3	0.3	0.3	0.3	0.0	0.3	0.0	0.0	2.8
Gas Gathering System	174.5	152.1	159.9	149.3	162.3	145.9	158.7	156.9	141.9	144.9	120.0	124.1	1,790.5
Gas Plant	0.0	0.0	0.0	0.0	0.0	0.0	0.0	0.0	0.0	0.0	0.0	0.0	0.0
Injection Facility	0.0	0.0	0.0	0.0	0.0	0.0	0.0	0.0	0.0	0.0	0.0	0.0	0.0
Meter Station	0.0	0.0	0.0	0.0	0.0	0.0	0.0	0.0	0.0	0.0	0.0	0.0	0.0
Other	0.0	0.0	0.0	0.0	0.0	0.0	0.0	0.0	0.0	0.0	0.0	0.0	0.0
Alberta Commercial	0.0	0.0	0.0	0.0	0.0	0.0	0.0	0.0	0.0	0.0	0.0	0.0	0.0
Alberta Industrial	0.0	0.0	0.0	0.0	0.0	0.0	0.0	0.0	0.0	0.0	0.0	0.0	0.0
Alberta Residential	0.0	0.0	0.0	0.0	0.0	0.0	0.0	0.0	0.0	0.0	0.0	0.0	0.0
Alberta Elec.Generation	0.0	0.0	0.0	0.0	0.0	0.0	0.0	0.0	0.0	0.0	0.0	0.0	0.0
Shrinkage Acid Gas	41.0	36.6	41.6	40.1	45.2	38.6	48.5	46.8	44.5	42.6	36.4	34.7	496.6
Other products	0.0	0.0	0.0	0.0	0.0	0.0	0.0	0.0	0.0	0.0	0.0	0.0	0.0
Fuel	101.6	92.9	99.4	104.3	95.9	83.0	77.3	96.4	74.9	76.4	69.0	70.9	1,042.0
Flared	0.0	0.0	1.0	0.2	0.1	0.0	0.0	0.0	0.0	0.0	0.0	0.0	1.3
Vented	0.0	0.0	0.0	0.0	0.0	0.0	0.0	0.0	0.0	0.0	0.0	0.0	0.0
Diff and Other	-14.6	-18.3	-12.7	-21.2	-13.8	-15.2	-2.8	-16.6	-7.2	-19.7	0.3	13.0	-128.8
Process and Frac													
Pentanes Plus	0.0	0.0	0.0	0.0	0.0	0.0	0.0	0.0	0.0	0.0	0.0	0.0	0.0
Propane	0.0	0.0	0.0	0.0	0.0	0.0	0.0	0.0	0.0	0.0	0.0	0.0	0.0
Butanes	0.0	0.0	0.0	0.0	0.0	0.0	0.0	0.0	0.0	0.0	0.0	0.0	0.0
Ethane	0.0	0.0	0.0	0.0	0.0	0.0	0.0	0.0	0.0	0.0	0.0	0.0	0.0
NGL	0.0	0.0	0.0	0.0	0.0	0.0	0.0	0.0	0.0	0.0	0.0	0.0	0.0
Sulphur	0.0	0.0	0.0	0.0	0.0	0.0	0.0	0.0	0.0	0.0	0.0	0.0	0.0
Sulphur Closing Inv	0.0	0.0	0.0	0.0	0.0	0.0	0.0	0.0	0.0	0.0	0.0	0.0	0.0

Unit of Measurement: Gas and Gas equivalent products: 1000m3, Liquids: m3, Sulphur: MTS

VPR6200
Facility ID **ABGP0110804**
Facility Name **BLACKPEARL MOONEY GAS PLANT**
Facility Licence # 39875

Facility Operator A5GE BLACKPEARL

Production Month	201701	201702	201703	201704	201705	201706	201707	201708	201709	201710	201711	201712	Totals
Receipts													
Receipts from Alberta Facilities	157.4	15.6	11.8	26.9	24.6	22.3	21.1	11.3	3.7	13.4	18.6	23.6	350.3
Receipts from Non-Alberta Facilities	0.0	0.0	0.0	0.0	0.0	0.0	0.0	0.0	0.0	0.0	0.0	0.0	0.0
Dispositions													
Disposition													
Battery	0.0	0.0	0.0	0.0	0.0	0.0	0.0	0.0	0.0	0.0	0.0	0.0	0.0
Gas Gathering System	0.0	0.0	0.0	0.0	0.0	0.0	0.0	0.0	0.0	0.0	0.0	0.0	0.0
Gas Plant	0.0	0.0	0.0	0.0	0.0	0.0	0.0	0.0	0.0	0.0	0.0	0.0	0.0
Injection Facility	0.0	0.0	0.0	0.0	0.0	0.0	0.0	0.0	0.0	0.0	0.0	0.0	0.0
Meter Station	0.0	0.0	0.0	0.0	0.0	0.0	0.0	0.0	0.0	0.0	0.0	0.0	0.0
Other	0.0	0.0	0.0	0.0	0.0	0.0	0.0	0.0	0.0	0.0	0.0	0.0	0.0
Alberta Commercial	0.0	0.0	0.0	0.0	0.0	0.0	0.0	0.0	0.0	0.0	0.0	0.0	0.0
Alberta Industrial	0.0	0.0	0.0	0.0	0.0	0.0	0.0	0.0	0.0	0.0	0.0	0.0	0.0
Alberta Residential	0.0	0.0	0.0	0.0	0.0	0.0	0.0	0.0	0.0	0.0	0.0	0.0	0.0
Alberta Elec.Generation	0.0	0.0	0.0	0.0	0.0	0.0	0.0	0.0	0.0	0.0	0.0	0.0	0.0
Shrinkage													
Acid Gas	0.0	0.0	0.0	0.0	0.0	0.0	0.0	0.0	0.0	0.0	0.0	0.0	0.0
Other products	0.0	0.0	0.0	0.0	0.0	0.0	0.0	0.0	0.0	0.0	0.0	0.0	0.0
Fuel	157.4	15.6	11.8	26.9	24.6	22.3	21.1	11.3	3.7	13.4	18.6	23.6	350.3
Flared	0.0	0.0	0.0	0.0	0.0	0.0	0.0	0.0	0.0	0.0	0.0	0.0	0.0
Vented	0.0	0.0	0.0	0.0	0.0	0.0	0.0	0.0	0.0	0.0	0.0	0.0	0.0
Diff and Other	0.0	0.0	0.0	0.0	0.0	0.0	0.0	0.0	0.0	0.0	0.0	0.0	0.0
Process and Frac													
Pentanes Plus	0.0	0.0	0.0	0.0	0.0	0.0	0.0	0.0	0.0	0.0	0.0	0.0	0.0
Propane	0.0	0.0	0.0	0.0	0.0	0.0	0.0	0.0	0.0	0.0	0.0	0.0	0.0
Butanes	0.0	0.0	0.0	0.0	0.0	0.0	0.0	0.0	0.0	0.0	0.0	0.0	0.0
Ethane	0.0	0.0	0.0	0.0	0.0	0.0	0.0	0.0	0.0	0.0	0.0	0.0	0.0
NGL	0.0	0.0	0.0	0.0	0.0	0.0	0.0	0.0	0.0	0.0	0.0	0.0	0.0
Sulphur	0.0	0.0	0.0	0.0	0.0	0.0	0.0	0.0	0.0	0.0	0.0	0.0	0.0
Sulphur Closing Inv	0.0	0.0	0.0	0.0	0.0	0.0	0.0	0.0	0.0	0.0	0.0	0.0	0.0

Unit of Measurement: Gas and Gas equivalent products: 1000m3, Liquids: m3, Sulphur: MTS

VPR6200

Facility ID ABGP0115599

Facility Name CYPRESS 4-29-14-10w4

Facility Licence # 42955

Facility Operator OHE9 CNRL

Production Month	201701	201702	201703	201704	201705	201706	201707	201708	201709	201710	201711	201712	Totals
Receipts													
Receipts from Alberta Facilities	209.6	203.9	239.4	209.3	233.2	218.4	224.0	229.9	241.1	207.5	199.0	215.6	2,630.9
Receipts from Non-Alberta Facilities	0.0	0.0	0.0	0.0	0.0	0.0	0.0	0.0	0.0	0.0	0.0	0.0	0.0
Dispositions													
Disposition													
Battery	0.0	0.0	0.0	0.0	0.0	0.0	0.0	0.0	0.0	0.0	0.0	0.0	0.0
Gas Gathering System	155.8	148.5	158.1	156.4	173.0	167.6	171.5	180.6	180.1	157.5	153.3	157.3	1,959.7
Gas Plant	0.0	0.0	0.0	0.0	0.0	0.0	0.0	0.0	0.0	0.0	0.0	0.0	0.0
Injection Facility	0.0	0.0	0.0	0.0	0.0	0.0	0.0	0.0	0.0	0.0	0.0	0.0	0.0
Meter Station	0.0	0.0	0.0	0.0	0.0	0.0	0.0	0.0	0.0	0.0	0.0	0.0	0.0
Other	0.0	0.0	0.0	0.0	0.0	0.0	0.0	0.0	0.0	0.0	0.0	0.0	0.0
Alberta Commercial	0.0	0.0	0.0	0.0	0.0	0.0	0.0	0.0	0.0	0.0	0.0	0.0	0.0
Alberta Industrial	0.0	0.0	0.0	0.0	0.0	0.0	0.0	0.0	0.0	0.0	0.0	0.0	0.0
Alberta Residential	0.0	0.0	0.0	0.0	0.0	0.0	0.0	0.0	0.0	0.0	0.0	0.0	0.0
Alberta Elec.Generation	0.0	0.0	0.0	0.0	0.0	0.0	0.0	0.0	0.0	0.0	0.0	0.0	0.0
Shrinkage													
Acid Gas	14.3	13.0	13.4	11.9	12.2	11.6	12.3	15.2	14.0	11.5	12.3	13.3	155.0
Other products	0.0	0.0	0.0	0.0	0.0	0.0	0.0	0.0	0.0	0.0	0.0	0.0	0.0
Fuel	24.7	22.4	26.1	23.8	23.5	22.8	27.3	22.0	20.1	20.7	21.4	23.0	277.8
Flared	4.9	4.1	4.7	5.4	4.6	5.5	5.8	4.6	5.4	4.7	4.6	8.2	62.5
Vented	0.0	0.0	0.0	0.0	0.0	0.0	0.0	0.0	0.0	0.0	0.0	0.0	0.0
Diff and Other	9.9	15.9	37.1	11.8	19.9	10.9	7.1	7.5	21.5	13.1	7.4	13.8	175.9
Process and Frac													
Pentanes Plus	0.0	0.0	0.0	0.0	0.0	0.0	0.0	0.0	0.0	0.0	0.0	0.0	0.0
Propane	0.0	0.0	0.0	0.0	0.0	0.0	0.0	0.0	0.0	0.0	0.0	0.0	0.0
Butanes	0.0	0.0	0.0	0.0	0.0	0.0	0.0	0.0	0.0	0.0	0.0	0.0	0.0
Ethane	0.0	0.0	0.0	0.0	0.0	0.0	0.0	0.0	0.0	0.0	0.0	0.0	0.0
NGL	0.0	0.0	0.0	0.0	0.0	0.0	0.0	0.0	0.0	0.0	0.0	0.0	0.0
Sulphur	0.0	0.0	0.0	0.0	0.0	0.0	0.0	0.0	0.0	0.0	0.0	0.0	0.0
Sulphur Closing Inv	0.0	0.0	0.0	0.0	0.0	0.0	0.0	0.0	0.0	0.0	0.0	0.0	0.0

Unit of Measurement: Gas and Gas equivalent products: 1000m3, Liquids: m3, Sulphur: MTS

VPR6200

Facility ID ABGP0119690

Facility Name HOOLE SOUTH

Facility Licence # 16504

Facility Operator A74Y TIDEWATER

Production Month	201701	201702	201703	201704	201705	201706	201707	201708	201709	201710	201711	201712	Totals
Receipts													
Receipts from Alberta Facilities	3,930.4	4,011.3	4,212.4	4,479.6	4,598.1	3,954.2	4,740.8	4,368.9	3,847.9	4,648.5	4,305.5	4,605.2	51,702.8
Receipts from Non-Alberta Facilities	0.0	0.0	0.0	0.0	0.0	0.0	0.0	0.0	0.0	0.0	0.0	0.0	0.0
Dispositions													
Disposition													
Battery	0.0	0.0	0.0	0.0	0.0	0.0	0.0	0.0	0.0	0.0	0.0	0.0	0.0
Gas Gathering System	0.0	0.0	0.0	0.0	0.0	0.0	0.0	0.0	0.0	0.0	0.0	0.0	0.0
Gas Plant	0.0	0.0	0.0	0.0	0.0	0.0	0.0	0.0	0.0	0.0	0.0	0.0	0.0
Injection Facility	0.0	0.0	0.0	0.0	0.0	0.0	0.0	0.0	0.0	0.0	0.0	0.0	0.0
Meter Station	3,538.5	3,508.3	3,795.4	4,112.6	4,134.9	3,483.9	4,086.6	3,842.2	3,467.6	4,075.2	3,754.2	4,066.2	45,865.6
Other	0.0	0.0	0.0	0.0	0.0	0.0	0.0	0.0	0.0	0.0	0.0	0.0	0.0
Alberta Commercial	0.0	0.0	0.0	0.0	0.0	0.0	0.0	0.0	0.0	0.0	0.0	0.0	0.0
Alberta Industrial	0.0	0.0	0.0	0.0	0.0	0.0	0.0	0.0	0.0	0.0	0.0	0.0	0.0
Alberta Residential	0.0	0.0	0.0	0.0	0.0	0.0	0.0	0.0	0.0	0.0	0.0	0.0	0.0
Alberta Elec.Generation	0.0	0.0	0.0	0.0	0.0	0.0	0.0	0.0	0.0	0.0	0.0	0.0	0.0
Shrinkage													
Acid Gas	0.0	0.0	0.0	0.0	0.0	0.0	0.0	0.0	0.0	0.0	0.0	0.0	0.0
Other products	0.0	0.0	0.0	0.0	0.0	0.0	0.0	0.0	0.0	0.0	0.0	0.0	0.0
Fuel	466.2	459.5	502.1	501.8	519.3	389.4	411.5	347.3	288.2	452.5	527.6	422.2	5,287.6
Flared	0.0	0.1	0.0	0.1	0.1	1.1	0.1	0.1	0.2	0.1	1.7	0.1	3.7
Vented	0.0	0.0	0.0	0.0	0.0	0.0	0.0	0.0	0.0	0.0	0.0	0.0	0.0
Diff and Other	-74.3	43.4	-85.1	-134.9	-56.2	79.8	242.6	179.3	91.9	120.7	22.0	116.7	545.9
Process and Frac													
Pentanes Plus	0.0	0.0	0.0	0.0	0.0	0.0	0.0	0.0	0.0	0.0	0.0	0.0	0.0
Propane	0.0	0.0	0.0	0.0	0.0	0.0	0.0	0.0	0.0	0.0	0.0	0.0	0.0
Butanes	0.0	0.0	0.0	0.0	0.0	0.0	0.0	0.0	0.0	0.0	0.0	0.0	0.0
Ethane	0.0	0.0	0.0	0.0	0.0	0.0	0.0	0.0	0.0	0.0	0.0	0.0	0.0
NGL	0.0	0.0	0.0	0.0	0.0	0.0	0.0	0.0	0.0	0.0	0.0	0.0	0.0
Sulphur	0.0	0.0	0.0	0.0	0.0	0.0	0.0	0.0	0.0	0.0	0.0	0.0	0.0
Sulphur Closing Inv	0.0	0.0	0.0	0.0	0.0	0.0	0.0	0.0	0.0	0.0	0.0	0.0	0.0

Unit of Measurement: Gas and Gas equivalent products: 1000m3, Liquids: m3, Sulphur: MTS

VPR6200

Facility ID ABGP0119968

Facility Name Pennwest Countess

Facility Licence # 44222

Facility Operator A6A7 CARDINAL

Production Month	201701	201702	201703	201704	201705	201706	201707	201708	201709	201710	201711	201712	Totals
Receipts													
Receipts from Alberta Facilities	156.5	191.5	217.6	173.9	159.7	171.0	150.6	126.9	139.9	113.5	115.6	138.9	1,855.6
Receipts from Non-Alberta Facilities	0.0	0.0	0.0	0.0	0.0	0.0	0.0	0.0	0.0	0.0	0.0	0.0	0.0
Dispositions													
Disposition													
Battery	0.0	0.0	0.0	0.0	0.0	0.0	0.0	0.0	0.0	0.0	0.0	0.0	0.0
Gas Gathering System	134.3	168.9	175.9	139.7	135.1	129.2	105.7	81.8	91.2	80.8	75.7	95.6	1,413.9
Gas Plant	0.0	0.0	0.0	0.0	0.0	0.0	0.0	0.0	0.0	0.0	0.0	0.0	0.0
Injection Facility	0.0	0.0	0.0	0.0	0.0	0.0	0.0	0.0	0.0	0.0	0.0	0.0	0.0
Meter Station	0.0	0.0	0.0	0.0	0.0	0.0	0.0	0.0	0.0	0.0	0.0	0.0	0.0
Other	0.0	0.0	0.0	0.0	0.0	0.0	0.0	0.0	0.0	0.0	0.0	0.0	0.0
Alberta Commercial	0.0	0.0	0.0	0.0	0.0	0.0	0.0	0.0	0.0	0.0	0.0	0.0	0.0
Alberta Industrial	0.0	0.0	0.0	0.0	0.0	0.0	0.0	0.0	0.0	0.0	0.0	0.0	0.0
Alberta Residential	0.0	0.0	0.0	0.0	0.0	0.0	0.0	0.0	0.0	0.0	0.0	0.0	0.0
Alberta Elec.Generation	0.0	0.0	0.0	0.0	0.0	0.0	0.0	0.0	0.0	0.0	0.0	0.0	0.0
Shrinkage													
Acid Gas	5.5	5.4	6.0	6.1	6.5	6.0	5.8	6.2	6.2	5.1	5.4	7.1	71.3
Other products	0.0	0.0	0.0	0.0	0.0	0.0	0.0	0.0	0.0	0.0	0.0	0.0	0.0
Fuel	40.5	36.8	39.5	38.2	38.3	36.8	39.1	38.5	37.8	27.6	34.5	36.2	443.8
Flared	0.0	0.0	2.0	0.0	2.1	0.0	0.0	0.4	4.7	0.0	0.0	0.0	9.2
Vented	0.0	0.0	0.0	0.0	0.0	0.0	0.0	0.0	0.0	0.0	0.0	0.0	0.0
Diff and Other	-23.8	-19.6	-5.8	-10.1	-22.3	-1.0	0.0	0.0	0.0	0.0	0.0	0.0	-82.6
Process and Frac													
Pentanes Plus	0.0	0.0	0.0	0.0	0.0	0.0	0.0	0.0	0.0	0.0	0.0	0.0	0.0
Propane	0.0	0.0	0.0	0.0	0.0	0.0	0.0	0.0	0.0	0.0	0.0	0.0	0.0
Butanes	0.0	0.0	0.0	0.0	0.0	0.0	0.0	0.0	0.0	0.0	0.0	0.0	0.0
Ethane	0.0	0.0	0.0	0.0	0.0	0.0	0.0	0.0	0.0	0.0	0.0	0.0	0.0
NGL	0.0	0.0	0.0	0.0	0.0	0.0	0.0	0.0	0.0	0.0	0.0	0.0	0.0
Sulphur	0.0	0.0	0.0	0.0	0.0	0.0	0.0	0.0	0.0	0.0	0.0	0.0	0.0
Sulphur Closing Inv	0.0	0.0	0.0	0.0	0.0	0.0	0.0	0.0	0.0	0.0	0.0	0.0	0.0

Unit of Measurement: Gas and Gas equivalent products: 1000m3, Liquids: m3, Sulphur: MTS

VPR6200

Facility ID ABGP0119984

Facility Name Botha 7-16-98-5W6

Facility Licence # 21498

Facility Operator OHE9 CNRL

Production Month	201701	201702	201703	201704	201705	201706	201707	201708	201709	201710	201711	201712	Totals
Receipts													
Receipts from Alberta Facilities	6,229.1	3,718.0	4,857.0	5,931.7	6,481.7	5,757.1	6,415.3	5,905.6	5,580.1	5,637.4	5,197.5	5,632.5	67,343.0
Receipts from Non-Alberta Facilities	0.0	0.0	0.0	0.0	0.0	0.0	0.0	0.0	0.0	0.0	0.0	0.0	0.0
Dispositions													
Disposition													
Battery	0.0	0.0	0.0	0.0	0.0	0.0	0.0	0.0	0.0	0.0	0.0	0.0	0.0
Gas Gathering System	0.0	0.0	0.0	0.0	0.0	0.0	0.0	0.0	0.0	0.0	0.0	0.0	0.0
Gas Plant	0.0	0.0	0.0	0.0	0.0	0.0	0.0	0.0	0.0	0.0	0.0	0.0	0.0
Injection Facility	0.0	0.0	0.0	0.0	0.0	0.0	0.0	0.0	0.0	0.0	0.0	0.0	0.0
Meter Station	5,471.0	3,133.3	4,140.9	5,169.9	5,644.5	4,870.5	5,714.2	5,232.4	4,945.0	4,969.0	4,547.8	4,880.4	58,718.9
Other	0.0	0.0	0.0	0.0	0.0	0.0	0.0	0.0	0.0	0.0	0.0	0.0	0.0
Alberta Commercial	0.0	0.0	0.0	0.0	0.0	0.0	0.0	0.0	0.0	0.0	0.0	0.0	0.0
Alberta Industrial	0.0	0.0	0.0	0.0	0.0	0.0	0.0	0.0	0.0	0.0	0.0	0.0	0.0
Alberta Residential	0.0	0.0	0.0	0.0	0.0	0.0	0.0	0.0	0.0	0.0	0.0	0.0	0.0
Alberta Elec.Generation	0.0	0.0	0.0	0.0	0.0	0.0	0.0	0.0	0.0	0.0	0.0	0.0	0.0
Shrinkage													
Acid Gas	262.8	181.8	239.2	235.1	265.7	236.0	243.0	245.0	237.0	255.8	233.2	259.2	2,893.8
Other products	0.0	0.0	0.0	0.0	0.0	0.0	0.0	0.0	0.0	0.0	0.0	0.0	0.0
Fuel	506.9	356.6	454.6	442.2	473.1	369.0	367.8	359.8	367.4	421.8	420.0	438.2	4,977.4
Flared	0.7	0.3	1.9	0.3	0.4	1.4	1.2	1.4	0.8	0.2	0.5	0.5	9.6
Vented	0.0	0.0	0.0	0.0	0.0	0.0	0.0	0.0	0.0	0.0	0.0	0.0	0.0
Diff and Other	-12.3	46.0	20.4	84.2	98.0	280.2	89.1	67.0	29.9	-9.4	-4.0	54.2	743.3
Process and Frac													
Pentanes Plus	0.0	0.0	0.0	0.0	0.0	0.0	0.0	0.0	0.0	0.0	0.0	0.0	0.0
Propane	0.0	0.0	0.0	0.0	0.0	0.0	0.0	0.0	0.0	0.0	0.0	0.0	0.0
Butanes	0.0	0.0	0.0	0.0	0.0	0.0	0.0	0.0	0.0	0.0	0.0	0.0	0.0
Ethane	0.0	0.0	0.0	0.0	0.0	0.0	0.0	0.0	0.0	0.0	0.0	0.0	0.0
NGL	0.0	0.0	0.0	0.0	0.0	0.0	0.0	0.0	0.0	0.0	0.0	0.0	0.0
Sulphur	0.0	0.0	0.0	0.0	0.0	0.0	0.0	0.0	0.0	0.0	0.0	0.0	0.0
Sulphur Closing Inv	0.0	0.0	0.0	0.0	0.0	0.0	0.0	0.0	0.0	0.0	0.0	0.0	0.0

Unit of Measurement: Gas and Gas equivalent products: 1000m3, Liquids: m3, Sulphur: MTS

VPR6200

Facility ID ABGP0120365
Facility Licence # 14790

Facility Name Sturgeon Lake Gas Plant
Facility Operator OG30 ARC

Production Month	201701	201702	201703	201704	201705	201706	201707	201708	201709	201710	201711	201712	Totals
Receipts													
Receipts from Alberta Facilities	16,714.1	15,733.5	15,664.0	14,296.9	12,552.8	12,342.9	12,457.2	14,474.7	14,626.9	13,388.9	13,873.2	13,735.0	169,860.1
Receipts from Non-Alberta Facilities	0.0	0.0	0.0	0.0	0.0	0.0	0.0	0.0	0.0	0.0	0.0	0.0	0.0
Dispositions													
Disposition													
Battery	0.0	0.0	0.0	0.0	0.0	0.0	0.0	0.0	0.0	0.0	0.0	0.0	0.0
Gas Gathering System	0.0	0.0	0.0	0.0	0.0	0.0	0.0	0.0	0.0	0.0	0.0	0.0	0.0
Gas Plant	0.0	0.0	0.0	0.0	0.0	0.0	0.0	0.0	0.0	0.0	0.0	0.0	0.0
Injection Facility	0.0	0.0	0.0	0.0	0.0	0.0	0.0	0.0	0.0	0.0	0.0	0.0	0.0
Meter Station	16,256.0	15,121.7	14,889.2	13,555.3	11,858.1	11,739.6	11,741.7	13,713.6	13,803.9	12,587.7	13,095.7	13,046.4	161,408.9
Other	0.0	0.0	0.0	0.0	0.0	0.0	0.0	0.0	0.0	0.0	0.0	0.0	0.0
Alberta Commercial	0.0	0.0	0.0	0.0	0.0	0.0	0.0	0.0	0.0	0.0	0.0	0.0	0.0
Alberta Industrial	0.0	0.0	0.0	0.0	0.0	0.0	0.0	0.0	0.0	0.0	0.0	0.0	0.0
Alberta Residential	0.0	0.0	0.0	0.0	0.0	0.0	0.0	0.0	0.0	0.0	0.0	0.0	0.0
Alberta Elec.Generation	0.0	0.0	0.0	0.0	0.0	0.0	0.0	0.0	0.0	0.0	0.0	0.0	0.0
Shrinkage													
Acid Gas	0.0	0.0	0.0	0.0	0.0	0.0	0.0	0.0	0.0	0.0	0.0	0.0	0.0
Other products	531.9	511.4	488.3	521.6	418.7	423.2	449.4	506.6	557.0	533.0	491.0	440.9	5,873.0
Fuel	417.1	395.1	437.5	410.9	405.8	380.3	379.1	399.7	407.2	401.1	415.5	425.1	4,874.4
Flared	16.6	9.7	13.2	14.8	20.9	18.6	18.7	19.9	23.8	22.7	15.4	16.1	210.4
Vented	0.0	0.0	0.0	0.0	0.0	0.0	0.0	0.0	0.0	0.0	0.0	0.0	0.0
Diff and Other	-507.5	-304.4	-164.2	-205.7	-150.7	-218.8	-131.7	-165.1	-165.0	-155.6	-144.4	-193.5	-2,506.6
Process and Frac													
Pentanes Plus	92.8	69.7	83.6	91.4	64.0	61.5	84.1	59.3	49.8	53.8	80.8	93.0	883.8
Propane	0.0	0.0	0.0	0.0	0.0	0.0	0.0	0.0	0.0	0.0	0.0	0.0	0.0
Butanes	0.0	0.0	0.0	0.0	0.0	0.0	0.0	0.0	0.0	0.0	0.0	0.0	0.0
Ethane	0.0	0.0	0.0	0.0	0.0	0.0	0.0	0.0	0.0	0.0	0.0	0.0	0.0
NGL	2,120.1	2,049.2	1,953.5	2,082.1	1,678.6	1,708.2	1,798.8	2,066.5	2,275.1	2,180.3	1,952.8	1,761.2	23,626.4
Sulphur	0.0	0.0	0.0	0.0	0.0	0.0	0.0	0.0	0.0	0.0	0.0	0.0	0.0
Sulphur Closing Inv	0.0	0.0	0.0	0.0	0.0	0.0	0.0	0.0	0.0	0.0	0.0	0.0	0.0

VPR6200

Facility ID ABGP0131384

Facility Name CENOVUS LAKE NEWELL 04-22 GAS PLANT

Facility Licence # 23245

Facility Operator A7NW TXNE

Production Month	201701	201702	201703	201704	201705	201706	201707	201708	201709	201710	201711	201712	Totals
Receipts													
Receipts from Alberta Facilities	4,875.9	3,982.2	4,471.4	4,207.5	4,199.5	4,007.2	4,029.0	4,251.3	4,314.6	0.0	0.0	0.0	38,338.6
Receipts from Non-Alberta Facilities	0.0	0.0	0.0	0.0	0.0	0.0	0.0	0.0	0.0	0.0	0.0	0.0	0.0
Dispositions													
Disposition													
Battery	0.0	0.0	0.0	0.0	0.0	0.0	0.0	0.0	0.0	0.0	0.0	0.0	0.0
Gas Gathering System	0.0	0.0	0.0	0.0	0.0	0.0	0.0	0.0	0.0	0.0	0.0	0.0	0.0
Gas Plant	0.0	0.0	0.0	0.0	0.0	0.0	0.0	0.0	0.0	0.0	0.0	0.0	0.0
Injection Facility	0.0	0.0	0.0	0.0	0.0	0.0	0.0	0.0	0.0	0.0	0.0	0.0	0.0
Meter Station	4,526.5	3,795.5	4,309.1	4,046.4	4,054.2	3,881.0	3,898.6	4,125.0	4,186.8	0.0	0.0	0.0	36,823.1
Other	0.0	0.0	0.0	0.0	0.0	0.0	0.0	0.0	0.0	0.0	0.0	0.0	0.0
Alberta Commercial	0.0	0.0	0.0	0.0	0.0	0.0	0.0	0.0	0.0	0.0	0.0	0.0	0.0
Alberta Industrial	0.0	0.0	0.0	0.0	0.0	0.0	0.0	0.0	0.0	0.0	0.0	0.0	0.0
Alberta Residential	0.0	0.0	0.0	0.0	0.0	0.0	0.0	0.0	0.0	0.0	0.0	0.0	0.0
Alberta Elec.Generation	0.0	0.0	0.0	0.0	0.0	0.0	0.0	0.0	0.0	0.0	0.0	0.0	0.0
Shrinkage													
Acid Gas	0.0	0.0	0.0	0.0	0.0	0.0	0.0	0.0	0.0	0.0	0.0	0.0	0.0
Other products	1.4	0.4	1.2	2.5	1.3	1.7	1.1	2.4	3.4	0.0	0.0	0.0	15.4
Fuel	284.5	248.2	279.1	268.0	224.2	203.5	204.0	209.2	216.8	0.0	0.0	0.0	2,137.5
Flared	0.0	0.0	0.0	0.0	0.0	0.0	0.0	0.0	0.0	0.0	0.0	0.0	0.0
Vented	0.5	0.5	0.5	0.5	0.5	0.5	0.5	0.5	0.5	0.0	0.0	0.0	4.5
Diff and Other	63.0	-62.4	-118.5	-109.9	-80.7	-79.5	-75.2	-85.8	-92.9	0.0	0.0	0.0	-641.9
Process and Frac													
Pentanes Plus	0.0	0.0	0.0	0.0	0.0	0.0	0.0	0.0	0.0	0.0	0.0	0.0	0.0
Propane	0.0	0.0	0.0	0.0	0.0	0.0	0.0	0.0	0.0	0.0	0.0	0.0	0.0
Butanes	0.0	0.0	0.0	0.0	0.0	0.0	0.0	0.0	0.0	0.0	0.0	0.0	0.0
Ethane	0.0	0.0	0.0	0.0	0.0	0.0	0.0	0.0	0.0	0.0	0.0	0.0	0.0
NGL	6.2	1.8	5.3	11.1	5.7	7.7	5.2	11.2	15.6	0.0	37.7	0.0	107.5
Sulphur	0.0	0.0	0.0	0.0	0.0	0.0	0.0	0.0	0.0	0.0	0.0	0.0	0.0
Sulphur Closing Inv	0.0	0.0	0.0	0.0	0.0	0.0	0.0	0.0	0.0	0.0	0.0	0.0	0.0

Unit of Measurement: Gas and Gas equivalent products: 1000m3, Liquids: m3, Sulphur: MTS

VPR6200

Facility ID ABGP0134471

Facility Name Spartan Alexander Gas Plant

Facility Licence # 41960

Facility Operator ORA7 SPARTAN

Production Month	201701	201702	201703	201704	201705	201706	201707	201708	201709	201710	201711	201712	Totals
Receipts													
Receipts from Alberta Facilities	142.3	127.7	137.1	128.7	132.9	115.9	129.4	127.8	118.8	119.9	111.4	105.0	1,496.9
Receipts from Non-Alberta Facilities	0.0	0.0	0.0	0.0	0.0	0.0	0.0	0.0	0.0	0.0	0.0	0.0	0.0
Dispositions													
Disposition													
Battery	0.0	0.0	0.0	0.0	0.0	0.0	0.0	0.0	0.0	0.0	0.0	0.0	0.0
Gas Gathering System	53.7	52.5	56.1	50.3	63.5	55.4	45.8	45.6	41.5	36.1	23.0	17.4	540.9
Gas Plant	0.0	0.0	0.0	0.0	0.0	0.0	0.0	0.0	0.0	0.0	0.0	0.0	0.0
Injection Facility	0.0	0.0	0.0	0.0	0.0	0.0	0.0	0.0	0.0	0.0	0.0	0.0	0.0
Meter Station	0.0	0.0	0.0	0.0	0.0	0.0	0.0	0.0	0.0	0.0	0.0	0.0	0.0
Other	0.0	0.0	0.0	0.0	0.0	0.0	0.0	0.0	0.0	0.0	0.0	0.0	0.0
Alberta Commercial	0.0	0.0	0.0	0.0	0.0	0.0	0.0	0.0	0.0	0.0	0.0	0.0	0.0
Alberta Industrial	0.0	0.0	0.0	0.0	0.0	0.0	0.0	0.0	0.0	0.0	0.0	0.0	0.0
Alberta Residential	0.0	0.0	0.0	0.0	0.0	0.0	0.0	0.0	0.0	0.0	0.0	0.0	0.0
Alberta Elec.Generation	0.0	0.0	0.0	0.0	0.0	0.0	0.0	0.0	0.0	0.0	0.0	0.0	0.0
Shrinkage													
Acid Gas	4.8	4.3	4.6	4.5	5.0	5.0	3.6	3.7	3.7	3.5	3.5	3.8	50.0
Other products	0.0	0.0	0.0	0.0	0.0	0.0	0.0	0.0	0.0	0.0	0.0	0.0	0.0
Fuel	83.8	70.9	76.4	73.9	64.4	55.5	80.0	78.5	71.1	80.3	84.9	83.8	903.5
Flared	0.0	0.0	0.0	0.0	0.0	0.0	0.0	0.0	0.0	0.0	0.0	0.0	0.0
Vented	0.0	0.0	0.0	0.0	0.0	0.0	0.0	0.0	0.0	0.0	0.0	0.0	0.0
Diff and Other	0.0	0.0	0.0	0.0	0.0	0.0	0.0	0.0	2.5	0.0	0.0	0.0	2.5
Process and Frac													
Pentanes Plus	0.0	0.0	0.0	0.0	0.0	0.0	0.0	0.0	0.0	0.0	0.0	0.0	0.0
Propane	0.0	0.0	0.0	0.0	0.0	0.0	0.0	0.0	0.0	0.0	0.0	0.0	0.0
Butanes	0.0	0.0	0.0	0.0	0.0	0.0	0.0	0.0	0.0	0.0	0.0	0.0	0.0
Ethane	0.0	0.0	0.0	0.0	0.0	0.0	0.0	0.0	0.0	0.0	0.0	0.0	0.0
NGL	0.0	0.0	0.0	0.0	0.0	0.0	0.0	0.0	0.0	0.0	0.0	0.0	0.0
Sulphur	0.0	0.0	0.0	0.0	0.0	0.0	0.0	0.0	0.0	0.0	0.0	0.0	0.0
Sulphur Closing Inv	0.0	0.0	0.0	0.0	0.0	0.0	0.0	0.0	0.0	0.0	0.0	0.0	0.0

Unit of Measurement: Gas and Gas equivalent products: 1000m3, Liquids: m3, Sulphur: MTS

VPR6200

Facility ID ABGP0134673

Facility Name Inception 03-26-069-05w6 Plant

Facility Licence # 46334

Facility Operator A600 INCEPTION EXP

Production Month	201701	201702	201703	201704	201705	201706	201707	201708	201709	201710	201711	201712	Totals
Receipts													
Receipts from Alberta Facilities	458.1	383.4	673.4	478.6	1,780.8	2,775.6	4,021.3	1,532.3	2,678.6	2,605.1	3,272.1	3,243.4	23,902.7
Receipts from Non-Alberta Facilities	0.0	0.0	0.0	0.0	0.0	0.0	0.0	0.0	0.0	0.0	0.0	0.0	0.0
Dispositions													
Disposition Battery	17.0	15.2	23.1	12.4	26.5	37.8	34.2	9.5	0.0	0.0	40.9	43.4	260.0
Gas Gathering System	313.4	311.8	545.4	374.2	1,681.8	2,719.8	3,940.8	793.6	2,436.3	2,334.6	2,320.4	2,956.2	20,728.3
Gas Plant	0.0	0.0	0.0	0.0	0.0	0.0	0.0	0.0	0.0	0.0	0.0	0.0	0.0
Injection Facility	0.0	0.0	0.0	0.0	0.0	0.0	0.0	0.0	0.0	0.0	0.0	0.0	0.0
Meter Station	0.0	0.0	0.0	0.0	0.0	0.0	0.0	0.0	0.0	0.0	0.0	0.0	0.0
Other	0.0	0.0	0.0	0.0	0.0	0.0	0.0	0.0	0.0	0.0	0.0	0.0	0.0
Alberta Commercial	0.0	0.0	0.0	0.0	0.0	0.0	0.0	0.0	0.0	0.0	0.0	0.0	0.0
Alberta Industrial	0.0	0.0	0.0	0.0	0.0	0.0	0.0	0.0	0.0	0.0	0.0	0.0	0.0
Alberta Residential	0.0	0.0	0.0	0.0	0.0	0.0	0.0	0.0	0.0	0.0	0.0	0.0	0.0
Alberta Elec.Generation	0.0	0.0	0.0	0.0	0.0	0.0	0.0	0.0	0.0	0.0	0.0	0.0	0.0
Shrinkage Acid Gas	0.0	0.0	0.0	0.0	0.0	0.0	0.0	0.0	0.0	0.0	0.0	0.0	0.0
Other products	0.0	0.0	0.0	0.0	1.3	0.0	0.0	0.0	0.0	0.0	0.0	0.0	1.3
Fuel	50.7	45.5	69.2	37.3	79.5	113.3	102.6	28.6	0.0	0.0	122.7	130.1	779.5
Flared	0.0	0.0	0.0	0.0	0.0	0.0	99.9	682.2	92.0	261.0	508.0	89.0	1,732.1
Vented	0.0	0.0	0.0	0.0	0.0	0.0	0.0	0.0	0.0	12.0	0.0	0.0	12.0
Diff and Other	77.0	10.9	35.7	54.7	-8.3	-95.3	-156.2	18.4	150.3	-2.5	280.1	24.7	389.5
Process and Frac													
Pentanes Plus	0.0	0.0	0.0	0.0	6.2	0.0	0.0	0.0	0.0	0.0	0.0	0.0	6.2
Propane	0.0	0.0	0.0	0.0	0.0	0.0	0.0	0.0	0.0	0.0	0.0	0.0	0.0
Butanes	0.0	0.0	0.0	0.0	0.0	0.0	0.0	0.0	0.0	0.0	0.0	0.0	0.0
Ethane	0.0	0.0	0.0	0.0	0.0	0.0	0.0	0.0	0.0	0.0	0.0	0.0	0.0
NGL	0.0	0.0	0.0	0.0	0.0	0.0	0.0	0.0	0.0	0.0	0.0	0.0	0.0
Sulphur	0.0	0.0	0.0	0.0	0.0	0.0	0.0	0.0	0.0	0.0	0.0	0.0	0.0
Sulphur Closing Inv	0.0	0.0	0.0	0.0	0.0	0.0	0.0	0.0	0.0	0.0	0.0	0.0	0.0

Unit of Measurement: Gas and Gas equivalent products: 1000m3, Liquids: m3, Sulphur: MTS

VPR6200

Facility ID ABGP0138158

Facility Name CENOVUS ALDERSON

Facility Licence # 1970

Facility Operator A7NW TXNE

Production Month	201701	201702	201703	201704	201705	201706	201707	201708	201709	201710	201711	201712	Totals
Receipts													
Receipts from Alberta Facilities	1,274.6	1,371.1	1,792.0	1,291.1	1,494.1	994.3	1,369.2	1,450.1	1,409.1	1,144.7	1,424.6	1,276.5	16,291.4
Receipts from Non-Alberta Facilities	0.0	0.0	0.0	0.0	0.0	0.0	0.0	0.0	0.0	0.0	0.0	0.0	0.0
Dispositions													
Disposition													
Battery	0.0	0.0	0.0	0.0	0.0	0.0	0.0	0.0	0.0	0.0	0.0	0.0	0.0
Gas Gathering System	0.0	0.0	0.0	0.0	0.0	0.0	0.0	0.0	0.0	0.0	0.0	0.0	0.0
Gas Plant	1,086.9	1,183.1	1,591.7	1,139.6	1,330.8	940.6	1,231.5	1,267.5	1,232.9	962.7	1,228.2	1,083.4	14,278.9
Injection Facility	0.0	0.0	0.0	0.0	0.0	0.0	0.0	0.0	0.0	0.0	0.0	0.0	0.0
Meter Station	0.0	0.0	0.0	0.0	0.0	0.0	0.0	0.0	0.0	0.0	0.0	0.0	0.0
Other	0.0	0.0	0.0	0.0	0.0	0.0	0.0	0.0	0.0	0.0	0.0	0.0	0.0
Alberta Commercial	0.0	0.0	0.0	0.0	0.0	0.0	0.0	0.0	0.0	0.0	0.0	0.0	0.0
Alberta Industrial	0.0	0.0	0.0	0.0	0.0	0.0	0.0	0.0	0.0	0.0	0.0	0.0	0.0
Alberta Residential	0.0	0.0	0.0	0.0	0.0	0.0	0.0	0.0	0.0	0.0	0.0	0.0	0.0
Alberta Elec.Generation	0.0	0.0	0.0	0.0	0.0	0.0	0.0	0.0	0.0	0.0	0.0	0.0	0.0
Shrinkage													
Acid Gas	15.6	30.3	34.6	11.5	25.3	14.1	24.2	58.0	53.2	25.4	30.4	33.1	355.7
Other products	0.0	0.0	0.0	0.0	0.0	0.0	0.0	0.0	0.0	0.0	0.0	0.0	0.0
Fuel	171.8	157.6	160.0	136.2	132.4	37.7	113.0	123.5	122.3	135.7	159.8	159.5	1,609.5
Flared	0.3	0.1	5.7	3.8	5.6	1.9	0.5	1.1	0.7	20.9	6.2	0.5	47.3
Vented	0.0	0.0	0.0	0.0	0.0	0.0	0.0	0.0	0.0	0.0	0.0	0.0	0.0
Diff and Other	0.0	0.0	0.0	0.0	0.0	0.0	0.0	0.0	0.0	0.0	0.0	0.0	0.0
Process and Frac													
Pentanes Plus	0.0	0.0	0.0	0.0	0.0	0.0	0.0	0.0	0.0	0.0	0.0	0.0	0.0
Propane	0.0	0.0	0.0	0.0	0.0	0.0	0.0	0.0	0.0	0.0	0.0	0.0	0.0
Butanes	0.0	0.0	0.0	0.0	0.0	0.0	0.0	0.0	0.0	0.0	0.0	0.0	0.0
Ethane	0.0	0.0	0.0	0.0	0.0	0.0	0.0	0.0	0.0	0.0	0.0	0.0	0.0
NGL	0.0	0.0	0.0	0.0	0.0	0.0	0.0	0.0	0.0	0.0	0.0	0.0	0.0
Sulphur	0.0	0.0	0.0	0.0	0.0	0.0	0.0	0.0	0.0	0.0	0.0	0.0	0.0
Sulphur Closing Inv	0.0	0.0	0.0	0.0	0.0	0.0	0.0	0.0	0.0	0.0	0.0	0.0	0.0

Unit of Measurement: Gas and Gas equivalent products: 1000m3, Liquids: m3, Sulphur: MTS

Monthly Gas Plant Receipts, Dispositions and Process

VPR6200

Facility ID ABGP0144505

Facility Name Orlen Kakwa 16-07 Gas Plant

Facility Licence # 46377

Facility Operator A2DE OUC

Production Month	201701	201702	201703	201704	201705	201706	201707	201708	201709	201710	201711	201712	Totals
Receipts													
Receipts from Alberta Facilities	0.0	0.0	0.0	11,600.1	17,223.1	16,654.2	20,049.9	19,979.8	21,626.5	21,202.1	20,910.8	19,363.6	168,610.1
Receipts from Non-Alberta Facilities	0.0	0.0	0.0	0.0	0.0	0.0	0.0	0.0	0.0	0.0	0.0	0.0	0.0
Dispositions													
Disposition													
Battery	0.0	0.0	0.0	0.0	0.0	0.0	0.0	0.0	0.0	0.0	0.0	0.0	0.0
Gas Gathering System	0.0	0.0	0.0	12,448.4	15,666.0	14,386.5	17,009.8	17,066.3	17,833.3	17,085.7	17,290.2	16,161.7	144,947.9
Gas Plant	0.0	0.0	0.0	0.0	0.0	0.0	0.0	0.0	0.0	0.0	0.0	0.0	0.0
Injection Facility	0.0	0.0	0.0	0.0	0.0	0.0	0.0	0.0	0.0	0.0	0.0	0.0	0.0
Meter Station	0.0	0.0	0.0	0.0	0.0	0.0	0.0	0.0	0.0	0.0	0.0	0.0	0.0
Other	0.0	0.0	0.0	0.0	0.0	0.0	0.0	0.0	0.0	0.0	0.0	0.0	0.0
Alberta Commercial	0.0	0.0	0.0	0.0	0.0	0.0	0.0	0.0	0.0	0.0	0.0	0.0	0.0
Alberta Industrial	0.0	0.0	0.0	0.0	0.0	0.0	0.0	0.0	0.0	0.0	0.0	0.0	0.0
Alberta Residential	0.0	0.0	0.0	0.0	0.0	0.0	0.0	0.0	0.0	0.0	0.0	0.0	0.0
Alberta Elec.Generation	0.0	0.0	0.0	0.0	0.0	0.0	0.0	0.0	0.0	0.0	0.0	0.0	0.0
Shrinkage													
Acid Gas	0.0	0.0	0.0	25.1	37.3	54.4	38.6	43.1	43.3	40.4	38.0	44.0	364.2
Other products	0.0	0.0	0.0	0.0	2,872.7	2,594.2	3,288.0	3,289.2	3,660.0	3,530.6	3,603.1	3,106.0	25,943.8
Fuel	0.0	0.0	0.0	827.0	947.8	893.2	941.6	952.0	945.3	955.8	953.6	1,047.3	8,463.6
Flared	0.0	0.0	0.0	0.0	0.4	0.3	0.2	1.2	0.5	2.6	2.2	4.7	12.1
Vented	0.0	0.0	0.0	1.1	1.1	1.1	3.8	1.1	1.1	1.1	1.1	1.1	12.6
Diff and Other	0.0	0.0	0.0	-1,701.5	-2,302.2	-1,275.5	-1,232.1	-1,373.1	-857.0	-414.1	-977.4	-1,001.2	-11,134.1
Process and Frac													
Pentanes Plus	0.0	0.0	0.0	0.0	13,899.8	12,552.3	15,909.2	15,915.4	17,709.3	17,083.5	17,433.9	15,028.9	125,532.3
Propane	0.0	0.0	0.0	0.0	0.0	0.0	0.0	0.0	0.0	0.0	0.0	0.0	0.0
Butanes	0.0	0.0	0.0	0.0	0.0	0.0	0.0	0.0	0.0	0.0	0.0	0.0	0.0
Ethane	0.0	0.0	0.0	0.0	0.0	0.0	0.0	0.0	0.0	0.0	0.0	0.0	0.0
NGL	0.0	0.0	0.0	0.0	0.0	0.0	0.0	0.0	0.0	0.0	0.0	0.0	0.0
Sulphur	0.0	0.0	0.0	0.0	0.0	0.0	0.0	0.0	0.0	0.0	0.0	0.0	0.0
Sulphur Closing Inv	0.0	0.0	0.0	0.0	0.0	0.0	0.0	0.0	0.0	0.0	0.0	0.0	0.0

VPR6200
Facility ID ABGP0144581
Facility Licence # 49655

Facility Name AE GP 4/13-21-15-11W4
Facility Operator A7NW TXNE

Production Month	201701	201702	201703	201704	201705	201706	201707	201708	201709	201710	201711	201712	Totals
Receipts													
Receipts from Alberta Facilities	0.0	0.0	0.0	0.0	6,327.7	6,734.7	6,652.9	7,397.9	6,740.0	6,691.2	6,709.9	6,521.9	53,776.2
Receipts from Non-Alberta Facilities	0.0	0.0	0.0	0.0	0.0	0.0	0.0	0.0	0.0	0.0	0.0	0.0	0.0
Dispositions													
Disposition													
Battery	0.0	0.0	0.0	0.0	0.0	0.0	0.0	0.0	0.0	0.0	0.0	0.0	0.0
Gas Gathering System	0.0	0.0	0.0	0.0	0.0	0.0	0.0	0.0	0.0	0.0	0.0	0.0	0.0
Gas Plant	0.0	0.0	0.0	0.0	0.0	0.0	0.0	0.0	0.0	0.0	0.0	0.0	0.0
Injection Facility	0.0	0.0	0.0	0.0	0.0	0.0	0.0	0.0	0.0	0.0	0.0	0.0	0.0
Meter Station	0.0	0.0	0.0	0.0	6,136.2	6,701.2	6,654.8	7,245.9	6,589.0	6,551.5	6,544.5	6,431.8	52,854.9
Other	0.0	0.0	0.0	0.0	0.0	0.0	0.0	0.0	0.0	0.0	0.0	0.0	0.0
Alberta Commercial	0.0	0.0	0.0	0.0	0.0	0.0	0.0	0.0	0.0	0.0	0.0	0.0	0.0
Alberta Industrial	0.0	0.0	0.0	0.0	0.0	0.0	0.0	0.0	0.0	0.0	0.0	0.0	0.0
Alberta Residential	0.0	0.0	0.0	0.0	0.0	0.0	0.0	0.0	0.0	0.0	0.0	0.0	0.0
Alberta Elec.Generation	0.0	0.0	0.0	0.0	0.0	0.0	0.0	0.0	0.0	0.0	0.0	0.0	0.0
Shrinkage													
Acid Gas	0.0	0.0	0.0	0.0	0.0	0.0	0.0	0.0	0.0	0.0	0.0	0.0	0.0
Other products	0.0	0.0	0.0	0.0	0.0	3.5	8.7	9.7	12.6	10.6	10.2	9.1	64.4
Fuel	0.0	0.0	0.0	0.0	41.6	134.9	139.5	149.6	137.0	127.5	137.6	136.1	1,003.8
Flared	0.0	0.0	0.0	0.0	0.0	0.0	0.0	0.0	0.0	0.0	0.0	0.0	0.0
Vented	0.0	0.0	0.0	0.0	0.0	0.0	1.4	1.4	1.4	2.6	0.0	0.0	6.8
Diff and Other	0.0	0.0	0.0	0.0	149.9	-104.9	-151.5	-8.7	0.0	-1.0	17.6	-55.1	-153.7
Process and Frac													
Pentanes Plus	0.0	0.0	0.0	0.0	0.0	0.0	0.0	0.0	0.0	0.0	0.0	0.0	0.0
Propane	0.0	0.0	0.0	0.0	0.0	0.0	0.0	0.0	0.0	0.0	0.0	0.0	0.0
Butanes	0.0	0.0	0.0	0.0	0.0	0.0	0.0	0.0	0.0	0.0	0.0	0.0	0.0
Ethane	0.0	0.0	0.0	0.0	0.0	0.0	0.0	0.0	0.0	0.0	0.0	0.0	0.0
NGL	0.0	0.0	0.0	0.0	0.0	15.0	39.0	43.8	56.7	47.8	45.5	40.3	288.1
Sulphur	0.0	0.0	0.0	0.0	0.0	0.0	0.0	0.0	0.0	0.0	0.0	0.0	0.0
Sulphur Closing Inv	0.0	0.0	0.0	0.0	0.0	0.0	0.0	0.0	0.0	0.0	0.0	0.0	0.0

Unit of Measurement: Gas and Gas equivalent products: 1000m3, Liquids: m3, Sulphur: MTS

VPR6200

Facility ID ABGP0145469

Facility Name MBOG RED EARTH 2-23 GAS PLANT

Facility Licence # 26475

Facility Operator A79R MBOG

Production Month	201701	201702	201703	201704	201705	201706	201707	201708	201709	201710	201711	201712	Totals
SHUTIN													
Receipts													
Receipts from Alberta Facilities	0.0	0.0	0.0	0.0	0.0	0.0	0.0	981.8	800.4	911.2	856.4	790.3	4,340.1
Receipts from Non-Alberta Facilities	0.0	0.0	0.0	0.0	0.0	0.0	0.0	0.0	0.0	0.0	0.0	0.0	0.0
Dispositions													
Disposition	Battery	0.0	0.0	0.0	0.0	0.0	0.0	0.0	0.0	0.0	0.0	0.0	0.0
	Gas Gathering System	0.0	0.0	0.0	0.0	0.0	0.0	687.0	737.3	871.1	808.4	731.6	3,835.4
	Gas Plant	0.0	0.0	0.0	0.0	0.0	0.0	0.0	0.0	0.0	0.0	0.0	0.0
	Injection Facility	0.0	0.0	0.0	0.0	0.0	0.0	0.0	0.0	0.0	0.0	0.0	0.0
	Meter Station	0.0	0.0	0.0	0.0	0.0	0.0	178.9	0.0	0.0	0.0	0.0	178.9
	Other	0.0	0.0	0.0	0.0	0.0	0.0	0.0	0.0	0.0	0.0	0.0	0.0
	Alberta Commercial	0.0	0.0	0.0	0.0	0.0	0.0	0.0	0.0	0.0	0.0	0.0	0.0
	Alberta Industrial	0.0	0.0	0.0	0.0	0.0	0.0	0.0	0.0	0.0	0.0	0.0	0.0
	Alberta Residential	0.0	0.0	0.0	0.0	0.0	0.0	0.0	0.0	0.0	0.0	0.0	0.0
	Alberta Elec.Generation	0.0	0.0	0.0	0.0	0.0	0.0	0.0	0.0	0.0	0.0	0.0	0.0
Shrinkage	Acid Gas	0.0	0.0	0.0	0.0	0.0	0.0	0.0	0.0	0.0	0.0	0.0	0.0
	Other products	0.0	0.0	0.0	0.0	0.0	0.0	24.1	11.5	11.4	0.0	0.0	47.0
Fuel		0.0	0.0	0.0	0.0	0.0	0.0	27.9	10.8	14.4	13.2	10.1	76.4
Flared		0.0	0.0	0.0	0.0	0.0	0.0	68.0	0.0	8.7	8.7	30.1	115.5
Vented		0.0	0.0	0.0	0.0	0.0	0.0	0.0	0.0	0.0	0.0	0.0	0.0
Diff and Other		0.0	0.0	0.0	0.0	0.0	0.0	-4.1	40.8	5.6	26.1	18.5	86.9
Process and Frac													
Pentanes Plus		0.0	0.0	0.0	0.0	0.0	0.0	0.0	0.0	0.0	0.0	0.0	0.0
Propane		0.0	0.0	0.0	0.0	0.0	0.0	0.0	0.0	0.0	0.0	0.0	0.0
Butanes		0.0	0.0	0.0	0.0	0.0	0.0	0.0	0.0	0.0	0.0	0.0	0.0
Ethane		0.0	0.0	0.0	0.0	0.0	0.0	0.0	0.0	0.0	0.0	0.0	0.0
NGL		0.0	0.0	0.0	0.0	0.0	0.0	96.3	45.1	45.0	0.0	0.0	186.4
Sulphur		0.0	0.0	0.0	0.0	0.0	0.0	0.0	0.0	0.0	0.0	0.0	0.0
Sulphur Closing Inv		0.0	0.0	0.0	0.0	0.0	0.0	0.0	0.0	0.0	0.0	0.0	0.0

VPR6200
Facility ID ABGP0001024

Facility Name BOUNDARY LAKE S 1-14-85-13W6

Facility Licence # 17076

Facility Operator OHE9 CNRL

Production Month	201701	201702	201703	201704	201705	201706	201707	201708	201709	201710	201711	201712	Totals
Receipts													
Receipts from Alberta Facilities	9,288.4	8,254.8	8,233.7	8,399.7	8,610.3	8,913.3	9,435.8	8,978.1	9,021.5	7,394.6	8,215.6	7,437.9	102,183.7
Receipts from Non-Alberta Facilities	0.0	0.0	0.0	0.0	0.0	0.0	0.0	0.0	0.0	0.0	0.0	0.0	0.0
Dispositions													
Disposition Battery	95.9	88.8	94.6	91.0	70.5	28.3	23.4	11.4	11.7	20.1	22.4	23.4	581.5
Gas Gathering System	0.0	0.0	0.0	0.0	0.0	0.0	0.0	0.0	0.0	0.0	0.0	0.0	0.0
Gas Plant	0.0	0.0	0.0	0.0	0.0	0.0	0.0	0.0	0.0	0.0	0.0	0.0	0.0
Injection Facility	0.0	0.0	0.0	0.0	0.0	0.0	0.0	0.0	0.0	0.0	0.0	0.0	0.0
Meter Station	8,438.0	7,504.1	7,691.6	7,828.8	7,830.2	8,201.7	8,700.5	8,245.7	8,178.0	6,746.9	7,630.0	6,930.3	93,925.8
Other	0.0	0.0	0.0	0.0	0.0	0.0	0.0	0.0	0.0	0.0	0.0	0.0	0.0
Alberta Commercial	0.0	0.0	0.0	0.0	0.0	0.0	0.0	0.0	0.0	0.0	0.0	0.0	0.0
Alberta Industrial	0.0	0.0	0.0	0.0	0.0	0.0	0.0	0.0	0.0	0.0	0.0	0.0	0.0
Alberta Residential	0.0	0.0	0.0	0.0	0.0	0.0	0.0	0.0	0.0	0.0	0.0	0.0	0.0
Alberta Elec.Generation	0.0	0.0	0.0	0.0	0.0	0.0	0.0	0.0	0.0	0.0	0.0	0.0	0.0
Shrinkage Acid Gas	15.4	15.2	14.5	15.3	10.9	0.0	0.0	0.0	0.0	0.0	0.0	0.0	71.3
Other products	171.9	139.4	136.7	152.1	167.3	161.1	155.2	189.6	188.9	204.4	221.4	186.3	2,074.3
Fuel	404.9	370.4	387.4	379.8	315.7	257.9	270.3	259.2	249.4	222.2	233.0	233.4	3,583.6
Flared	2.7	2.2	1.8	3.2	40.9	1.3	2.4	1.2	3.4	6.0	0.2	0.3	65.6
Vented	0.4	0.3	0.3	4.0	0.5	0.5	0.5	0.6	0.5	0.5	0.4	0.3	8.8
Diff and Other	159.2	134.4	-93.2	-74.5	174.3	262.5	283.5	270.4	389.6	194.5	108.2	63.9	1,872.8
Process and Frac													
Pentanes Plus	411.8	310.9	274.5	339.4	452.9	505.1	520.5	588.4	514.9	493.3	430.8	257.5	5,100.0
Propane	0.0	0.0	0.0	0.0	0.0	0.0	0.0	0.0	0.0	0.0	0.0	0.0	0.0
Butanes	0.0	0.0	0.0	0.0	0.0	0.0	0.0	0.0	0.0	0.0	0.0	0.0	0.0
Ethane	0.0	0.0	0.0	0.0	0.0	0.0	0.0	0.0	0.0	0.0	0.0	0.0	0.0
NGL	354.9	308.2	337.2	338.1	304.0	232.6	190.7	271.9	323.1	396.9	516.9	524.7	4,099.2
Sulphur	0.0	0.0	0.0	0.0	0.0	0.0	0.0	0.0	0.0	0.0	0.0	0.0	0.0
Sulphur Closing Inv	0.0	0.0	0.0	0.0	0.0	0.0	0.0	0.0	0.0	0.0	0.0	0.0	0.0

Unit of Measurement: Gas and Gas equivalent products: 1000m3, Liquids: m3, Sulphur: MTS

VPR6200

Facility ID ABGP0001058

Facility Name TRILOGY KAYBOB

Facility Licence # 14191

Facility Operator OAW4 PARA

Production Month	201701	201702	201703	201704	201705	201706	201707	201708	201709	201710	201711	201712	Totals
Receipts													
Receipts from Alberta Facilities	66,793.8	63,019.4	66,861.0	37,021.4	65,076.2	74,612.1	78,294.3	89,348.5	81,909.8	84,573.0	82,675.7	21,018.0	811,203.2
Receipts from Non-Alberta Facilities	0.0	0.0	0.0	0.0	0.0	0.0	0.0	0.0	0.0	0.0	0.0	0.0	0.0
Dispositions													
Disposition Battery	1,091.3	1,119.3	1,173.7	881.8	971.6	959.3	1,019.9	1,124.5	1,023.0	1,084.8	1,202.7	1,516.2	13,168.1
Gas Gathering System	0.0	0.0	0.0	0.0	0.0	0.0	0.0	0.0	0.0	0.0	0.0	0.0	0.0
Gas Plant	0.0	0.0	0.0	0.0	0.0	0.0	0.0	0.0	0.0	0.0	0.0	0.0	0.0
Injection Facility	693.4	665.3	693.9	278.5	447.3	599.6	684.9	815.4	742.0	766.0	762.2	173.7	7,322.2
Meter Station	63,238.0	59,341.1	62,192.0	34,084.5	61,521.8	71,147.1	74,366.5	85,393.8	78,213.1	80,803.7	78,909.2	17,899.0	767,109.8
Other	0.0	0.0	0.0	0.0	0.0	0.0	0.0	0.0	0.0	0.0	0.0	0.0	0.0
Alberta Commercial	0.0	0.0	0.0	0.0	0.0	0.0	0.0	0.0	0.0	0.0	0.0	0.0	0.0
Alberta Industrial	0.0	0.0	0.0	0.0	0.0	0.0	0.0	0.0	0.0	0.0	0.0	0.0	0.0
Alberta Residential	0.0	0.0	0.0	0.0	0.0	0.0	0.0	0.0	0.0	0.0	0.0	0.0	0.0
Alberta Elec.Generation	0.0	0.0	0.0	0.0	0.0	0.0	0.0	0.0	0.0	0.0	0.0	0.0	0.0
Shrinkage Acid Gas	0.0	0.0	0.0	0.0	0.0	0.0	0.0	0.0	0.0	0.0	0.0	0.0	0.0
Other products	972.6	972.8	1,091.5	558.8	877.0	1,049.9	1,214.3	1,324.0	1,237.0	1,306.3	1,226.5	454.4	12,285.1
Fuel	1,325.0	1,227.5	1,251.3	939.7	1,119.9	1,106.8	1,185.5	1,129.7	1,106.2	1,198.3	1,186.5	1,046.6	13,823.0
Flared	162.9	130.0	361.2	666.9	512.9	248.5	295.4	195.0	315.8	162.2	175.6	386.6	3,613.0
Vented	1.1	1.1	1.4	0.6	1.4	0.7	1.8	0.4	1.3	0.8	0.7	0.7	12.0
Diff and Other	-690.5	-437.7	96.0	-389.4	-375.7	-499.8	-474.0	-634.3	-728.6	-749.1	-787.7	-459.2	-6,130.0
Process and Frac													
Pentanes Plus	1,613.4	1,801.6	2,013.3	875.0	1,412.7	1,821.2	2,339.5	2,611.7	2,517.6	2,546.5	2,386.9	655.9	22,595.3
Propane	0.0	0.0	0.0	0.0	0.0	0.0	0.0	0.0	0.0	0.0	0.0	0.0	0.0
Butanes	0.0	0.0	0.0	0.0	0.0	0.0	0.0	0.0	0.0	0.0	0.0	0.0	0.0
Ethane	0.0	0.0	0.0	0.0	0.0	0.0	0.0	0.0	0.0	0.0	0.0	0.0	0.0
NGL	2,654.9	2,472.4	2,757.8	1,574.9	2,440.6	2,807.2	3,040.4	3,266.4	2,961.7	3,237.2	3,039.3	1,313.7	31,566.5
Sulphur	0.0	0.0	0.0	0.0	0.0	0.0	0.0	0.0	0.0	0.0	0.0	0.0	0.0
Sulphur Closing Inv	0.0	0.0	0.0	0.0	0.0	0.0	0.0	0.0	0.0	0.0	0.0	0.0	0.0

VPR6200
Facility ID ABGP0001062

Facility Name PENGROWTH CARSON CREEK

Facility Licence # 13736

Facility Operator A7ND ACCEL HOLDINGS

Production Month	201701	201702	201703	201704	201705	201706	201707	201708	201709	201710	201711	201712	Totals
Receipts													
Receipts from Alberta Facilities	6,808.6	5,642.1	6,799.6	6,454.8	6,462.7	6,053.6	6,042.6	5,697.9	5,996.0	5,872.9	5,733.1	5,377.4	72,941.3
Receipts from Non-Alberta Facilities	0.0	0.0	0.0	0.0	0.0	0.0	0.0	0.0	0.0	0.0	0.0	0.0	0.0
Dispositions													
Disposition													
Battery	533.1	486.9	534.2	523.6	528.5	467.0	389.6	396.7	433.0	452.1	436.9	448.1	5,629.7
Gas Gathering System	0.0	0.0	0.0	0.0	0.0	0.0	0.0	0.0	0.0	0.0	0.0	0.0	0.0
Gas Plant	0.0	0.0	0.0	0.0	0.0	0.0	0.0	0.0	0.0	0.0	0.0	0.0	0.0
Injection Facility	0.0	0.0	0.0	0.0	0.0	0.0	0.0	0.0	0.0	0.0	0.0	0.0	0.0
Meter Station	4,681.3	3,704.2	4,564.1	4,121.7	4,402.3	4,244.5	4,248.8	3,920.1	4,226.5	3,731.9	3,799.8	3,471.5	49,116.7
Other	0.0	0.0	0.0	0.0	0.0	0.0	0.0	0.0	0.0	0.0	0.0	0.0	0.0
Alberta Commercial	62.0	45.0	180.7	391.1	204.0	114.5	207.7	287.9	194.0	479.3	283.4	221.1	2,670.7
Alberta Industrial	0.0	0.0	0.0	0.0	0.0	0.0	0.0	0.0	0.0	0.0	0.0	0.0	0.0
Alberta Residential	0.0	0.0	0.0	0.0	0.0	0.0	0.0	0.0	0.0	0.0	0.0	0.0	0.0
Alberta Elec.Generation	0.0	0.0	0.0	0.0	0.0	0.0	0.0	0.0	0.0	0.0	0.0	0.0	0.0
Shrinkage													
Acid Gas	302.2	247.9	305.4	289.4	290.0	272.6	270.3	253.6	243.4	91.5	90.2	90.4	2,746.9
Other products	755.7	619.7	726.3	719.7	726.8	695.2	660.6	624.9	659.2	672.5	693.1	652.8	8,206.5
Fuel	805.0	733.1	802.1	751.8	761.1	714.5	603.9	732.6	713.3	745.5	764.3	799.8	8,927.0
Flared	8.8	14.5	41.7	7.8	57.8	16.0	24.8	25.8	20.4	15.3	16.9	23.1	272.9
Vented	0.0	0.0	0.0	0.0	0.0	0.0	0.0	0.0	0.0	0.0	0.0	0.0	0.0
Diff and Other	-339.5	-209.2	-354.9	-350.3	-507.8	-470.7	-363.1	-543.7	-493.8	-315.2	-351.5	-329.4	-4,629.1
Process and Frac													
Pentanes Plus	500.9	466.6	480.1	551.0	609.0	633.9	575.9	522.2	430.4	586.8	674.4	593.8	6,625.0
Propane	0.0	0.0	0.0	0.0	0.0	0.0	0.0	0.0	0.0	0.0	0.0	0.0	0.0
Butanes	0.0	0.0	0.0	0.0	0.0	0.0	0.0	0.0	0.0	0.0	0.0	0.0	0.0
Ethane	0.0	0.0	0.0	0.0	0.0	0.0	0.0	0.0	0.0	0.0	0.0	0.0	0.0
NGL	2,676.9	2,145.5	2,569.9	2,471.7	2,456.3	2,308.0	2,218.4	2,116.2	2,326.3	2,245.3	2,244.0	2,139.1	27,917.6
Sulphur	0.0	0.0	0.0	0.0	0.0	0.0	0.0	0.0	0.0	0.0	0.0	0.0	0.0
Sulphur Closing Inv	0.0	0.0	0.0	0.0	0.0	0.0	0.0	0.0	0.0	0.0	0.0	0.0	0.0

Unit of Measurement: Gas and Gas equivalent products: 1000m3, Liquids: m3, Sulphur: MTS

VPR6200

Facility ID ABGP0001069

Facility Name PENGROWTH JUDY CREEK

Facility Licence # 14146

Facility Operator A7GH ACCEL

Production Month	201701	201702	201703	201704	201705	201706	201707	201708	201709	201710	201711	201712	Totals
Receipts													
Receipts from Alberta Facilities	19,588.6	17,145.5	19,338.0	18,113.4	17,798.3	17,495.9	18,852.4	18,578.3	19,400.9	20,151.8	19,556.2	19,940.7	225,960.0
Receipts from Non-Alberta Facilities	0.0	0.0	0.0	0.0	0.0	0.0	0.0	0.0	0.0	0.0	0.0	0.0	0.0
Dispositions													
Disposition													
Battery	151.2	131.9	151.6	67.0	64.5	60.9	63.6	64.3	66.4	209.0	212.0	233.4	1,475.8
Gas Gathering System	1,371.2	1,132.7	1,371.8	1,330.5	1,259.7	1,166.3	1,287.6	1,251.4	1,248.3	1,338.2	1,398.1	1,385.4	15,541.2
Gas Plant	0.0	0.0	0.0	0.0	0.0	0.0	0.0	0.0	0.0	0.0	0.0	0.0	0.0
Injection Facility	2,184.2	1,925.0	2,090.9	1,999.8	1,953.3	1,917.5	2,408.1	2,150.2	2,010.6	2,382.8	2,412.2	2,544.3	25,978.9
Meter Station	6,127.3	7,427.2	5,983.0	5,487.3	5,284.3	5,942.4	5,808.3	6,018.2	6,798.3	6,387.0	5,813.2	5,800.3	72,876.8
Other	0.0	0.0	0.0	0.0	0.0	0.0	0.0	0.0	0.0	0.0	0.0	0.0	0.0
Alberta Commercial	44.6	34.5	160.3	327.2	198.3	93.1	208.1	242.5	158.2	354.9	310.2	107.2	2,239.1
Alberta Industrial	0.0	0.0	0.0	0.0	0.0	0.0	0.0	0.0	0.0	0.0	0.0	0.0	0.0
Alberta Residential	0.0	0.0	0.0	0.0	0.0	0.0	0.0	0.0	0.0	0.0	0.0	0.0	0.0
Alberta Elec.Generation	0.0	0.0	0.0	0.0	0.0	0.0	0.0	0.0	0.0	0.0	0.0	0.0	0.0
Acid Gas	16.1	25.1	97.9	12.3	26.1	12.8	13.3	15.6	10.9	11.7	16.2	21.1	279.1
Other products	6,759.9	4,297.2	6,893.6	6,646.3	6,416.4	6,361.1	6,811.2	6,481.9	6,850.8	6,925.1	6,711.7	6,925.4	78,080.6
Fuel	1,473.7	1,091.9	1,834.0	1,609.0	1,520.6	1,434.3	1,471.8	1,443.9	1,485.4	1,586.0	1,659.2	1,762.5	18,372.3
Flared	172.8	70.6	46.7	54.4	28.4	16.4	19.0	26.7	20.8	5.7	138.3	89.6	689.4
Vented	18.9	15.2	9.2	13.7	14.9	11.8	12.6	10.3	6.6	7.6	15.2	12.9	148.9
Diff and Other	1,268.7	994.2	699.0	565.9	1,031.8	479.3	748.8	873.3	744.6	943.8	869.9	1,058.6	10,277.9
Process and Frac													
Pentanes Plus	0.0	0.0	0.0	0.0	0.0	0.0	0.0	0.0	0.0	0.0	0.0	0.0	0.0
Propane	0.0	0.0	0.0	0.0	0.0	0.0	0.0	0.0	0.0	0.0	0.0	0.0	0.0
Butanes	0.0	0.0	0.0	0.0	0.0	0.0	0.0	0.0	0.0	0.0	0.0	0.0	0.0
Ethane	0.0	0.0	0.0	0.0	0.0	0.0	0.0	0.0	0.0	0.0	0.0	0.0	0.0
NGL	25,537.4	16,648.3	26,022.2	25,057.0	24,171.0	24,063.8	25,790.9	24,573.1	25,937.6	26,202.0	25,369.9	26,159.9	295,533.1
Sulphur	0.0	0.0	0.0	0.0	0.0	0.0	0.0	0.0	0.0	0.0	0.0	0.0	0.0
Sulphur Closing Inv	0.0	0.0	0.0	0.0	0.0	0.0	0.0	0.0	0.0	0.0	0.0	0.0	0.0

Unit of Measurement: Gas and Gas equivalent products: 1000m3, Liquids: m3, Sulphur: MTS

VPR6200

Facility ID ABGP0001070

Facility Name OCELOT SYLVAN LAKE

Facility Licence # 6155

Facility Operator OTM9 NAL

Production Month	201701	201702	201703	201704	201705	201706	201707	201708	201709	201710	201711	201712	Totals
Receipts													
Receipts from Alberta Facilities	26,327.7	23,885.4	26,237.5	25,598.5	26,399.6	25,389.1	26,138.8	24,906.6	11,751.6	18,968.0	23,562.9	22,855.4	282,021.1
Receipts from Non-Alberta Facilities	0.0	0.0	0.0	0.0	0.0	0.0	0.0	0.0	0.0	0.0	0.0	0.0	0.0
Dispositions													
Disposition													
Battery	0.0	0.0	0.0	0.0	0.0	0.0	0.0	0.0	0.0	0.0	12.4	0.0	12.4
Gas Gathering System	490.1	414.6	439.2	422.6	401.0	446.4	430.5	513.8	279.2	396.7	365.6	409.3	5,009.0
Gas Plant	0.0	0.0	0.0	0.0	0.0	0.0	0.0	0.0	0.0	0.0	0.0	0.0	0.0
Injection Facility	0.0	0.0	0.0	0.0	0.0	0.0	0.0	0.0	0.0	0.0	0.0	0.0	0.0
Meter Station	22,719.2	20,659.7	22,815.1	22,105.4	22,861.8	21,830.1	22,360.7	21,293.2	9,887.6	16,164.0	20,244.5	19,234.4	242,175.7
Other	9.4	8.2	10.3	8.9	10.3	3.1	0.1	0.0	0.0	7.8	0.0	13.3	71.4
Alberta Commercial	0.0	0.0	0.0	0.0	0.0	0.0	0.0	0.0	0.0	0.0	0.0	0.0	0.0
Alberta Industrial	0.0	0.0	0.0	0.0	0.0	0.0	0.0	0.0	0.0	0.0	0.0	0.0	0.0
Alberta Residential	0.0	0.0	0.0	0.0	0.0	0.0	0.0	0.0	0.0	0.0	0.0	0.0	0.0
Alberta Elec.Generation	0.0	0.0	0.0	0.0	0.0	0.0	0.0	0.0	0.0	0.0	0.0	0.0	0.0
Shrinkage													
Acid Gas	808.8	713.8	785.2	755.0	779.1	748.5	769.6	759.6	366.4	621.6	753.7	766.5	8,627.8
Other products	1,600.5	1,472.5	1,596.8	1,632.0	1,574.9	1,758.5	1,734.8	1,682.3	808.0	1,314.3	1,582.2	1,640.8	18,397.6
Fuel	837.4	760.6	818.6	813.0	789.5	737.2	823.8	957.8	471.0	837.1	932.9	894.3	9,673.2
Flared	2.8	4.3	3.4	7.9	8.3	17.2	4.3	4.3	99.7	7.8	35.5	15.8	211.3
Vented	0.0	0.0	0.0	0.0	0.0	0.0	0.0	0.0	0.0	0.0	0.0	0.0	0.0
Diff and Other	-140.5	-148.3	-231.1	-146.3	-25.3	-151.9	15.0	-304.4	-160.3	-381.3	-363.9	-119.0	-2,157.3
Process and Frac													
Pentanes Plus	1,928.7	1,866.0	1,769.8	1,878.0	2,058.6	2,009.4	2,154.8	2,102.9	986.2	1,512.8	1,693.8	1,708.2	21,669.2
Propane	3,629.2	3,339.8	3,940.1	4,107.4	4,068.2	3,762.0	3,965.3	4,055.6	1,947.5	3,498.5	3,929.0	4,257.3	44,499.9
Butanes	2,813.3	2,554.5	2,970.2	2,966.9	2,795.2	3,113.4	2,840.3	2,920.9	1,319.0	2,360.5	2,775.8	2,881.7	32,311.7
Ethane	0.0	0.0	0.0	0.0	0.0	0.0	0.0	0.0	0.0	0.0	0.0	0.0	0.0
NGL	26.0	22.3	24.3	21.4	15.9	11.4	17.1	9.4	9.4	7.0	21.1	0.0	185.3
Sulphur	0.0	0.0	0.0	0.0	0.0	0.0	0.0	0.0	0.0	0.0	0.0	0.0	0.0
Sulphur Closing Inv	0.0	0.0	0.0	0.0	0.0	0.0	0.0	0.0	0.0	0.0	0.0	0.0	0.0

Unit of Measurement: Gas and Gas equivalent products: 1000m3, Liquids: m3, Sulphur: MTS

VPR6200

Facility ID ABGP0001115

Facility Name PETRO-CAN WHITECOURT

Facility Licence # 13484

Facility Operator A2TG TQN

Production Month	201701	201702	201703	201704	201705	201706	201707	201708	201709	201710	201711	201712	Totals
Receipts													
Receipts from Alberta Facilities	10,971.5	9,610.9	10,340.2	10,354.6	10,641.8	9,765.2	10,504.8	9,597.7	8,151.1	7,401.6	10,428.9	10,889.7	118,658.0
Receipts from Non-Alberta Facilities	0.0	0.0	0.0	0.0	0.0	0.0	0.0	0.0	0.0	0.0	0.0	0.0	0.0
Dispositions													
Disposition													
Battery	0.0	0.0	0.0	0.0	0.0	0.0	0.0	0.0	0.0	0.0	0.0	0.0	0.0
Gas Gathering System	0.0	0.0	0.0	0.0	0.0	0.0	0.0	0.0	0.0	0.0	0.0	0.0	0.0
Gas Plant	0.0	0.0	0.0	0.0	0.0	0.0	0.0	0.0	0.0	0.0	0.0	0.0	0.0
Injection Facility	0.0	0.0	0.0	0.0	0.0	0.0	0.0	0.0	0.0	0.0	0.0	0.0	0.0
Meter Station	10,106.3	8,811.7	9,439.8	9,525.0	9,865.5	8,979.6	9,662.4	8,650.5	7,302.7	6,457.0	9,389.2	9,885.0	108,074.7
Other	0.0	0.0	0.0	0.0	0.0	0.0	0.0	0.0	0.0	0.0	0.0	0.0	0.0
Alberta Commercial	0.0	0.0	0.0	0.0	0.0	0.0	0.0	0.0	0.0	0.0	0.0	0.0	0.0
Alberta Industrial	0.0	0.0	0.0	0.0	0.0	0.0	0.0	0.0	0.0	0.0	0.0	0.0	0.0
Alberta Residential	0.0	0.0	0.0	0.0	0.0	0.0	0.0	0.0	0.0	0.0	0.0	0.0	0.0
Alberta Elec.Generation	0.0	0.0	0.0	0.0	0.0	0.0	0.0	0.0	0.0	0.0	0.0	0.0	0.0
Shrinkage													
Acid Gas	313.0	299.5	302.4	296.6	265.2	223.2	231.7	237.0	244.0	250.6	240.4	239.7	3,143.3
Other products	76.7	71.0	66.9	72.9	69.5	71.0	74.0	73.0	66.7	70.1	68.4	69.3	849.5
Fuel	690.4	622.7	662.3	634.2	628.0	602.2	616.0	617.6	611.0	646.0	640.4	625.3	7,596.1
Flared	1.7	0.6	2.2	0.2	4.4	1.0	14.1	41.5	67.8	6.7	4.4	13.8	158.4
Vented	0.0	0.0	0.0	0.0	0.0	0.0	0.0	0.0	0.0	0.0	0.0	0.0	0.0
Diff and Other	-216.6	-194.6	-133.4	-174.3	-190.8	-111.8	-93.4	-21.9	-141.1	-28.8	86.1	56.6	-1,164.0
Process and Frac													
Pentanes Plus	371.0	343.6	323.7	352.8	336.4	343.6	358.3	353.3	322.6	339.2	331.1	335.2	4,110.8
Propane	0.0	0.0	0.0	0.0	0.0	0.0	0.0	0.0	0.0	0.0	0.0	0.0	0.0
Butanes	0.0	0.0	0.0	0.0	0.0	0.0	0.0	0.0	0.0	0.0	0.0	0.0	0.0
Ethane	0.0	0.0	0.0	0.0	0.0	0.0	0.0	0.0	0.0	0.0	0.0	0.0	0.0
NGL	0.0	0.0	0.0	0.0	0.0	0.0	0.0	0.0	0.0	0.0	0.0	0.0	0.0
Sulphur	0.0	0.0	0.0	0.0	0.0	0.0	0.0	0.0	0.0	0.0	0.0	0.0	0.0
Sulphur Closing Inv	0.0	0.0	0.0	0.0	0.0	0.0	0.0	0.0	0.0	0.0	0.0	0.0	0.0

Unit of Measurement: Gas and Gas equivalent products: 1000m3, Liquids: m3, Sulphur: MTS

VPR6200

Facility ID ABGP0001127

Facility Name GREENCOURT 9-26-59-9W5

Facility Licence # 31839

Facility Operator OHE9 CNRL

Production Month	201701	201702	201703	201704	201705	201706	201707	201708	201709	201710	201711	201712	Totals
Receipts													
Receipts from Alberta Facilities	762.4	706.6	801.7	867.3	1,202.7	1,501.7	1,366.7	970.0	1,489.2	1,440.3	1,286.1	1,294.9	13,689.6
Receipts from Non-Alberta Facilities	0.0	0.0	0.0	0.0	0.0	0.0	0.0	0.0	0.0	0.0	0.0	0.0	0.0
Dispositions													
Disposition													
Battery	63.1	57.3	57.3	60.5	60.5	67.3	62.5	44.7	65.0	73.2	80.1	82.8	774.3
Gas Gathering System	0.0	0.0	0.0	0.0	0.0	0.0	0.0	0.0	0.0	0.0	0.0	0.0	0.0
Gas Plant	0.0	0.0	0.0	0.0	0.0	0.0	0.0	0.0	0.0	0.0	0.0	0.0	0.0
Injection Facility	0.0	0.0	0.0	0.0	0.0	0.0	0.0	0.0	0.0	0.0	0.0	0.0	0.0
Meter Station	291.5	270.2	317.2	426.6	765.5	1,075.6	954.2	722.5	1,077.0	1,018.9	844.5	822.0	8,585.7
Other	0.0	0.0	0.0	0.0	0.0	0.0	0.0	0.0	0.0	0.0	0.0	0.0	0.0
Alberta Commercial	0.0	0.0	0.0	0.0	0.0	0.0	0.0	0.0	0.0	0.0	0.0	0.0	0.0
Alberta Industrial	0.0	0.0	0.0	0.0	0.0	0.0	0.0	0.0	0.0	0.0	0.0	0.0	0.0
Alberta Residential	0.0	0.0	0.0	0.0	0.0	0.0	0.0	0.0	0.0	0.0	0.0	0.0	0.0
Alberta Elec.Generation	0.0	0.0	0.0	0.0	0.0	0.0	0.0	0.0	0.0	0.0	0.0	0.0	0.0
Shrinkage													
Acid Gas	69.4	55.6	44.2	32.1	43.4	53.0	49.1	49.6	62.6	64.2	52.8	59.9	635.9
Other products	2.0	1.8	2.7	3.8	21.5	16.2	13.7	7.2	11.9	13.2	11.3	10.7	116.0
Fuel	406.4	360.4	400.8	336.5	324.9	315.6	304.2	197.3	315.7	332.1	347.9	364.2	4,006.0
Flared	0.0	0.2	0.2	0.2	0.0	0.0	0.0	0.0	0.0	0.2	0.2	0.0	1.0
Vented	0.0	0.0	0.0	0.0	0.0	0.0	0.0	0.0	0.0	0.0	0.0	0.0	0.0
Diff and Other	-70.0	-38.9	-20.7	7.6	-13.1	-26.0	-17.0	-51.3	-43.0	-61.5	-50.7	-44.7	-429.3
Process and Frac													
Pentanes Plus	9.6	8.7	13.2	18.3	104.2	78.3	66.1	34.6	57.8	64.0	54.8	51.9	561.5
Propane	0.0	0.0	0.0	0.0	0.0	0.0	0.0	0.0	0.0	0.0	0.0	0.0	0.0
Butanes	0.0	0.0	0.0	0.0	0.0	0.0	0.0	0.0	0.0	0.0	0.0	0.0	0.0
Ethane	0.0	0.0	0.0	0.0	0.0	0.0	0.0	0.0	0.0	0.0	0.0	0.0	0.0
NGL	0.0	0.0	0.0	0.0	0.0	0.0	0.0	0.0	0.0	0.0	0.0	0.0	0.0
Sulphur	0.0	0.0	0.0	0.0	0.0	0.0	0.0	0.0	0.0	0.0	0.0	0.0	0.0
Sulphur Closing Inv	0.0	0.0	0.0	0.0	0.0	0.0	0.0	0.0	0.0	0.0	0.0	0.0	0.0

Unit of Measurement: Gas and Gas equivalent products: 1000m3, Liquids: m3, Sulphur: MTS

VPR6200

Facility ID ABGP0001135

Facility Name APACHE VIRGINIA HILL

Facility Licence # 14155

Facility Operator 0AW4

Production Month	201701	201702	201703	201704	201705	201706	201707	201708	201709	201710	201711	201712	Totals
	SHUTIN	SHUTIN	SHUTIN	SHUTIN	SHUTIN	SHUTIN		SHUTIN	SHUTIN			SHUTIN	
Receipts													
Receipts from Alberta Facilities	0.0	0.0	0.0	0.0	0.0	0.0	0.0	0.0	0.0	0.0	0.0	0.0	0.0
Receipts from Non-Alberta Facilities	0.0	0.0	0.0	0.0	0.0	0.0	0.0	0.0	0.0	0.0	0.0	0.0	0.0
Dispositions													
Disposition													
Battery	0.0	0.0	0.0	0.0	0.0	0.0	0.0	0.0	0.0	0.0	0.0	0.0	0.0
Gas Gathering System	0.0	0.0	0.0	0.0	0.0	0.0	0.0	0.0	0.0	0.0	0.0	0.0	0.0
Gas Plant	0.0	0.0	0.0	0.0	0.0	0.0	0.0	0.0	0.0	0.0	0.0	0.0	0.0
Injection Facility	0.0	0.0	0.0	0.0	0.0	0.0	0.0	0.0	0.0	0.0	0.0	0.0	0.0
Meter Station	0.0	0.0	0.0	0.0	0.0	0.0	0.0	0.0	0.0	0.0	0.0	0.0	0.0
Other	0.0	0.0	0.0	0.0	0.0	0.0	0.0	0.0	0.0	0.0	0.0	0.0	0.0
Alberta Commercial	0.0	0.0	0.0	0.0	0.0	0.0	0.0	0.0	0.0	0.0	0.0	0.0	0.0
Alberta Industrial	0.0	0.0	0.0	0.0	0.0	0.0	0.0	0.0	0.0	0.0	0.0	0.0	0.0
Alberta Residential	0.0	0.0	0.0	0.0	0.0	0.0	0.0	0.0	0.0	0.0	0.0	0.0	0.0
Alberta Elec.Generation	0.0	0.0	0.0	0.0	0.0	0.0	0.0	0.0	0.0	0.0	0.0	0.0	0.0
Shrinkage													
Acid Gas	0.0	0.0	0.0	0.0	0.0	0.0	0.0	0.0	0.0	0.0	0.0	0.0	0.0
Other products	0.0	0.0	0.0	0.0	0.0	0.0	0.0	0.0	0.0	0.0	0.0	0.0	0.0
Fuel	0.0	0.0	0.0	0.0	0.0	0.0	0.0	0.0	0.0	0.0	0.0	0.0	0.0
Flared	0.0	0.0	0.0	0.0	0.0	0.0	0.0	0.0	0.0	0.0	0.0	0.0	0.0
Vented	0.0	0.0	0.0	0.0	0.0	0.0	0.0	0.0	0.0	0.0	0.0	0.0	0.0
Diff and Other	0.0	0.0	0.0	0.0	0.0	0.0	0.0	0.0	0.0	0.0	0.0	0.0	0.0
Process and Frac													
Pentanes Plus	0.0	0.0	0.0	0.0	0.0	0.0	0.0	0.0	0.0	0.0	0.0	0.0	0.0
Propane	0.0	0.0	0.0	0.0	0.0	0.0	0.0	0.0	0.0	0.0	0.0	0.0	0.0
Butanes	0.0	0.0	0.0	0.0	0.0	0.0	0.0	0.0	0.0	0.0	0.0	0.0	0.0
Ethane	0.0	0.0	0.0	0.0	0.0	0.0	0.0	0.0	0.0	0.0	0.0	0.0	0.0
NGL	0.0	0.0	0.0	0.0	0.0	0.0	0.0	0.0	0.0	0.0	0.0	0.0	0.0
Sulphur	0.0	0.0	0.0	0.0	0.0	0.0	0.0	0.0	0.0	0.0	0.0	0.0	0.0
Sulphur Closing Inv	0.0	0.0	0.0	0.0	0.0	0.0	0.0	0.0	0.0	0.0	0.0	0.0	0.0

Unit of Measurement: Gas and Gas equivalent products: 1000m3, Liquids: m3, Sulphur: MTS

VPR6200

Facility ID ABGP0001138

Facility Name PENN WEST BIGORAY

Facility Licence # 11936

Facility Operator OBP8 OBE

Production Month	201701	201702	201703	201704	201705	201706	201707	201708	201709	201710	201711	201712	Totals
Receipts													
Receipts from Alberta Facilities	1,525.2	1,310.8	1,375.4	1,570.2	1,619.7	1,563.5	1,730.5	1,540.1	1,434.2	2,063.3	1,765.1	1,726.9	19,224.9
Receipts from Non-Alberta Facilities	0.0	0.0	0.0	0.0	0.0	0.0	0.0	0.0	0.0	0.0	0.0	0.0	0.0
Dispositions													
Disposition													
Battery	78.3	57.4	55.1	50.2	47.6	48.8	65.7	95.6	84.0	124.2	131.0	124.7	962.6
Gas Gathering System	0.0	0.0	0.0	0.0	0.0	0.0	0.0	0.0	0.0	0.0	0.0	0.0	0.0
Gas Plant	0.0	0.0	0.0	0.0	0.0	0.0	0.0	0.0	0.0	0.0	0.0	0.0	0.0
Injection Facility	0.0	0.0	0.0	0.0	0.0	0.0	0.0	0.0	0.0	0.0	0.0	0.0	0.0
Meter Station	935.3	857.0	980.1	1,059.8	1,163.2	1,256.0	1,320.5	1,196.9	1,033.7	1,537.8	1,163.8	1,240.8	13,744.9
Other	0.0	0.0	0.0	0.0	0.0	0.0	0.0	0.0	0.0	0.0	0.0	0.0	0.0
Alberta Commercial	0.0	0.0	0.0	0.0	0.0	0.0	0.0	0.0	0.0	0.0	0.0	0.0	0.0
Alberta Industrial	0.0	0.0	0.0	0.0	0.0	0.0	0.0	0.0	0.0	0.0	0.0	0.0	0.0
Alberta Residential	0.0	0.0	0.0	0.0	0.0	0.0	0.0	0.0	0.0	0.0	0.0	0.0	0.0
Alberta Elec.Generation	0.0	0.0	0.0	0.0	0.0	0.0	0.0	0.0	0.0	0.0	0.0	0.0	0.0
Shrinkage													
Acid Gas	64.6	55.6	65.7	70.1	72.6	76.0	78.3	69.0	61.7	94.4	78.8	91.3	878.1
Other products	61.9	65.3	76.7	83.6	80.3	77.3	90.3	91.0	76.4	137.5	104.2	109.2	1,053.7
Fuel	106.8	99.6	125.1	113.0	110.2	98.4	90.7	87.0	76.9	100.8	106.4	112.3	1,227.2
Flared	7.1	0.1	0.3	0.4	1.5	0.8	1.1	0.3	7.0	0.1	0.7	5.7	25.1
Vented	0.0	0.0	0.0	0.0	0.0	0.0	0.0	0.0	0.0	0.0	0.0	0.0	0.0
Diff and Other	271.2	175.8	72.4	193.1	144.3	6.2	83.9	0.3	94.5	68.5	180.2	42.9	1,333.3
Process and Frac													
Pentanes Plus	6.1	5.9	7.8	12.8	11.8	13.5	15.1	16.6	9.5	98.4	26.0	29.6	253.1
Propane	0.0	0.0	0.0	0.0	0.0	0.0	0.0	0.0	0.0	0.0	0.0	0.0	0.0
Butanes	0.0	0.0	0.0	0.0	0.0	0.0	0.0	0.0	0.0	0.0	0.0	0.0	0.0
Ethane	0.0	0.0	0.0	0.0	0.0	0.0	0.0	0.0	0.0	0.0	0.0	0.0	0.0
NGL	248.7	263.8	306.9	331.0	318.2	304.7	356.4	358.0	304.6	481.9	406.1	423.8	4,104.1
Sulphur	0.0	0.0	0.0	0.0	0.0	0.0	0.0	0.0	0.0	0.0	0.0	0.0	0.0
Sulphur Closing Inv	0.0	0.0	0.0	0.0	0.0	0.0	0.0	0.0	0.0	0.0	0.0	0.0	0.0

Unit of Measurement: Gas and Gas equivalent products: 1000m3, Liquids: m3, Sulphur: MTS

VPR6200

Facility ID ABGP0001150

Facility Name CRESTAR LITTLE BOW

Facility Licence # 1479

Facility Operator OMP9 ZARGON

Production Month	201701	201702	201703	201704	201705	201706	201707	201708	201709	201710	201711	201712	Totals
Receipts													
Receipts from Alberta Facilities	3,500.0	3,281.2	3,670.5	2,843.1	3,746.5	3,399.2	3,181.9	3,204.0	2,879.2	2,565.6	2,747.5	2,944.6	37,963.3
Receipts from Non-Alberta Facilities	0.0	0.0	0.0	0.0	0.0	0.0	0.0	0.0	0.0	0.0	0.0	0.0	0.0
Dispositions													
Disposition													
Battery	51.0	45.4	52.7	42.2	43.3	29.9	20.2	10.8	11.4	7.2	19.5	20.0	353.6
Gas Gathering System	0.0	0.0	0.0	0.0	0.0	0.0	0.0	0.0	0.0	0.0	0.0	0.0	0.0
Gas Plant	0.0	0.0	0.0	0.0	0.0	0.0	0.0	0.0	0.0	0.0	0.0	0.0	0.0
Injection Facility	0.0	0.0	0.0	0.0	0.0	0.0	0.0	0.0	0.0	0.0	0.0	0.0	0.0
Meter Station	2,012.3	1,846.6	2,094.3	1,562.5	2,159.3	1,998.4	1,728.1	1,910.3	1,709.3	1,338.9	1,496.7	1,540.3	21,397.0
Other	0.0	0.0	0.0	0.0	0.0	0.0	0.0	0.0	0.0	0.0	0.0	0.0	0.0
Alberta Commercial	0.0	0.0	0.0	0.0	0.0	0.0	0.0	0.0	0.0	0.0	0.0	0.0	0.0
Alberta Industrial	0.0	0.0	0.0	0.0	0.0	0.0	0.0	0.0	0.0	0.0	0.0	0.0	0.0
Alberta Residential	0.0	0.0	0.0	0.0	0.0	0.0	0.0	0.0	0.0	0.0	0.0	0.0	0.0
Alberta Elec.Generation	0.0	0.0	0.0	0.0	0.0	0.0	0.0	0.0	0.0	0.0	0.0	0.0	0.0
Shrinkage													
Acid Gas	736.9	701.6	746.3	545.4	752.8	715.4	682.9	684.7	618.8	601.1	604.6	649.0	8,039.5
Other products	22.1	18.8	20.3	14.1	22.1	22.6	22.2	21.7	18.0	13.2	14.9	15.7	225.7
Fuel	695.6	627.1	691.4	508.5	686.5	629.0	717.3	571.1	535.1	556.6	593.0	622.3	7,433.5
Flared	0.4	10.0	2.7	4.5	5.8	14.6	139.1	3.0	0.3	22.6	14.8	11.6	229.4
Vented	1.2	0.7	0.7	8.2	2.3	0.1	0.1	0.1	1.2	2.8	2.3	2.3	22.0
Diff and Other	-19.5	31.0	62.1	157.7	74.4	-10.8	-128.0	2.3	-14.9	23.2	1.7	83.4	262.6
Process and Frac													
Pentanes Plus	106.8	90.9	98.3	68.0	106.7	109.3	107.5	105.1	87.1	64.0	71.9	76.2	1,091.8
Propane	0.0	0.0	0.0	0.0	0.0	0.0	0.0	0.0	0.0	0.0	0.0	0.0	0.0
Butanes	0.0	0.0	0.0	0.0	0.0	0.0	0.0	0.0	0.0	0.0	0.0	0.0	0.0
Ethane	0.0	0.0	0.0	0.0	0.0	0.0	0.0	0.0	0.0	0.0	0.0	0.0	0.0
NGL	0.0	0.0	0.0	0.0	0.0	0.0	0.0	0.0	0.0	0.0	0.0	0.0	0.0
Sulphur	0.0	0.0	0.0	0.0	0.0	0.0	0.0	0.0	0.0	0.0	0.0	0.0	0.0
Sulphur Closing Inv	0.0	0.0	0.0	0.0	0.0	0.0	0.0	0.0	0.0	0.0	0.0	0.0	0.0

Unit of Measurement: Gas and Gas equivalent products: 1000m3, Liquids: m3, Sulphur: MTS

VPR6200

Facility ID ABGP0001280

Facility Name ARCHEAN BELLSHILL

Facility Licence # 31658

Facility Operator OZOH HARVEST

Production Month	201701	201702	201703	201704	201705	201706	201707	201708	201709	201710	201711	201712	Totals
Receipts													
Receipts from Alberta Facilities	1,406.1	1,208.1	1,309.8	1,226.5	1,243.8	1,203.8	1,218.0	1,243.4	1,166.4	1,162.1	1,160.6	1,081.7	14,630.3
Receipts from Non-Alberta Facilities	0.0	0.0	0.0	0.0	0.0	0.0	0.0	0.0	0.0	0.0	0.0	0.0	0.0
Dispositions													
Disposition													
Battery	111.8	98.4	109.0	103.1	90.5	84.2	76.5	81.7	80.8	91.4	110.4	115.0	1,152.8
Gas Gathering System	103.2	90.6	99.3	92.7	78.9	71.1	66.6	70.3	69.5	78.5	97.4	109.6	1,027.7
Gas Plant	0.0	0.0	0.0	0.0	0.0	0.0	0.0	0.0	0.0	0.0	0.0	0.0	0.0
Injection Facility	213.2	185.5	193.9	189.8	203.3	189.3	187.7	195.8	188.2	168.3	162.8	158.1	2,235.9
Meter Station	744.3	632.8	683.2	623.2	689.7	694.9	719.5	697.3	647.6	636.0	571.8	453.6	7,793.9
Other	0.0	0.0	0.0	0.0	0.0	0.0	0.0	0.0	0.0	0.0	0.0	0.0	0.0
Alberta Commercial	0.0	0.0	0.0	0.0	0.0	0.0	0.0	0.0	0.0	0.0	0.0	0.0	0.0
Alberta Industrial	0.0	0.0	0.0	0.0	0.0	0.0	0.0	0.0	0.0	0.0	0.0	0.0	0.0
Alberta Residential	0.0	0.0	0.0	0.0	0.0	0.0	0.0	0.0	0.0	0.0	0.0	0.0	0.0
Alberta Elec.Generation	0.0	0.0	0.0	0.0	0.0	0.0	0.0	0.0	0.0	0.0	0.0	0.0	0.0
Shrinkage													
Acid Gas	0.0	0.0	0.0	0.0	0.0	0.0	0.0	0.0	0.0	0.0	0.0	0.0	0.0
Other products	27.5	22.1	23.4	21.5	25.2	25.6	29.6	29.6	25.6	22.4	20.3	20.8	293.6
Fuel	188.5	165.4	184.7	191.3	153.4	152.5	132.7	142.1	142.5	154.0	192.0	215.9	2,015.0
Flared	3.5	0.4	1.2	0.0	1.8	0.7	4.6	1.6	0.9	1.3	0.7	2.5	19.2
Vented	0.0	0.0	0.0	0.0	0.0	0.0	0.0	0.0	0.0	0.0	0.0	0.0	0.0
Diff and Other	14.1	12.9	15.1	4.9	1.0	-14.5	0.8	25.0	11.3	10.2	5.2	6.2	92.2
Process and Frac													
Pentanes Plus	0.0	0.0	0.0	0.0	0.0	0.0	0.0	0.0	0.0	0.0	0.0	0.0	0.0
Propane	0.0	0.0	0.0	0.0	0.0	0.0	0.0	0.0	0.0	0.0	0.0	0.0	0.0
Butanes	0.0	0.0	0.0	0.0	0.0	0.0	0.0	0.0	0.0	0.0	0.0	0.0	0.0
Ethane	0.0	0.0	0.0	0.0	0.0	0.0	0.0	0.0	0.0	0.0	0.0	0.0	0.0
NGL	116.9	93.9	100.1	91.7	107.2	108.3	125.2	124.9	107.7	95.2	85.7	87.6	1,244.4
Sulphur	0.0	0.0	0.0	0.0	0.0	0.0	0.0	0.0	0.0	0.0	0.0	0.0	0.0
Sulphur Closing Inv	0.0	0.0	0.0	0.0	0.0	0.0	0.0	0.0	0.0	0.0	0.0	0.0	0.0

Unit of Measurement: Gas and Gas equivalent products: 1000m3, Liquids: m3, Sulphur: MTS

VPR6200

Facility ID ABGP0001293

Facility Name BIG BEND 13-36-66-27W4

Facility Licence # 14504

Facility Operator OHE9 CNRL

Production Month	201701	201702	201703	201704	201705	201706	201707	201708	201709	201710	201711	201712	Totals
Receipts													
Receipts from Alberta Facilities	4,580.3	4,493.4	4,996.9	4,570.2	4,648.9	4,152.1	4,298.8	4,478.9	4,279.7	4,594.8	4,343.6	4,173.5	53,611.1
Receipts from Non-Alberta Facilities	0.0	0.0	0.0	0.0	0.0	0.0	0.0	0.0	0.0	0.0	0.0	0.0	0.0
Dispositions													
Disposition													
Battery	0.0	0.0	0.0	0.0	0.0	0.0	0.0	0.0	0.0	0.0	0.0	0.0	0.0
Gas Gathering System	0.0	0.0	0.0	0.0	0.0	0.0	0.0	0.0	0.0	0.0	0.0	0.0	0.0
Gas Plant	0.0	0.0	0.0	0.0	0.0	0.0	0.0	0.0	0.0	0.0	0.0	0.0	0.0
Injection Facility	0.0	0.0	0.0	0.0	0.0	0.0	0.0	0.0	0.3	0.3	0.3	0.3	1.2
Meter Station	4,198.1	4,148.0	4,850.1	4,280.6	4,425.9	3,882.5	4,178.3	4,065.6	3,796.1	4,085.2	3,858.0	3,852.1	49,620.5
Other	0.0	0.0	0.0	0.0	0.0	0.0	0.0	0.0	0.0	0.0	0.0	0.0	0.0
Alberta Commercial	0.0	0.0	0.0	0.0	0.0	0.0	0.0	0.0	0.0	0.0	0.0	0.0	0.0
Alberta Industrial	0.0	0.0	0.0	0.0	0.0	0.0	0.0	0.0	0.0	0.0	0.0	0.0	0.0
Alberta Residential	0.0	0.0	0.0	0.0	0.0	0.0	0.0	0.0	0.0	0.0	0.0	0.0	0.0
Alberta Elec.Generation	0.0	0.0	0.0	0.0	0.0	0.0	0.0	0.0	0.0	0.0	0.0	0.0	0.0
Shrinkage													
Acid Gas	0.0	0.0	0.0	0.0	0.0	0.0	0.0	0.0	0.0	0.0	0.0	0.0	0.0
Other products	0.0	0.0	0.0	0.0	0.0	0.0	0.0	0.0	0.0	0.0	0.0	0.0	0.0
Fuel	393.0	362.0	338.2	369.5	361.1	321.0	352.6	345.1	326.7	334.3	352.0	358.8	4,214.3
Flared	2.4	3.1	1.7	0.7	0.4	1.4	0.5	0.5	0.6	0.9	3.5	1.6	17.3
Vented	0.7	0.7	0.2	0.1	0.1	1.7	0.2	0.1	0.1	0.1	0.2	0.3	4.5
Diff and Other	-13.9	-20.4	-193.3	-80.7	-138.6	-54.5	-232.8	67.6	155.9	174.0	129.6	-39.6	-246.7
Process and Frac													
Pentanes Plus	0.0	0.0	0.0	0.0	0.0	0.0	0.0	0.0	0.0	0.0	0.0	0.0	0.0
Propane	0.0	0.0	0.0	0.0	0.0	0.0	0.0	0.0	0.0	0.0	0.0	0.0	0.0
Butanes	0.0	0.0	0.0	0.0	0.0	0.0	0.0	0.0	0.0	0.0	0.0	0.0	0.0
Ethane	0.0	0.0	0.0	0.0	0.0	0.0	0.0	0.0	0.0	0.0	0.0	0.0	0.0
NGL	0.0	0.0	0.0	0.0	0.0	0.0	0.0	0.0	0.0	0.0	0.0	0.0	0.0
Sulphur	0.0	0.0	0.0	0.0	0.0	0.0	0.0	0.0	0.0	0.0	0.0	0.0	0.0
Sulphur Closing Inv	0.0	0.0	0.0	0.0	0.0	0.0	0.0	0.0	0.0	0.0	0.0	0.0	0.0

Unit of Measurement: Gas and Gas equivalent products: 1000m3, Liquids: m3, Sulphur: MTS

VPR6200

Facility ID ABGP0001357
Facility Licence # 11955

Facility Name KEYERA BIGORAY PLANT 10-07-051-09W5
Facility Operator AOC0 KEYERA

Production Month	201701	201702	201703	201704	201705	201706	201707	201708	201709	201710	201711	201712	Totals
Receipts													
Receipts from Alberta Facilities	17,962.4	15,766.4	17,420.7	12,949.5	17,282.5	17,423.2	19,098.8	19,531.8	19,006.9	14,991.2	15,569.3	15,407.4	202,410.1
Receipts from Non-Alberta Facilities	0.0	0.0	0.0	0.0	0.0	0.0	0.0	0.0	0.0	0.0	0.0	0.0	0.0
Dispositions													
Disposition													
Battery	0.0	0.0	0.0	0.0	0.0	0.0	0.0	0.0	0.0	0.3	0.0	0.0	0.3
Gas Gathering System	599.6	524.2	577.2	484.6	707.5	730.9	879.0	1,265.1	915.3	1,929.5	788.6	761.6	10,163.1
Gas Plant	0.0	0.0	0.0	0.0	0.0	0.0	0.0	0.0	0.0	1,709.3	0.0	0.5	1,709.8
Injection Facility	0.0	0.0	0.0	0.0	0.0	0.0	0.0	0.0	0.0	0.0	0.0	0.0	0.0
Meter Station	15,849.5	13,965.0	15,475.5	11,652.9	15,114.3	15,228.4	16,661.0	16,953.0	16,006.3	9,646.1	13,011.2	12,896.6	172,459.8
Other	0.0	0.0	0.0	0.0	0.0	0.0	0.0	0.0	0.0	0.0	0.0	0.0	0.0
Alberta Commercial	0.0	0.0	0.0	0.0	0.0	0.0	0.0	0.0	0.0	0.0	0.0	0.0	0.0
Alberta Industrial	0.0	0.0	0.0	0.0	0.0	0.0	0.0	0.0	0.0	0.0	0.0	0.0	0.0
Alberta Residential	0.0	0.0	0.0	0.0	0.0	0.0	0.0	0.0	0.0	0.0	0.0	0.0	0.0
Alberta Elec.Generation	0.0	0.0	0.0	0.0	0.0	0.0	0.0	0.0	0.0	0.0	0.0	0.0	0.0
Shrinkage													
Acid Gas	0.0	0.0	0.0	0.0	6.9	1.4	15.4	17.0	15.2	17.7	20.9	22.0	116.5
Other products	1,538.8	1,273.5	1,396.8	1,013.3	1,519.3	1,485.9	1,669.0	1,541.3	1,939.3	1,326.2	1,555.9	1,531.7	17,791.0
Fuel	111.9	103.5	114.5	100.2	205.8	262.5	361.8	367.2	332.7	353.1	304.1	319.5	2,936.8
Flared	7.6	0.0	0.0	7.6	16.0	31.1	20.2	44.1	10.6	14.3	9.2	15.9	176.6
Vented	0.0	0.0	0.0	0.0	0.0	0.0	0.0	0.0	0.0	0.0	0.0	0.0	0.0
Diff and Other	-145.0	-99.8	-143.3	-309.1	-287.3	-317.0	-507.6	-655.9	-212.5	-5.3	-120.6	-140.4	-2,943.8
Process and Frac													
Pentanes Plus	0.0	0.0	0.0	0.0	24.0	41.5	104.3	398.5	95.9	144.4	181.9	172.0	1,162.5
Propane	0.0	0.0	0.0	0.0	0.0	0.0	0.0	0.0	0.0	0.0	0.0	0.0	0.0
Butanes	0.0	0.0	0.0	0.0	0.0	0.0	0.0	0.0	0.0	0.0	0.0	0.0	0.0
Ethane	0.0	0.0	0.0	0.0	0.0	0.0	0.0	0.0	0.0	0.0	0.0	0.0	0.0
NGL	5,908.4	4,904.8	5,385.0	3,917.1	5,832.4	5,716.5	6,361.5	5,631.9	7,367.3	4,973.5	5,858.1	5,787.1	67,643.6
Sulphur	0.0	0.0	0.0	0.0	0.0	0.0	0.0	0.0	0.0	0.0	0.0	0.0	0.0
Sulphur Closing Inv	0.0	0.0	0.0	0.0	0.0	0.0	0.0	0.0	0.0	0.0	0.0	0.0	0.0

Unit of Measurement: Gas and Gas equivalent products: 1000m3, Liquids: m3, Sulphur: MTS

VPR6200

Facility ID ABGP0001417

Facility Name GALLOWAY 14-14-53-20W5

Facility Licence # 12354

Facility Operator OHE9 CNRL

Production Month	201701	201702	201703	201704	201705	201706	201707	201708	201709	201710	201711	201712	Totals
Receipts													
Receipts from Alberta Facilities	81,316.7	68,002.6	76,970.0	75,552.8	74,820.8	70,952.0	73,291.0	65,887.3	69,189.8	67,621.2	66,753.3	68,840.4	859,197.9
Receipts from Non-Alberta Facilities	0.0	0.0	0.0	0.0	0.0	0.0	0.0	0.0	0.0	0.0	0.0	0.0	0.0
Dispositions													
Disposition													
Battery	0.0	0.0	0.0	0.0	0.0	0.0	0.0	0.0	0.0	0.0	0.0	0.0	0.0
Gas Gathering System	0.0	0.0	0.0	0.0	0.0	0.0	0.0	0.0	0.0	0.0	0.0	0.0	0.0
Gas Plant	0.0	0.0	0.0	0.0	0.0	0.0	0.0	0.0	0.0	0.0	0.0	0.0	0.0
Injection Facility	0.0	0.0	0.0	0.0	0.0	0.0	0.0	0.0	0.0	0.0	0.0	0.0	0.0
Meter Station	78,685.8	65,807.7	73,957.9	72,809.5	71,717.6	67,956.9	70,027.4	62,978.7	66,307.7	64,896.9	64,245.3	66,680.7	826,072.1
Other	0.0	0.0	0.0	0.0	0.0	0.0	0.0	0.0	0.0	0.0	0.0	0.0	0.0
Alberta Commercial	0.0	0.0	0.0	0.0	0.0	0.0	0.0	0.0	0.0	0.0	0.0	0.0	0.0
Alberta Industrial	0.0	0.0	0.0	0.0	0.0	0.0	0.0	0.0	0.0	0.0	0.0	0.0	0.0
Alberta Residential	0.0	0.0	0.0	0.0	0.0	0.0	0.0	0.0	0.0	0.0	0.0	0.0	0.0
Alberta Elec.Generation	0.0	0.0	0.0	0.0	0.0	0.0	0.0	0.0	0.0	0.0	0.0	0.0	0.0
Shrinkage													
Acid Gas	72.3	64.7	72.4	65.0	70.3	80.9	85.7	85.7	85.8	93.2	85.4	84.0	945.4
Other products	1,936.6	1,593.3	1,702.8	1,648.5	1,703.0	1,622.3	1,754.8	1,463.5	1,632.8	1,490.6	1,512.4	1,493.2	19,553.8
Fuel	1,948.7	1,661.0	1,811.8	1,839.3	1,853.0	1,768.6	1,919.7	1,625.1	1,725.3	1,691.6	1,785.0	1,802.4	21,431.5
Flared	24.4	26.0	26.5	21.7	27.1	28.6	29.4	38.0	25.7	28.4	33.4	17.6	326.8
Vented	0.0	0.0	0.0	0.0	0.0	0.0	0.0	0.0	0.0	0.0	0.0	0.0	0.0
Diff and Other	-1,351.1	-1,150.1	-601.4	-831.2	-550.2	-505.3	-526.0	-303.7	-587.5	-579.5	-908.2	-1,237.5	-9,131.7
Process and Frac													
Pentanes Plus	3,365.3	2,822.0	2,862.9	2,853.3	2,688.5	2,457.9	2,575.1	2,099.9	2,421.9	2,295.0	2,540.2	2,459.6	31,441.6
Propane	0.0	0.0	0.0	0.0	0.0	0.0	0.0	0.0	0.0	0.0	0.0	0.0	0.0
Butanes	0.0	0.0	0.0	0.0	0.0	0.0	0.0	0.0	0.0	0.0	0.0	0.0	0.0
Ethane	0.0	0.0	0.0	0.0	0.0	0.0	0.0	0.0	0.0	0.0	0.0	0.0	0.0
NGL	5,308.3	4,331.7	4,762.4	4,534.2	4,913.7	4,772.6	5,255.9	4,415.1	4,868.2	4,371.3	4,228.1	4,235.2	55,996.7
Sulphur	0.0	0.0	0.0	0.0	0.0	0.0	0.0	0.0	0.0	0.0	0.0	0.0	0.0
Sulphur Closing Inv	0.0	0.0	0.0	0.0	0.0	0.0	0.0	0.0	0.0	0.0	0.0	0.0	0.0

VPR6200

Facility ID ABGP0001437

Facility Licence # 4557

Facility Name CASCADE CAROLINE

Facility Operator A2TG TQN

Production Month	201701	201702	201703	201704	201705	201706	201707	201708	201709	201710	201711	201712	Totals
Receipts													
Receipts from Alberta Facilities	25,800.8	23,996.8	26,595.8	26,043.7	26,041.2	25,464.5	25,904.3	26,112.1	23,010.3	25,820.6	25,274.0	26,924.8	306,988.9
Receipts from Non-Alberta Facilities	0.0	0.0	0.0	0.0	0.0	0.0	0.0	0.0	0.0	0.0	0.0	0.0	0.0
Dispositions													
Disposition													
Battery	0.0	0.0	0.0	0.0	0.0	0.0	0.0	0.0	0.0	0.0	0.0	0.0	0.0
Gas Gathering System	0.0	0.0	0.0	0.0	0.0	0.0	0.0	0.0	0.0	0.0	0.0	0.0	0.0
Gas Plant	0.0	0.0	0.0	0.0	0.0	0.0	0.0	0.0	0.0	0.0	0.0	0.0	0.0
Injection Facility	0.0	0.0	0.0	0.0	0.0	0.0	0.0	0.0	0.0	0.0	0.0	0.0	0.0
Meter Station	25,018.5	23,090.1	25,560.1	25,132.8	25,001.6	24,093.5	24,726.6	24,950.4	22,103.8	24,948.3	24,346.9	26,728.1	295,700.7
Other	0.0	0.0	0.0	0.0	0.0	0.0	0.0	0.0	0.0	0.0	0.0	0.0	0.0
Alberta Commercial	0.0	0.0	0.0	0.0	0.0	0.0	0.0	0.0	0.0	0.0	0.0	0.0	0.0
Alberta Industrial	0.0	0.0	0.0	0.0	0.0	0.0	0.0	0.0	0.0	0.0	0.0	0.0	0.0
Alberta Residential	122.4	174.4	215.7	0.0	0.0	0.0	256.3	250.1	229.7	258.3	260.7	241.7	2,009.3
Alberta Elec.Generation	0.0	0.0	0.0	0.0	0.0	0.0	0.0	0.0	0.0	0.0	0.0	0.0	0.0
Shrinkage													
Acid Gas	0.0	0.0	0.0	0.0	0.0	0.0	0.0	0.0	0.0	0.0	0.0	0.0	0.0
Other products	729.6	730.3	910.0	865.3	871.6	831.6	885.8	863.9	756.0	879.4	833.1	904.0	10,060.6
Fuel	124.8	109.0	115.1	103.5	103.0	97.8	97.8	98.2	81.0	113.3	115.0	119.2	1,277.7
Flared	5.8	6.0	1.7	1.4	14.4	31.8	15.5	15.0	20.8	5.7	20.8	3.3	142.2
Vented	2.4	2.0	2.5	2.5	2.5	2.6	2.5	2.5	2.2	2.7	2.5	2.8	29.7
Diff and Other	-202.7	-115.0	-209.3	-61.8	48.1	407.2	-80.2	-68.0	-183.2	-387.1	-305.0	-1,074.3	-2,231.3
Process and Frac													
Pentanes Plus	1,965.4	1,626.7	2,113.7	2,003.0	1,999.9	1,986.3	2,014.4	2,059.7	1,764.2	2,119.0	2,054.1	2,239.3	23,945.7
Propane	0.0	0.0	0.0	0.0	0.0	0.0	0.0	0.0	0.0	0.0	0.0	0.0	0.0
Butanes	0.0	0.0	0.0	0.0	0.0	0.0	0.0	0.0	0.0	0.0	0.0	0.0	0.0
Ethane	0.0	0.0	0.0	0.0	0.0	0.0	0.0	0.0	0.0	0.0	0.0	0.0	0.0
NGL	1,305.2	1,623.3	1,948.7	1,832.0	1,834.0	1,674.6	1,867.1	1,742.6	1,551.4	1,750.0	1,618.0	1,722.4	20,469.3
Sulphur	0.0	0.0	0.0	0.0	0.0	0.0	0.0	0.0	0.0	0.0	0.0	0.0	0.0
Sulphur Closing Inv	0.0	0.0	0.0	0.0	0.0	0.0	0.0	0.0	0.0	0.0	0.0	0.0	0.0

Unit of Measurement: Gas and Gas equivalent products: 1000m3, Liquids: m3, Sulphur: MTS

VPR6200

Facility ID ABGP0001560

Facility Name BONAVIDA SPIRIT RIVER

Facility Licence # 16044

Facility Operator A7CZ

Production Month	201701	201702	201703	201704	201705	201706	201707	201708	201709	201710	201711	201712	Totals
	SHUTIN	SHUTIN	SHUTIN	SHUTIN	SHUTIN	SHUTIN	SHUTIN	SHUTIN	SHUTIN	SHUTIN	SHUTIN	SHUTIN	
Receipts													
Receipts from Alberta Facilities	0.0	0.0	0.0	0.0	0.0	0.0	0.0	0.0	0.0	0.0	0.0	0.0	0.0
Receipts from Non-Alberta Facilities	0.0	0.0	0.0	0.0	0.0	0.0	0.0	0.0	0.0	0.0	0.0	0.0	0.0
Dispositions													
Disposition Battery	0.0	0.0	0.0	0.0	0.0	0.0	0.0	0.0	0.0	0.0	0.0	0.0	0.0
Gas Gathering System	0.0	0.0	0.0	0.0	0.0	0.0	0.0	0.0	0.0	0.0	0.0	0.0	0.0
Gas Plant	0.0	0.0	0.0	0.0	0.0	0.0	0.0	0.0	0.0	0.0	0.0	0.0	0.0
Injection Facility	0.0	0.0	0.0	0.0	0.0	0.0	0.0	0.0	0.0	0.0	0.0	0.0	0.0
Meter Station	0.0	0.0	0.0	0.0	0.0	0.0	0.0	0.0	0.0	0.0	0.0	0.0	0.0
Other	0.0	0.0	0.0	0.0	0.0	0.0	0.0	0.0	0.0	0.0	0.0	0.0	0.0
Alberta Commercial	0.0	0.0	0.0	0.0	0.0	0.0	0.0	0.0	0.0	0.0	0.0	0.0	0.0
Alberta Industrial	0.0	0.0	0.0	0.0	0.0	0.0	0.0	0.0	0.0	0.0	0.0	0.0	0.0
Alberta Residential	0.0	0.0	0.0	0.0	0.0	0.0	0.0	0.0	0.0	0.0	0.0	0.0	0.0
Alberta Elec.Generation	0.0	0.0	0.0	0.0	0.0	0.0	0.0	0.0	0.0	0.0	0.0	0.0	0.0
Shrinkage Acid Gas	0.0	0.0	0.0	0.0	0.0	0.0	0.0	0.0	0.0	0.0	0.0	0.0	0.0
Other products	0.0	0.0	0.0	0.0	0.0	0.0	0.0	0.0	0.0	0.0	0.0	0.0	0.0
Fuel	0.0	0.0	0.0	0.0	0.0	0.0	0.0	0.0	0.0	0.0	0.0	0.0	0.0
Flared	0.0	0.0	0.0	0.0	0.0	0.0	0.0	0.0	0.0	0.0	0.0	0.0	0.0
Vented	0.0	0.0	0.0	0.0	0.0	0.0	0.0	0.0	0.0	0.0	0.0	0.0	0.0
Diff and Other	0.0	0.0	0.0	0.0	0.0	0.0	0.0	0.0	0.0	0.0	0.0	0.0	0.0
Process and Frac													
Pentanes Plus	0.0	0.0	0.0	0.0	0.0	0.0	0.0	0.0	0.0	0.0	0.0	0.0	0.0
Propane	0.0	0.0	0.0	0.0	0.0	0.0	0.0	0.0	0.0	0.0	0.0	0.0	0.0
Butanes	0.0	0.0	0.0	0.0	0.0	0.0	0.0	0.0	0.0	0.0	0.0	0.0	0.0
Ethane	0.0	0.0	0.0	0.0	0.0	0.0	0.0	0.0	0.0	0.0	0.0	0.0	0.0
NGL	0.0	0.0	0.0	0.0	0.0	0.0	0.0	0.0	0.0	0.0	0.0	0.0	0.0
Sulphur	0.0	0.0	0.0	0.0	0.0	0.0	0.0	0.0	0.0	0.0	0.0	0.0	0.0
Sulphur Closing Inv	0.0	0.0	0.0	0.0	0.0	0.0	0.0	0.0	0.0	0.0	0.0	0.0	0.0

VPR6200

Facility ID ABGP0001668

Facility Name SPECTRA GORDONDALE EAST GAS PLANT

Facility Licence # 21169

Facility Operator A1KN SEMC

Production Month	201701	201702	201703	201704	201705	201706	201707	201708	201709	201710	201711	201712	Totals
Receipts													
Receipts from Alberta Facilities	58,103.3	55,988.2	66,962.3	62,014.6	44,811.7	56,647.3	63,636.5	53,019.2	57,167.4	56,365.5	56,195.1	54,904.1	685,815.2
Receipts from Non-Alberta Facilities	0.0	0.0	0.0	0.0	0.0	0.0	0.0	0.0	0.0	0.0	0.0	0.0	0.0
Dispositions													
Disposition													
Battery	0.0	0.0	0.0	0.0	0.0	0.0	0.0	0.0	0.0	0.0	0.0	0.0	0.0
Gas Gathering System	0.0	0.0	0.0	0.0	0.0	0.0	0.0	0.0	0.0	0.0	0.0	0.0	0.0
Gas Plant	0.0	0.0	0.0	0.0	0.0	0.0	0.0	0.0	0.0	0.0	0.0	0.0	0.0
Injection Facility	883.4	780.3	870.9	817.6	601.4	752.9	868.5	637.3	565.1	554.9	524.1	557.5	8,413.9
Meter Station	55,456.5	53,433.4	63,599.7	58,507.2	42,479.3	53,514.5	60,626.2	50,810.2	55,068.8	53,962.4	53,745.9	52,516.9	653,721.0
Other	0.0	0.0	0.0	0.0	0.0	0.0	0.0	0.0	0.0	0.0	0.0	0.0	0.0
Alberta Commercial	0.0	0.0	0.0	0.0	0.0	0.0	0.0	0.0	0.0	0.0	0.0	0.0	0.0
Alberta Industrial	0.0	0.0	0.0	0.0	0.0	0.0	0.0	0.0	0.0	0.0	0.0	0.0	0.0
Alberta Residential	0.0	0.0	0.0	0.0	0.0	0.0	0.0	0.0	0.0	0.0	0.0	0.0	0.0
Alberta Elec.Generation	0.0	0.0	0.0	0.0	0.0	0.0	0.0	0.0	0.0	0.0	0.0	0.0	0.0
Shrinkage													
Acid Gas	0.0	0.0	0.0	0.0	0.0	0.0	0.0	0.0	0.0	0.0	0.0	0.0	0.0
Other products	432.9	415.1	426.8	466.0	316.5	388.3	666.1	349.6	445.2	520.0	374.7	389.8	5,191.0
Fuel	1,729.8	1,656.0	1,928.6	1,841.9	1,295.2	1,736.2	1,916.9	1,670.6	1,734.4	1,765.3	1,804.8	1,770.1	20,849.8
Flared	7.7	4.0	25.9	58.2	14.2	22.7	44.7	11.3	4.8	51.1	44.5	7.1	296.2
Vented	0.0	0.0	0.0	0.0	0.0	0.0	0.0	0.0	0.0	0.0	0.0	0.0	0.0
Diff and Other	-407.0	-300.6	110.4	323.7	105.1	232.7	-485.9	-459.8	-650.9	-488.2	-298.9	-337.3	-2,656.7
Process and Frac													
Pentanes Plus	151.4	147.5	231.9	378.7	195.7	269.5	364.0	216.5	145.0	212.7	127.2	195.8	2,635.9
Propane	0.0	0.0	0.0	0.0	0.0	0.0	0.0	0.0	0.0	0.0	0.0	0.0	0.0
Butanes	0.0	0.0	0.0	0.0	0.0	0.0	0.0	0.0	0.0	0.0	0.0	0.0	0.0
Ethane	0.0	0.0	0.0	0.0	0.0	0.0	0.0	0.0	0.0	0.0	0.0	0.0	0.0
NGL	1,809.1	1,689.4	1,702.3	1,735.7	1,239.6	1,446.8	2,640.4	1,370.5	1,865.1	2,085.7	1,526.7	1,572.1	20,683.4
Sulphur	0.0	0.0	0.0	0.0	0.0	0.0	0.0	0.0	0.0	0.0	0.0	0.0	0.0
Sulphur Closing Inv	0.0	0.0	0.0	0.0	0.0	0.0	0.0	0.0	0.0	0.0	0.0	0.0	0.0

Unit of Measurement: Gas and Gas equivalent products: 1000m3, Liquids: m3, Sulphur: MTS

VPR6200

Facility ID ABGP0001672

Facility Name D Energy Watelet 8-18-48-26W4

Facility Licence # 10619

Facility Operator A68P

Production Month		201701	201702	201703	201704	201705	201706	201707	201708	201709	201710	201711	201712	Totals
Receipts														
Receipts from Alberta Facilities		1,949.7	2,103.4	2,200.1	2,061.9	2,119.8	1,811.6	1,783.9	1,629.9	1,750.7	1,691.6	1,587.5	1,617.9	22,308.0
Receipts from Non-Alberta Facilities		0.0	0.0	0.0	0.0	0.0	0.0	0.0	0.0	0.0	0.0	0.0	0.0	0.0
Dispositions														
Disposition Battery		0.0	0.0	0.0	0.0	0.0	0.0	0.0	0.0	0.0	0.0	0.0	0.0	0.0
Gas Gathering System		0.0	0.0	0.0	0.0	0.0	0.0	0.0	0.0	0.0	0.0	0.0	0.0	0.0
Gas Plant		0.0	0.0	0.0	0.0	0.0	0.0	0.0	0.0	0.0	0.0	0.0	0.0	0.0
Injection Facility		31.9	35.1	33.9	30.4	27.4	21.2	25.5	24.3	27.1	25.2	26.0	26.5	334.5
Meter Station		1,545.6	1,763.3	1,846.6	1,680.3	1,777.4	1,487.8	1,441.1	1,304.3	1,436.6	1,354.7	1,255.6	1,240.9	18,134.2
Other		0.0	0.0	0.0	0.0	0.0	0.0	0.0	0.0	0.0	0.0	0.0	0.0	0.0
Alberta Commercial		0.0	0.0	0.0	0.0	0.0	0.0	0.0	0.0	0.0	0.0	0.0	0.0	0.0
Alberta Industrial		0.0	0.0	0.0	0.0	0.0	0.0	0.0	0.0	0.0	0.0	0.0	0.0	0.0
Alberta Residential		0.0	0.0	0.0	0.0	0.0	0.0	0.0	0.0	0.0	0.0	0.0	0.0	0.0
Alberta Elec.Generation		0.0	0.0	0.0	0.0	0.0	0.0	0.0	0.0	0.0	0.0	0.0	0.0	0.0
Shrinkage Acid Gas		31.9	35.1	33.9	30.4	27.4	21.2	25.5	24.3	27.1	25.2	26.0	26.5	334.5
Other products		130.5	119.6	123.9	113.5	100.4	113.4	126.0	89.6	115.7	105.1	86.3	94.7	1,318.7
Fuel		332.0	282.0	292.6	245.6	226.3	226.4	230.7	218.9	221.3	251.4	246.8	265.8	3,039.8
Flared		0.1	0.0	0.0	0.2	8.0	0.0	0.1	0.0	0.0	0.3	0.0	0.0	8.7
Vented		1.3	0.2	0.3	0.8	1.3	0.6	1.4	0.5	0.2	2.1	0.4	1.9	11.0
Diff and Other		-123.6	-131.9	-131.1	-39.3	-48.4	-59.0	-66.4	-32.0	-77.3	-72.4	-53.6	-38.4	-873.4
Process and Frac														
Pentanes Plus		320.7	274.3	292.2	268.0	257.5	230.5	218.1	228.5	229.2	228.7	159.3	194.4	2,901.4
Propane		0.0	0.0	0.0	0.0	0.0	0.0	0.0	0.0	0.0	0.0	0.0	0.0	0.0
Butanes		0.0	0.0	0.0	0.0	0.0	0.0	0.0	0.0	0.0	0.0	0.0	0.0	0.0
Ethane		0.0	0.0	0.0	0.0	0.0	0.0	0.0	0.0	0.0	0.0	0.0	0.0	0.0
NGL		265.3	259.7	262.2	239.6	194.9	272.7	336.3	176.0	283.2	242.6	223.8	225.8	2,982.1
Sulphur		0.0	0.0	0.0	0.0	0.0	0.0	0.0	0.0	0.0	0.0	0.0	0.0	0.0
Sulphur Closing Inv		0.0	0.0	0.0	0.0	0.0	0.0	0.0	0.0	0.0	0.0	0.0	0.0	0.0

Unit of Measurement: Gas and Gas equivalent products: 1000m3, Liquids: m3, Sulphur: MTS

VPR6200

Facility ID ABGP0001676

Facility Name MIDWEST LEDUC-WOODBEND

Facility Licence # 22597

Facility Operator A637 NEP

Production Month	201701	201702	201703	201704	201705	201706	201707	201708	201709	201710	201711	201712	Totals
Receipts													
Receipts from Alberta Facilities	11,655.0	10,821.0	7,346.7	11,350.3	10,411.5	12,063.9	13,685.2	13,815.2	13,400.8	5,586.3	12,922.8	14,547.4	137,606.1
Receipts from Non-Alberta Facilities	0.0	0.0	0.0	0.0	0.0	0.0	0.0	0.0	0.0	0.0	0.0	0.0	0.0
Dispositions													
Disposition													
Battery	0.0	0.0	0.0	0.0	0.0	0.0	0.0	0.0	0.0	0.0	0.0	0.0	0.0
Gas Gathering System	0.0	0.0	0.0	0.0	0.0	0.0	0.0	0.0	0.0	0.0	0.0	0.0	0.0
Gas Plant	11,568.0	10,575.7	8,105.4	11,751.7	10,470.6	12,102.6	13,433.4	13,471.0	13,178.9	5,728.0	12,588.4	14,978.6	137,952.3
Injection Facility	142.8	129.0	77.6	148.6	132.9	130.4	143.7	120.6	117.4	51.1	119.8	131.6	1,445.5
Meter Station	0.0	0.0	0.0	0.0	0.0	0.0	0.0	0.0	0.0	0.0	0.0	0.0	0.0
Other	0.0	0.0	0.0	0.0	0.0	0.0	0.0	0.0	0.0	0.0	0.0	0.0	0.0
Alberta Commercial	0.0	0.0	0.0	0.0	0.0	0.0	0.0	0.0	0.0	0.0	0.0	0.0	0.0
Alberta Industrial	0.0	0.0	0.0	0.0	0.0	0.0	0.0	0.0	0.0	0.0	0.0	0.0	0.0
Alberta Residential	0.0	0.0	0.0	0.0	0.0	0.0	0.0	0.0	0.0	0.0	0.0	0.0	0.0
Alberta Elec.Generation	0.0	0.0	0.0	0.0	0.0	0.0	0.0	0.0	0.0	0.0	0.0	0.0	0.0
Shrinkage													
Acid Gas	0.0	0.0	0.0	0.0	0.0	0.0	0.0	0.0	0.0	0.0	0.0	0.0	0.0
Other products	7.3	7.9	33.6	11.3	29.6	25.4	25.1	22.8	16.9	11.3	24.0	33.0	248.2
Fuel	151.9	131.2	113.7	116.0	80.6	72.6	81.9	66.3	61.7	68.3	168.4	173.9	1,286.5
Flared	7.8	11.0	19.2	5.1	4.7	16.6	30.1	14.3	16.3	26.6	41.7	20.5	213.9
Vented	0.0	0.0	0.0	0.0	0.0	0.0	0.0	0.0	0.0	0.0	0.0	0.0	0.0
Diff and Other	-222.8	-33.8	-1,002.8	-682.4	-306.9	-283.7	-29.0	120.2	9.6	-299.0	-19.5	-790.2	-3,540.3
Process and Frac													
Pentanes Plus	35.2	38.4	162.4	54.8	143.3	123.1	121.5	110.1	82.0	54.7	116.0	159.5	1,201.0
Propane	0.0	0.0	0.0	0.0	0.0	0.0	0.0	0.0	0.0	0.0	0.0	0.0	0.0
Butanes	0.0	0.0	0.0	0.0	0.0	0.0	0.0	0.0	0.0	0.0	0.0	0.0	0.0
Ethane	0.0	0.0	0.0	0.0	0.0	0.0	0.0	0.0	0.0	0.0	0.0	0.0	0.0
NGL	0.0	0.0	0.0	0.0	0.0	0.0	0.0	0.0	0.0	0.0	0.0	0.0	0.0
Sulphur	0.0	0.0	0.0	0.0	0.0	0.0	0.0	0.0	0.0	0.0	0.0	0.0	0.0
Sulphur Closing Inv	0.0	0.0	0.0	0.0	0.0	0.0	0.0	0.0	0.0	0.0	0.0	0.0	0.0

Unit of Measurement: Gas and Gas equivalent products: 1000m3, Liquids: m3, Sulphur: MTS

Monthly Gas Plant Receipts, Dispositions and Process

VPR6200

Facility ID ABGP0001746

Facility Licence # 16614

Facility Name SPECTRA POUCE COUPE 5-23 GAS PLANT

Facility Operator A1KN SEMC

Production Month	201701	201702	201703	201704	201705	201706	201707	201708	201709	201710	201711	201712	Totals
Receipts													
Receipts from Alberta Facilities	26,173.3	23,184.7	26,647.2	30,193.8	28,884.5	22,909.3	20,936.9	20,843.4	27,444.6	29,246.7	25,310.6	17,258.5	299,033.5
Receipts from Non-Alberta Facilities	0.0	0.0	0.0	0.0	0.0	0.0	0.0	0.0	0.0	0.0	0.0	0.0	0.0
Dispositions													
Disposition													
Battery	0.0	0.0	0.0	0.0	0.0	0.0	0.0	0.0	0.0	0.0	0.0	0.0	0.0
Gas Gathering System	188.5	171.8	150.8	168.5	155.9	165.8	148.5	172.1	166.6	180.3	180.8	148.0	1,997.6
Gas Plant	0.0	0.0	0.0	0.0	0.0	0.0	0.0	0.0	0.0	0.0	0.0	0.0	0.0
Injection Facility	158.7	122.1	140.1	123.0	102.6	134.9	120.4	107.9	105.0	110.5	128.9	130.4	1,484.5
Meter Station	25,393.3	22,446.6	25,851.7	29,519.0	28,087.6	22,329.7	20,337.5	20,300.5	26,802.5	28,497.5	24,610.6	16,591.3	290,767.8
Other	0.0	0.0	0.0	0.0	0.0	0.0	0.0	0.0	0.0	0.0	0.0	0.0	0.0
Alberta Commercial	0.0	0.0	0.0	0.0	0.0	0.0	0.0	0.0	0.0	0.0	0.0	0.0	0.0
Alberta Industrial	0.0	0.0	0.0	0.0	0.0	0.0	0.0	0.0	0.0	0.0	0.0	0.0	0.0
Alberta Residential	0.0	0.0	0.0	0.0	0.0	0.0	0.0	0.0	0.0	0.0	0.0	0.0	0.0
Alberta Elec.Generation	0.0	0.0	0.0	0.0	0.0	0.0	0.0	0.0	0.0	0.0	0.0	0.0	0.0
Shrinkage													
Acid Gas	0.0	0.0	0.0	0.0	0.0	0.0	0.0	0.0	0.0	0.0	0.0	0.0	0.0
Other products	152.4	107.3	173.8	140.7	125.7	141.5	129.0	137.8	204.2	199.1	110.5	73.5	1,695.5
Fuel	597.0	554.5	592.8	559.1	561.6	524.0	472.4	492.7	509.6	547.1	556.3	508.4	6,475.5
Flared	0.9	2.4	56.1	11.1	2.6	0.3	7.2	2.1	1.9	0.8	1.0	4.8	91.2
Vented	0.0	0.0	0.0	0.0	0.0	0.0	0.0	0.0	0.0	0.0	0.0	0.0	0.0
Diff and Other	-317.5	-220.0	-318.1	-327.6	-151.5	-386.9	-278.1	-369.7	-345.2	-288.6	-277.5	-197.9	-3,478.6
Process and Frac													
Pentanes Plus	7.6	3.0	43.9	4.2	0.7	5.0	17.2	35.4	53.9	19.5	21.1	12.7	224.2
Propane	0.0	0.0	0.0	0.0	0.0	0.0	0.0	0.0	0.0	0.0	0.0	0.0	0.0
Butanes	0.0	0.0	0.0	0.0	0.0	0.0	0.0	0.0	0.0	0.0	0.0	0.0	0.0
Ethane	0.0	0.0	0.0	0.0	0.0	0.0	0.0	0.0	0.0	0.0	0.0	0.0	0.0
NGL	679.0	477.3	742.8	625.4	570.2	630.9	565.2	589.1	872.0	875.2	479.0	319.8	7,425.9
Sulphur	0.0	0.0	0.0	0.0	0.0	0.0	0.0	0.0	0.0	0.0	0.0	0.0	0.0
Sulphur Closing Inv	0.0	0.0	0.0	0.0	0.0	0.0	0.0	0.0	0.0	0.0	0.0	0.0	0.0

Unit of Measurement: Gas and Gas equivalent products: 1000m3, Liquids: m3, Sulphur: MTS

VPR6200

Facility ID ABGP0001775

Facility Name West Culp 5-34-78-25w5

Facility Licence # 16187

Facility Operator OHE9 CNRL

Production Month	201701	201702	201703	201704	201705	201706	201707	201708	201709	201710	201711	201712	Totals
Receipts													
Receipts from Alberta Facilities	4,585.7	3,917.9	3,815.6	3,998.1	4,087.4	2,734.5	2,007.5	2,313.5	3,166.6	4,617.4	4,377.9	4,343.3	43,965.4
Receipts from Non-Alberta Facilities	0.0	0.0	0.0	0.0	0.0	0.0	0.0	0.0	0.0	0.0	0.0	0.0	0.0
Dispositions													
Disposition Battery	75.0	49.7	52.2	38.5	29.6	65.8	31.1	38.8	34.7	38.0	50.2	55.4	559.0
Gas Gathering System	0.0	0.0	0.0	0.0	0.0	0.0	0.0	0.0	0.0	0.0	0.0	0.0	0.0
Gas Plant	0.0	0.0	0.0	0.0	0.0	0.0	0.0	0.0	0.0	0.0	0.0	0.0	0.0
Injection Facility	68.1	61.3	61.1	63.8	60.8	30.1	5.4	7.7	20.8	52.1	49.1	48.2	528.5
Meter Station	4,163.1	3,501.6	3,384.4	3,560.2	3,636.9	2,374.3	1,761.4	1,920.5	2,762.7	4,090.3	3,897.8	3,853.8	38,907.0
Other	0.0	0.0	0.0	0.0	0.0	0.0	0.0	0.0	0.0	0.0	0.0	0.0	0.0
Alberta Commercial	0.0	0.0	0.0	0.0	0.0	0.0	0.0	0.0	0.0	0.0	0.0	0.0	0.0
Alberta Industrial	0.0	0.0	0.0	0.0	0.0	0.0	0.0	0.0	0.0	0.0	0.0	0.0	0.0
Alberta Residential	0.0	0.0	0.0	0.0	0.0	0.0	0.0	0.0	0.0	0.0	0.0	0.0	0.0
Alberta Elec.Generation	0.0	0.0	0.0	0.0	0.0	0.0	0.0	0.0	0.0	0.0	0.0	0.0	0.0
Shrinkage Acid Gas	0.0	0.0	0.0	0.0	0.0	0.0	0.0	0.0	0.0	0.0	0.0	0.0	0.0
Other products	77.4	64.9	66.8	61.2	65.5	32.4	30.7	33.8	48.5	94.5	74.9	75.2	725.8
Fuel	357.6	319.5	352.9	336.9	341.1	318.8	267.2	316.5	307.6	355.0	358.5	372.4	4,004.0
Flared	2.0	0.4	2.1	0.2	2.1	1.5	3.7	0.4	1.3	0.3	2.6	0.0	16.6
Vented	0.0	0.0	0.0	0.0	0.0	0.0	0.0	0.0	0.0	0.0	0.0	0.0	0.0
Diff and Other	-157.5	-79.5	-103.9	-62.7	-48.6	-88.4	-92.0	-4.2	-9.0	-12.8	-55.2	-61.7	-775.5
Process and Frac													
Pentanes Plus	199.7	162.2	165.7	136.9	158.3	10.3	0.0	0.0	47.5	237.5	157.9	179.3	1,455.3
Propane	0.0	0.0	0.0	0.0	0.0	0.0	0.0	0.0	0.0	0.0	0.0	0.0	0.0
Butanes	0.0	0.0	0.0	0.0	0.0	0.0	0.0	0.0	0.0	0.0	0.0	0.0	0.0
Ethane	0.0	0.0	0.0	0.0	0.0	0.0	0.0	0.0	0.0	0.0	0.0	0.0	0.0
NGL	167.0	144.3	147.6	151.3	150.7	139.4	141.3	156.1	178.6	210.7	194.8	176.1	1,957.9
Sulphur	0.0	0.0	0.0	0.0	0.0	0.0	0.0	0.0	0.0	0.0	0.0	0.0	0.0
Sulphur Closing Inv	0.0	0.0	0.0	0.0	0.0	0.0	0.0	0.0	0.0	0.0	0.0	0.0	0.0

VPR6200
 Facility ID ABGP0001878 Facility Name APACHE ZAMA
 Facility Licence # 18370 Facility Operator OAW4 PARA

Production Month		201701	201702	201703	201704	201705	201706	201707	201708	201709	201710	201711	201712	Totals
Receipts														
Receipts from Alberta Facilities		3,052.7	3,758.9	3,265.1	3,090.3	4,561.2	4,181.8	3,901.7	3,292.3	3,017.0	3,395.8	2,618.1	3,096.5	41,231.4
Receipts from Non-Alberta Facilities		0.0	0.0	0.0	0.0	0.0	0.0	0.0	0.0	0.0	0.0	0.0	0.0	0.0
Dispositions														
Disposition	Battery	671.5	579.7	576.9	549.8	565.3	557.1	606.5	567.1	423.0	631.9	672.0	774.7	7,175.5
	Gas Gathering System	145.5	148.2	164.1	158.8	164.1	158.8	127.1	164.1	14.8	15.3	14.8	0.0	1,275.6
	Gas Plant	0.0	0.0	0.0	0.0	0.0	0.0	0.0	0.0	0.0	0.0	0.0	0.0	0.0
	Injection Facility	204.1	168.1	125.9	151.6	230.9	190.8	162.6	149.2	91.1	144.5	140.0	120.0	1,878.8
	Meter Station	1,540.0	2,376.6	1,983.5	2,150.7	3,244.0	2,969.4	2,688.4	2,038.9	2,316.1	2,295.2	1,475.0	1,544.4	26,622.2
	Other	0.0	0.0	0.0	0.0	0.0	0.0	0.0	0.0	0.0	0.0	0.0	0.0	0.0
	Alberta Commercial	0.0	0.0	0.0	0.0	0.0	0.0	0.0	0.0	0.0	0.0	0.0	0.0	0.0
	Alberta Industrial	0.0	0.0	0.0	0.0	0.0	0.0	0.0	0.0	0.0	0.0	0.0	0.0	0.0
	Alberta Residential	0.0	0.0	0.0	0.0	0.0	0.0	0.0	0.0	0.0	0.0	0.0	0.0	0.0
	Alberta Elec.Generation	0.0	0.0	0.0	0.0	0.0	0.0	0.0	0.0	0.0	0.0	0.0	0.0	0.0
Shrinkage	Acid Gas	0.0	0.0	0.0	0.0	0.0	0.0	0.0	0.0	0.0	0.0	0.0	0.0	0.0
	Other products	13.8	8.4	17.2	10.4	18.2	8.8	13.6	14.6	11.9	14.0	3.4	11.1	145.4
Fuel		446.6	418.8	448.8	401.0	377.3	371.1	354.8	351.2	345.1	424.0	446.7	471.7	4,857.1
Flared		4.7	14.2	12.7	11.6	5.6	3.9	3.9	4.3	5.5	4.6	2.1	5.2	78.3
Vented		0.0	0.0	0.0	0.0	0.0	0.0	0.0	0.0	0.0	0.0	0.0	0.0	0.0
Diff and Other		26.5	44.9	-64.0	-343.6	-44.2	-78.1	-55.2	2.9	-190.5	-133.7	-135.9	169.4	-801.5
Process and Frac														
Pentanes Plus		58.7	33.2	52.1	43.8	75.1	35.0	57.0	59.3	32.6	59.4	7.0	46.3	559.5
Propane		0.0	0.0	0.0	0.0	0.0	0.0	0.0	0.0	0.0	0.0	0.0	0.0	0.0
Butanes		0.0	0.0	0.0	0.0	0.0	0.0	0.0	0.0	0.0	0.0	0.0	0.0	0.0
Ethane		0.0	0.0	0.0	0.0	0.0	0.0	0.0	0.0	0.0	0.0	0.0	0.0	0.0
NGL		7.0	5.7	24.9	4.6	10.1	6.3	7.3	9.2	21.4	6.6	8.2	6.2	117.5
Sulphur		0.0	0.0	0.0	0.0	0.0	0.0	0.0	0.0	0.0	0.0	0.0	0.0	0.0
Sulphur Closing Inv		0.0	0.0	0.0	0.0	0.0	0.0	0.0	0.0	0.0	0.0	0.0	0.0	0.0

Unit of Measurement: Gas and Gas equivalent products: 1000m3, Liquids: m3, Sulphur: MTS

VPR6200

Facility ID ABGP0001895

Facility Name FOURTH CREEK GAS PLANT

Facility Licence # 16866

Facility Operator A1KN SEMC

Production Month	201701	201702	201703	201704	201705	201706	201707	201708	201709	201710	201711	201712	Totals
Receipts													
Receipts from Alberta Facilities	27,308.4	24,895.7	26,446.4	22,270.0	26,632.4	15,289.2	21,420.7	26,941.0	27,182.6	27,249.9	27,443.1	28,298.8	301,378.2
Receipts from Non-Alberta Facilities	0.0	0.0	0.0	0.0	0.0	0.0	0.0	0.0	0.0	0.0	0.0	0.0	0.0
Dispositions													
Disposition													
Battery	0.0	0.0	0.0	0.0	0.0	0.0	0.0	0.0	0.0	0.0	0.0	0.0	0.0
Gas Gathering System	195.6	177.1	188.7	139.0	180.6	0.0	194.2	241.1	222.7	324.2	453.3	507.6	2,824.1
Gas Plant	0.0	0.0	0.0	0.0	0.0	0.0	0.0	0.0	0.0	0.0	0.0	0.0	0.0
Injection Facility	76.6	46.8	60.8	54.6	55.5	26.4	42.4	57.6	69.0	81.6	68.2	59.6	699.1
Meter Station	25,748.2	23,421.0	24,858.2	20,894.5	25,003.4	14,335.9	19,710.2	24,744.4	25,324.4	25,394.4	25,503.8	26,302.6	281,241.0
Other	0.0	0.0	0.0	0.0	0.0	0.0	0.0	0.0	0.0	0.0	0.0	0.0	0.0
Alberta Commercial	0.0	0.0	0.0	0.0	0.0	0.0	0.0	0.0	0.0	0.0	0.0	0.0	0.0
Alberta Industrial	0.0	0.0	0.0	0.0	0.0	0.0	0.0	0.0	0.0	0.0	0.0	0.0	0.0
Alberta Residential	0.0	0.0	0.0	0.0	0.0	0.0	0.0	0.0	0.0	0.0	0.0	0.0	0.0
Alberta Elec.Generation	0.0	0.0	0.0	0.0	0.0	0.0	0.0	0.0	0.0	0.0	0.0	0.0	0.0
Shrinkage													
Acid Gas	0.0	0.0	0.0	0.0	0.0	0.0	0.0	0.0	0.0	0.0	0.0	0.0	0.0
Other products	325.0	289.0	271.0	263.0	319.2	217.9	311.5	482.8	454.9	421.4	413.8	400.9	4,170.4
Fuel	590.4	543.8	598.8	542.3	519.3	358.9	501.9	570.8	513.0	531.6	575.5	569.1	6,415.4
Flared	10.0	0.0	0.0	0.0	0.0	17.3	10.9	0.0	0.0	5.2	0.0	0.0	43.4
Vented	0.0	0.0	0.0	0.0	0.0	0.0	0.0	0.0	0.0	0.0	0.0	0.0	0.0
Diff and Other	362.6	418.0	468.9	376.6	554.4	332.8	649.6	844.3	598.6	491.5	428.5	459.0	5,984.8
Process and Frac													
Pentanes Plus	192.2	160.9	197.0	169.0	195.8	108.3	185.9	315.5	190.3	204.5	240.3	264.3	2,424.0
Propane	0.0	0.0	0.0	0.0	0.0	0.0	0.0	0.0	0.0	0.0	0.0	0.0	0.0
Butanes	0.0	0.0	0.0	0.0	0.0	0.0	0.0	0.0	0.0	0.0	0.0	0.0	0.0
Ethane	0.0	0.0	0.0	0.0	0.0	0.0	0.0	0.0	0.0	0.0	0.0	0.0	0.0
NGL	1,228.2	1,107.1	995.8	993.4	1,224.0	834.5	1,166.0	1,785.9	1,769.7	1,622.4	1,558.3	1,493.6	15,778.9
Sulphur	0.0	0.0	0.0	0.0	0.0	0.0	0.0	0.0	0.0	0.0	0.0	0.0	0.0
Sulphur Closing Inv	0.0	0.0	0.0	0.0	0.0	0.0	0.0	0.0	0.0	0.0	0.0	0.0	0.0

VPR6200
Facility ID ABGP0001964

Facility Name PUSKWASKAU 3-26-74-1w6

Facility Licence # 15441

Facility Operator A517 LONG RUN

Production Month	201701	201702	201703	201704	201705	201706	201707	201708	201709	201710	201711	201712	Totals
Receipts													
Receipts from Alberta Facilities	1,053.1	923.3	1,033.2	948.2	906.0	943.3	940.9	941.7	883.0	934.5	868.7	825.3	11,201.2
Receipts from Non-Alberta Facilities	0.0	0.0	0.0	0.0	0.0	0.0	0.0	0.0	0.0	0.0	0.0	0.0	0.0
Dispositions													
Disposition													
Battery	7.0	6.3	11.2	6.4	7.1	11.3	6.6	6.6	6.5	6.4	6.2	6.4	88.0
Gas Gathering System	214.0	191.7	208.2	195.1	193.9	182.8	197.9	186.8	186.8	195.2	194.7	198.3	2,345.4
Gas Plant	0.0	0.0	0.0	0.0	0.0	0.0	0.0	0.0	0.0	0.0	0.0	0.0	0.0
Injection Facility	4.5	4.0	4.9	4.3	3.8	3.7	2.9	4.7	3.3	3.2	3.1	2.3	44.7
Meter Station	740.0	669.5	716.5	685.6	664.4	644.9	626.9	651.9	651.2	656.9	640.9	612.1	7,960.8
Other	0.0	0.0	0.0	0.0	0.0	0.0	0.0	0.0	0.0	0.0	0.0	0.0	0.0
Alberta Commercial	0.0	0.0	0.0	0.0	0.0	0.0	0.0	0.0	0.0	0.0	0.0	0.0	0.0
Alberta Industrial	0.0	0.0	0.0	0.0	0.0	0.0	0.0	0.0	0.0	0.0	0.0	0.0	0.0
Alberta Residential	0.0	0.0	0.0	0.0	0.0	0.0	0.0	0.0	0.0	0.0	0.0	0.0	0.0
Alberta Elec.Generation	0.0	0.0	0.0	0.0	0.0	0.0	0.0	0.0	0.0	0.0	0.0	0.0	0.0
Shrinkage													
Acid Gas	0.0	0.0	0.0	0.0	0.0	0.0	0.0	0.0	0.0	0.0	0.0	0.0	0.0
Other products	4.6	3.3	13.2	6.0	2.9	9.7	4.0	2.8	9.9	6.5	9.3	7.2	79.4
Fuel	59.2	53.4	59.2	57.3	59.2	57.3	57.3	57.3	57.3	59.2	59.2	59.2	695.1
Flared	0.4	0.3	0.5	0.5	0.2	0.2	1.3	0.2	0.3	0.1	0.4	2.1	6.5
Vented	0.0	0.0	0.0	0.0	0.0	0.0	0.0	0.0	0.0	0.0	0.0	0.0	0.0
Diff and Other	23.4	-5.2	19.5	-7.0	-25.5	33.4	44.0	31.4	-32.3	7.0	-45.1	-62.3	-18.7
Process and Frac													
Pentanes Plus	22.3	15.9	63.9	29.2	14.0	46.7	19.2	13.4	48.1	31.5	45.0	35.0	384.2
Propane	0.0	0.0	0.0	0.0	0.0	0.0	0.0	0.0	0.0	0.0	0.0	0.0	0.0
Butanes	0.0	0.0	0.0	0.0	0.0	0.0	0.0	0.0	0.0	0.0	0.0	0.0	0.0
Ethane	0.0	0.0	0.0	0.0	0.0	0.0	0.0	0.0	0.0	0.0	0.0	0.0	0.0
NGL	0.0	0.0	0.0	0.0	0.0	0.0	0.0	0.0	0.0	0.0	0.0	0.0	0.0
Sulphur	0.0	0.0	0.0	0.0	0.0	0.0	0.0	0.0	0.0	0.0	0.0	0.0	0.0
Sulphur Closing Inv	0.0	0.0	0.0	0.0	0.0	0.0	0.0	0.0	0.0	0.0	0.0	0.0	0.0

Monthly Gas Plant Receipts, Dispositions and Process

VPR6200

Facility ID ABGP0001990

Facility Name NORMANDVILLE N 3-36-79-23w5

Facility Licence # 16365

Facility Operator OHE9 CNRL

Production Month		201701	201702	201703	201704	201705	201706	201707	201708	201709	201710	201711	201712	Totals
Receipts														
Receipts from Alberta Facilities		2,633.4	2,820.0	3,399.8	3,311.0	3,266.4	3,121.9	1,994.9	3,150.6	3,120.2	3,232.8	3,121.4	2,898.5	36,070.9
Receipts from Non-Alberta Facilities		0.0	0.0	0.0	0.0	0.0	0.0	0.0	0.0	0.0	0.0	0.0	0.0	0.0
Dispositions														
Disposition	Battery	135.7	121.1	136.9	124.0	123.9	98.0	91.9	126.2	123.6	142.8	150.1	155.2	1,529.4
	Gas Gathering System	0.0	0.0	0.0	0.0	0.0	0.0	0.0	0.0	0.0	0.0	0.0	0.0	0.0
	Gas Plant	0.0	0.0	0.0	0.0	0.0	0.0	0.0	0.0	0.0	0.0	0.0	0.0	0.0
	Injection Facility	15.5	18.7	20.9	18.5	21.2	22.7	12.4	22.2	19.7	21.4	19.1	17.4	229.7
	Meter Station	2,220.4	2,437.0	2,925.9	2,891.0	2,822.9	2,715.7	1,713.2	2,713.3	2,695.2	2,798.9	2,672.8	2,458.8	31,065.1
	Other	0.0	0.0	0.0	0.0	0.0	0.0	0.0	0.0	0.0	0.0	0.0	0.0	0.0
	Alberta Commercial	0.0	0.0	0.0	0.0	0.0	0.0	0.0	0.0	0.0	0.0	0.0	0.0	0.0
	Alberta Industrial	0.0	0.0	0.0	0.0	0.0	0.0	0.0	0.0	0.0	0.0	0.0	0.0	0.0
	Alberta Residential	0.0	0.0	0.0	0.0	0.0	0.0	0.0	0.0	0.0	0.0	0.0	0.0	0.0
	Alberta Elec.Generation	0.0	0.0	0.0	0.0	0.0	0.0	0.0	0.0	0.0	0.0	0.0	0.0	0.0
Shrinkage	Acid Gas	15.5	18.7	20.9	18.5	21.2	22.7	12.4	22.2	19.7	21.4	19.1	17.4	229.7
	Other products	17.5	11.1	23.4	30.9	35.8	26.3	14.9	20.6	16.8	8.9	30.2	10.7	247.1
Fuel		206.6	199.2	234.7	200.0	229.1	220.2	150.8	219.7	221.0	231.7	221.1	229.8	2,563.9
	Flared	0.0	0.0	0.0	0.0	0.0	0.0	0.0	0.0	0.0	0.0	0.0	0.0	0.0
	Vented	0.1	0.1	0.1	0.1	0.2	0.1	0.2	0.2	0.0	0.1	0.1	0.1	1.4
	Diff and Other	22.1	14.1	37.0	28.0	12.1	16.2	-0.9	26.2	24.2	7.6	8.9	9.1	204.6
Process and Frac														
	Pentanes Plus	0.0	0.0	0.0	0.0	0.0	0.0	0.0	0.0	0.0	0.0	0.0	0.0	0.0
	Propane	0.0	0.0	0.0	0.0	0.0	0.0	0.0	0.0	0.0	0.0	0.0	0.0	0.0
	Butanes	0.0	0.0	0.0	0.0	0.0	0.0	0.0	0.0	0.0	0.0	0.0	0.0	0.0
	Ethane	0.0	0.0	0.0	0.0	0.0	0.0	0.0	0.0	0.0	0.0	0.0	0.0	0.0
	NGL	78.5	50.1	102.4	136.0	159.2	117.4	66.5	91.8	75.0	39.6	135.0	48.7	1,100.2
	Sulphur	0.0	0.0	0.0	0.0	0.0	0.0	0.0	0.0	0.0	0.0	0.0	0.0	0.0
	Sulphur Closing Inv	0.0	0.0	0.0	0.0	0.0	0.0	0.0	0.0	0.0	0.0	0.0	0.0	0.0

Unit of Measurement: Gas and Gas equivalent products: 1000m3, Liquids: m3, Sulphur: MTS

VPR6200

Facility ID ABGP0126524

Facility Licence # 33

Facility Name LOOKOUT BUTTE 04-13

Facility Operator A5TC QUESTFIRE

Production Month	201701	201702	201703	201704	201705	201706	201707	201708	201709	201710	201711	201712	Totals
SHUTIN													
Receipts													
Receipts from Alberta Facilities	4,584.7	4,149.7	4,561.8	3,148.0	0.0	3,956.5	5,198.8	4,935.1	4,372.7	4,670.9	4,387.8	4,435.7	48,401.7
Receipts from Non-Alberta Facilities	0.0	0.0	0.0	0.0	0.0	0.0	0.0	0.0	0.0	0.0	0.0	0.0	0.0
Dispositions													
Disposition													
Battery	0.0	0.0	0.0	0.0	0.0	0.0	0.0	0.0	0.0	0.0	0.0	0.0	0.0
Gas Gathering System	4,584.7	4,149.7	4,561.8	3,148.0	0.0	3,956.5	5,198.8	4,935.1	4,372.7	4,670.9	4,387.8	4,435.7	48,401.7
Gas Plant	0.0	0.0	0.0	0.0	0.0	0.0	0.0	0.0	0.0	0.0	0.0	0.0	0.0
Injection Facility	0.0	0.0	0.0	0.0	0.0	0.0	0.0	0.0	0.0	0.0	0.0	0.0	0.0
Meter Station	0.0	0.0	0.0	0.0	0.0	0.0	0.0	0.0	0.0	0.0	0.0	0.0	0.0
Other	0.0	0.0	0.0	0.0	0.0	0.0	0.0	0.0	0.0	0.0	0.0	0.0	0.0
Alberta Commercial	0.0	0.0	0.0	0.0	0.0	0.0	0.0	0.0	0.0	0.0	0.0	0.0	0.0
Alberta Industrial	0.0	0.0	0.0	0.0	0.0	0.0	0.0	0.0	0.0	0.0	0.0	0.0	0.0
Alberta Residential	0.0	0.0	0.0	0.0	0.0	0.0	0.0	0.0	0.0	0.0	0.0	0.0	0.0
Alberta Elec.Generation	0.0	0.0	0.0	0.0	0.0	0.0	0.0	0.0	0.0	0.0	0.0	0.0	0.0
Shrinkage													
Acid Gas	0.0	0.0	0.0	0.0	0.0	0.0	0.0	0.0	0.0	0.0	0.0	0.0	0.0
Other products	0.0	0.0	0.0	0.0	0.0	0.0	0.0	0.0	0.0	0.0	0.0	0.0	0.0
Fuel	0.0	0.0	0.0	0.0	0.0	0.0	0.0	0.0	0.0	0.0	0.0	0.0	0.0
Flared	0.0	0.0	0.0	0.0	0.0	0.0	0.0	0.0	0.0	0.0	0.0	0.0	0.0
Vented	0.0	0.0	0.0	0.0	0.0	0.0	0.0	0.0	0.0	0.0	0.0	0.0	0.0
Diff and Other	0.0	0.0	0.0	0.0	0.0	0.0	0.0	0.0	0.0	0.0	0.0	0.0	0.0
Process and Frac													
Pentanes Plus	0.0	0.0	0.0	0.0	0.0	0.0	0.0	0.0	0.0	0.0	0.0	0.0	0.0
Propane	0.0	0.0	0.0	0.0	0.0	0.0	0.0	0.0	0.0	0.0	0.0	0.0	0.0
Butanes	0.0	0.0	0.0	0.0	0.0	0.0	0.0	0.0	0.0	0.0	0.0	0.0	0.0
Ethane	0.0	0.0	0.0	0.0	0.0	0.0	0.0	0.0	0.0	0.0	0.0	0.0	0.0
NGL	0.0	0.0	0.0	0.0	0.0	0.0	0.0	0.0	0.0	0.0	0.0	0.0	0.0
Sulphur	0.0	0.0	0.0	0.0	0.0	0.0	0.0	0.0	0.0	0.0	0.0	0.0	0.0
Sulphur Closing Inv	0.0	0.0	0.0	0.0	0.0	0.0	0.0	0.0	0.0	0.0	0.0	0.0	0.0

Unit of Measurement: Gas and Gas equivalent products: 1000m3, Liquids: m3, Sulphur: MTS

VPR6200

Facility ID ABGP0130964

Facility Name Kaybob 15-07 Gas Plant

Facility Licence # 23620

Facility Operator A6HJ

Production Month	201701	201702	201703	201704	201705	201706	201707	201708	201709	201710	201711	201712	Totals
Receipts													
Receipts from Alberta Facilities	47,935.5	43,975.2	50,397.5	45,350.0	7,228.2	26,839.7	43,313.8	41,059.5	37,159.6	38,037.5	38,517.4	44,145.1	463,959.0
Receipts from Non-Alberta Facilities	0.0	0.0	0.0	0.0	0.0	0.0	0.0	0.0	0.0	0.0	0.0	0.0	0.0
Dispositions													
Disposition Battery	0.0	0.0	0.0	0.0	0.0	0.0	0.0	0.0	0.0	0.0	0.0	0.0	0.0
Gas Gathering System	2,923.6	2,588.1	2,849.6	2,792.4	570.8	998.4	2,832.1	2,796.4	2,772.1	2,712.8	2,615.4	2,677.2	29,128.9
Gas Plant	0.0	0.0	0.0	0.0	0.0	0.0	0.0	0.0	0.0	0.0	0.0	0.0	0.0
Injection Facility	0.0	0.0	0.0	0.0	0.0	0.0	0.0	0.0	0.0	0.0	0.0	0.0	0.0
Meter Station	42,255.0	38,692.0	44,538.0	40,085.0	6,165.0	24,416.0	37,764.0	35,483.0	32,063.0	33,138.0	33,219.0	37,876.0	405,694.0
Other	0.0	0.0	0.0	0.0	0.0	0.0	0.0	0.0	0.0	0.0	0.0	0.0	0.0
Alberta Commercial	0.0	0.0	0.0	0.0	0.0	0.0	0.0	0.0	0.0	0.0	0.0	0.0	0.0
Alberta Industrial	0.0	0.0	0.0	0.0	0.0	0.0	0.0	0.0	0.0	0.0	0.0	0.0	0.0
Alberta Residential	0.0	0.0	0.0	0.0	0.0	0.0	0.0	0.0	0.0	0.0	0.0	0.0	0.0
Alberta Elec.Generation	0.0	0.0	0.0	0.0	0.0	0.0	0.0	0.0	0.0	0.0	0.0	0.0	0.0
Shrinkage Acid Gas	0.7	0.5	0.2	0.5	0.1	0.0	1.3	7.7	0.0	0.0	2.8	1.2	15.0
Other products	2,735.0	2,519.3	3,115.3	2,756.1	508.3	2,005.7	2,728.9	2,549.0	2,092.2	2,059.0	2,859.4	2,802.5	28,730.7
Fuel	619.9	573.7	620.5	565.8	144.2	377.3	476.3	485.3	446.8	522.2	539.2	580.8	5,952.0
Flared	139.5	132.2	159.1	146.7	83.8	99.7	96.5	82.5	63.3	71.3	80.3	75.7	1,230.6
Vented	0.0	0.0	0.0	0.0	0.0	0.0	0.0	0.0	0.0	0.0	0.0	0.0	0.0
Diff and Other	-738.2	-530.6	-885.2	-996.5	-244.0	-1,057.4	-585.3	-344.4	-277.8	-465.8	-798.7	131.7	-6,792.2
Process and Frac													
Pentanes Plus	10,211.6	9,440.1	11,915.1	10,489.2	1,871.7	7,570.2	10,237.1	9,528.7	7,736.1	7,671.7	10,944.1	10,742.8	108,358.4
Propane	0.0	0.0	0.0	0.0	0.0	0.0	0.0	0.0	0.0	0.0	0.0	0.0	0.0
Butanes	0.0	0.0	0.0	0.0	0.0	0.0	0.0	0.0	0.0	0.0	0.0	0.0	0.0
Ethane	0.0	0.0	0.0	0.0	0.0	0.0	0.0	0.0	0.0	0.0	0.0	0.0	0.0
NGL	2,488.8	2,250.8	2,593.7	2,336.4	483.5	1,762.9	2,449.0	2,316.5	1,950.1	1,874.0	2,376.2	2,308.7	25,190.6
Sulphur	0.0	0.0	0.0	0.0	0.0	0.0	0.0	0.0	0.0	0.0	0.0	0.0	0.0
Sulphur Closing Inv	0.0	0.0	0.0	0.0	0.0	0.0	0.0	0.0	0.0	0.0	0.0	0.0	0.0

Unit of Measurement: Gas and Gas equivalent products: 1000m3, Liquids: m3, Sulphur: MTS

VPR6200

Facility ID ABGP0135330

Facility Name Exshaw 03-10-077-07w6 Gas Plant

Facility Licence # 47427

Facility Operator A2DM EXSHAW OIL

Production Month	201701	201702	201703	201704	201705	201706	201707	201708	201709	201710	201711	201712	Totals
Receipts													
Receipts from Alberta Facilities	25,975.4	23,560.1	27,448.2	25,826.4	16,775.8	20,947.6	25,352.8	30,339.3	36,883.6	44,421.6	46,521.3	49,529.2	373,581.3
Receipts from Non-Alberta Facilities	0.0	0.0	0.0	0.0	0.0	0.0	0.0	0.0	0.0	0.0	0.0	0.0	0.0
Dispositions													
Disposition													
Battery	19.4	19.4	16.3	15.3	13.7	11.7	13.6	14.2	1,496.5	1,679.3	1,782.0	1,815.9	6,897.3
Gas Gathering System	0.0	0.0	0.0	0.0	0.0	0.0	0.0	0.0	0.0	0.0	0.0	0.0	0.0
Gas Plant	0.0	0.0	0.0	0.0	0.0	0.0	0.0	0.0	0.0	0.0	0.0	0.0	0.0
Injection Facility	899.6	714.5	844.3	838.8	544.0	720.6	879.9	989.7	1,113.1	1,469.7	1,582.2	1,667.3	12,263.7
Meter Station	23,259.6	21,046.7	24,360.4	23,103.3	14,831.3	18,780.7	22,321.4	26,718.2	32,437.6	37,783.9	39,794.9	42,248.2	326,686.2
Other	0.0	0.0	6.6	0.0	0.0	0.0	0.0	0.0	0.0	0.0	0.0	0.0	6.6
Alberta Commercial	0.0	0.0	0.0	0.0	0.0	0.0	0.0	0.0	0.0	0.0	0.0	0.0	0.0
Alberta Industrial	0.0	0.0	0.0	0.0	0.0	0.0	0.0	0.0	0.0	0.0	0.0	0.0	0.0
Alberta Residential	0.0	0.0	0.0	0.0	0.0	0.0	0.0	0.0	0.0	0.0	0.0	0.0	0.0
Alberta Elec.Generation	31.2	21.6	45.5	82.5	48.3	24.4	23.6	30.9	21.9	20.1	113.6	39.9	503.5
Shrinkage													
Acid Gas	0.0	0.0	0.0	0.0	0.0	0.0	0.0	0.0	0.0	0.0	0.0	0.0	0.0
Other products	659.6	588.9	700.3	631.8	411.1	485.1	687.6	926.2	1,210.7	1,227.1	1,243.1	1,333.2	10,104.7
Fuel	1,441.6	1,260.0	1,813.1	1,353.9	871.4	1,194.2	1,479.2	1,882.2	1,844.3	2,211.9	2,093.0	2,134.6	19,579.4
Flared	17.6	4.8	39.0	17.8	146.9	116.2	175.5	121.9	44.2	41.6	59.2	262.5	1,047.2
Vented	0.0	0.0	0.0	0.0	0.0	0.0	0.0	0.0	0.0	0.0	0.0	0.0	0.0
Diff and Other	-353.2	-95.8	-377.3	-217.0	-90.9	-385.3	-228.0	-344.0	-1,284.7	-12.0	-146.7	27.6	-3,507.3
Process and Frac													
Pentanes Plus	614.0	622.3	736.7	578.0	352.4	478.5	787.1	895.3	1,286.9	1,256.2	1,267.9	1,368.5	10,243.8
Propane	0.0	0.0	0.0	0.0	0.0	0.0	0.0	0.0	0.0	0.0	0.0	0.0	0.0
Butanes	0.0	0.0	0.0	0.0	0.0	0.0	0.0	0.0	0.0	0.0	0.0	0.0	0.0
Ethane	0.0	0.0	0.0	0.0	0.0	0.0	0.0	0.0	0.0	0.0	0.0	0.0	0.0
NGL	2,203.1	1,899.7	2,268.2	2,121.8	1,383.3	1,604.9	2,156.5	2,968.7	3,906.5	3,973.0	4,003.2	4,279.3	32,768.2
Sulphur	0.0	0.0	0.0	0.0	0.0	0.0	0.0	0.0	0.0	0.0	0.0	0.0	0.0
Sulphur Closing Inv	0.0	0.0	0.0	0.0	0.0	0.0	0.0	0.0	0.0	0.0	0.0	0.0	0.0

VPR6200
Facility ID ABGP0001114

Facility Name ALTAGAS BANTRY

Facility Licence # 2187

Facility Operator A0TK AOP

Production Month	201701	201702	201703	201704	201705	201706	201707	201708	201709	201710	201711	201712	Totals	
Receipts														
Receipts from Alberta Facilities	12,936.3	11,570.7	12,992.2	12,721.4	13,003.7	11,161.0	11,819.1	11,665.7	10,677.9	10,358.8	10,951.1	11,080.5	140,938.4	
Receipts from Non-Alberta Facilities	0.0	0.0	0.0	0.0	0.0	0.0	0.0	0.0	0.0	0.0	0.0	0.0	0.0	
Dispositions														
Disposition	Battery	151.9	136.9	154.2	147.7	133.8	143.1	137.0	134.7	138.6	135.6	139.9	150.5	1,703.9
	Gas Gathering System	0.0	0.0	0.0	0.0	0.0	0.0	0.0	0.0	0.0	0.0	0.0	0.0	0.0
	Gas Plant	0.0	0.0	0.0	0.0	0.0	0.0	0.0	0.0	0.0	0.0	0.0	0.0	0.0
	Injection Facility	678.7	620.8	693.7	716.6	729.8	707.7	724.2	756.6	720.1	725.6	753.8	753.8	8,581.4
	Meter Station	11,483.8	10,121.6	11,393.7	11,133.6	11,585.0	9,884.9	10,300.4	10,259.0	9,373.7	8,930.6	9,337.2	9,494.7	123,298.2
	Other	0.0	0.0	0.0	0.0	0.0	0.0	0.0	0.0	0.0	0.0	0.0	0.0	0.0
	Alberta Commercial	0.0	0.0	0.0	0.0	0.0	0.0	0.0	0.0	0.0	0.0	0.0	0.0	0.0
	Alberta Industrial	0.0	0.0	0.0	0.0	0.0	0.0	0.0	0.0	0.0	0.0	0.0	0.0	0.0
	Alberta Residential	0.0	0.0	0.0	0.0	0.0	0.0	0.0	0.0	0.0	0.0	0.0	0.0	0.0
	Alberta Elec.Generation	25.5	71.6	108.5	146.2	127.1	91.3	92.1	98.0	45.9	211.2	117.3	74.8	1,209.5
Shrinkage	Acid Gas	0.0	0.0	0.0	0.0	0.0	0.0	0.0	0.0	0.0	0.0	0.0	0.0	0.0
	Other products	227.1	239.5	262.1	264.5	292.0	272.0	283.9	284.9	261.4	227.6	236.1	247.1	3,098.2
Fuel		611.6	560.1	707.7	564.8	455.8	436.6	461.5	450.0	430.8	505.4	558.4	579.5	6,322.2
Flared		27.5	14.1	10.4	12.5	8.6	12.7	16.8	8.0	9.1	16.0	16.9	26.7	179.3
Vented		0.0	0.0	0.0	0.0	0.0	0.0	0.0	0.0	0.0	0.0	0.0	0.0	0.0
Diff and Other		-269.8	-193.9	-338.1	-264.5	-328.4	-387.3	-196.8	-325.5	-301.7	-393.2	-208.5	-246.6	-3,454.3
Process and Frac														
	Pentanes Plus	707.2	604.7	671.4	682.2	704.9	693.2	764.2	737.2	671.1	635.4	688.2	653.9	8,213.6
	Propane	54.4	92.2	112.0	116.8	130.8	133.8	129.3	148.5	105.4	53.8	66.7	97.7	1,241.4
	Butanes	277.9	376.2	390.6	385.7	465.7	388.5	381.9	387.6	395.3	343.7	318.4	359.5	4,471.0
	Ethane	0.0	0.0	0.0	0.0	0.0	0.0	0.0	0.0	0.0	0.0	0.0	0.0	0.0
	NGL	0.0	0.0	0.0	0.0	0.0	0.0	0.0	0.0	0.0	0.0	0.0	0.0	0.0
	Sulphur	0.0	0.0	0.0	0.0	0.0	0.0	0.0	0.0	0.0	0.0	0.0	0.0	0.0
	Sulphur Closing Inv	0.0	0.0	0.0	0.0	0.0	0.0	0.0	0.0	0.0	0.0	0.0	0.0	0.0

VPR6200
Facility ID ABGP0001117

Facility Name DEVON MARTEN HILLS

Facility Licence # 15388

Facility Operator OZ5F SEQUOIA

Production Month	201701	201702	201703	201704	201705	201706	201707	201708	201709	201710	201711	201712	Totals
Receipts													
Receipts from Alberta Facilities	2,299.8	2,298.1	2,935.5	2,535.9	2,485.3	2,326.6	2,483.1	2,656.1	2,564.9	2,471.7	2,761.3	3,093.0	30,911.3
Receipts from Non-Alberta Facilities	0.0	0.0	0.0	0.0	0.0	0.0	0.0	0.0	0.0	0.0	0.0	0.0	0.0
Dispositions													
Disposition Battery	0.0	0.0	0.0	0.0	0.0	0.0	0.0	0.0	0.0	0.0	0.0	0.0	0.0
Gas Gathering System	0.0	0.0	0.0	0.0	0.0	0.0	0.0	0.0	0.0	0.0	0.0	0.0	0.0
Gas Plant	0.0	0.0	0.0	0.0	0.0	0.0	0.0	0.0	0.0	0.0	0.0	0.0	0.0
Injection Facility	0.0	0.0	0.0	0.0	0.0	0.0	0.0	0.0	0.0	0.0	0.0	0.0	0.0
Meter Station	1,780.2	1,617.0	2,449.2	2,169.2	2,148.4	1,932.4	2,164.9	2,175.6	2,191.5	2,132.3	2,159.3	2,362.6	25,282.6
Other	0.0	0.0	0.0	0.0	0.0	0.0	0.0	0.0	0.0	0.0	0.0	0.0	0.0
Alberta Commercial	0.0	0.0	0.0	0.0	0.0	0.0	0.0	0.0	0.0	0.0	0.0	0.0	0.0
Alberta Industrial	0.0	0.0	0.0	0.0	0.0	0.0	0.0	0.0	0.0	0.0	0.0	0.0	0.0
Alberta Residential	0.0	0.0	0.0	0.0	0.0	0.0	0.0	0.0	0.0	0.0	0.0	0.0	0.0
Alberta Elec.Generation	0.0	0.0	0.0	0.0	0.0	0.0	0.0	0.0	0.0	0.0	0.0	0.0	0.0
Shrinkage Acid Gas	18.3	18.8	20.9	18.3	21.7	24.0	18.7	17.5	18.2	17.8	18.6	12.1	224.9
Other products	0.0	0.0	0.0	0.0	0.0	0.0	0.0	0.0	0.0	0.0	0.0	0.0	0.0
Fuel	416.7	379.1	423.9	374.0	392.4	397.5	436.3	428.3	427.2	406.7	417.1	423.2	4,922.4
Flared	0.1	9.7	0.1	0.0	0.0	12.9	0.0	0.0	0.0	0.0	0.0	0.0	22.8
Vented	0.0	0.0	0.0	0.0	0.0	0.0	0.0	0.0	0.0	0.0	0.0	0.0	0.0
Diff and Other	84.5	273.5	41.4	-25.6	-77.2	-40.2	-136.8	34.7	-72.0	-85.1	166.3	295.1	458.6
Process and Frac													
Pentanes Plus	0.0	0.0	0.0	0.0	0.0	0.0	0.0	0.0	0.0	0.0	0.0	0.0	0.0
Propane	0.0	0.0	0.0	0.0	0.0	0.0	0.0	0.0	0.0	0.0	0.0	0.0	0.0
Butanes	0.0	0.0	0.0	0.0	0.0	0.0	0.0	0.0	0.0	0.0	0.0	0.0	0.0
Ethane	0.0	0.0	0.0	0.0	0.0	0.0	0.0	0.0	0.0	0.0	0.0	0.0	0.0
NGL	0.0	0.0	0.0	0.0	0.0	0.0	0.0	0.0	0.0	0.0	0.0	0.0	0.0
Sulphur	0.0	0.0	0.0	0.0	0.0	0.0	0.0	0.0	0.0	0.0	0.0	0.0	0.0
Sulphur Closing Inv	0.0	0.0	0.0	0.0	0.0	0.0	0.0	0.0	0.0	0.0	0.0	0.0	0.0

VPR6200

Facility ID ABGP0001132

Facility Name MARTEN HILLS 12-18-76-25w4

Facility Licence # 15795

Facility Operator OHE9 CNRL

Production Month	201701	201702	201703	201704	201705	201706	201707	201708	201709	201710	201711	201712	Totals
Receipts													
Receipts from Alberta Facilities	11,119.6	10,433.6	11,279.3	11,135.4	11,371.9	10,987.9	11,175.4	10,328.6	10,533.1	10,103.5	8,910.4	8,616.8	125,995.5
Receipts from Non-Alberta Facilities	0.0	0.0	0.0	0.0	0.0	0.0	0.0	0.0	0.0	0.0	0.0	0.0	0.0
Dispositions													
Disposition													
Battery	0.0	0.0	0.0	0.0	0.0	0.0	0.0	0.0	0.0	0.0	0.0	0.0	0.0
Gas Gathering System	0.0	0.0	0.0	0.0	0.0	0.0	0.0	0.0	0.0	0.0	0.0	0.0	0.0
Gas Plant	0.0	0.0	0.0	0.0	0.0	0.0	0.0	0.0	0.0	0.0	0.0	0.0	0.0
Injection Facility	0.0	0.0	0.0	0.0	0.0	0.0	0.0	0.0	0.0	0.0	0.0	0.0	0.0
Meter Station	10,072.8	9,489.9	10,232.8	10,085.8	10,348.4	10,044.4	10,184.0	9,627.3	9,562.1	9,085.5	7,899.1	7,563.4	114,195.5
Other	0.0	0.0	0.0	0.0	0.0	0.0	0.0	0.0	0.0	0.0	0.0	0.0	0.0
Alberta Commercial	0.0	0.0	0.0	0.0	0.0	0.0	0.0	0.0	0.0	0.0	0.0	0.0	0.0
Alberta Industrial	0.0	0.0	0.0	0.0	0.0	0.0	0.0	0.0	0.0	0.0	0.0	0.0	0.0
Alberta Residential	0.0	0.0	0.0	0.0	0.0	0.0	0.0	0.0	0.0	0.0	0.0	0.0	0.0
Alberta Elec.Generation	0.0	0.0	0.0	0.0	0.0	0.0	0.0	0.0	0.0	0.0	0.0	0.0	0.0
Shrinkage													
Acid Gas	0.0	0.0	0.0	0.0	0.0	0.0	0.0	0.0	0.0	0.0	0.0	0.0	0.0
Other products	0.0	0.0	0.0	0.0	0.0	0.0	0.0	0.0	0.0	0.0	0.0	0.0	0.0
Fuel	1,039.9	941.7	1,035.7	992.2	962.8	899.0	934.1	834.9	922.0	1,004.0	1,009.8	1,041.9	11,618.0
Flared	2.5	0.0	0.0	0.0	0.0	0.0	0.0	0.0	0.0	0.0	0.0	0.0	2.5
Vented	0.5	0.4	0.7	0.4	0.7	0.4	0.3	0.7	0.4	0.2	0.3	0.1	5.1
Diff and Other	3.9	1.6	10.1	57.0	60.0	44.1	57.0	-134.3	48.6	13.8	1.2	11.4	174.4
Process and Frac													
Pentanes Plus	0.0	0.0	0.0	0.0	0.0	0.0	0.0	0.0	0.0	0.0	0.0	0.0	0.0
Propane	0.0	0.0	0.0	0.0	0.0	0.0	0.0	0.0	0.0	0.0	0.0	0.0	0.0
Butanes	0.0	0.0	0.0	0.0	0.0	0.0	0.0	0.0	0.0	0.0	0.0	0.0	0.0
Ethane	0.0	0.0	0.0	0.0	0.0	0.0	0.0	0.0	0.0	0.0	0.0	0.0	0.0
NGL	0.0	0.0	0.0	0.0	0.0	0.0	0.0	0.0	0.0	0.0	0.0	0.0	0.0
Sulphur	0.0	0.0	0.0	0.0	0.0	0.0	0.0	0.0	0.0	0.0	0.0	0.0	0.0
Sulphur Closing Inv	0.0	0.0	0.0	0.0	0.0	0.0	0.0	0.0	0.0	0.0	0.0	0.0	0.0

Unit of Measurement: Gas and Gas equivalent products: 1000m3, Liquids: m3, Sulphur: MTS

Monthly Gas Plant Receipts, Dispositions and Process

VPR6200


Facility ID ABGP0001191

Facility Name VISTA MIDSTREAM TURIN

Facility Licence # 911

Facility Operator A0TK AOP

Production Month	201701	201702	201703	201704	201705	201706	201707	201708	201709	201710	201711	201712	Totals
Receipts													
Receipts from Alberta Facilities	16,163.0	14,636.3	16,571.1	16,387.3	13,156.2	17,376.3	17,148.9	16,684.2	13,052.6	11,905.9	14,517.6	15,399.0	182,998.4
Receipts from Non-Alberta Facilities	0.0	0.0	0.0	0.0	0.0	0.0	0.0	0.0	0.0	0.0	0.0	0.0	0.0
Dispositions													
Disposition													
Battery	0.0	0.0	0.0	0.0	0.0	0.0	0.0	0.0	0.0	0.0	0.0	0.0	0.0
Gas Gathering System	0.0	0.0	0.0	0.0	0.0	0.0	0.0	0.0	0.0	0.0	0.0	0.0	0.0
Gas Plant	0.0	0.0	0.0	0.0	0.0	0.0	0.0	0.0	0.0	0.0	0.0	0.0	0.0
Injection Facility	1,310.1	1,230.6	1,413.3	1,356.6	848.4	1,359.9	1,341.2	1,398.0	1,218.6	1,158.9	1,251.7	1,233.8	15,121.1
Meter Station	13,219.2	11,980.6	13,539.8	13,430.6	11,216.5	14,417.6	14,338.6	13,773.6	10,505.9	9,597.3	11,981.6	12,971.6	150,972.9
Other	0.0	0.0	0.0	0.0	0.0	0.0	0.0	0.0	0.0	0.0	0.0	0.0	0.0
Alberta Commercial	0.0	0.0	0.0	0.0	0.0	0.0	0.0	0.0	0.0	0.0	0.0	0.0	0.0
Alberta Industrial	0.0	0.0	0.0	0.0	0.0	0.0	0.0	0.0	0.0	0.0	0.0	0.0	0.0
Alberta Residential	0.0	0.0	0.0	0.0	0.0	0.0	0.0	0.0	0.0	0.0	0.0	0.0	0.0
Alberta Elec.Generation	0.0	0.0	0.0	0.0	0.0	0.0	0.0	0.0	0.0	0.0	0.0	0.0	0.0
Shrinkage													
Acid Gas	0.0	0.0	0.0	0.0	0.0	0.0	0.0	0.0	0.0	0.0	0.0	0.0	0.0
Other products	286.9	259.6	336.1	346.4	253.3	343.3	353.6	357.1	267.2	230.1	212.3	215.7	3,461.6
Fuel	1,089.3	976.2	1,073.1	1,001.4	760.5	1,027.0	1,013.0	978.5	868.2	769.5	912.1	966.0	11,434.8
Flared	13.1	9.3	8.4	12.6	13.1	5.6	1.5	1.1	26.5	27.7	3.0	40.3	162.2
Vented	0.0	0.0	0.0	0.0	0.0	0.0	0.0	0.0	0.0	0.0	0.0	0.0	0.0
Diff and Other	244.4	180.0	200.4	239.7	64.4	222.9	101.0	175.9	166.2	122.4	156.9	-28.4	1,845.8
Process and Frac													
Pentanes Plus	84.1	74.0	67.3	32.3	13.4	20.4	20.4	22.8	55.0	67.0	68.6	101.3	626.6
Propane	0.0	0.0	0.0	0.0	0.0	0.0	0.0	0.0	0.0	0.0	0.0	0.0	0.0
Butanes	0.0	0.0	0.0	0.0	0.0	0.0	0.0	0.0	0.0	0.0	0.0	0.0	0.0
Ethane	0.0	0.0	0.0	0.0	0.0	0.0	0.0	0.0	0.0	0.0	0.0	0.0	0.0
NGL	1,146.0	1,039.3	1,370.7	1,445.5	1,046.8	1,415.8	1,458.1	1,470.9	1,068.0	880.2	845.6	846.1	14,033.0
Sulphur	0.0	0.0	0.0	0.0	0.0	0.0	0.0	0.0	0.0	0.0	0.0	0.0	0.0
Sulphur Closing Inv	0.0	0.0	0.0	0.0	0.0	0.0	0.0	0.0	0.0	0.0	0.0	0.0	0.0



Monthly Gas Plant Receipts, Dispositions and Process

Page: 501 OF 1025

Run Date: 23 Jan 2018

VPR6200

Facility ID ABGP0001243

Facility Name HOTCHKISS 2-35-94-2w6

Facility Licence # 17608

Facility Operator OHE9 CNRL

Production Month	201701	201702	201703	201704	201705	201706	201707	201708	201709	201710	201711	201712	Totals
Receipts													
Receipts from Alberta Facilities	2,366.8	1,937.1	2,144.1	2,280.1	2,422.0	1,896.0	2,119.6	2,182.5	2,225.8	2,244.1	989.3	72.7	22,880.1
Receipts from Non-Alberta Facilities	0.0	0.0	0.0	0.0	0.0	0.0	0.0	0.0	0.0	0.0	0.0	0.0	0.0
Dispositions													
Disposition													
Battery	0.0	0.0	0.0	0.0	0.0	0.0	0.0	0.0	0.0	0.0	0.0	0.0	0.0
Gas Gathering System	0.0	0.0	0.0	0.0	0.0	0.0	0.0	0.0	0.0	0.0	0.0	0.0	0.0
Gas Plant	0.0	0.0	0.0	0.0	0.0	0.0	0.0	0.0	0.0	0.0	0.0	0.0	0.0
Injection Facility	0.0	0.0	0.0	0.0	0.0	0.0	0.0	0.0	0.0	0.0	0.0	0.0	0.0
Meter Station	1,952.4	1,538.2	1,641.2	1,780.2	1,899.7	1,399.5	1,611.1	1,662.4	1,734.4	1,721.3	703.1	0.0	17,643.5
Other	0.0	0.0	0.0	0.0	0.0	0.0	0.0	0.0	0.0	0.0	0.0	0.0	0.0
Alberta Commercial	0.0	0.0	0.0	0.0	0.0	0.0	0.0	0.0	0.0	0.0	0.0	0.0	0.0
Alberta Industrial	0.0	0.0	0.0	0.0	0.0	0.0	0.0	0.0	0.0	0.0	0.0	0.0	0.0
Alberta Residential	0.0	0.0	0.0	0.0	0.0	0.0	0.0	0.0	0.0	0.0	0.0	0.0	0.0
Alberta Elec.Generation	0.0	0.0	0.0	0.0	0.0	0.0	0.0	0.0	0.0	0.0	0.0	0.0	0.0
Shrinkage													
Acid Gas	116.8	90.1	100.0	100.4	110.4	98.9	119.7	142.2	123.0	117.3	62.3	0.0	1,181.1
Other products	0.0	0.0	0.0	0.0	0.0	0.0	0.0	0.0	0.0	0.0	0.0	0.0	0.0
Fuel	333.8	302.2	342.6	331.2	335.0	304.4	321.2	322.0	326.9	347.8	212.4	72.7	3,552.2
Flared	0.1	0.4	0.0	0.0	0.8	0.0	1.9	0.0	0.1	0.2	0.8	0.0	4.3
Vented	0.0	0.0	0.0	0.0	0.0	0.0	0.0	0.0	0.0	0.0	0.0	0.0	0.0
Diff and Other	-36.3	6.2	60.3	68.3	76.1	93.2	65.7	55.9	41.4	57.5	10.7	0.0	499.0
Process and Frac													
Pentanes Plus	0.0	0.0	0.0	0.0	0.0	0.0	0.0	0.0	0.0	0.0	0.0	0.0	0.0
Propane	0.0	0.0	0.0	0.0	0.0	0.0	0.0	0.0	0.0	0.0	0.0	0.0	0.0
Butanes	0.0	0.0	0.0	0.0	0.0	0.0	0.0	0.0	0.0	0.0	0.0	0.0	0.0
Ethane	0.0	0.0	0.0	0.0	0.0	0.0	0.0	0.0	0.0	0.0	0.0	0.0	0.0
NGL	0.0	0.0	0.0	0.0	0.0	0.0	0.0	0.0	0.0	0.0	0.0	0.0	0.0
Sulphur	0.0	0.0	0.0	0.0	0.0	0.0	0.0	0.0	0.0	0.0	0.0	0.0	0.0
Sulphur Closing Inv	0.0	0.0	0.0	0.0	0.0	0.0	0.0	0.0	0.0	0.0	0.0	0.0	0.0

Unit of Measurement: Gas and Gas equivalent products: 1000m3, Liquids: m3, Sulphur: MTS

VPR6200

Facility ID ABGP0001319

Facility Name D Energy Abee 1-32-61-22W4

Facility Licence # 13717

Facility Operator A68P

Production Month	201701	201702	201703	201704	201705	201706	201707	201708	201709	201710	201711	201712	Totals
Receipts													
Receipts from Alberta Facilities	693.9	673.8	697.1	650.9	710.9	701.7	707.9	694.7	627.3	630.9	618.2	620.7	8,028.0
Receipts from Non-Alberta Facilities	0.0	0.0	0.0	0.0	0.0	0.0	0.0	0.0	0.0	0.0	0.0	0.0	0.0
Dispositions													
Disposition													
Battery	0.0	0.0	0.0	0.0	0.0	0.0	0.0	0.0	0.0	0.0	0.0	0.0	0.0
Gas Gathering System	0.0	0.0	0.0	0.0	0.0	0.0	0.0	0.0	0.0	0.0	0.0	0.0	0.0
Gas Plant	0.0	0.0	0.0	0.0	0.0	0.0	0.0	0.0	0.0	0.0	0.0	0.0	0.0
Injection Facility	0.0	0.0	0.0	0.0	0.0	0.0	0.0	0.0	0.0	0.0	0.0	0.0	0.0
Meter Station	589.8	573.5	600.6	560.2	608.9	606.5	589.0	561.8	502.6	495.0	477.3	477.2	6,642.4
Other	0.0	0.0	0.0	0.0	0.0	0.0	0.0	0.0	0.0	0.0	0.0	0.0	0.0
Alberta Commercial	0.0	0.0	0.0	0.0	0.0	0.0	0.0	0.0	0.0	0.0	0.0	0.0	0.0
Alberta Industrial	0.0	0.0	0.0	0.0	0.0	0.0	0.0	0.0	0.0	0.0	0.0	0.0	0.0
Alberta Residential	0.0	0.0	0.0	0.0	0.0	0.0	0.0	0.0	0.0	0.0	0.0	0.0	0.0
Alberta Elec.Generation	0.0	0.0	0.0	0.0	0.0	0.0	0.0	0.0	0.0	0.0	0.0	0.0	0.0
Shrinkage													
Acid Gas	0.0	0.0	0.0	0.0	0.0	0.0	0.0	0.0	0.0	0.0	0.0	0.0	0.0
Other products	0.0	0.3	0.2	0.4	0.6	0.5	0.1	0.5	0.4	0.5	0.4	0.0	3.9
Fuel	113.2	105.8	113.1	106.8	111.3	106.2	107.5	113.2	101.9	105.2	109.5	113.2	1,306.9
Flared	3.2	0.7	0.0	0.0	0.5	0.4	0.5	2.3	0.0	0.0	0.0	0.0	7.6
Vented	0.0	0.0	0.0	0.0	0.0	0.0	0.0	0.0	0.0	0.0	0.0	0.0	0.0
Diff and Other	-12.3	-6.5	-16.8	-16.5	-10.4	-11.9	10.8	16.9	22.4	30.2	31.0	30.3	67.2
Process and Frac													
Pentanes Plus	0.0	1.5	1.1	1.9	2.9	2.3	0.5	2.4	1.9	2.2	1.9	0.0	18.6
Propane	0.0	0.0	0.0	0.0	0.0	0.0	0.0	0.0	0.0	0.0	0.0	0.0	0.0
Butanes	0.0	0.0	0.0	0.0	0.0	0.0	0.0	0.0	0.0	0.0	0.0	0.0	0.0
Ethane	0.0	0.0	0.0	0.0	0.0	0.0	0.0	0.0	0.0	0.0	0.0	0.0	0.0
NGL	0.0	0.0	0.0	0.0	0.0	0.0	0.0	0.0	0.0	0.0	0.0	0.0	0.0
Sulphur	0.0	0.0	0.0	0.0	0.0	0.0	0.0	0.0	0.0	0.0	0.0	0.0	0.0
Sulphur Closing Inv	0.0	0.0	0.0	0.0	0.0	0.0	0.0	0.0	0.0	0.0	0.0	0.0	0.0

Unit of Measurement: Gas and Gas equivalent products: 1000m3, Liquids: m3, Sulphur: MTS

VPR6200
 Facility ID ABGP0001682
 Facility Licence # 17318

Facility Name SALESKI 5-8
 Facility Operator OZ5F SEQUOIA

Production Month		201701	201702	201703	201704	201705	201706	201707	201708	201709	201710	201711	201712	Totals
Receipts														
Receipts from Alberta Facilities		4,500.8	4,363.2	4,690.4	4,531.6	4,767.8	4,690.0	4,843.6	4,753.1	4,668.7	4,600.5	4,536.9	4,200.7	55,147.3
Receipts from Non-Alberta Facilities		0.0	0.0	0.0	0.0	0.0	0.0	0.0	0.0	0.0	0.0	0.0	0.0	0.0
Dispositions														
Disposition	Battery	0.0	0.0	0.0	0.0	0.0	0.0	0.0	0.0	0.0	0.0	0.0	0.0	0.0
	Gas Gathering System	0.0	0.0	0.0	0.0	0.0	0.0	0.0	0.0	0.0	0.0	0.0	0.0	0.0
	Gas Plant	0.0	0.0	0.0	0.0	0.0	0.0	0.0	0.0	0.0	0.0	0.0	0.0	0.0
	Injection Facility	0.0	0.0	0.0	0.0	0.0	0.0	0.0	0.0	0.0	0.0	0.0	0.0	0.0
	Meter Station	3,523.6	3,413.7	3,706.5	3,668.4	3,858.4	3,718.8	3,850.3	3,750.4	3,646.5	3,495.5	3,427.4	3,146.1	43,205.6
	Other	0.0	0.0	0.0	0.0	0.0	0.0	0.0	0.0	0.0	0.0	0.0	0.0	0.0
	Alberta Commercial	0.0	0.0	0.0	0.0	0.0	0.0	0.0	0.0	0.0	0.0	0.0	0.0	0.0
	Alberta Industrial	0.0	0.0	0.0	0.0	0.0	0.0	0.0	0.0	0.0	0.0	0.0	0.0	0.0
	Alberta Residential	0.0	0.0	0.0	0.0	0.0	0.0	0.0	0.0	0.0	0.0	0.0	0.0	0.0
	Alberta Elec.Generation	0.0	0.0	0.0	0.0	0.0	0.0	0.0	0.0	0.0	0.0	0.0	0.0	0.0
Shrinkage	Acid Gas	278.8	298.2	318.3	303.8	325.7	293.4	307.5	299.4	305.8	298.1	292.3	280.8	3,602.1
	Other products	0.0	0.0	0.0	0.0	0.0	0.0	0.0	0.0	0.0	0.0	0.0	0.0	0.0
Fuel		489.2	500.7	548.0	527.8	520.8	486.0	488.5	493.8	490.3	496.2	580.0	575.5	6,196.8
Flared		11.2	12.0	12.4	12.0	12.2	11.9	11.5	12.1	12.0	12.4	11.4	11.7	142.8
Vented		0.0	0.0	0.0	0.0	0.0	0.0	0.0	0.1	0.1	0.0	0.0	0.0	0.2
Diff and Other		198.0	138.6	105.2	19.6	50.7	179.9	185.8	197.3	214.0	298.3	225.8	186.6	1,999.8
Process and Frac														
	Pentanes Plus	0.0	0.0	0.0	0.0	0.0	0.0	0.0	0.0	0.0	0.0	0.0	0.0	0.0
	Propane	0.0	0.0	0.0	0.0	0.0	0.0	0.0	0.0	0.0	0.0	0.0	0.0	0.0
	Butanes	0.0	0.0	0.0	0.0	0.0	0.0	0.0	0.0	0.0	0.0	0.0	0.0	0.0
	Ethane	0.0	0.0	0.0	0.0	0.0	0.0	0.0	0.0	0.0	0.0	0.0	0.0	0.0
	NGL	0.0	0.0	0.0	0.0	0.0	0.0	0.0	0.0	0.0	0.0	0.0	0.0	0.0
	Sulphur	0.0	0.0	0.0	0.0	0.0	0.0	0.0	0.0	0.0	0.0	0.0	0.0	0.0
	Sulphur Closing Inv	0.0	0.0	0.0	0.0	0.0	0.0	0.0	0.0	0.0	0.0	0.0	0.0	0.0

Unit of Measurement: Gas and Gas equivalent products: 1000m3, Liquids: m3, Sulphur: MTS

VPR6200
 Facility ID ABGP0001684
 Facility Licence # 7087

Facility Name APACHE PROVOST
 Facility Operator A7BT KARVE

Production Month	201701	201702	201703	201704	201705	201706	201707	201708	201709	201710	201711	201712	Totals	
Receipts														
Receipts from Alberta Facilities	449.7	311.5	329.5	277.8	318.9	300.5	247.6	227.8	272.0	314.6	386.7	494.6	3,931.2	
Receipts from Non-Alberta Facilities	0.0	0.0	0.0	0.0	0.0	0.0	0.0	0.0	0.0	0.0	0.0	0.0	0.0	
Dispositions														
Disposition	Battery	40.2	38.9	10.0	78.2	77.0	66.8	55.5	82.3	82.3	66.2	64.4	67.1	728.9
	Gas Gathering System	261.9	129.4	155.1	153.7	211.1	188.1	158.6	90.0	140.0	203.0	212.4	362.7	2,266.0
	Gas Plant	0.0	0.0	0.0	0.0	0.0	0.0	0.0	0.0	0.0	0.0	0.0	0.0	0.0
	Injection Facility	0.0	0.0	0.0	0.0	0.0	0.0	0.0	0.0	0.0	0.0	0.0	0.0	0.0
	Meter Station	0.0	0.0	0.0	0.0	0.0	0.0	0.0	0.0	0.0	0.0	0.0	0.0	0.0
	Other	0.0	0.0	0.0	0.0	0.0	0.0	0.0	0.0	0.0	0.0	0.0	0.0	0.0
	Alberta Commercial	0.0	0.0	0.0	0.0	0.0	0.0	0.0	0.0	0.0	0.0	0.0	0.0	0.0
	Alberta Industrial	0.0	0.0	0.0	0.0	0.0	0.0	0.0	0.0	0.0	0.0	0.0	0.0	0.0
	Alberta Residential	0.0	0.0	0.0	0.0	0.0	0.0	0.0	0.0	0.0	0.0	0.0	0.0	0.0
	Alberta Elec.Generation	0.0	0.0	0.0	0.0	0.0	0.0	0.0	0.0	0.0	0.0	0.0	0.0	0.0
Shrinkage	Acid Gas	59.4	58.3	61.0	58.0	61.9	59.9	52.9	51.1	51.1	39.6	56.7	56.1	666.0
	Other products	0.0	0.0	0.0	0.0	0.0	0.0	0.0	0.0	0.0	0.0	0.0	0.0	0.0
Fuel		72.6	65.3	93.6	8.7	3.7	3.2	24.2	11.0	11.0	20.0	40.7	41.2	395.2
Flared		5.1	0.8	3.2	11.1	1.6	2.8	0.0	2.5	0.5	0.9	0.4	2.0	30.9
Vented		0.0	0.0	0.0	0.0	0.0	0.0	0.0	0.0	0.0	0.0	0.0	0.0	0.0
Diff and Other		10.5	18.8	6.6	-31.9	-36.4	-20.3	-43.6	-9.1	-12.9	-15.1	12.1	-34.5	-155.8
Process and Frac														
	Pentanes Plus	0.0	0.0	0.0	0.0	0.0	0.0	0.0	0.0	0.0	0.0	0.0	0.0	0.0
	Propane	0.0	0.0	0.0	0.0	0.0	0.0	0.0	0.0	0.0	0.0	0.0	0.0	0.0
	Butanes	0.0	0.0	0.0	0.0	0.0	0.0	0.0	0.0	0.0	0.0	0.0	0.0	0.0
	Ethane	0.0	0.0	0.0	0.0	0.0	0.0	0.0	0.0	0.0	0.0	0.0	0.0	0.0
	NGL	0.0	0.0	0.0	0.0	0.0	0.0	0.0	0.0	0.0	0.0	0.0	0.0	0.0
	Sulphur	0.0	0.0	0.0	0.0	0.0	0.0	0.0	0.0	0.0	0.0	0.0	0.0	0.0
	Sulphur Closing Inv	0.0	0.0	0.0	0.0	0.0	0.0	0.0	0.0	0.0	0.0	0.0	0.0	0.0

Unit of Measurement: Gas and Gas equivalent products: 1000m3, Liquids: m3, Sulphur: MTS

VPR6200

Facility ID ABGP0001838

Facility Name MBOG RED EARTH 2-23-88-8W5 GAS PLANT

Facility Licence # 26475

Facility Operator A79R MBOG

Production Month	201701	201702	201703	201704	201705	201706	201707	201708	201709	201710	201711	201712	Totals
Receipts													
Receipts from Alberta Facilities	1,027.1	903.5	1,043.9	919.9	1,056.8	989.1	1,051.1	0.0	0.0	0.0	0.0	0.0	6,991.4
Receipts from Non-Alberta Facilities	0.0	0.0	0.0	0.0	0.0	0.0	0.0	0.0	0.0	0.0	0.0	0.0	0.0
Dispositions													
Disposition													
Battery	0.0	0.0	0.0	0.0	0.0	0.0	0.0	0.0	0.0	0.0	0.0	0.0	0.0
Gas Gathering System	0.0	0.0	0.0	0.0	0.0	0.0	0.0	0.0	0.0	0.0	0.0	0.0	0.0
Gas Plant	0.0	0.0	0.0	0.0	0.0	0.0	0.0	0.0	0.0	0.0	0.0	0.0	0.0
Injection Facility	0.0	0.0	0.0	0.0	0.0	0.0	0.0	0.0	0.0	0.0	0.0	0.0	0.0
Meter Station	765.6	671.1	772.0	676.1	769.4	696.2	668.9	0.0	0.0	0.0	0.0	0.0	5,019.3
Other	0.0	0.0	0.0	0.0	0.0	0.0	0.0	0.0	0.0	0.0	0.0	0.0	0.0
Alberta Commercial	0.0	0.0	0.0	0.0	0.0	0.0	0.0	0.0	0.0	0.0	0.0	0.0	0.0
Alberta Industrial	0.0	0.0	0.0	0.0	0.0	0.0	0.0	0.0	0.0	0.0	0.0	0.0	0.0
Alberta Residential	0.0	0.0	0.0	0.0	0.0	0.0	0.0	0.0	0.0	0.0	0.0	0.0	0.0
Alberta Elec.Generation	0.0	0.0	0.0	0.0	0.0	0.0	0.0	0.0	0.0	0.0	0.0	0.0	0.0
Shrinkage													
Acid Gas	0.0	0.0	0.0	0.0	0.0	0.0	0.0	0.0	0.0	0.0	0.0	0.0	0.0
Other products	133.2	133.6	128.9	136.4	145.3	132.6	104.9	0.0	0.0	0.0	0.0	0.0	914.9
Fuel	124.7	107.1	119.4	116.7	116.3	116.0	99.4	0.0	0.0	0.0	0.0	0.0	799.6
Flared	1.3	1.9	1.0	0.1	1.5	0.0	78.0	0.0	0.0	0.0	0.0	0.0	83.8
Vented	0.0	0.0	0.0	0.0	0.0	0.0	0.0	0.0	0.0	0.0	0.0	0.0	0.0
Diff and Other	2.3	-10.2	22.6	-9.4	24.3	44.3	99.9	0.0	0.0	0.0	0.0	0.0	173.8
Process and Frac													
Pentanes Plus	0.0	0.0	0.0	0.0	0.0	0.0	0.0	0.0	0.0	0.0	0.0	0.0	0.0
Propane	0.0	0.0	0.0	0.0	0.0	0.0	0.0	0.0	0.0	0.0	0.0	0.0	0.0
Butanes	0.0	0.0	0.0	0.0	0.0	0.0	0.0	0.0	0.0	0.0	0.0	0.0	0.0
Ethane	0.0	0.0	0.0	0.0	0.0	0.0	0.0	0.0	0.0	0.0	0.0	0.0	0.0
NGL	524.8	524.4	508.4	538.7	567.6	522.7	416.8	0.0	0.0	0.0	0.0	0.0	3,603.4
Sulphur	0.0	0.0	0.0	0.0	0.0	0.0	0.0	0.0	0.0	0.0	0.0	0.0	0.0
Sulphur Closing Inv	0.0	0.0	0.0	0.0	0.0	0.0	0.0	0.0	0.0	0.0	0.0	0.0	0.0

Unit of Measurement: Gas and Gas equivalent products: 1000m3, Liquids: m3, Sulphur: MTS

VPR6200
Facility ID ABGP0001855

Facility Name UNOCAL SLAVE

Facility Licence # 16981

Facility Operator A74Y TIDEWATER

Production Month	201701	201702	201703	201704	201705	201706	201707	201708	201709	201710	201711	201712	Totals
Receipts													
Receipts from Alberta Facilities	5,153.1	4,988.5	5,756.0	5,689.7	5,796.4	5,587.2	5,296.1	4,549.0	5,370.6	5,574.9	5,754.6	6,692.6	66,208.7
Receipts from Non-Alberta Facilities	0.0	0.0	0.0	0.0	0.0	0.0	0.0	0.0	0.0	0.0	0.0	0.0	0.0
Dispositions													
Disposition													
Battery	9.6	8.7	9.5	8.2	7.8	35.5	6.3	8.2	7.8	6.9	8.5	8.2	125.2
Gas Gathering System	0.0	0.0	0.0	0.0	0.0	0.0	0.0	0.0	0.0	0.0	0.0	0.0	0.0
Gas Plant	0.0	0.0	0.0	0.0	0.0	0.0	0.0	0.0	0.0	0.0	0.0	0.0	0.0
Injection Facility	0.0	0.0	0.0	0.0	0.0	0.0	0.0	0.0	0.0	0.0	0.0	0.0	0.0
Meter Station	3,919.1	3,777.9	4,482.9	4,478.8	4,609.0	4,130.8	4,187.0	3,660.5	4,233.2	4,359.1	4,474.7	5,478.9	51,791.9
Other	0.0	0.0	0.0	0.0	0.0	0.0	0.0	0.0	0.0	0.0	0.0	0.0	0.0
Alberta Commercial	0.0	0.0	0.0	0.0	0.0	0.0	0.0	0.0	0.0	0.0	0.0	0.0	0.0
Alberta Industrial	0.0	0.0	0.0	0.0	0.0	0.0	0.0	0.0	0.0	0.0	0.0	0.0	0.0
Alberta Residential	0.0	0.0	0.0	0.0	0.0	0.0	0.0	0.0	0.0	0.0	0.0	0.0	0.0
Alberta Elec.Generation	0.0	0.0	0.0	0.0	0.0	0.0	0.0	0.0	0.0	0.0	0.0	0.0	0.0
Shrinkage													
Acid Gas	567.9	521.2	521.2	655.3	651.6	643.5	635.4	563.4	656.7	682.9	681.9	800.8	7,581.8
Other products	29.3	17.7	25.8	32.3	88.1	96.7	99.7	81.7	64.0	40.5	59.7	81.7	717.2
Fuel	490.9	441.9	499.0	471.0	425.9	391.8	406.1	396.4	408.5	472.2	494.6	504.1	5,402.4
Flared	3.6	17.6	0.0	0.0	0.0	0.0	0.0	0.0	0.0	0.0	0.0	0.0	21.2
Vented	0.0	0.0	0.0	0.0	0.0	0.0	0.0	0.0	0.0	0.0	0.0	0.0	0.0
Diff and Other	132.7	203.5	217.6	44.1	14.0	288.9	-38.4	-161.2	0.4	13.3	35.2	-181.1	569.0
Process and Frac													
Pentanes Plus	0.0	0.0	0.0	0.0	0.0	0.0	0.0	0.0	0.0	0.0	0.0	0.0	0.0
Propane	0.0	0.0	0.0	0.0	0.0	0.0	0.0	0.0	0.0	0.0	0.0	0.0	0.0
Butanes	0.0	0.0	0.0	0.0	0.0	0.0	0.0	0.0	0.0	0.0	0.0	0.0	0.0
Ethane	0.0	0.0	0.0	0.0	0.0	0.0	0.0	0.0	0.0	0.0	0.0	0.0	0.0
NGL	131.9	81.5	121.5	149.9	405.9	448.4	460.0	363.9	295.6	185.0	265.3	368.8	3,277.7
Sulphur	0.0	0.0	0.0	0.0	0.0	0.0	0.0	0.0	0.0	0.0	0.0	0.0	0.0
Sulphur Closing Inv	0.0	0.0	0.0	0.0	0.0	0.0	0.0	0.0	0.0	0.0	0.0	0.0	0.0

Unit of Measurement: Gas and Gas equivalent products: 1000m3, Liquids: m3, Sulphur: MTS

VPR6200

Facility ID ABGP0001897

Facility Name GOODFISH 3-32-91-8w5

Facility Licence # 17498

Facility Operator OHE9 CNRL

Production Month	201701	201702	201703	201704	201705	201706	201707	201708	201709	201710	201711	201712	Totals
Receipts													
Receipts from Alberta Facilities	4,785.6	4,510.1	4,660.7	5,007.6	5,110.1	4,853.5	4,953.1	5,466.0	5,436.3	5,430.9	4,716.8	4,328.2	59,258.9
Receipts from Non-Alberta Facilities	0.0	0.0	0.0	0.0	0.0	0.0	0.0	0.0	0.0	0.0	0.0	0.0	0.0
Dispositions													
Disposition													
Battery	0.0	0.0	0.0	0.0	0.0	0.0	0.0	0.0	0.0	0.0	0.0	0.0	0.0
Gas Gathering System	0.0	0.0	0.0	0.0	0.0	0.0	0.0	0.0	0.0	0.0	0.0	0.0	0.0
Gas Plant	0.0	0.0	0.0	0.0	0.0	0.0	0.0	0.0	0.0	0.0	0.0	0.0	0.0
Injection Facility	0.0	0.0	0.0	0.0	0.0	0.0	0.0	0.0	0.0	0.0	0.0	0.0	0.0
Meter Station	3,905.6	3,667.2	3,825.1	4,195.5	4,268.6	4,124.6	4,200.2	4,614.3	4,497.6	4,620.9	3,891.4	3,561.4	49,372.4
Other	0.0	0.0	0.0	0.0	0.0	0.0	0.0	0.0	0.0	0.0	0.0	0.0	0.0
Alberta Commercial	0.0	0.0	0.0	0.0	0.0	0.0	0.0	0.0	0.0	0.0	0.0	0.0	0.0
Alberta Industrial	0.0	0.0	0.0	0.0	0.0	0.0	0.0	0.0	0.0	0.0	0.0	0.0	0.0
Alberta Residential	0.0	0.0	0.0	0.0	0.0	0.0	0.0	0.0	0.0	0.0	0.0	0.0	0.0
Alberta Elec.Generation	0.0	0.0	0.0	0.0	0.0	0.0	0.0	0.0	0.0	0.0	0.0	0.0	0.0
Shrinkage													
Acid Gas	130.6	113.1	121.2	121.9	123.0	95.6	109.2	107.1	106.9	113.3	120.3	103.2	1,365.4
Other products	0.0	0.0	0.0	0.0	0.0	0.0	0.0	0.0	0.0	0.0	0.0	0.0	0.0
Fuel	710.5	665.1	697.8	681.9	683.5	635.3	637.8	665.2	685.7	667.0	643.1	631.4	8,004.3
Flared	2.6	8.1	4.3	1.6	8.2	2.3	1.3	7.7	2.6	0.7	5.1	0.3	44.8
Vented	0.0	0.0	0.0	0.0	0.0	0.0	0.0	0.0	0.0	0.0	0.0	0.0	0.0
Diff and Other	36.3	56.6	12.3	6.7	26.8	-4.3	4.6	71.7	143.5	29.0	56.9	31.9	472.0
Process and Frac													
Pentanes Plus	0.0	0.0	0.0	0.0	0.0	0.0	0.0	0.0	0.0	0.0	0.0	0.0	0.0
Propane	0.0	0.0	0.0	0.0	0.0	0.0	0.0	0.0	0.0	0.0	0.0	0.0	0.0
Butanes	0.0	0.0	0.0	0.0	0.0	0.0	0.0	0.0	0.0	0.0	0.0	0.0	0.0
Ethane	0.0	0.0	0.0	0.0	0.0	0.0	0.0	0.0	0.0	0.0	0.0	0.0	0.0
NGL	0.0	0.0	0.0	0.0	0.0	0.0	0.0	0.0	0.0	0.0	0.0	0.0	0.0
Sulphur	0.0	0.0	0.0	0.0	0.0	0.0	0.0	0.0	0.0	0.0	0.0	0.0	0.0
Sulphur Closing Inv	0.0	0.0	0.0	0.0	0.0	0.0	0.0	0.0	0.0	0.0	0.0	0.0	0.0

Unit of Measurement: Gas and Gas equivalent products: 1000m3, Liquids: m3, Sulphur: MTS

VPR6200

Facility ID ABGP0001973

Facility Name DEVON MUSKWA (TEEPEE CK)

Facility Licence # 17150

Facility Operator OZ5F

Production Month	201701	201702	201703	201704	201705	201706	201707	201708	201709	201710	201711	201712	Totals
	SHUTIN	SHUTIN											
Receipts													
Receipts from Alberta Facilities	0.0	0.0	0.0	0.0	0.0	0.0	0.0	0.0	0.0	0.0	0.0	0.0	0.0
Receipts from Non-Alberta Facilities	0.0	0.0	0.0	0.0	0.0	0.0	0.0	0.0	0.0	0.0	0.0	0.0	0.0
Dispositions													
Disposition													
Battery	0.0	0.0	0.0	0.0	0.0	0.0	0.0	0.0	0.0	0.0	0.0	0.0	0.0
Gas Gathering System	0.0	0.0	0.0	0.0	0.0	0.0	0.0	0.0	0.0	0.0	0.0	0.0	0.0
Gas Plant	0.0	0.0	0.0	0.0	0.0	0.0	0.0	0.0	0.0	0.0	0.0	0.0	0.0
Injection Facility	0.0	0.0	0.0	0.0	0.0	0.0	0.0	0.0	0.0	0.0	0.0	0.0	0.0
Meter Station	0.0	0.0	0.0	0.0	0.0	0.0	0.0	0.0	0.0	0.0	0.0	0.0	0.0
Other	0.0	0.0	0.0	0.0	0.0	0.0	0.0	0.0	0.0	0.0	0.0	0.0	0.0
Alberta Commercial	0.0	0.0	0.0	0.0	0.0	0.0	0.0	0.0	0.0	0.0	0.0	0.0	0.0
Alberta Industrial	0.0	0.0	0.0	0.0	0.0	0.0	0.0	0.0	0.0	0.0	0.0	0.0	0.0
Alberta Residential	0.0	0.0	0.0	0.0	0.0	0.0	0.0	0.0	0.0	0.0	0.0	0.0	0.0
Alberta Elec.Generation	0.0	0.0	0.0	0.0	0.0	0.0	0.0	0.0	0.0	0.0	0.0	0.0	0.0
Shrinkage													
Acid Gas	0.0	0.0	0.0	0.0	0.0	0.0	0.0	0.0	0.0	0.0	0.0	0.0	0.0
Other products	0.0	0.0	0.0	0.0	0.0	0.0	0.0	0.0	0.0	0.0	0.0	0.0	0.0
Fuel	0.0	0.0	0.0	0.0	0.0	0.0	0.0	0.0	0.0	0.0	0.0	0.0	0.0
Flared	0.0	0.0	0.0	0.0	0.0	0.0	0.0	0.0	0.0	0.0	0.0	0.0	0.0
Vented	0.0	0.0	0.0	0.0	0.0	0.0	0.0	0.0	0.0	0.0	0.0	0.0	0.0
Diff and Other	0.0	0.0	0.0	0.0	0.0	0.0	0.0	0.0	0.0	0.0	0.0	0.0	0.0
Process and Frac													
Pentanes Plus	0.0	0.0	0.0	0.0	0.0	0.0	0.0	0.0	0.0	0.0	0.0	0.0	0.0
Propane	0.0	0.0	0.0	0.0	0.0	0.0	0.0	0.0	0.0	0.0	0.0	0.0	0.0
Butanes	0.0	0.0	0.0	0.0	0.0	0.0	0.0	0.0	0.0	0.0	0.0	0.0	0.0
Ethane	0.0	0.0	0.0	0.0	0.0	0.0	0.0	0.0	0.0	0.0	0.0	0.0	0.0
NGL	0.0	0.0	0.0	0.0	0.0	0.0	0.0	0.0	0.0	0.0	0.0	0.0	0.0
Sulphur	0.0	0.0	0.0	0.0	0.0	0.0	0.0	0.0	0.0	0.0	0.0	0.0	0.0
Sulphur Closing Inv	0.0	0.0	0.0	0.0	0.0	0.0	0.0	0.0	0.0	0.0	0.0	0.0	0.0

VPR6200

Facility ID ABGP0106663

Facility Name BIRCHCLIFF POUCE COUPE 3-22-78-12

Facility Licence # 40702

Facility Operator A12R BIR

Production Month	201701	201702	201703	201704	201705	201706	201707	201708	201709	201710	201711	201712	Totals
Receipts													
Receipts from Alberta Facilities	154,374.1	142,201.3	157,311.0	152,784.8	155,500.7	149,443.9	155,740.6	170,185.8	175,366.2	220,229.6	217,950.7	234,904.8	2,085,993.5
Receipts from Non-Alberta Facilities	0.0	0.0	0.0	0.0	0.0	0.0	0.0	0.0	0.0	0.0	0.0	0.0	0.0
Dispositions													
Disposition													
Battery	134.1	100.3	105.9	98.7	90.6	189.6	257.0	554.4	289.1	272.6	269.4	297.5	2,659.2
Gas Gathering System	453.5	442.9	479.0	488.2	497.8	340.9	331.4	392.4	399.2	394.3	402.0	413.5	5,035.1
Gas Plant	0.0	0.0	0.0	0.0	0.0	0.0	0.0	0.0	0.0	0.0	0.0	0.0	0.0
Injection Facility	590.5	526.4	586.8	596.6	618.4	620.5	657.9	652.6	664.8	799.6	779.2	878.7	7,972.0
Meter Station	148,036.8	136,366.3	150,074.7	146,190.1	148,580.0	142,755.2	148,453.9	161,989.9	167,440.3	212,084.7	209,523.8	225,424.4	1,996,920.1
Other	0.0	0.0	0.0	0.0	0.0	0.0	0.0	0.0	0.0	0.0	0.0	0.0	0.0
Alberta Commercial	0.0	0.0	0.0	0.0	0.0	0.0	0.0	0.0	0.0	0.0	0.0	0.0	0.0
Alberta Industrial	0.0	0.0	0.0	0.0	0.0	0.0	0.0	0.0	0.0	0.0	0.0	0.0	0.0
Alberta Residential	0.0	0.0	0.0	0.0	0.0	0.0	0.0	0.0	0.0	0.0	0.0	0.0	0.0
Alberta Elec.Generation	0.0	0.0	0.0	0.0	0.0	0.0	0.0	0.0	0.0	0.0	0.0	0.0	0.0
Shrinkage													
Acid Gas	0.0	0.0	0.0	0.0	0.0	0.0	0.0	0.0	0.0	0.0	0.0	0.0	0.0
Other products	1,007.7	938.8	1,208.3	1,180.4	1,019.1	1,261.7	1,295.8	1,565.3	1,515.7	1,556.2	1,880.8	2,315.4	16,745.2
Fuel	4,028.5	3,666.3	4,121.7	3,918.5	4,044.5	3,762.4	3,926.2	4,029.2	4,473.9	5,448.3	5,371.3	5,575.0	52,365.8
Flared	15.3	6.8	27.2	29.2	24.5	26.9	12.7	49.3	35.1	6.1	10.9	26.4	270.4
Vented	0.0	0.0	0.0	0.0	0.0	0.0	0.0	0.0	0.0	0.0	0.0	0.0	0.0
Diff and Other	107.7	153.5	707.4	283.1	625.8	486.7	805.7	952.7	548.1	-332.2	-286.7	-26.1	4,025.7
Process and Frac													
Pentanes Plus	4,876.0	4,542.3	5,846.7	5,711.7	4,931.1	6,104.9	6,269.8	7,573.7	7,333.9	7,529.9	9,100.4	11,203.2	81,023.6
Propane	0.0	0.0	0.0	0.0	0.0	0.0	0.0	0.0	0.0	0.0	0.0	0.0	0.0
Butanes	0.0	0.0	0.0	0.0	0.0	0.0	0.0	0.0	0.0	0.0	0.0	0.0	0.0
Ethane	0.0	0.0	0.0	0.0	0.0	0.0	0.0	0.0	0.0	0.0	0.0	0.0	0.0
NGL	0.0	0.0	0.0	0.0	0.0	0.0	0.0	0.0	0.0	0.0	0.0	0.0	0.0
Sulphur	0.0	0.0	0.0	0.0	0.0	0.0	0.0	0.0	0.0	0.0	0.0	0.0	0.0
Sulphur Closing Inv	0.0	0.0	0.0	0.0	0.0	0.0	0.0	0.0	0.0	0.0	0.0	0.0	0.0

Unit of Measurement: Gas and Gas equivalent products: 1000m3, Liquids: m3, Sulphur: MTS

VPR6200

Facility ID ABGP0107835

Facility Name AAV Glacier 05-02-076-12W6 GP

Facility Licence # 40420

Facility Operator OTD9 AVN

Production Month	201701	201702	201703	201704	201705	201706	201707	201708	201709	201710	201711	201712	Totals
Receipts													
Receipts from Alberta Facilities	211,637.5	182,672.7	209,973.5	201,989.2	201,510.9	195,627.1	199,267.4	182,592.3	210,502.2	214,610.4	206,784.3	219,893.0	2,437,060.5
Receipts from Non-Alberta Facilities	0.0	0.0	0.0	0.0	0.0	0.0	0.0	0.0	0.0	0.0	0.0	0.0	0.0
Dispositions													
Disposition													
Battery	541.9	634.2	702.3	514.8	484.3	435.9	385.3	380.5	355.4	348.1	553.5	596.0	5,932.2
Gas Gathering System	127.0	223.7	141.0	130.2	129.7	111.7	150.0	136.0	146.4	135.2	149.1	155.1	1,735.1
Gas Plant	0.0	0.0	0.0	0.0	0.0	0.0	0.0	0.0	0.0	0.0	0.0	0.0	0.0
Injection Facility	492.5	396.0	453.5	435.2	381.0	466.1	449.4	438.8	460.8	494.6	450.6	432.6	5,351.1
Meter Station	204,568.5	175,921.5	202,563.6	195,137.9	194,589.2	188,524.3	191,927.9	175,582.6	202,875.5	207,003.9	199,030.9	211,533.9	2,349,259.7
Other	0.0	0.0	0.0	0.0	0.0	0.0	0.0	0.0	0.0	0.0	0.0	0.0	0.0
Alberta Commercial	0.0	0.0	0.0	0.0	0.0	0.0	0.0	0.0	0.0	0.0	0.0	0.0	0.0
Alberta Industrial	0.0	0.0	0.0	0.0	0.0	0.0	0.0	0.0	0.0	0.0	0.0	0.0	0.0
Alberta Residential	210.7	176.6	20.7	0.0	0.0	0.0	0.0	23.6	69.1	67.3	155.1	65.7	788.8
Alberta Elec.Generation	0.0	0.0	0.0	0.0	0.0	0.0	0.0	0.0	0.0	0.0	0.0	0.0	0.0
Shrinkage													
Acid Gas	19.0	36.7	97.7	30.2	34.5	39.6	26.1	63.5	42.4	21.2	28.6	80.1	519.6
Other products	817.8	824.7	679.7	509.5	595.0	740.3	1,024.1	905.7	941.4	882.8	783.6	973.1	9,677.7
Fuel	4,574.6	4,128.7	5,140.6	4,957.0	5,018.6	5,110.9	5,100.3	4,901.9	5,435.4	5,338.0	5,259.1	5,754.9	60,720.0
Flared	714.7	505.8	306.4	335.7	299.7	225.9	237.4	189.8	208.0	349.2	400.5	332.2	4,105.3
Vented	0.0	0.0	0.0	0.0	0.0	0.0	0.0	0.0	0.0	0.0	0.0	0.0	0.0
Diff and Other	-429.2	-175.2	-132.0	-61.3	-21.1	-27.6	-33.1	-30.1	-32.2	-29.9	-26.7	-30.6	-1,029.0
Process and Frac													
Pentanes Plus	0.0	0.0	0.0	0.0	0.0	0.0	0.0	0.0	0.0	0.0	0.0	0.0	0.0
Propane	0.0	0.0	0.0	0.0	0.0	0.0	0.0	0.0	0.0	0.0	0.0	0.0	0.0
Butanes	0.0	0.0	0.0	0.0	0.0	0.0	0.0	0.0	0.0	0.0	0.0	0.0	0.0
Ethane	0.0	0.0	0.0	0.0	0.0	0.0	0.0	0.0	0.0	0.0	0.0	0.0	0.0
NGL	3,589.7	3,630.6	2,996.1	2,282.6	2,650.3	3,314.1	4,548.9	4,017.4	4,201.8	3,923.7	3,488.4	4,310.8	42,954.4
Sulphur	0.0	0.0	0.0	0.0	0.0	0.0	0.0	0.0	0.0	0.0	0.0	0.0	0.0
Sulphur Closing Inv	0.0	0.0	0.0	0.0	0.0	0.0	0.0	0.0	0.0	0.0	0.0	0.0	0.0

VPR6200

Facility ID ABGP0117576
Facility Licence # 16760

Facility Name POUCE COUPE
Facility Operator A0TK AOP

Production Month	201701	201702	201703	201704	201705	201706	201707	201708	201709	201710	201711	201712	Totals
Receipts													
Receipts from Alberta Facilities	11,221.6	9,105.1	9,457.8	9,510.6	11,268.7	8,749.4	6,677.9	6,211.7	7,846.9	7,265.0	6,897.9	7,094.5	101,307.1
Receipts from Non-Alberta Facilities	0.0	0.0	0.0	0.0	0.0	0.0	0.0	0.0	0.0	0.0	0.0	0.0	0.0
Dispositions													
Disposition													
Battery	0.0	0.0	0.0	0.0	0.0	0.0	0.0	0.0	0.0	0.0	0.0	0.0	0.0
Gas Gathering System	0.0	0.0	0.0	0.0	0.0	0.0	0.0	0.0	0.0	0.0	0.0	0.0	0.0
Gas Plant	0.0	0.0	0.0	0.0	0.0	0.0	0.0	0.0	0.0	0.0	0.0	0.0	0.0
Injection Facility	73.0	65.0	66.9	63.9	69.8	61.8	61.7	34.7	53.4	52.2	95.8	50.3	748.5
Meter Station	10,607.6	8,608.9	8,883.6	8,990.2	10,667.2	8,244.3	6,209.3	5,668.3	7,507.0	6,716.4	6,331.4	6,520.4	94,954.6
Other	0.0	0.0	0.0	0.0	0.0	0.0	0.0	0.0	0.0	0.0	0.0	0.0	0.0
Alberta Commercial	0.0	0.0	0.0	0.0	0.0	0.0	0.0	0.0	0.0	0.0	0.0	0.0	0.0
Alberta Industrial	0.0	0.0	0.0	0.0	0.0	0.0	0.0	0.0	0.0	0.0	0.0	0.0	0.0
Alberta Residential	0.0	0.0	0.0	0.0	0.0	0.0	0.0	0.0	0.0	0.0	0.0	0.0	0.0
Alberta Elec.Generation	0.0	0.0	0.0	0.0	0.0	0.0	0.0	0.0	0.0	0.0	0.0	0.0	0.0
Shrinkage													
Acid Gas	0.0	0.0	0.0	0.0	0.0	0.0	0.0	0.0	0.0	0.0	0.0	0.0	0.0
Other products	2.8	4.2	3.9	9.5	13.8	12.9	1.5	16.7	16.8	6.0	2.0	0.7	90.8
Fuel	397.3	365.4	406.8	345.4	353.6	302.7	262.5	253.5	295.7	328.7	368.6	372.9	4,053.1
Flared	7.0	4.4	12.9	13.6	10.4	10.8	14.6	7.0	5.3	2.4	4.0	9.2	101.6
Vented	0.0	0.0	0.0	0.0	0.0	0.0	0.0	0.0	0.0	0.0	0.0	0.0	0.0
Diff and Other	133.9	57.2	83.7	88.0	153.9	116.9	128.3	231.5	-31.3	159.3	96.1	141.0	1,358.5
Process and Frac													
Pentanes Plus	13.7	20.5	18.7	46.2	67.0	62.5	7.1	81.0	81.1	28.9	9.5	3.6	439.8
Propane	0.0	0.0	0.0	0.0	0.0	0.0	0.0	0.0	0.0	0.0	0.0	0.0	0.0
Butanes	0.0	0.0	0.0	0.0	0.0	0.0	0.0	0.0	0.0	0.0	0.0	0.0	0.0
Ethane	0.0	0.0	0.0	0.0	0.0	0.0	0.0	0.0	0.0	0.0	0.0	0.0	0.0
NGL	0.0	0.0	0.0	0.0	0.0	0.0	0.0	0.0	0.0	0.0	0.0	0.0	0.0
Sulphur	0.0	0.0	0.0	0.0	0.0	0.0	0.0	0.0	0.0	0.0	0.0	0.0	0.0
Sulphur Closing Inv	0.0	0.0	0.0	0.0	0.0	0.0	0.0	0.0	0.0	0.0	0.0	0.0	0.0

Unit of Measurement: Gas and Gas equivalent products: 1000m3, Liquids: m3, Sulphur: MTS

VPR6200

Facility ID ABGP0123090

Facility Licence # 43105

Facility Name GORDONDALE GAS PLANT

Facility Operator A0TK AOP

Production Month	201701	201702	201703	201704	201705	201706	201707	201708	201709	201710	201711	201712	Totals	
Receipts														
Receipts from Alberta Facilities	69,029.7	68,434.4	77,069.0	74,894.7	81,445.8	87,507.0	95,506.7	41,717.2	90,372.3	91,830.9	90,529.5	95,921.6	964,258.8	
Receipts from Non-Alberta Facilities	0.0	0.0	0.0	0.0	0.0	0.0	0.0	0.0	0.0	0.0	0.0	0.0	0.0	
Dispositions														
Disposition	Battery	1,424.9	1,543.9	1,277.2	2,184.0	2,210.4	2,318.2	3,175.9	1,750.3	2,805.4	3,820.4	4,472.9	5,079.2	32,062.7
	Gas Gathering System	4,836.0	4,208.6	4,492.6	4,160.9	4,939.7	4,043.3	4,565.9	2,039.3	3,094.9	3,290.9	3,311.7	3,464.8	46,448.6
	Gas Plant	0.0	0.0	0.0	0.0	0.0	0.0	0.0	0.0	0.0	0.0	0.0	0.0	0.0
	Injection Facility	0.0	0.0	0.0	0.0	0.0	0.0	0.0	0.0	0.0	0.0	0.0	0.0	0.0
	Meter Station	52,751.5	53,179.2	60,934.7	59,357.7	64,061.0	71,211.0	77,373.0	34,330.9	71,754.7	71,053.6	69,726.4	74,685.4	760,419.1
	Other	0.0	0.0	0.0	0.0	0.0	0.0	0.0	0.0	0.0	0.0	0.0	0.0	0.0
	Alberta Commercial	0.0	0.0	0.0	0.0	0.0	0.0	0.0	0.0	0.0	0.0	0.0	0.0	0.0
	Alberta Industrial	0.0	0.0	0.0	0.0	0.0	0.0	0.0	0.0	0.0	0.0	0.0	0.0	0.0
	Alberta Residential	0.0	0.0	0.0	0.0	0.0	0.0	0.0	0.0	0.0	0.0	0.0	0.0	0.0
	Alberta Elec.Generation	51.2	25.3	44.9	27.6	36.4	43.8	91.0	16.6	4.2	20.9	31.6	16.1	409.6
Shrinkage	Acid Gas	0.0	0.0	0.0	0.0	0.0	0.0	0.0	0.0	0.0	0.0	0.0	0.0	0.0
	Other products	7,573.5	6,998.9	7,758.6	7,530.4	7,940.7	8,143.9	8,697.8	3,297.0	9,219.5	10,234.3	10,105.6	10,490.9	97,991.1
Fuel		3,162.6	3,045.2	3,550.6	3,160.0	3,449.9	3,449.9	3,449.9	1,690.6	3,565.7	3,666.2	3,687.3	4,489.2	40,367.1
Flared		82.0	82.0	88.1	39.6	40.1	46.8	57.7	106.0	35.8	9.1	14.0	31.3	632.5
Vented		0.0	0.0	0.0	0.0	0.0	0.0	0.0	0.0	0.0	0.0	0.0	0.0	0.0
Diff and Other		-852.0	-648.7	-1,077.7	-1,565.5	-1,232.4	-1,749.9	-1,904.5	-1,513.5	-107.9	-264.5	-820.0	-2,335.3	-14,071.9
Process and Frac														
	Pentanes Plus	1,058.9	869.3	855.7	809.9	733.5	496.1	636.0	230.4	631.9	759.4	859.3	966.5	8,906.9
	Propane	0.0	0.0	0.0	0.0	0.0	0.0	0.0	0.0	0.0	0.0	0.0	0.0	0.0
	Butanes	0.0	0.0	0.0	0.0	0.0	0.0	0.0	0.0	0.0	0.0	0.0	0.0	0.0
	Ethane	0.0	0.0	0.0	0.0	0.0	0.0	0.0	0.0	0.0	0.0	0.0	0.0	0.0
	NGL	28,148.2	26,184.7	29,126.8	28,331.1	29,980.8	30,967.1	32,902.3	12,582.0	35,038.7	38,546.6	37,826.1	39,269.5	368,903.9
	Sulphur	0.0	0.0	0.0	0.0	0.0	0.0	0.0	0.0	0.0	0.0	0.0	0.0	0.0
	Sulphur Closing Inv	0.0	0.0	0.0	0.0	0.0	0.0	0.0	0.0	0.0	0.0	0.0	0.0	0.0

Unit of Measurement: Gas and Gas equivalent products: 1000m3, Liquids: m3, Sulphur: MTS

VPR6200

Facility ID ABGP0134386

Facility Name STEEN RIVER 9-17 ACID GAS INJ PLANT

Facility Licence # 18650

Facility Operator A524 STRATEGIC

Production Month	201701	201702	201703	201704	201705	201706	201707	201708	201709	201710	201711	201712	Totals
Receipts													
Receipts from Alberta Facilities	3,200.2	5,608.3	5,459.2	4,960.4	5,251.0	5,075.3	4,822.6	4,543.5	3,318.3	5,154.4	4,638.5	4,537.2	56,568.9
Receipts from Non-Alberta Facilities	0.0	0.0	0.0	0.0	0.0	0.0	0.0	0.0	0.0	0.0	0.0	0.0	0.0
Dispositions													
Disposition Battery	799.0	827.4	817.3	719.0	704.3	671.9	761.5	728.3	250.6	797.6	869.6	934.8	8,881.3
Gas Gathering System	0.0	0.0	0.0	0.0	0.0	0.0	0.0	0.0	0.0	0.0	0.0	0.0	0.0
Gas Plant	0.0	0.0	0.0	0.0	0.0	0.0	0.0	0.0	0.0	0.0	0.0	0.0	0.0
Injection Facility	188.2	286.0	341.1	294.6	313.8	303.1	300.5	292.4	187.8	326.8	305.4	308.8	3,448.5
Meter Station	1,820.9	4,096.2	3,858.8	3,547.6	3,825.1	3,658.3	3,301.4	3,056.1	2,360.1	3,577.6	3,008.5	2,858.5	38,969.1
Other	0.0	0.0	0.0	0.0	0.0	0.0	0.0	0.0	0.0	0.0	0.0	0.0	0.0
Alberta Commercial	0.0	0.0	0.0	0.0	0.0	0.0	0.0	0.0	0.0	0.0	0.0	0.0	0.0
Alberta Industrial	0.0	0.0	0.0	0.0	0.0	0.0	0.0	0.0	0.0	0.0	0.0	0.0	0.0
Alberta Residential	0.0	0.0	0.0	0.0	0.0	0.0	0.0	0.0	0.0	0.0	0.0	0.0	0.0
Alberta Elec.Generation	0.0	0.0	0.0	0.0	0.0	0.0	0.0	0.0	0.0	0.0	0.0	0.0	0.0
Shrinkage Acid Gas	0.0	0.0	0.0	0.0	0.0	0.0	0.0	0.0	0.0	0.0	0.0	0.0	0.0
Other products	27.1	32.4	33.1	30.9	36.6	41.9	40.4	43.8	29.9	49.6	57.6	53.6	476.9
Fuel	378.1	349.9	390.8	363.5	361.5	340.3	342.7	360.8	117.1	366.2	389.0	412.6	4,172.5
Flared	3.5	4.5	2.9	12.3	17.5	17.4	6.7	9.0	6.8	0.0	0.0	11.6	92.2
Vented	0.0	0.0	0.0	0.0	0.0	0.0	0.0	0.0	0.0	0.0	0.0	0.0	0.0
Diff and Other	-16.6	11.9	15.2	-7.5	-7.8	42.4	69.4	53.1	366.0	36.6	8.4	-42.7	528.4
Process and Frac													
Pentanes Plus	131.3	156.9	160.1	149.6	177.0	202.8	195.5	211.8	144.6	240.0	278.9	259.5	2,308.0
Propane	0.0	0.0	0.0	0.0	0.0	0.0	0.0	0.0	0.0	0.0	0.0	0.0	0.0
Butanes	0.0	0.0	0.0	0.0	0.0	0.0	0.0	0.0	0.0	0.0	0.0	0.0	0.0
Ethane	0.0	0.0	0.0	0.0	0.0	0.0	0.0	0.0	0.0	0.0	0.0	0.0	0.0
NGL	0.0	0.0	0.0	0.0	0.0	0.0	0.0	0.0	0.0	0.0	0.0	0.0	0.0
Sulphur	0.0	0.0	0.0	0.0	0.0	0.0	0.0	0.0	0.0	0.0	0.0	0.0	0.0
Sulphur Closing Inv	0.0	0.0	0.0	0.0	0.0	0.0	0.0	0.0	0.0	0.0	0.0	0.0	0.0

Unit of Measurement: Gas and Gas equivalent products: 1000m3, Liquids: m3, Sulphur: MTS

VPR6200
Facility ID ABGP0134834

Facility Name BISTCHO LAKE 6-32 ACID GAS INJECTION

Facility Licence # 18660

Facility Operator A524 STRATEGIC

Production Month	201701	201702	201703	201704	201705	201706	201707	201708	201709	201710	201711	201712	Totals
Receipts													
Receipts from Alberta Facilities	16.6	0.0	3.2	0.0	0.0	0.0	0.0	0.0	0.0	0.7	0.0	0.0	20.5
Receipts from Non-Alberta Facilities	0.0	0.0	0.0	0.0	0.0	0.0	0.0	0.0	0.0	0.0	0.0	0.0	0.0
Dispositions													
Disposition													
Battery	0.0	0.0	0.0	0.0	0.0	0.0	0.0	0.0	0.0	0.0	0.0	0.0	0.0
Gas Gathering System	0.0	0.0	0.0	0.0	0.0	0.0	0.0	0.0	0.0	0.0	0.0	0.0	0.0
Gas Plant	0.0	0.0	0.0	0.0	0.0	0.0	0.0	0.0	0.0	0.0	0.0	0.0	0.0
Injection Facility	0.0	0.0	0.0	0.0	0.0	0.0	0.0	0.0	0.0	0.0	0.0	0.0	0.0
Meter Station	0.0	0.0	0.0	0.0	0.0	0.0	0.0	0.0	0.0	0.0	0.0	0.0	0.0
Other	0.0	0.0	0.0	0.0	0.0	0.0	0.0	0.0	0.0	0.0	0.0	0.0	0.0
Alberta Commercial	0.0	0.0	0.0	0.0	0.0	0.0	0.0	0.0	0.0	0.0	0.0	0.0	0.0
Alberta Industrial	0.0	0.0	0.0	0.0	0.0	0.0	0.0	0.0	0.0	0.0	0.0	0.0	0.0
Alberta Residential	0.0	0.0	0.0	0.0	0.0	0.0	0.0	0.0	0.0	0.0	0.0	0.0	0.0
Alberta Elec.Generation	0.0	0.0	0.0	0.0	0.0	0.0	0.0	0.0	0.0	0.0	0.0	0.0	0.0
Shrinkage													
Acid Gas	0.0	0.0	0.0	0.0	0.0	0.0	0.0	0.0	0.0	0.0	0.0	0.0	0.0
Other products	0.0	0.0	0.0	0.0	0.0	0.0	0.0	0.0	0.0	0.0	0.0	0.0	0.0
Fuel	16.6	0.0	0.0	0.0	0.0	0.0	0.0	0.0	0.0	0.7	0.0	0.0	17.3
Flared	0.0	0.0	0.9	0.0	0.0	0.0	0.0	0.0	0.0	0.0	0.0	0.0	0.9
Vented	0.0	0.0	2.3	0.0	0.0	0.0	0.0	0.0	0.0	0.0	0.0	0.0	2.3
Diff and Other	0.0	0.0	0.0	0.0	0.0	0.0	0.0	0.0	0.0	0.0	0.0	0.0	0.0
Process and Frac													
Pentanes Plus	0.0	0.0	0.0	0.0	0.0	0.0	0.0	0.0	0.0	0.0	0.0	0.0	0.0
Propane	0.0	0.0	0.0	0.0	0.0	0.0	0.0	0.0	0.0	0.0	0.0	0.0	0.0
Butanes	0.0	0.0	0.0	0.0	0.0	0.0	0.0	0.0	0.0	0.0	0.0	0.0	0.0
Ethane	0.0	0.0	0.0	0.0	0.0	0.0	0.0	0.0	0.0	0.0	0.0	0.0	0.0
NGL	0.0	0.0	0.0	0.0	0.0	0.0	0.0	0.0	0.0	0.0	0.0	0.0	0.0
Sulphur	0.0	0.0	0.0	0.0	0.0	0.0	0.0	0.0	0.0	0.0	0.0	0.0	0.0
Sulphur Closing Inv	0.0	0.0	0.0	0.0	0.0	0.0	0.0	0.0	0.0	0.0	0.0	0.0	0.0

Unit of Measurement: Gas and Gas equivalent products: 1000m3, Liquids: m3, Sulphur: MTS

VPR6200

Facility ID ABGP0135009

Facility Name 06-01-077-21W5 Donnelly

Facility Licence # 15991

Facility Operator A517 LONG RUN

Production Month	201701	201702	201703	201704	201705	201706	201707	201708	201709	201710	201711	201712	Totals
Receipts													
Receipts from Alberta Facilities	11,259.2	10,502.9	13,219.0	12,702.9	12,592.4	11,871.0	7,912.5	11,255.3	10,740.6	10,862.8	10,318.9	9,980.1	133,217.6
Receipts from Non-Alberta Facilities	0.0	0.0	0.0	0.0	0.0	0.0	0.0	0.0	0.0	0.0	0.0	0.0	0.0
Dispositions													
Disposition													
Battery	0.0	0.0	0.0	0.0	0.0	0.0	0.0	0.0	0.0	0.0	0.0	0.0	0.0
Gas Gathering System	0.0	0.0	0.0	0.0	0.0	0.0	0.0	0.0	0.0	0.0	0.0	0.0	0.0
Gas Plant	0.0	0.0	0.0	0.0	0.0	0.0	0.0	0.0	0.0	0.0	0.0	0.0	0.0
Injection Facility	161.5	134.0	160.1	144.5	149.7	152.0	113.9	175.6	153.7	148.1	142.0	143.0	1,778.1
Meter Station	10,735.6	10,014.8	12,684.6	12,162.9	11,970.1	11,210.1	7,457.8	10,715.0	10,204.3	10,280.5	9,892.3	9,662.3	126,990.3
Other	0.0	0.0	0.0	0.0	0.0	0.0	0.0	0.0	0.0	0.0	0.0	0.0	0.0
Alberta Commercial	0.0	0.0	0.0	0.0	0.0	0.0	0.0	0.0	0.0	0.0	0.0	0.0	0.0
Alberta Industrial	0.0	0.0	0.0	0.0	0.0	0.0	0.0	0.0	0.0	0.0	0.0	0.0	0.0
Alberta Residential	0.0	0.0	0.0	0.0	0.0	0.0	0.0	0.0	0.0	0.0	0.0	0.0	0.0
Alberta Elec.Generation	0.0	0.0	0.0	0.0	0.0	0.0	0.0	0.0	0.0	0.0	0.0	0.0	0.0
Shrinkage													
Acid Gas	0.0	2.8	0.0	0.5	2.6	1.8	3.1	2.7	1.1	0.6	0.5	0.2	15.9
Other products	159.7	143.8	176.3	168.4	163.3	168.5	117.0	180.9	164.0	161.4	156.3	144.1	1,903.7
Fuel	63.3	81.3	64.2	52.8	56.5	54.1	46.8	62.7	49.4	54.4	57.0	72.9	715.4
Flared	25.6	22.2	19.3	7.2	5.2	5.2	24.1	15.7	18.5	22.8	18.8	10.0	194.6
Vented	0.2	0.4	0.3	0.4	0.9	0.3	0.6	0.3	0.1	0.8	0.7	0.5	5.5
Diff and Other	113.3	103.6	114.2	166.2	244.1	279.0	149.2	102.4	149.5	194.2	51.3	-52.9	1,614.1
Process and Frac													
Pentanes Plus	0.0	0.0	0.0	0.0	0.0	0.0	0.0	0.0	0.0	0.0	0.0	0.0	0.0
Propane	0.0	0.0	0.0	0.0	0.0	0.0	0.0	0.0	0.0	0.0	0.0	0.0	0.0
Butanes	0.0	0.0	0.0	0.0	0.0	0.0	0.0	0.0	0.0	0.0	0.0	0.0	0.0
Ethane	0.0	0.0	0.0	0.0	0.0	0.0	0.0	0.0	0.0	0.0	0.0	0.0	0.0
NGL	709.9	640.6	777.7	740.3	727.3	753.9	524.1	805.2	730.9	717.8	697.1	643.4	8,468.2
Sulphur	0.0	0.0	0.0	0.0	0.0	0.0	0.0	0.0	0.0	0.0	0.0	0.0	0.0
Sulphur Closing Inv	0.0	0.0	0.0	0.0	0.0	0.0	0.0	0.0	0.0	0.0	0.0	0.0	0.0

Unit of Measurement: Gas and Gas equivalent products: 1000m3, Liquids: m3, Sulphur: MTS

VPR6200

Facility ID ABGP0001002

Facility Name KEYERA NEVIS GAS PLANT 16-33-38-22W4

Facility Licence # 6601

Facility Operator AOC0 KEYERA

Production Month	201701	201702	201703	201704	201705	201706	201707	201708	201709	201710	201711	201712	Totals
Receipts													
Receipts from Alberta Facilities	20,496.3	18,714.8	20,465.5	19,801.8	20,790.0	20,318.1	20,470.6	20,125.6	19,074.1	16,909.2	18,613.5	18,088.1	233,867.6
Receipts from Non-Alberta Facilities	0.0	0.0	0.0	0.0	0.0	0.0	0.0	0.0	0.0	0.0	0.0	0.0	0.0
Dispositions													
Disposition													
Battery	0.0	0.0	0.0	0.0	0.0	0.0	0.0	0.0	0.0	0.0	0.0	0.0	0.0
Gas Gathering System	0.0	0.0	0.0	0.0	0.0	0.0	0.0	0.0	0.0	0.0	0.0	0.0	0.0
Gas Plant	0.0	0.0	0.0	0.0	0.0	0.0	0.0	0.0	0.0	0.0	0.0	0.0	0.0
Injection Facility	0.0	0.0	0.0	0.0	0.0	0.0	0.0	0.0	0.0	0.0	0.0	0.0	0.0
Meter Station	16,090.8	14,730.6	16,109.7	15,570.3	16,426.1	15,820.6	16,011.5	15,901.4	14,983.5	12,558.9	14,393.4	13,640.2	182,237.0
Other	0.0	0.0	0.0	0.0	0.0	0.0	0.0	0.0	0.0	0.0	0.0	0.0	0.0
Alberta Commercial	0.0	0.0	0.0	0.0	0.0	0.0	0.0	0.0	0.0	0.0	0.0	0.0	0.0
Alberta Industrial	0.0	0.0	0.0	0.0	0.0	0.0	0.0	0.0	0.0	0.0	0.0	0.0	0.0
Alberta Residential	0.0	0.0	0.0	0.0	0.0	0.0	0.0	0.0	0.0	0.0	0.0	0.0	0.0
Alberta Elec.Generation	0.0	0.0	0.0	0.0	0.0	0.0	0.0	0.0	0.0	0.0	0.0	0.0	0.0
Shrinkage													
Acid Gas	439.7	398.1	424.8	424.7	435.4	471.7	427.9	451.8	359.1	456.8	346.1	294.4	4,930.5
Other products	950.6	806.1	914.0	892.2	1,002.7	1,039.1	997.6	969.5	777.5	815.8	732.0	706.9	10,604.0
Fuel	3,315.2	2,945.1	3,220.8	3,110.8	3,079.0	3,096.1	3,175.0	3,152.5	3,223.3	3,276.9	3,275.5	3,398.6	38,268.8
Flared	32.8	35.2	5.7	12.5	19.5	34.1	60.2	39.0	48.5	44.4	82.1	64.0	478.0
Vented	0.0	0.0	0.0	0.0	0.0	0.0	0.0	0.0	0.0	0.0	0.0	0.0	0.0
Diff and Other	-332.8	-200.3	-209.5	-208.7	-172.7	-143.5	-201.6	-388.6	-317.8	-243.6	-215.6	-16.0	-2,650.7
Process and Frac													
Pentanes Plus	3,072.9	2,763.7	2,687.7	2,339.7	2,976.8	3,113.5	2,683.2	3,170.7	2,511.0	2,456.0	2,339.1	2,201.6	32,315.9
Propane	3,919.3	3,408.0	3,746.1	2,946.7	3,362.0	4,704.4	2,963.6	3,511.0	5,949.7	2,703.5	4,779.1	6,944.3	48,937.7
Butanes	3,795.6	3,404.3	3,645.6	3,209.4	3,363.1	4,207.6	3,090.4	3,821.8	4,081.8	3,081.5	3,708.1	4,303.4	43,712.6
Ethane	0.0	0.0	0.0	0.0	0.0	0.0	0.0	0.0	0.0	0.0	0.0	0.0	0.0
NGL	0.0	0.0	0.0	0.0	0.0	0.0	0.0	0.0	0.0	0.0	0.0	0.0	0.0
Sulphur	419.5	349.5	377.2	374.1	389.1	442.0	406.4	421.2	332.5	392.0	267.0	242.1	4,412.6
Sulphur Closing Inv	600.1	664.0	634.8	642.0	632.3	629.2	667.5	641.5	606.2	632.3	656.1	531.2	

Unit of Measurement: Gas and Gas equivalent products: 1000m3, Liquids: m3, Sulphur: MTS

VPR6200

Facility ID ABGP0001004

Facility Name KEYERA HOMEGLLEN-RIMBEY 2-05-44-01W5

Facility Licence # 9527

Facility Operator AOC0 KEYERA

Production Month	201701	201702	201703	201704	201705	201706	201707	201708	201709	201710	201711	201712	Totals
Receipts													
Receipts from Alberta Facilities	243,013.2	220,973.7	243,621.0	236,897.8	244,986.4	239,030.5	244,074.3	242,051.7	228,359.4	235,186.6	222,475.4	228,073.9	2,828,743.9
Receipts from Non-Alberta Facilities	0.0	0.0	0.0	0.0	0.0	0.0	0.0	0.0	0.0	0.0	0.0	0.0	0.0
Dispositions													
Disposition													
Battery	90.7	90.6	102.3	67.3	65.7	64.2	66.2	67.1	63.6	71.3	68.2	76.2	893.4
Gas Gathering System	463.5	443.5	493.8	430.3	452.4	409.5	972.2	942.9	744.9	631.4	918.0	953.4	7,855.8
Gas Plant	0.0	0.0	0.0	0.0	0.0	0.0	0.0	0.0	0.0	0.0	0.0	0.0	0.0
Injection Facility	0.0	0.0	0.0	0.0	0.0	0.0	0.0	0.0	0.0	0.0	0.0	0.0	0.0
Meter Station	191,053.2	173,618.5	192,309.2	188,166.9	197,025.0	192,445.3	196,155.3	194,985.8	183,804.0	185,273.1	175,084.1	182,280.2	2,252,200.6
Other	0.0	0.0	0.0	0.0	0.0	0.0	0.0	0.0	0.0	0.0	0.0	0.0	0.0
Alberta Commercial	0.0	0.0	0.0	0.0	0.0	0.0	0.0	0.0	0.0	0.0	0.0	0.0	0.0
Alberta Industrial	0.0	0.0	0.0	0.0	0.0	0.0	0.0	0.0	0.0	0.0	0.0	0.0	0.0
Alberta Residential	0.0	0.0	0.0	0.0	0.0	0.0	0.0	0.0	0.0	0.0	0.0	0.0	0.0
Alberta Elec.Generation	0.0	0.0	0.0	0.0	0.0	0.0	0.0	0.0	0.0	0.0	0.0	0.0	0.0
Shrinkage													
Acid Gas	4,228.7	3,823.6	3,973.9	3,981.5	3,883.0	3,415.1	3,940.7	4,076.7	3,755.3	3,745.2	3,968.1	3,890.8	46,682.6
Other products	37,871.9	34,741.6	37,838.5	35,073.8	35,576.6	35,375.7	33,976.8	34,022.9	32,404.4	36,370.3	34,088.3	32,353.5	419,694.3
Fuel	13,388.8	12,305.3	12,893.2	12,031.9	12,156.9	11,493.2	12,162.2	11,354.2	10,645.0	11,627.0	11,353.2	11,729.6	143,140.5
Flared	181.5	210.2	176.1	288.2	173.7	175.5	179.5	226.5	221.0	321.1	281.1	340.4	2,774.8
Vented	0.0	0.0	0.0	0.0	0.0	0.0	0.0	0.0	0.0	0.0	0.0	0.0	0.0
Diff and Other	-4,265.1	-4,259.6	-4,166.0	-3,142.1	-4,346.9	-4,348.0	-3,378.6	-3,624.4	-3,278.8	-2,852.8	-3,285.6	-3,550.2	-44,498.1
Process and Frac													
Pentanes Plus	26,675.8	24,792.7	26,984.4	25,843.6	26,576.3	25,977.5	26,945.4	26,761.2	25,618.7	25,910.5	24,190.9	24,884.3	311,161.3
Propane	55,631.6	50,682.9	58,327.9	51,295.0	53,104.2	55,543.4	54,968.7	53,367.2	51,234.5	53,456.7	49,768.1	52,674.6	640,054.8
Butanes	32,583.7	29,531.3	34,025.2	30,441.4	32,101.0	31,422.3	31,662.8	31,022.4	29,244.0	31,692.6	29,327.4	30,032.0	373,086.1
Ethane	65,500.5	60,855.9	66,117.5	62,327.1	57,644.5	56,985.1	51,447.5	54,107.6	52,250.6	63,444.1	58,792.0	49,850.8	699,323.2
NGL	0.0	0.0	0.0	0.0	0.0	0.0	0.0	0.0	0.0	0.0	0.0	0.0	0.0
Sulphur	356.9	312.3	359.3	364.7	396.0	366.1	375.7	381.4	365.2	403.2	366.5	357.1	4,404.4
Sulphur Closing Inv	189.0	210.8	210.6	213.2	143.0	182.5	138.5	184.2	215.5	215.2	204.4	189.4	

VPR6200

 Facility ID **ABGP0001021**

 Facility Name **GARRINGTON OLDS**

Facility Licence # 4390

 Facility Operator **OTM9 NAL**

Production Month	201701	201702	201703	201704	201705	201706	201707	201708	201709	201710	201711	201712	Totals
Receipts													
Receipts from Alberta Facilities	41,356.9	36,783.4	40,988.5	39,393.3	38,609.2	38,912.5	39,273.9	39,542.5	37,045.8	38,254.4	37,037.9	38,844.7	466,043.0
Receipts from Non-Alberta Facilities	0.0	0.0	0.0	0.0	0.0	0.0	0.0	0.0	0.0	0.0	0.0	0.0	0.0
Dispositions													
Disposition													
Battery	1,202.4	803.1	1,273.7	1,076.3	1,021.2	932.3	915.2	910.9	890.3	979.6	1,050.5	1,095.7	12,151.2
Gas Gathering System	525.1	477.5	521.8	497.5	521.7	492.5	508.3	517.5	487.0	499.9	498.0	514.4	6,061.2
Gas Plant	0.0	0.0	0.0	0.0	0.0	0.0	0.0	0.0	0.0	0.0	0.0	0.0	0.0
Injection Facility	0.0	0.0	0.0	0.0	0.0	0.0	0.0	0.0	0.0	0.0	0.0	0.0	0.0
Meter Station	30,928.8	27,552.3	30,557.1	29,511.5	28,613.5	29,038.3	29,191.2	29,510.8	27,601.2	28,188.7	27,249.4	28,844.9	346,787.7
Other	0.0	0.0	0.0	0.0	0.0	0.0	0.0	0.0	0.0	0.0	0.0	0.0	0.0
Alberta Commercial	0.0	0.0	0.0	0.0	0.0	0.0	0.0	0.0	0.0	0.0	0.0	0.0	0.0
Alberta Industrial	0.0	0.0	0.0	0.0	0.0	0.0	0.0	0.0	0.0	0.0	0.0	0.0	0.0
Alberta Residential	0.0	0.0	0.0	0.0	0.0	0.0	0.0	0.0	0.0	0.0	0.0	0.0	0.0
Alberta Elec.Generation	0.0	0.0	0.0	0.0	0.0	0.0	0.0	0.0	0.0	0.0	0.0	0.0	0.0
Shrinkage													
Acid Gas	5,468.5	4,676.2	5,221.0	4,977.2	5,001.8	4,888.1	4,937.2	4,867.5	4,649.9	4,860.5	4,529.8	4,793.7	58,871.4
Other products	2,021.3	1,801.9	1,928.1	1,913.6	1,885.6	1,892.9	1,892.5	2,061.3	1,989.4	2,022.9	1,933.5	1,945.6	23,288.6
Fuel	2,430.4	2,180.4	2,314.4	2,217.3	2,251.6	2,196.3	2,247.8	2,144.8	2,035.4	2,194.7	2,236.9	2,251.5	26,701.5
Flared	12.3	5.5	7.5	4.1	21.0	3.0	7.9	3.8	3.8	3.1	28.9	15.3	116.2
Vented	0.0	0.0	0.0	0.0	0.0	0.0	0.0	0.0	0.0	0.0	0.0	0.0	0.0
Diff and Other	-1,231.9	-713.5	-835.1	-804.2	-707.2	-530.9	-426.2	-474.1	-611.2	-495.0	-489.1	-616.4	-7,934.8
Process and Frac													
Pentanes Plus	3,481.7	3,089.9	3,450.5	3,565.3	3,551.7	3,311.0	3,464.6	3,521.3	3,361.0	3,437.5	3,364.5	3,415.8	41,014.8
Propane	3,369.7	2,967.0	3,155.9	3,463.1	3,302.5	3,290.6	3,214.3	3,547.5	3,688.9	3,894.2	3,836.2	3,871.8	41,601.7
Butanes	2,559.0	2,301.5	2,459.6	2,590.2	2,450.9	2,790.7	2,787.4	2,809.7	2,747.0	2,769.8	2,660.7	2,727.7	31,654.2
Ethane	0.0	0.0	0.0	0.0	0.0	0.0	0.0	0.0	0.0	0.0	0.0	0.0	0.0
NGL	0.0	0.0	0.0	0.0	0.0	0.0	0.0	0.0	0.0	0.0	0.0	0.0	0.0
Sulphur	4,727.0	4,141.0	4,674.6	4,424.8	4,535.7	4,365.8	4,460.8	4,361.9	4,182.6	4,289.0	4,060.6	7,160.6	55,384.4
Sulphur Closing Inv	713.9	899.5	904.6	902.1	836.4	709.1	820.3	744.3	819.2	930.0	894.4	953.3	

Unit of Measurement: Gas and Gas equivalent products: 1000m3, Liquids: m3, Sulphur: MTS

VPR6200

Facility ID ABGP0001028
 Facility Licence # 13234

Facility Name IMPERIAL REDWATER
 Facility Operator OG30 ARC

Production Month	201701	201702	201703	201704	201705	201706	201707	201708	201709	201710	201711	201712	Totals
Receipts													
Receipts from Alberta Facilities	2,538.6	2,147.9	2,635.6	2,702.4	2,971.1	2,792.0	2,801.2	2,921.3	2,897.9	2,657.4	2,639.0	2,668.5	32,372.9
Receipts from Non-Alberta Facilities	0.0	0.0	0.0	0.0	0.0	0.0	0.0	0.0	0.0	0.0	0.0	0.0	0.0
Dispositions													
Disposition													
Battery	200.8	159.2	193.4	227.5	226.0	192.8	102.0	128.7	166.8	189.9	243.6	313.8	2,344.5
Gas Gathering System	0.0	0.0	0.0	0.0	0.0	0.0	0.0	0.0	0.0	0.0	0.0	0.0	0.0
Gas Plant	0.0	0.0	0.0	0.0	0.0	0.0	0.0	0.0	0.0	0.0	0.0	0.0	0.0
Injection Facility	0.0	0.0	0.0	0.0	0.0	0.0	0.0	0.0	0.0	0.0	0.0	0.0	0.0
Meter Station	1,378.8	1,247.6	1,664.6	1,679.8	1,923.7	1,778.0	1,832.4	1,836.9	1,724.1	1,581.6	1,524.4	1,457.5	19,629.4
Other	0.0	0.0	0.0	0.0	0.0	0.0	0.0	0.0	0.0	0.0	0.0	0.0	0.0
Alberta Commercial	0.0	0.0	0.0	0.0	0.0	0.0	0.0	0.0	0.0	0.0	0.0	0.0	0.0
Alberta Industrial	0.0	0.0	0.0	0.0	0.0	0.0	0.0	0.0	0.0	0.0	0.0	0.0	0.0
Alberta Residential	0.0	0.0	0.0	0.0	0.0	0.0	0.0	0.0	0.0	0.0	0.0	0.0	0.0
Alberta Elec.Generation	0.0	0.0	0.0	0.0	0.0	0.0	0.0	0.0	0.0	0.0	0.0	0.0	0.0
Shrinkage													
Acid Gas	0.0	12.4	97.8	97.6	120.2	111.6	117.1	118.2	112.8	112.8	113.1	116.7	1,130.3
Other products	243.0	122.3	156.3	143.1	169.8	156.5	160.3	165.4	157.9	142.1	154.0	162.7	1,933.4
Fuel	638.8	515.6	438.1	491.1	508.2	479.9	392.5	421.9	449.5	491.7	551.9	632.5	6,011.7
Flared	119.3	189.3	0.7	35.8	11.5	3.6	0.0	0.0	0.0	0.0	0.0	0.0	360.2
Vented	0.0	0.0	0.0	0.0	0.0	0.0	0.0	0.0	0.0	0.0	0.0	0.0	0.0
Diff and Other	-42.1	-98.5	84.7	27.5	11.7	69.6	196.9	250.2	286.8	139.3	52.0	-14.7	963.4
Process and Frac													
Pentanes Plus	0.0	0.0	0.0	0.0	0.0	0.0	0.0	0.0	0.0	0.0	0.0	0.0	0.0
Propane	0.0	0.0	0.0	0.0	0.0	0.0	0.0	0.0	0.0	0.0	0.0	0.0	0.0
Butanes	0.0	0.0	0.0	0.0	0.0	0.0	0.0	0.0	0.0	0.0	0.0	0.0	0.0
Ethane	0.0	0.0	0.0	0.0	0.0	0.0	0.0	0.0	0.0	0.0	0.0	0.0	0.0
NGL	986.9	493.0	627.4	576.9	681.6	630.3	649.9	669.2	644.2	584.3	625.8	662.1	7,831.6
Sulphur	0.0	3.2	1.0	42.5	47.8	44.6	46.3	46.4	28.7	25.3	46.2	47.1	379.1
Sulphur Closing Inv	11.0	10.0	11.0	12.0	12.0	11.0	12.0	12.0	3.0	5.0	7.0	10.0	

Unit of Measurement: Gas and Gas equivalent products: 1000m3, Liquids: m3, Sulphur: MTS

VPR6200

Facility ID ABGP0001034

Facility Name SEMCAMS WEST WHITECOURT (WINDFALL)

Facility Licence # 13639

Facility Operator A1YD SEMCAMS ULC

Production Month	201701	201702	201703	201704	201705	201706	201707	201708	201709	201710	201711	201712	Totals
Receipts													
Receipts from Alberta Facilities	10.7	9.3	10.4	8.9	6.6	6.0	6.3	7.2	6.0	6.2	6.0	6.2	89.8
Receipts from Non-Alberta Facilities	0.0	0.0	0.0	0.0	0.0	0.0	0.0	0.0	0.0	0.0	0.0	0.0	0.0
Dispositions													
Disposition Battery	2.3	1.4	1.6	0.5	0.2	0.1	0.0	0.7	0.0	0.3	0.3	0.0	7.4
Gas Gathering System	1.6	1.0	1.1	0.3	0.1	0.0	0.0	0.3	0.0	0.1	0.1	0.0	4.6
Gas Plant	0.0	0.0	0.0	0.0	0.0	0.0	0.0	0.0	0.0	0.0	0.0	0.0	0.0
Injection Facility	0.0	0.0	0.0	0.0	0.0	0.0	0.0	0.0	0.0	0.0	0.0	0.0	0.0
Meter Station	0.0	0.0	0.0	0.0	0.0	0.0	0.0	0.0	0.0	0.0	0.0	0.0	0.0
Other	0.0	0.0	0.0	0.0	0.0	0.0	0.0	0.0	0.0	0.0	0.0	0.0	0.0
Alberta Commercial	0.0	0.0	0.0	0.0	0.0	0.0	0.0	0.0	0.0	0.0	0.0	0.0	0.0
Alberta Industrial	0.0	0.0	0.0	0.0	0.0	0.0	0.0	0.0	0.0	0.0	0.0	0.0	0.0
Alberta Residential	0.0	0.0	0.0	0.0	0.0	0.0	0.0	0.0	0.0	0.0	0.0	0.0	0.0
Alberta Elec.Generation	0.0	0.0	0.0	0.0	0.0	0.0	0.0	0.0	0.0	0.0	0.0	0.0	0.0
Shrinkage Acid Gas	0.0	0.0	0.0	0.0	0.0	0.0	0.0	0.0	0.0	0.0	0.0	0.0	0.0
Other products	0.0	0.0	0.0	0.0	0.0	0.0	0.0	0.0	0.0	0.0	0.0	0.0	0.0
Fuel	6.8	6.9	7.7	8.1	6.3	5.9	6.3	6.2	6.0	5.8	5.6	6.2	77.8
Flared	0.0	0.0	0.0	0.0	0.0	0.0	0.0	0.0	0.0	0.0	0.0	0.0	0.0
Vented	0.0	0.0	0.0	0.0	0.0	0.0	0.0	0.0	0.0	0.0	0.0	0.0	0.0
Diff and Other	0.0	0.0	0.0	0.0	0.0	0.0	0.0	0.0	0.0	0.0	0.0	0.0	0.0
Process and Frac													
Pentanes Plus	0.0	0.0	0.0	0.0	0.0	0.0	0.0	0.0	0.0	0.0	0.0	0.0	0.0
Propane	0.0	0.0	0.0	0.0	0.0	0.0	0.0	0.0	0.0	0.0	0.0	0.0	0.0
Butanes	0.0	0.0	0.0	0.0	0.0	0.0	0.0	0.0	0.0	0.0	0.0	0.0	0.0
Ethane	0.0	0.0	0.0	0.0	0.0	0.0	0.0	0.0	0.0	0.0	0.0	0.0	0.0
NGL	0.0	0.0	0.0	0.0	0.0	0.0	0.0	0.0	0.0	0.0	0.0	0.0	0.0
Sulphur	0.0	0.0	0.0	0.0	0.0	0.0	0.0	0.0	0.0	0.0	0.0	0.0	0.0
Sulphur Closing Inv	0.0	0.0	0.0	0.0	0.0	0.0	0.0	0.0	0.0	0.0	0.0	0.0	0.0

Unit of Measurement: Gas and Gas equivalent products: 1000m3, Liquids: m3, Sulphur: MTS

VPR6200

Facility ID ABGP0001037

Facility Licence # 3578

Facility Name SHELL JUMPING POUND

Facility Operator A2F0

Production Month		201701	201702	201703	201704	201705	201706	201707	201708	201709	201710	201711	201712	Totals
Receipts														
Receipts from Alberta Facilities		89,062.1	80,001.6	86,199.3	77,039.7	88,362.1	84,634.9	75,015.0	54,077.4	68,835.9	86,859.5	83,937.9	83,876.3	957,901.7
Receipts from Non-Alberta Facilities		0.0	0.0	0.0	0.0	0.0	0.0	0.0	0.0	0.0	0.0	0.0	0.0	0.0
Dispositions														
Disposition	Battery	3,184.5	2,905.4	3,303.4	2,934.2	2,749.9	2,632.3	1,990.5	1,509.8	1,896.3	2,742.7	3,054.2	3,230.8	32,134.0
	Gas Gathering System	40.0	37.4	43.9	41.6	48.3	41.4	38.0	35.4	34.7	35.2	31.3	0.0	427.2
	Gas Plant	0.0	0.0	0.0	0.0	0.0	0.0	0.0	0.0	0.0	0.0	0.0	0.0	0.0
	Injection Facility	0.0	0.0	0.0	0.0	0.0	0.0	0.0	0.0	0.0	0.0	0.0	0.0	0.0
	Meter Station	60,206.2	54,712.7	58,017.6	52,742.8	61,303.6	58,954.3	52,069.6	36,026.2	47,409.1	58,804.2	56,726.9	56,285.2	653,258.4
	Other	0.0	0.0	0.0	0.0	0.0	0.0	0.0	0.0	0.0	0.0	0.0	0.0	0.0
	Alberta Commercial	0.0	0.0	0.0	0.0	0.0	0.0	0.0	0.0	0.0	0.0	0.0	0.0	0.0
	Alberta Industrial	0.0	0.0	0.0	0.0	0.0	0.0	0.0	0.0	0.0	0.0	0.0	0.0	0.0
	Alberta Residential	0.0	0.0	0.0	0.0	0.0	0.0	0.0	0.0	0.0	0.0	0.0	0.0	0.0
	Alberta Elec.Generation	0.0	0.0	0.0	0.0	0.0	0.0	0.0	0.0	0.0	0.0	0.0	0.0	0.0
Shrinkage	Acid Gas	14,996.3	13,511.5	14,604.1	13,198.4	14,639.9	14,150.1	12,172.2	8,373.3	11,098.3	14,602.7	14,815.4	14,638.1	160,800.3
	Other products	5,399.7	4,761.3	5,244.3	4,742.0	4,716.7	5,012.6	4,119.5	2,814.6	3,694.5	5,224.0	5,124.7	5,177.9	56,031.8
Fuel		5,650.7	5,073.7	5,617.9	5,256.9	4,776.4	4,351.0	4,548.8	4,749.0	4,416.6	4,828.6	5,007.7	5,565.1	59,842.4
Flared		4.4	1.5	36.6	120.8	51.3	8.2	30.9	31.3	23.5	35.7	34.5	61.8	440.5
Vented		0.0	0.0	0.0	0.0	0.0	0.0	0.0	0.0	0.0	0.0	0.0	0.0	0.0
Diff and Other		-419.7	-1,001.9	-668.5	-1,997.0	76.0	-515.0	45.5	537.8	262.9	586.4	-856.8	-1,082.6	-5,032.9
Process and Frac														
Pentanes Plus		4,732.7	4,140.0	4,254.4	4,030.6	4,485.0	4,405.1	3,731.6	2,529.4	3,361.8	4,538.1	4,405.3	4,609.2	49,223.2
Propane		4,232.1	3,672.3	4,132.5	3,627.9	4,224.8	3,995.4	3,266.8	2,125.1	2,966.7	4,256.6	4,018.7	4,067.9	44,586.8
Butanes		3,257.0	2,664.3	3,124.8	2,701.5	3,249.2	3,093.3	2,526.9	1,646.6	2,200.1	3,123.8	2,970.8	2,840.0	33,398.3
Ethane		8,869.4	8,077.7	8,875.8	8,100.9	6,637.6	8,101.2	6,605.3	4,698.2	5,932.9	8,476.4	8,580.5	8,682.6	91,638.5
NGL		0.0	0.0	0.0	0.0	0.0	0.0	0.0	0.0	0.0	0.0	0.0	0.0	0.0
Sulphur		13,651.3	12,214.3	13,520.4	11,483.2	13,475.6	13,068.5	10,584.3	7,171.9	10,068.9	13,436.8	13,029.9	13,079.4	144,784.5
Sulphur Closing Inv		925.5	783.0	451.3	788.0	741.8	682.7	991.1	1,764.7	2,155.5	2,219.6	2,046.3	2,353.1	

Unit of Measurement: Gas and Gas equivalent products: 1000m3, Liquids: m3, Sulphur: MTS

VPR6200

Facility ID ABGP0001047

Facility Name KEYERA MINNEHIK-BUCK LAKE 10-05

Facility Licence # 9931

Facility Operator A0C0 KEYERA

Production Month	201701	201702	201703	201704	201705	201706	201707	201708	201709	201710	201711	201712	Totals
Receipts													
Receipts from Alberta Facilities	35,918.1	35,936.1	40,703.7	38,774.2	42,664.3	42,776.2	41,372.7	57,908.6	49,436.9	35,853.6	29,564.4	40,919.1	491,827.9
Receipts from Non-Alberta Facilities	0.0	0.0	0.0	0.0	0.0	0.0	0.0	0.0	0.0	0.0	0.0	0.0	0.0
Dispositions													
Disposition													
Battery	2.3	1.5	1.5	0.8	1.0	1.0	1.0	1.1	1.1	1.2	1.6	1.3	15.4
Gas Gathering System	427.5	380.5	448.2	374.0	298.6	438.3	461.0	483.8	453.7	405.7	429.9	423.3	5,024.5
Gas Plant	0.0	0.0	0.0	0.0	0.0	0.0	0.0	0.0	0.0	0.0	0.0	0.0	0.0
Injection Facility	0.0	0.0	0.0	0.0	0.0	0.0	0.0	0.0	0.0	0.0	0.0	0.0	0.0
Meter Station	30,757.5	31,196.7	35,350.0	33,227.9	36,632.0	37,722.6	36,171.1	52,276.4	45,016.1	30,880.4	25,334.4	35,473.1	430,038.2
Other	0.0	0.0	0.0	0.0	0.0	0.0	0.0	0.0	0.0	0.0	0.0	0.0	0.0
Alberta Commercial	212.8	199.1	225.5	132.9	54.4	33.0	24.3	25.8	67.6	97.2	188.2	209.8	1,470.6
Alberta Industrial	0.0	0.0	0.0	0.0	0.0	0.0	0.0	0.0	0.0	0.0	0.0	0.0	0.0
Alberta Residential	0.0	0.0	0.0	0.0	0.0	0.0	0.0	0.0	0.0	0.0	0.0	0.0	0.0
Alberta Elec.Generation	0.0	0.0	153.7	32.2	0.0	0.0	0.0	0.0	0.0	0.0	0.0	0.0	185.9
Shrinkage													
Acid Gas	696.7	652.6	650.2	841.4	814.0	803.2	797.0	849.3	778.8	782.7	629.9	777.0	9,072.8
Other products	1,879.3	1,677.3	1,923.2	1,867.4	2,569.0	2,288.1	2,070.0	2,221.1	1,855.1	1,735.7	1,581.7	2,006.3	23,674.2
Fuel	1,793.1	1,625.9	1,980.4	2,020.6	1,936.5	1,647.9	1,762.4	1,853.6	1,607.3	1,723.7	1,564.4	1,745.0	21,260.8
Flared	148.2	63.8	70.5	91.2	51.2	79.2	56.2	64.7	114.2	136.5	164.3	145.6	1,185.6
Vented	0.0	0.0	0.0	0.0	0.0	0.0	0.0	0.0	0.0	0.0	0.0	0.0	0.0
Diff and Other	0.7	138.7	-99.5	185.8	307.6	-237.1	29.7	132.8	-457.0	90.5	-330.0	137.7	-100.1
Process and Frac													
Pentanes Plus	1,623.3	1,364.4	1,607.5	2,028.5	1,585.6	1,230.2	1,095.0	1,550.0	1,255.0	1,183.2	1,276.6	1,294.4	17,093.7
Propane	0.0	0.0	0.0	0.0	0.0	0.0	0.0	0.0	0.0	0.0	0.0	0.0	0.0
Butanes	0.0	0.0	0.0	0.0	0.0	0.0	0.0	0.0	0.0	0.0	0.0	0.0	0.0
Ethane	0.0	0.0	0.0	0.0	0.0	0.0	0.0	0.0	0.0	0.0	0.0	0.0	0.0
NGL	6,185.3	5,597.7	6,364.6	5,849.4	8,981.3	8,199.5	7,454.2	7,741.8	6,522.2	6,045.9	5,327.4	6,978.1	81,247.4
Sulphur	458.0	430.3	369.8	474.2	401.1	409.6	364.2	370.2	250.1	333.0	252.2	408.5	4,521.2
Sulphur Closing Inv	85.8	73.4	80.2	80.4	81.5	95.4	97.3	103.5	110.9	83.0	134.7	104.6	

Unit of Measurement: Gas and Gas equivalent products: 1000m3, Liquids: m3, Sulphur: MTS

VPR6200
Facility ID ABGP0001050

Facility Name WASCANA CROSSFIELD

Facility Licence # 3645

Facility Operator A6LC

Production Month		201701	201702	201703	201704	201705	201706	201707	201708	201709	201710	201711	201712	Totals
		SHUTIN	SHUTIN	SHUTIN	SHUTIN	SHUTIN	SHUTIN	SHUTIN	SHUTIN	SHUTIN	SHUTIN	SHUTIN	SHUTIN	
Receipts														
Receipts from Alberta Facilities		0.0	0.0	0.0	0.0	0.0	0.0	0.0	0.0	0.0	0.0	0.0	0.0	0.0
Receipts from Non-Alberta Facilities		0.0	0.0	0.0	0.0	0.0	0.0	0.0	0.0	0.0	0.0	0.0	0.0	0.0
Dispositions														
Disposition	Battery	0.0	0.0	0.0	0.0	0.0	0.0	0.0	0.0	0.0	0.0	0.0	0.0	0.0
	Gas Gathering System	0.0	0.0	0.0	0.0	0.0	0.0	0.0	0.0	0.0	0.0	0.0	0.0	0.0
	Gas Plant	0.0	0.0	0.0	0.0	0.0	0.0	0.0	0.0	0.0	0.0	0.0	0.0	0.0
	Injection Facility	0.0	0.0	0.0	0.0	0.0	0.0	0.0	0.0	0.0	0.0	0.0	0.0	0.0
	Meter Station	0.0	0.0	0.0	0.0	0.0	0.0	0.0	0.0	0.0	0.0	0.0	0.0	0.0
	Other	0.0	0.0	0.0	0.0	0.0	0.0	0.0	0.0	0.0	0.0	0.0	0.0	0.0
	Alberta Commercial	0.0	0.0	0.0	0.0	0.0	0.0	0.0	0.0	0.0	0.0	0.0	0.0	0.0
	Alberta Industrial	0.0	0.0	0.0	0.0	0.0	0.0	0.0	0.0	0.0	0.0	0.0	0.0	0.0
	Alberta Residential	0.0	0.0	0.0	0.0	0.0	0.0	0.0	0.0	0.0	0.0	0.0	0.0	0.0
	Alberta Elec.Generation	0.0	0.0	0.0	0.0	0.0	0.0	0.0	0.0	0.0	0.0	0.0	0.0	0.0
Shrinkage	Acid Gas	0.0	0.0	0.0	0.0	0.0	0.0	0.0	0.0	0.0	0.0	0.0	0.0	0.0
	Other products	0.0	0.0	0.0	0.0	0.0	0.0	0.0	0.0	0.0	0.0	0.0	0.0	0.0
Fuel		0.0	0.0	0.0	0.0	0.0	0.0	0.0	0.0	0.0	0.0	0.0	0.0	0.0
Flared		0.0	0.0	0.0	0.0	0.0	0.0	0.0	0.0	0.0	0.0	0.0	0.0	0.0
Vented		0.0	0.0	0.0	0.0	0.0	0.0	0.0	0.0	0.0	0.0	0.0	0.0	0.0
Diff and Other		0.0	0.0	0.0	0.0	0.0	0.0	0.0	0.0	0.0	0.0	0.0	0.0	0.0
Process and Frac														
	Pentanes Plus	0.0	0.0	0.0	0.0	0.0	0.0	0.0	0.0	0.0	0.0	0.0	0.0	0.0
	Propane	0.0	0.0	0.0	0.0	0.0	0.0	0.0	0.0	0.0	0.0	0.0	0.0	0.0
	Butanes	0.0	0.0	0.0	0.0	0.0	0.0	0.0	0.0	0.0	0.0	0.0	0.0	0.0
	Ethane	0.0	0.0	0.0	0.0	0.0	0.0	0.0	0.0	0.0	0.0	0.0	0.0	0.0
	NGL	0.0	0.0	0.0	0.0	0.0	0.0	0.0	0.0	0.0	0.0	0.0	0.0	0.0
	Sulphur	0.0	0.0	0.0	0.0	0.0	0.0	0.0	0.0	0.0	0.0	0.0	0.0	0.0
	Sulphur Closing Inv	0.0	0.0	0.0	0.0	0.0	0.0	0.0	0.0	0.0	0.0	0.0	0.0	0.0

Monthly Gas Plant Receipts, Dispositions and Process

VPR6200

Facility ID ABGP0001054

Facility Name D Energy Wildcat Hills 6-16-26-5W5

Facility Licence # 3653

Facility Operator A68P

Production Month	201701	201702	201703	201704	201705	201706	201707	201708	201709	201710	201711	201712	Totals	
Receipts														
Receipts from Alberta Facilities	79,645.3	71,434.0	79,451.3	66,090.9	71,184.0	71,162.9	63,049.3	75,869.1	71,475.9	73,726.0	73,399.0	61,086.7	857,574.4	
Receipts from Non-Alberta Facilities	0.0	0.0	0.0	0.0	0.0	0.0	0.0	0.0	0.0	0.0	0.0	0.0	0.0	
Dispositions														
Disposition	Battery	1,214.9	1,128.8	1,151.9	1,160.2	1,227.2	1,131.6	989.7	1,095.3	1,060.5	1,217.0	1,256.3	1,269.1	13,902.5
	Gas Gathering System	0.0	0.0	0.0	0.0	0.0	0.0	0.0	0.0	0.0	0.0	0.0	0.0	0.0
	Gas Plant	0.0	0.0	0.0	0.0	0.0	0.0	0.0	0.0	0.0	0.0	0.0	0.0	0.0
	Injection Facility	0.0	0.0	0.0	0.0	0.0	0.0	0.0	0.0	0.0	0.0	0.0	0.0	0.0
	Meter Station	65,559.3	59,009.1	66,005.9	55,223.9	59,127.1	59,790.8	52,423.4	63,609.3	60,081.6	61,948.7	61,480.1	51,012.0	715,271.2
	Other	0.0	0.0	0.0	0.0	0.0	0.0	0.0	0.0	0.0	0.0	0.0	0.0	0.0
	Alberta Commercial	0.0	0.0	0.0	0.0	0.0	0.0	0.0	0.0	0.0	0.0	0.0	0.0	0.0
	Alberta Industrial	0.0	0.0	0.0	0.0	0.0	0.0	0.0	0.0	0.0	0.0	0.0	0.0	0.0
	Alberta Residential	0.0	0.0	0.0	0.0	0.0	0.0	0.0	0.0	0.0	0.0	0.0	0.0	0.0
	Alberta Elec.Generation	0.0	0.0	0.0	0.0	0.0	0.0	0.0	0.0	0.0	0.0	0.0	0.0	0.0
Shrinkage	Acid Gas	8,762.8	7,749.4	8,604.3	6,835.8	7,878.6	7,416.9	6,683.8	8,147.2	7,688.6	7,964.2	8,005.8	6,161.9	91,899.3
	Other products	210.8	187.1	202.3	191.0	254.0	144.0	172.4	207.9	197.5	184.8	195.7	191.4	2,338.9
Fuel		2,468.2	2,240.8	2,435.2	2,029.0	2,426.5	2,359.0	2,306.5	2,268.5	2,239.3	2,396.0	2,313.5	2,376.7	27,859.2
	Flared	1.9	0.0	271.4	9.4	22.3	0.0	29.4	0.0	0.0	69.1	0.0	0.8	404.3
	Vented	0.0	0.0	0.0	0.0	0.0	0.0	0.0	0.0	0.0	0.0	0.0	0.0	0.0
	Diff and Other	1,427.4	1,118.8	780.3	641.6	248.3	320.6	444.1	540.9	208.4	-53.8	147.6	74.8	5,899.0
Process and Frac														
	Pentanes Plus	1,019.9	905.1	978.7	924.0	1,228.8	697.0	834.1	1,006.0	955.5	894.2	946.7	926.0	11,316.0
	Propane	0.0	0.0	0.0	0.0	0.0	0.0	0.0	0.0	0.0	0.0	0.0	0.0	0.0
	Butanes	0.0	0.0	0.0	0.0	0.0	0.0	0.0	0.0	0.0	0.0	0.0	0.0	0.0
	Ethane	0.0	0.0	0.0	0.0	0.0	0.0	0.0	0.0	0.0	0.0	0.0	0.0	0.0
	NGL	0.0	0.0	0.0	0.0	0.0	0.0	0.0	0.0	0.0	0.0	0.0	0.0	0.0
	Sulphur	6,161.7	5,408.3	6,058.5	4,833.9	5,527.6	5,392.6	4,502.1	5,723.4	5,429.3	5,713.9	5,879.2	4,381.7	65,012.2
	Sulphur Closing Inv	713.0	694.0	765.0	689.0	735.0	713.0	793.0	633.0	552.0	816.0	1,023.0	1,033.0	

Unit of Measurement: Gas and Gas equivalent products: 1000m3, Liquids: m3, Sulphur: MTS

VPR6200
 Facility ID ABGP0001056 Facility Name SHELL WATERTON
 Facility Licence # 65 Facility Operator A2F0

Production Month	201701	201702	201703	201704	201705	201706	201707	201708	201709	201710	201711	201712	Totals
Receipts													
Receipts from Alberta Facilities	103,085.4	90,782.4	99,606.8	105,178.7	5,895.9	82,632.2	124,429.4	104,898.6	90,762.3	100,287.2	92,483.9	94,741.7	1,094,784.5
Receipts from Non-Alberta Facilities	0.0	0.0	0.0	0.0	0.0	0.0	0.0	0.0	0.0	0.0	0.0	0.0	0.0
Dispositions													
Disposition													
Battery	2,047.9	1,975.4	2,653.7	2,456.9	266.5	1,719.5	2,190.5	2,179.0	1,987.0	2,145.9	2,260.4	2,296.8	24,179.5
Gas Gathering System	1,829.3	1,441.3	1,210.0	1,026.8	39.4	650.8	848.9	917.9	779.8	1,061.1	1,037.5	1,128.2	11,971.0
Gas Plant	0.0	0.0	0.0	0.0	0.0	0.0	0.0	0.0	0.0	0.0	0.0	0.0	0.0
Injection Facility	0.0	0.0	0.0	0.0	0.0	0.0	0.0	0.0	0.0	0.0	0.0	0.0	0.0
Meter Station	57,752.5	51,024.7	56,120.1	64,050.1	271.1	52,315.6	82,718.6	63,878.7	53,854.0	60,150.9	53,265.3	56,049.5	651,451.1
Other	0.0	0.0	0.0	0.0	0.0	0.0	0.0	0.0	0.0	0.0	0.0	0.0	0.0
Alberta Commercial	0.0	0.0	0.0	0.0	0.0	0.0	0.0	0.0	0.0	0.0	0.0	0.0	0.0
Alberta Industrial	0.0	0.0	0.0	0.0	0.0	0.0	0.0	0.0	0.0	0.0	0.0	0.0	0.0
Alberta Residential	0.0	0.0	0.0	0.0	0.0	0.0	0.0	0.0	0.0	0.0	0.0	0.0	0.0
Alberta Elec.Generation	0.0	0.0	0.0	0.0	0.0	0.0	0.0	0.0	0.0	0.0	0.0	0.0	0.0
Shrinkage													
Acid Gas	27,416.8	24,403.2	27,348.1	23,979.3	234.4	19,625.9	28,857.0	27,762.5	25,102.2	27,329.1	25,117.6	26,032.6	283,208.7
Other products	6,181.2	5,288.5	5,882.7	5,609.5	113.5	2,725.6	4,392.9	4,664.4	3,637.8	4,190.4	3,452.4	3,277.1	49,416.0
Fuel	7,694.2	6,959.4	7,952.3	7,803.7	3,657.2	5,954.9	6,525.9	6,413.4	6,565.5	6,664.8	7,070.1	7,089.5	80,350.9
Flared	0.0	19.4	31.9	83.5	1,029.3	1,001.3	381.8	80.5	149.0	163.3	768.0	219.8	3,927.8
Vented	0.0	0.0	0.0	0.0	0.0	0.0	0.0	0.0	0.0	0.0	0.0	0.0	0.0
Diff and Other	163.5	-329.5	-1,592.0	168.9	284.5	-1,361.4	-1,486.2	-997.8	-1,313.0	-1,418.3	-487.4	-1,351.8	-9,720.5
Process and Frac													
Pentanes Plus	10,440.5	9,153.1	9,841.1	9,074.7	457.3	5,877.1	10,631.5	10,258.7	8,994.0	10,229.3	9,505.6	9,653.0	104,115.9
Propane	3,555.7	3,082.9	3,372.3	3,476.6	20.5	1,942.9	3,098.6	3,020.1	2,484.4	2,819.5	2,263.2	2,391.3	31,528.0
Butanes	3,132.8	2,579.2	3,104.1	2,685.7	56.4	1,861.1	2,663.9	2,386.5	2,056.5	2,544.0	2,227.0	2,656.4	27,953.6
Ethane	8,213.5	6,911.5	7,794.1	7,639.0	0.0	1,919.1	2,556.1	4,104.7	2,182.2	2,502.8	1,217.8	0.0	45,040.8
NGL	0.0	0.0	0.0	0.0	0.0	0.0	0.0	0.0	0.0	0.0	0.0	0.0	0.0
Sulphur	29,144.2	26,004.6	28,321.7	25,699.7	936.2	19,614.2	32,973.6	29,431.6	26,604.0	28,841.8	26,248.3	27,097.1	300,917.0
Sulphur Closing Inv	26,201.0	29,619.3	25,531.0	26,178.8	27,115.0	23,604.8	32,890.9	32,561.5	30,052.3	24,222.4	26,328.5	31,751.8	

Unit of Measurement: Gas and Gas equivalent products: 1000m3, Liquids: m3, Sulphur: MTS

VPR6200

Facility ID ABGP0001060

Facility Name SOLEX HARMATTAN-ELKTON

Facility Licence # 4285

Facility Operator A0TK AOP

Production Month	201701	201702	201703	201704	201705	201706	201707	201708	201709	201710	201711	201712	Totals
Receipts													
Receipts from Alberta Facilities	291,501.2	256,385.8	287,394.6	275,516.3	267,353.5	271,087.1	266,501.8	261,608.8	264,952.4	241,635.3	258,257.1	271,785.7	3,213,979.6
Receipts from Non-Alberta Facilities	0.0	0.0	0.0	0.0	0.0	0.0	0.0	0.0	0.0	0.0	0.0	0.0	0.0
Dispositions													
Disposition													
Battery	0.0	0.0	0.0	0.0	0.0	0.0	0.0	0.0	0.0	0.0	0.0	0.0	0.0
Gas Gathering System	757.8	698.4	779.0	581.4	405.1	391.5	378.4	370.8	363.3	371.4	419.2	462.4	5,978.7
Gas Plant	0.0	0.0	0.0	0.0	0.0	0.0	0.0	0.0	0.0	0.0	0.0	0.0	0.0
Injection Facility	0.0	0.0	0.0	0.0	0.0	0.0	0.0	0.0	0.0	0.0	0.0	0.0	0.0
Meter Station	242,944.9	212,916.5	238,884.3	235,138.1	224,920.4	226,089.0	221,217.8	215,861.7	219,082.1	199,478.8	213,186.0	228,060.2	2,677,779.8
Other	0.0	0.0	0.0	0.0	0.0	0.0	0.0	0.0	0.0	0.0	0.0	0.0	0.0
Alberta Commercial	5,596.8	4,784.5	5,228.7	4,229.5	3,817.8	3,561.5	3,847.5	4,643.7	4,708.7	4,251.8	5,058.0	5,229.1	54,957.6
Alberta Industrial	0.0	0.0	0.0	0.0	0.0	0.0	0.0	0.0	0.0	0.0	0.0	0.0	0.0
Alberta Residential	0.0	0.0	0.0	0.0	0.0	0.0	0.0	0.0	0.0	0.0	0.0	0.0	0.0
Alberta Elec.Generation	0.0	0.0	0.0	0.0	0.0	0.0	0.0	0.0	0.0	0.0	0.0	0.0	0.0
Shrinkage													
Acid Gas	2,770.9	2,383.0	2,548.3	2,539.4	2,690.7	2,473.0	2,625.9	2,631.2	2,641.6	2,502.1	2,478.7	2,527.8	30,812.6
Other products	31,089.2	27,886.3	31,136.6	24,818.8	27,075.7	30,710.2	30,715.9	30,215.9	30,064.3	26,737.0	28,881.0	27,274.5	346,605.4
Fuel	9,165.5	8,431.1	9,201.1	8,577.0	8,739.6	8,266.8	8,632.2	8,947.2	8,750.9	8,528.6	8,734.5	9,114.3	105,088.8
Flared	372.8	350.6	320.8	337.5	503.3	666.9	451.7	468.8	471.9	560.2	433.6	269.5	5,207.6
Vented	0.0	0.0	0.0	0.0	0.0	0.0	0.0	0.0	0.0	0.0	0.0	0.0	0.0
Diff and Other	-1,196.7	-1,064.6	-704.2	-705.4	-799.1	-1,071.8	-1,367.6	-1,530.5	-1,130.4	-794.6	-933.9	-1,152.1	-12,450.9
Process and Frac													
Pentanes Plus	0.0	0.0	0.0	0.0	0.0	0.0	0.0	0.0	0.0	0.0	0.0	0.0	0.0
Propane	0.0	0.0	0.0	0.0	0.0	0.0	0.0	0.0	0.0	0.0	0.0	0.0	0.0
Butanes	0.0	0.0	0.0	0.0	0.0	0.0	0.0	0.0	0.0	0.0	0.0	0.0	0.0
Ethane	0.0	0.0	0.0	0.0	0.0	0.0	0.0	0.0	0.0	0.0	0.0	0.0	0.0
NGL	114,577.4	103,026.9	115,016.5	92,717.7	101,107.2	113,938.8	114,094.1	112,534.0	111,706.1	99,386.2	106,760.0	101,114.1	1,285,979.0
Sulphur	242.1	220.5	240.2	234.6	248.1	221.6	254.8	255.9	258.6	236.2	242.2	251.4	2,906.2
Sulphur Closing Inv	245.9	216.5	222.3	214.0	185.0	191.4	231.0	188.4	192.5	215.2	243.7	242.3	

Unit of Measurement: Gas and Gas equivalent products: 1000m3, Liquids: m3, Sulphur: MTS

VPR6200

Facility ID ABGP0001079

Facility Name PRIMEWEST CROSSFIELD EAST

Facility Licence # 3859

Facility Operator A2TG TQN

Production Month	201701	201702	201703	201704	201705	201706	201707	201708	201709	201710	201711	201712	Totals
Receipts													
Receipts from Alberta Facilities	26,822.3	24,619.8	28,185.2	27,339.5	28,571.4	27,668.7	28,119.5	28,456.3	20,583.5	27,778.0	26,285.5	26,982.9	321,412.6
Receipts from Non-Alberta Facilities	0.0	0.0	0.0	0.0	0.0	0.0	0.0	0.0	0.0	0.0	0.0	0.0	0.0
Dispositions													
Disposition													
Battery	693.6	625.5	676.7	483.5	473.8	420.1	455.8	444.9	329.0	450.7	504.7	509.8	6,068.1
Gas Gathering System	243.9	211.6	294.8	375.2	405.7	439.9	412.3	432.2	336.4	440.2	279.3	99.3	3,970.8
Gas Plant	0.0	0.0	0.0	0.0	0.0	0.0	0.0	0.0	0.0	0.0	0.0	0.0	0.0
Injection Facility	0.0	0.0	0.0	0.0	0.0	0.0	0.0	0.0	0.0	0.0	0.0	0.0	0.0
Meter Station	18,550.2	16,780.3	19,473.4	18,716.1	19,710.0	19,300.8	19,488.3	19,658.4	13,847.5	19,728.0	17,679.7	18,086.9	221,019.6
Other	0.0	0.0	0.0	0.0	0.0	0.0	0.0	0.0	0.0	0.0	0.0	0.0	0.0
Alberta Commercial	0.0	0.0	0.0	0.0	0.0	0.0	0.0	0.0	0.0	0.0	0.0	0.0	0.0
Alberta Industrial	0.0	0.0	0.0	0.0	0.0	0.0	0.0	0.0	0.0	0.0	0.0	0.0	0.0
Alberta Residential	0.0	0.0	0.0	0.0	0.0	0.0	0.0	0.0	0.0	0.0	0.0	0.0	0.0
Alberta Elec.Generation	0.0	0.0	0.0	0.0	0.0	0.0	0.0	0.0	0.0	0.0	0.0	0.0	0.0
Shrinkage													
Acid Gas	4,457.4	4,312.0	4,813.7	4,751.2	4,886.0	4,739.1	4,888.9	4,901.0	3,143.2	4,778.7	4,676.0	4,728.8	55,076.0
Other products	291.9	346.7	405.3	386.5	392.5	383.8	332.6	415.8	259.9	398.7	409.1	344.0	4,366.8
Fuel	3,015.6	2,719.3	2,987.6	2,891.8	2,796.4	2,459.1	2,614.0	2,688.8	2,899.6	2,367.7	2,761.9	2,837.1	33,038.9
Flared	0.7	0.8	34.7	3.6	0.7	5.4	11.6	3.0	34.3	20.1	9.6	37.0	161.5
Vented	0.0	0.0	0.0	0.0	0.0	0.0	0.0	0.0	0.0	0.0	0.0	0.0	0.0
Diff and Other	-431.0	-376.4	-501.0	-268.4	-93.7	-79.5	-84.0	-87.8	-266.4	-406.1	-34.8	340.0	-2,289.1
Process and Frac													
Pentanes Plus	819.7	1,222.3	1,361.3	1,329.1	1,320.4	1,331.1	1,104.3	1,478.2	874.8	1,412.9	1,523.8	1,151.6	14,929.5
Propane	0.0	0.0	0.0	0.0	0.0	0.0	0.0	0.0	0.0	0.0	0.0	0.0	0.0
Butanes	0.0	0.0	0.0	0.0	0.0	0.0	0.0	0.0	0.0	0.0	0.0	0.0	0.0
Ethane	0.0	0.0	0.0	0.0	0.0	0.0	0.0	0.0	0.0	0.0	0.0	0.0	0.0
NGL	501.4	383.3	497.3	445.6	483.9	439.8	422.7	446.0	321.6	423.9	375.1	420.9	5,161.5
Sulphur	4,114.7	4,045.6	4,556.0	4,389.0	4,539.3	4,436.3	4,668.1	4,517.0	3,966.5	6,577.2	6,499.3	7,712.3	60,021.3
Sulphur Closing Inv	264.0	172.3	180.8	250.9	203.5	271.3	339.0	271.3	241.2	167.1	133.0	189.1	

Unit of Measurement: Gas and Gas equivalent products: 1000m3, Liquids: m3, Sulphur: MTS

VPR6200

Facility ID ABGP0001081

Facility Name DEVON WIMBORNE

Facility Licence # 4713

Facility Operator OBP8

Production Month	201701	201702	201703	201704	201705	201706	201707	201708	201709	201710	201711	201712	Totals
SHUTIN													
Receipts													
Receipts from Alberta Facilities	0.0	0.0	0.0	0.0	0.0	0.0	0.0	0.0	0.0	0.0	0.0	0.0	0.0
Receipts from Non-Alberta Facilities	0.0	0.0	0.0	0.0	0.0	0.0	0.0	0.0	0.0	0.0	0.0	0.0	0.0
Dispositions													
Disposition													
Battery	0.0	0.0	0.0	0.0	0.0	0.0	0.0	0.0	0.0	0.0	0.0	0.0	0.0
Gas Gathering System	0.0	0.0	0.0	0.0	0.0	0.0	0.0	0.0	0.0	0.0	0.0	0.0	0.0
Gas Plant	0.0	0.0	0.0	0.0	0.0	0.0	0.0	0.0	0.0	0.0	0.0	0.0	0.0
Injection Facility	0.0	0.0	0.0	0.0	0.0	0.0	0.0	0.0	0.0	0.0	0.0	0.0	0.0
Meter Station	0.0	0.0	0.0	0.0	0.0	0.0	0.0	0.0	0.0	0.0	0.0	0.0	0.0
Other	0.0	0.0	0.0	0.0	0.0	0.0	0.0	0.0	0.0	0.0	0.0	0.0	0.0
Alberta Commercial	0.0	0.0	0.0	0.0	0.0	0.0	0.0	0.0	0.0	0.0	0.0	0.0	0.0
Alberta Industrial	0.0	0.0	0.0	0.0	0.0	0.0	0.0	0.0	0.0	0.0	0.0	0.0	0.0
Alberta Residential	0.0	0.0	0.0	0.0	0.0	0.0	0.0	0.0	0.0	0.0	0.0	0.0	0.0
Alberta Elec.Generation	0.0	0.0	0.0	0.0	0.0	0.0	0.0	0.0	0.0	0.0	0.0	0.0	0.0
Shrinkage													
Acid Gas	0.0	0.0	0.0	0.0	0.0	0.0	0.0	0.0	0.0	0.0	0.0	0.0	0.0
Other products	0.0	0.0	0.0	0.0	0.0	0.0	0.0	0.0	0.0	0.0	0.0	0.0	0.0
Fuel	0.0	0.0	0.0	0.0	0.0	0.0	0.0	0.0	0.0	0.0	0.0	0.0	0.0
Flared	0.0	0.0	0.0	0.0	0.0	0.0	0.0	0.0	0.0	0.0	0.0	0.0	0.0
Vented	0.0	0.0	0.0	0.0	0.0	0.0	0.0	0.0	0.0	0.0	0.0	0.0	0.0
Diff and Other	0.0	0.0	0.0	0.0	0.0	0.0	0.0	0.0	0.0	0.0	0.0	0.0	0.0
Process and Frac													
Pentanes Plus	0.0	0.0	0.0	0.0	0.0	0.0	0.0	0.0	0.0	0.0	0.0	0.0	0.0
Propane	0.0	0.0	0.0	0.0	0.0	0.0	0.0	0.0	0.0	0.0	0.0	0.0	0.0
Butanes	0.0	0.0	0.0	0.0	0.0	0.0	0.0	0.0	0.0	0.0	0.0	0.0	0.0
Ethane	0.0	0.0	0.0	0.0	0.0	0.0	0.0	0.0	0.0	0.0	0.0	0.0	0.0
NGL	0.0	0.0	0.0	0.0	0.0	0.0	0.0	0.0	0.0	0.0	0.0	0.0	0.0
Sulphur	0.0	0.0	0.0	0.0	0.0	0.0	0.0	0.0	0.0	0.0	0.0	0.0	0.0
Sulphur Closing Inv	0.0	0.0	0.0	0.0	0.0	0.0	0.0	0.0	0.0	0.0	0.0	0.0	0.0

VPR6200

Facility ID ABGP0001084

Facility Name TALISMAN EDSON

Facility Licence # 12339

Facility Operator 0039 ROGCI

Production Month	201701	201702	201703	201704	201705	201706	201707	201708	201709	201710	201711	201712	Totals
Receipts													
Receipts from Alberta Facilities	169,273.2	150,630.5	174,389.4	174,981.4	181,112.4	126,499.0	159,725.2	172,578.7	168,178.0	177,579.4	172,071.9	168,582.2	1,995,601.3
Receipts from Non-Alberta Facilities	0.0	0.0	0.0	0.0	0.0	0.0	0.0	0.0	0.0	0.0	0.0	0.0	0.0
Dispositions													
Disposition													
Battery	43.8	44.4	38.4	29.8	26.8	22.5	21.2	14.0	22.3	44.3	49.7	60.4	417.6
Gas Gathering System	0.0	0.0	0.0	0.0	0.0	0.0	0.0	0.0	0.0	0.0	0.0	0.0	0.0
Gas Plant	0.0	0.0	0.0	0.0	0.0	0.0	0.0	0.0	0.0	0.0	0.0	0.0	0.0
Injection Facility	0.0	0.0	0.0	0.0	0.0	0.0	0.0	0.0	0.0	0.0	0.0	0.0	0.0
Meter Station	155,511.1	138,144.2	160,691.2	163,407.1	167,835.0	117,512.9	147,037.5	159,885.1	155,921.3	163,519.8	158,719.4	155,006.2	1,843,190.8
Other	0.0	0.0	0.0	0.0	0.0	0.0	0.0	0.0	0.0	0.0	0.0	0.0	0.0
Alberta Commercial	0.0	0.0	0.0	0.0	0.0	0.0	0.0	0.0	0.0	0.0	0.0	0.0	0.0
Alberta Industrial	0.0	0.0	0.0	0.0	0.0	0.0	0.0	0.0	0.0	0.0	0.0	0.0	0.0
Alberta Residential	0.0	0.0	0.0	0.0	0.0	0.0	0.0	0.0	0.0	0.0	0.0	0.0	0.0
Alberta Elec.Generation	0.0	0.0	0.0	0.0	0.0	0.0	0.0	0.0	0.0	0.0	0.0	0.0	0.0
Shrinkage													
Acid Gas	2,055.3	1,865.2	2,158.0	2,032.2	1,632.4	0.0	1,378.1	2,037.1	1,703.7	2,230.7	2,062.8	2,350.5	21,506.0
Other products	6,515.5	5,861.1	6,043.6	5,231.3	6,228.5	5,107.6	5,713.5	5,630.1	5,197.9	5,846.9	5,513.8	5,183.5	68,073.3
Fuel	6,688.9	5,951.0	6,856.6	6,129.7	6,881.9	4,260.9	6,498.8	6,556.4	6,567.9	6,798.2	6,879.6	7,035.2	77,105.1
Flared	30.3	9.7	2.3	12.5	13.4	38.5	18.3	79.0	215.4	101.7	96.1	86.0	703.2
Vented	0.0	0.0	0.0	0.0	0.0	0.0	0.0	0.0	0.0	0.0	0.0	0.0	0.0
Diff and Other	-1,571.7	-1,245.1	-1,400.7	-1,861.2	-1,505.6	-443.4	-942.2	-1,623.0	-1,450.5	-962.2	-1,249.5	-1,139.6	-15,394.7
Process and Frac													
Pentanes Plus	6,378.3	5,596.1	6,307.4	6,232.9	5,900.2	4,640.7	4,475.0	4,579.9	4,240.3	4,553.1	4,486.8	3,997.7	61,388.4
Propane	0.0	0.0	0.0	0.0	0.0	0.0	0.0	0.0	0.0	0.0	0.0	0.0	0.0
Butanes	0.0	0.0	0.0	0.0	0.0	0.0	0.0	0.0	0.0	0.0	0.0	0.0	0.0
Ethane	0.0	0.0	0.0	0.0	0.0	0.0	0.0	0.0	0.0	0.0	0.0	0.0	0.0
NGL	20,508.0	18,554.4	18,743.1	15,650.7	19,922.6	16,454.1	19,058.7	18,693.1	17,221.1	19,474.8	18,221.6	17,334.2	219,836.4
Sulphur	1,301.4	1,207.5	1,309.3	1,128.3	732.7	0.0	653.5	1,150.2	751.7	1,267.3	977.7	1,353.4	11,833.0
Sulphur Closing Inv	227.8	189.0	120.8	90.4	92.6	0.0	260.2	136.6	91.6	135.0	175.7	126.8	

Unit of Measurement: Gas and Gas equivalent products: 1000m3, Liquids: m3, Sulphur: MTS

VPR6200

Facility ID ABGP0001089

Facility Name KEYERA PADDLE RIVER 13-06-057-8W5

Facility Licence # 23271

Facility Operator A74Y TIDEWATER

Production Month	201701	201702	201703	201704	201705	201706	201707	201708	201709	201710	201711	201712	Totals
Receipts													
Receipts from Alberta Facilities	0.0	0.0	0.0	0.0	0.0	0.0	8,477.5	30,816.7	30,328.8	30,666.7	31,407.0	29,363.3	161,060.0
Receipts from Non-Alberta Facilities	0.0	0.0	0.0	0.0	0.0	0.0	0.0	0.0	0.0	0.0	0.0	0.0	0.0
Dispositions													
Disposition													
Battery	0.0	0.0	0.0	0.0	0.0	0.0	0.0	0.0	0.0	0.0	0.0	0.0	0.0
Gas Gathering System	0.0	0.0	0.0	0.0	0.0	0.0	0.0	0.0	0.0	0.0	0.0	0.0	0.0
Gas Plant	0.0	0.0	0.0	0.0	0.0	0.0	0.0	0.0	0.0	0.0	0.0	0.0	0.0
Injection Facility	0.0	0.0	0.0	0.0	0.0	0.0	0.0	0.0	0.0	0.0	0.0	0.0	0.0
Meter Station	0.0	0.0	0.0	0.0	0.0	0.0	8,257.0	29,920.4	29,557.3	29,796.6	30,660.3	28,614.5	156,806.1
Other	0.0	0.0	0.0	0.0	0.0	0.0	0.0	0.0	0.0	0.0	0.0	0.0	0.0
Alberta Commercial	0.0	0.0	0.0	0.0	0.0	0.0	0.0	0.0	0.0	0.0	0.0	0.0	0.0
Alberta Industrial	0.0	0.0	0.0	0.0	0.0	0.0	0.0	0.0	0.0	0.0	0.0	0.0	0.0
Alberta Residential	0.0	0.0	0.0	0.0	0.0	0.0	0.0	0.0	0.0	0.0	0.0	0.0	0.0
Alberta Elec.Generation	0.0	0.0	0.0	0.0	0.0	0.0	0.0	0.0	0.0	0.0	0.0	0.0	0.0
Shrinkage													
Acid Gas	0.0	0.0	0.0	0.0	0.0	0.0	0.0	0.0	0.0	0.0	0.0	0.0	0.0
Other products	0.0	0.0	0.0	0.0	0.0	0.0	84.9	649.7	543.8	603.8	642.1	620.5	3,144.8
Fuel	0.0	0.0	0.0	0.0	0.0	0.0	227.3	582.8	580.5	598.3	593.8	533.4	3,116.1
Flared	0.0	0.0	0.0	0.0	0.0	0.0	1.7	0.3	0.1	0.0	0.8	3.9	6.8
Vented	0.0	0.0	0.0	0.0	0.0	0.0	0.0	0.0	0.0	0.0	0.0	0.0	0.0
Diff and Other	0.0	0.0	0.0	0.0	0.0	0.0	-93.4	-336.5	-352.9	-332.0	-490.0	-409.0	-2,013.8
Process and Frac													
Pentanes Plus	0.0	0.0	0.0	0.0	0.0	0.0	0.0	0.0	0.0	0.0	0.0	0.0	0.0
Propane	0.0	0.0	0.0	0.0	0.0	0.0	0.0	0.0	0.0	0.0	0.0	0.0	0.0
Butanes	0.0	0.0	0.0	0.0	0.0	0.0	0.0	0.0	0.0	0.0	0.0	0.0	0.0
Ethane	0.0	0.0	0.0	0.0	0.0	0.0	0.0	0.0	0.0	0.0	0.0	0.0	0.0
NGL	0.0	0.0	0.0	0.0	0.0	0.0	327.4	2,525.9	2,106.6	2,339.4	2,487.9	2,404.2	12,191.4
Sulphur	0.0	0.0	0.0	0.0	0.0	0.0	0.0	0.0	0.0	0.0	0.0	0.0	0.0
Sulphur Closing Inv	0.0	0.0	0.0	0.0	0.0	0.0	0.0	0.0	0.0	0.0	0.0	0.0	0.0

Unit of Measurement: Gas and Gas equivalent products: 1000m3, Liquids: m3, Sulphur: MTS

VPR6200

Facility ID ABGP0001105

Facility Name HUSKY RAINBOW 10-10

Facility Licence # 17932

Facility Operator OR46 HUSKY

Production Month	201701	201702	201703	201704	201705	201706	201707	201708	201709	201710	201711	201712	Totals
Receipts													
Receipts from Alberta Facilities	94,694.8	79,006.0	95,448.4	77,774.4	85,336.4	94,878.8	90,766.8	93,504.3	73,753.8	72,247.5	71,738.9	75,344.2	1,004,494.3
Receipts from Non-Alberta Facilities	0.0	0.0	0.0	0.0	0.0	0.0	0.0	0.0	0.0	0.0	0.0	0.0	0.0
Dispositions													
Disposition													
Battery	1,186.8	982.9	1,144.0	861.0	970.9	983.0	999.0	940.0	925.9	1,067.5	974.8	1,818.1	12,853.9
Gas Gathering System	0.0	0.0	0.0	0.0	0.0	0.0	0.0	0.0	0.0	0.0	0.0	0.0	0.0
Gas Plant	0.0	0.0	0.0	0.0	0.0	0.0	0.0	0.0	0.0	0.0	0.0	0.0	0.0
Injection Facility	36,411.4	23,577.3	33,936.5	24,455.7	34,283.9	43,106.7	39,223.3	35,721.1	37,954.3	36,658.1	17,309.3	35,008.1	397,645.7
Meter Station	36,417.8	37,231.7	42,006.2	37,131.9	31,825.5	34,622.8	33,878.2	38,374.4	15,075.6	12,941.8	35,934.3	20,108.3	375,548.5
Other	0.0	0.0	0.0	0.0	0.0	0.0	0.0	0.0	0.0	0.0	0.0	0.0	0.0
Alberta Commercial	0.0	0.0	0.0	0.0	0.0	0.0	0.0	0.0	0.0	0.0	0.0	0.0	0.0
Alberta Industrial	0.0	0.0	0.0	0.0	0.0	0.0	0.0	0.0	0.0	0.0	0.0	0.0	0.0
Alberta Residential	0.0	0.0	0.0	0.0	0.0	0.0	0.0	0.0	0.0	0.0	0.0	0.0	0.0
Alberta Elec.Generation	1,175.3	1,430.6	1,427.0	1,783.9	1,737.1	915.3	3,730.6	3,350.9	5,354.9	6,265.0	2,632.0	2,586.0	32,388.6
Shrinkage													
Acid Gas	0.0	0.0	0.0	0.0	0.0	0.0	0.0	0.0	0.0	0.0	0.0	0.0	0.0
Other products	15,921.1	12,920.8	13,481.4	9,971.9	10,465.7	11,089.2	10,169.2	10,123.8	8,304.1	9,569.0	8,980.8	9,631.0	130,628.0
Fuel	2,304.0	2,125.6	2,470.4	2,214.7	1,972.1	2,011.5	2,013.9	2,077.5	1,845.9	2,208.1	2,714.2	1,716.5	25,674.4
Flared	143.5	169.3	274.6	110.6	67.5	221.6	62.1	261.6	93.2	42.8	7.9	41.0	1,495.7
Vented	0.0	0.0	0.0	0.0	0.0	0.0	0.0	0.0	0.0	0.0	0.0	0.0	0.0
Diff and Other	1,134.9	567.8	708.3	1,244.7	4,013.7	1,928.7	690.5	2,655.0	4,199.9	3,495.2	3,185.6	4,435.2	28,259.5
Process and Frac													
Pentanes Plus	3,413.3	2,943.4	3,184.5	3,053.7	3,458.5	4,014.2	3,468.4	3,127.4	2,449.7	2,633.5	2,533.8	2,223.0	36,503.4
Propane	0.0	0.0	0.0	0.0	0.0	0.0	0.0	0.0	0.0	0.0	0.0	0.0	0.0
Butanes	0.0	0.0	0.0	0.0	0.0	0.0	0.0	0.0	0.0	0.0	0.0	0.0	0.0
Ethane	0.0	0.0	0.0	0.0	0.0	0.0	0.0	0.0	0.0	0.0	0.0	0.0	0.0
NGL	54,793.5	43,114.7	46,520.1	34,536.3	36,189.7	38,052.3	35,358.6	35,514.5	29,439.3	33,891.5	31,853.7	34,299.2	453,563.4
Sulphur	0.0	0.0	0.0	0.0	0.0	0.0	0.0	0.0	0.0	0.0	0.0	0.0	0.0
Sulphur Closing Inv	90,134.6	90,134.6	90,134.6	90,134.6	90,134.6	90,134.6	90,134.6	90,134.6	90,134.6	90,134.6	90,134.6	90,134.6	90,134.6

Unit of Measurement: Gas and Gas equivalent products: 1000m3, Liquids: m3, Sulphur: MTS

Monthly Gas Plant Receipts, Dispositions and Process

VPR6200

Facility ID ABGP0001107

Facility Name SEMCAMS KAYBOB AMALGAMATED

Facility Licence # 13874

Facility Operator A1YD SEMCAMS ULC

Production Month	201701	201702	201703	201704	201705	201706	201707	201708	201709	201710	201711	201712	Totals
Receipts													
Receipts from Alberta Facilities	130,754.4	118,534.2	129,735.1	142,549.2	149,165.3	145,262.1	138,041.6	139,764.2	89,786.8	151,929.0	144,229.2	149,836.5	1,629,587.6
Receipts from Non-Alberta Facilities	0.0	0.0	0.0	0.0	0.0	0.0	0.0	0.0	0.0	0.0	0.0	0.0	0.0
Dispositions													
Disposition													
Battery	7,718.0	7,172.8	7,950.9	8,246.3	8,194.1	8,069.7	8,160.5	7,805.6	4,539.6	7,196.4	6,854.6	6,901.8	88,810.3
Gas Gathering System	2,337.4	2,288.6	2,264.3	2,202.3	834.0	1,062.1	2,166.3	5,574.6	6,090.3	6,151.5	5,597.1	6,883.9	43,452.4
Gas Plant	0.0	0.0	0.0	0.0	0.0	0.0	0.0	0.0	0.0	0.0	0.0	0.0	0.0
Injection Facility	0.0	0.0	0.0	0.0	0.0	0.0	0.0	0.0	0.0	0.0	0.0	0.0	0.0
Meter Station	96,665.5	86,664.2	93,896.7	107,608.3	116,432.6	113,058.4	104,766.2	105,104.0	65,901.8	112,444.6	104,489.4	107,432.0	1,214,463.7
Other	191.7	168.3	180.8	155.8	150.7	231.6	177.8	204.8	210.1	241.4	327.4	260.1	2,500.5
Alberta Commercial	0.0	0.0	0.0	0.0	0.0	0.0	0.0	0.0	0.0	0.0	1,337.5	1,429.9	2,767.4
Alberta Industrial	0.0	0.0	0.0	0.0	0.0	0.0	0.0	0.0	0.0	0.0	0.0	0.0	0.0
Alberta Residential	0.0	0.0	0.0	0.0	0.0	0.0	0.0	0.0	0.0	0.0	0.0	0.0	0.0
Alberta Elec.Generation	0.0	0.0	0.0	0.0	0.0	0.0	0.0	0.0	0.0	0.0	0.0	0.0	0.0
Shrinkage													
Acid Gas	2,501.0	2,248.2	2,624.0	2,630.2	2,986.1	2,824.8	2,451.7	2,476.2	1,466.5	2,657.3	2,535.5	2,598.4	29,999.9
Other products	13,268.5	12,537.1	13,810.8	14,619.8	13,871.6	13,392.2	14,203.4	13,026.0	8,728.8	15,310.1	14,694.4	15,590.1	163,052.8
Fuel	7,569.5	6,895.0	7,653.0	7,104.4	7,266.7	6,996.9	7,150.7	7,119.9	5,661.7	7,582.6	7,699.1	8,033.0	86,732.5
Flared	138.4	157.4	157.7	149.2	177.1	168.9	184.4	174.8	363.0	208.5	216.4	225.6	2,321.4
Vented	1.7	1.6	1.6	1.6	1.7	1.6	1.7	1.7	1.6	1.7	1.6	1.7	19.8
Diff and Other	362.7	401.0	1,195.3	-168.7	-749.3	-544.1	-1,221.1	-1,723.4	-3,176.6	134.9	476.2	480.0	-4,533.1
Process and Frac													
Pentanes Plus	30,131.5	27,815.7	31,541.4	36,020.3	33,459.3	30,974.8	32,236.1	28,756.0	24,675.2	37,995.0	35,226.9	38,998.0	387,830.2
Propane	0.0	0.0	0.0	0.0	0.0	0.0	0.0	0.0	0.0	0.0	0.0	0.0	0.0
Butanes	0.0	0.0	0.0	0.0	0.0	0.0	0.0	0.0	0.0	0.0	0.0	0.0	0.0
Ethane	0.0	0.0	0.0	0.0	0.0	0.0	0.0	0.0	0.0	0.0	0.0	0.0	0.0
NGL	27,572.4	26,497.6	28,450.9	28,046.2	27,192.5	27,360.5	29,474.0	27,668.7	14,282.9	29,264.1	28,972.9	29,418.4	324,201.1
Sulphur	2,109.0	1,900.7	2,238.0	2,162.9	2,256.6	2,134.5	2,054.0	2,040.3	1,186.5	2,126.9	2,031.9	2,018.6	24,259.9
Sulphur Closing Inv	36,798.4	29,575.9	25,191.4	30,785.4	30,726.6	30,020.6	25,290.2	32,317.0	31,207.2	26,920.2	35,157.8	29,016.4	

Unit of Measurement: Gas and Gas equivalent products: 1000m3, Liquids: m3, Sulphur: MTS

VPR6200

Facility ID ABGP0001108

Facility Name KEYERA BRAZEAU EAST 6-12-046-14W5

Facility Licence # 9989

Facility Operator AOC0 KEYERA

Production Month	201701	201702	201703	201704	201705	201706	201707	201708	201709	201710	201711	201712	Totals
Receipts													
Receipts from Alberta Facilities	127,376.7	116,223.3	133,707.0	130,448.6	132,893.9	124,489.1	129,319.3	130,489.9	128,461.2	135,439.7	131,546.5	139,719.3	1,560,114.5
Receipts from Non-Alberta Facilities	0.0	0.0	0.0	0.0	0.0	0.0	0.0	0.0	0.0	0.0	0.0	0.0	0.0
Dispositions													
Disposition													
Battery	2.6	2.3	2.6	1.6	1.7	1.7	1.7	1.7	1.6	2.6	2.5	2.5	25.1
Gas Gathering System	429.1	393.6	451.1	534.7	425.1	357.5	371.2	322.3	317.0	393.9	401.2	324.1	4,720.8
Gas Plant	0.0	0.0	0.0	0.0	0.0	0.0	0.0	0.0	0.0	0.0	0.0	0.0	0.0
Injection Facility	2,372.3	2,141.5	2,677.5	2,495.4	2,523.3	2,533.0	2,601.1	2,582.4	2,388.0	2,519.9	2,424.2	2,573.6	29,832.2
Meter Station	119,424.2	109,077.4	125,707.7	122,942.0	125,036.5	116,954.5	121,385.1	122,412.8	121,192.9	127,411.7	124,335.8	132,133.8	1,468,014.4
Other	0.0	0.0	0.0	0.0	0.0	0.0	0.0	0.0	0.0	0.0	0.0	0.0	0.0
Alberta Commercial	1.5	1.5	1.5	1.5	1.5	1.5	1.2	2.3	3.8	1.2	0.6	1.6	19.7
Alberta Industrial	0.0	0.0	0.0	0.0	0.0	0.0	0.0	0.0	0.0	0.0	0.0	0.0	0.0
Alberta Residential	0.0	0.0	0.0	0.0	0.0	0.0	0.0	0.0	0.0	0.0	0.0	0.0	0.0
Alberta Elec.Generation	0.0	0.0	0.0	0.0	0.0	0.0	0.0	0.0	0.0	0.0	0.0	0.0	0.0
Shrinkage													
Acid Gas	0.0	0.0	0.0	0.0	0.0	0.0	0.0	0.0	0.0	0.0	0.0	0.0	0.0
Other products	3,984.7	3,596.4	4,216.4	4,076.9	3,934.9	3,787.5	3,879.9	4,241.4	3,723.0	3,787.7	3,355.4	3,513.6	46,097.8
Fuel	2,709.1	2,447.6	2,648.2	2,553.6	2,467.1	2,329.0	2,598.9	2,792.3	2,753.0	2,987.2	2,630.7	2,506.1	31,422.8
Flared	53.5	11.4	58.7	61.1	104.1	73.7	88.4	36.6	94.9	53.0	162.9	57.3	855.6
Vented	0.0	0.0	0.0	0.0	0.0	0.0	0.0	0.0	0.0	0.0	0.0	0.0	0.0
Diff and Other	-1,600.3	-1,448.4	-2,056.7	-2,218.2	-1,600.3	-1,549.3	-1,608.2	-1,901.9	-2,013.0	-1,717.5	-1,766.8	-1,393.3	-20,873.9
Process and Frac													
Pentanes Plus	6,456.7	5,708.2	7,052.5	6,595.6	6,621.5	6,559.2	6,724.3	7,683.6	5,545.6	5,384.4	5,151.9	4,865.5	74,349.0
Propane	0.0	0.0	0.0	0.0	0.0	0.0	0.0	0.0	0.0	0.0	0.0	0.0	0.0
Butanes	0.0	0.0	0.0	0.0	0.0	0.0	0.0	0.0	0.0	0.0	0.0	0.0	0.0
Ethane	0.0	0.0	0.0	0.0	0.0	0.0	0.0	0.0	0.0	0.0	0.0	0.0	0.0
NGL	10,602.0	9,687.4	11,042.1	10,898.5	10,347.6	9,830.0	10,138.8	10,708.3	10,607.6	10,912.4	9,311.9	10,165.6	124,252.2
Sulphur	0.0	0.0	0.0	0.0	0.0	0.0	0.0	0.0	0.0	0.0	0.0	0.0	0.0
Sulphur Closing Inv	0.0	0.0	0.0	0.0	0.0	0.0	0.0	0.0	0.0	0.0	0.0	0.0	0.0

Unit of Measurement: Gas and Gas equivalent products: 1000m3, Liquids: m3, Sulphur: MTS

VPR6200

Facility ID ABGP0001112

Facility Name STURGEON LAKE SOUTH 2-2-69-22w5

Facility Licence # 14895

Facility Operator OHE9 CNRL

Production Month	201701	201702	201703	201704	201705	201706	201707	201708	201709	201710	201711	201712	Totals
Receipts													
Receipts from Alberta Facilities	1,971.0	1,763.5	1,971.5	1,405.3	2,109.5	2,118.7	2,133.4	2,191.0	1,863.9	1,769.7	1,898.3	1,968.9	23,164.7
Receipts from Non-Alberta Facilities	0.0	0.0	0.0	0.0	0.0	0.0	0.0	0.0	0.0	0.0	0.0	0.0	0.0
Dispositions													
Disposition													
Battery	16.7	20.3	30.6	20.7	12.0	25.6	22.5	22.3	20.0	21.5	17.8	46.4	276.4
Gas Gathering System	0.0	0.0	0.0	0.0	0.0	0.0	0.0	0.0	0.0	0.0	0.0	0.0	0.0
Gas Plant	0.0	0.0	0.0	0.0	0.0	0.0	0.0	0.0	0.0	0.0	0.0	0.0	0.0
Injection Facility	0.0	0.0	0.0	0.0	0.0	0.0	0.0	0.0	0.0	0.0	0.0	0.0	0.0
Meter Station	759.4	645.6	826.9	593.8	945.0	916.3	912.6	933.6	775.2	619.8	669.6	663.9	9,261.7
Other	0.0	0.0	0.0	0.0	0.0	0.0	0.0	0.0	0.0	0.0	0.0	0.0	0.0
Alberta Commercial	0.0	0.0	0.0	0.0	0.0	0.0	0.0	0.0	0.0	0.0	0.0	0.0	0.0
Alberta Industrial	0.0	0.0	0.0	0.0	0.0	0.0	0.0	0.0	0.0	0.0	0.0	0.0	0.0
Alberta Residential	0.0	0.0	0.0	0.0	0.0	0.0	0.0	0.0	0.0	0.0	0.0	0.0	0.0
Alberta Elec.Generation	0.0	0.0	0.0	0.0	0.0	0.0	0.0	0.0	0.0	0.0	0.0	0.0	0.0
Shrinkage													
Acid Gas	389.2	359.0	379.0	267.2	402.5	401.0	401.7	389.4	317.9	324.7	336.0	359.7	4,327.3
Other products	159.3	148.2	158.3	137.8	152.3	182.0	165.2	165.3	145.7	134.1	192.1	162.3	1,902.6
Fuel	727.1	651.5	663.2	422.1	644.1	642.9	719.3	711.5	672.3	721.8	739.4	749.2	8,064.4
Flared	12.6	4.4	12.8	20.7	4.9	15.0	11.8	12.8	14.3	10.2	30.4	26.9	176.8
Vented	0.0	0.0	0.0	0.0	0.0	0.0	0.0	0.0	0.0	0.0	0.0	0.0	0.0
Diff and Other	-93.3	-65.5	-99.3	-57.0	-51.3	-64.1	-99.7	-43.9	-81.5	-62.4	-87.0	-39.5	-844.5
Process and Frac													
Pentanes Plus	0.0	0.0	0.0	0.0	0.0	0.0	0.0	0.0	0.0	0.0	0.0	0.0	0.0
Propane	0.0	0.0	0.0	0.0	0.0	0.0	0.0	0.0	0.0	0.0	0.0	0.0	0.0
Butanes	0.0	0.0	0.0	0.0	0.0	0.0	0.0	0.0	0.0	0.0	0.0	0.0	0.0
Ethane	0.0	0.0	0.0	0.0	0.0	0.0	0.0	0.0	0.0	0.0	0.0	0.0	0.0
NGL	669.9	626.0	668.2	579.0	644.2	766.6	696.8	691.4	609.4	562.0	805.0	682.4	8,000.9
Sulphur	516.4	281.0	416.2	291.9	433.1	435.4	422.9	407.8	331.7	341.6	365.2	382.8	4,626.0
Sulphur Closing Inv	370.3	266.8	137.1	141.7	165.6	194.1	289.7	162.9	169.7	183.3	265.4	245.7	

Unit of Measurement: Gas and Gas equivalent products: 1000m3, Liquids: m3, Sulphur: MTS

VPR6200
Facility ID ABGP0001113

Facility Name KEYERA SIMONETTE GAS PLANT 09-06

Facility Licence # 14057

Facility Operator AOC0 KEYERA

Production Month	201701	201702	201703	201704	201705	201706	201707	201708	201709	201710	201711	201712	Totals
Receipts													
Receipts from Alberta Facilities	114,461.4	93,006.7	139,884.4	67,861.4	158,327.2	182,470.3	191,883.8	69,412.5	191,037.7	199,821.0	193,079.0	188,688.3	1,789,933.7
Receipts from Non-Alberta Facilities	0.0	0.0	0.0	0.0	0.0	0.0	0.0	0.0	0.0	0.0	0.0	0.0	0.0
Dispositions													
Disposition													
Battery	147.1	160.0	182.6	108.6	143.9	169.7	166.6	67.4	162.8	160.8	166.2	201.8	1,837.5
Gas Gathering System	6,545.5	5,994.3	6,556.5	5,051.5	6,832.5	6,515.7	7,897.4	2,140.0	5,633.3	7,139.9	7,861.3	8,173.8	76,341.7
Gas Plant	0.0	0.0	0.0	0.0	0.0	0.0	0.0	0.0	0.0	0.0	0.0	0.0	0.0
Injection Facility	0.0	0.0	0.0	0.0	0.0	0.0	0.0	0.0	0.0	0.0	0.0	0.0	0.0
Meter Station	97,526.8	77,526.5	119,192.7	56,219.0	137,805.0	161,895.0	170,794.6	62,905.0	171,734.5	176,523.1	170,636.1	166,322.4	1,569,080.7
Other	0.0	0.0	0.0	0.0	0.0	0.0	0.0	0.0	0.0	0.0	0.0	0.0	0.0
Alberta Commercial	0.0	0.0	0.0	0.0	0.0	0.0	0.0	0.0	0.0	0.0	0.0	0.0	0.0
Alberta Industrial	0.0	0.0	0.0	0.0	0.0	0.0	0.0	0.0	0.0	0.0	0.0	0.0	0.0
Alberta Residential	0.0	0.0	0.0	0.0	0.0	0.0	0.0	0.0	0.0	0.0	0.0	0.0	0.0
Alberta Elec.Generation	0.0	0.0	0.0	0.0	0.0	0.0	0.0	0.0	0.0	0.0	0.0	0.0	0.0
Shrinkage													
Acid Gas	551.1	564.8	617.2	276.1	855.0	943.4	913.4	396.3	1,120.6	1,054.8	959.4	910.8	9,162.9
Other products	9,232.6	8,069.4	11,389.8	4,684.6	12,004.8	12,983.0	14,492.3	5,066.4	14,180.1	16,430.2	15,938.2	15,611.7	140,083.1
Fuel	1,081.5	993.5	1,065.5	787.7	1,326.8	1,194.0	1,173.9	565.9	1,350.3	1,373.9	1,365.7	1,229.2	13,507.9
Flared	96.8	80.6	161.5	291.0	1,256.5	157.5	170.0	344.3	243.4	124.8	173.9	273.2	3,373.5
Vented	0.0	0.0	0.0	0.0	0.0	0.0	0.0	0.0	0.0	0.0	0.0	0.0	0.0
Diff and Other	-720.0	-382.4	718.6	442.9	-1,897.3	-1,388.0	-3,724.4	-2,072.8	-3,387.3	-2,986.5	-4,021.8	-4,034.6	-23,453.6
Process and Frac													
Pentanes Plus	35,841.4	30,913.4	43,687.8	16,991.1	44,381.1	49,845.6	55,367.9	19,415.5	51,697.1	60,115.2	58,805.2	58,007.5	525,068.8
Propane	0.0	0.0	0.0	0.0	0.0	0.0	0.0	0.0	0.0	0.0	0.0	0.0	0.0
Butanes	0.0	0.0	0.0	0.0	0.0	0.0	0.0	0.0	0.0	0.0	0.0	0.0	0.0
Ethane	0.0	0.0	0.0	0.0	0.0	0.0	0.0	0.0	0.0	0.0	0.0	0.0	0.0
NGL	7,251.3	6,680.8	9,351.9	4,644.6	11,227.5	10,737.9	12,042.6	4,161.0	13,843.3	15,846.0	14,989.3	14,428.9	125,205.1
Sulphur	352.8	418.4	459.3	135.9	589.2	557.0	524.2	150.1	539.9	621.7	543.2	541.6	5,433.3
Sulphur Closing Inv	263.0	302.0	252.0	229.0	247.0	223.0	318.0	126.0	83.5	336.0	217.0	335.0	

Unit of Measurement: Gas and Gas equivalent products: 1000m3, Liquids: m3, Sulphur: MTS

VPR6200

Facility ID ABGP0001121

Facility Name KEYERA NORDEGG RIVER 6-10-044-12W5

Facility Licence # 9565

Facility Operator AOC0 KEYERA

Production Month	201701	201702	201703	201704	201705	201706	201707	201708	201709	201710	201711	201712	Totals
Receipts													
Receipts from Alberta Facilities	49,316.4	43,639.8	46,618.6	46,344.2	46,341.0	43,989.7	42,718.7	38,517.1	38,680.9	38,955.8	39,656.5	44,286.6	519,065.3
Receipts from Non-Alberta Facilities	0.0	0.0	0.0	0.0	0.0	0.0	0.0	0.0	0.0	0.0	0.0	0.0	0.0
Dispositions													
Disposition													
Battery	0.0	0.0	0.0	0.0	0.0	0.0	0.0	0.0	0.0	0.0	0.0	0.0	0.0
Gas Gathering System	3,278.0	3,285.6	3,343.0	3,136.5	3,158.7	3,011.5	3,345.5	3,372.0	3,626.4	3,750.1	3,265.4	3,580.6	40,153.3
Gas Plant	0.0	0.0	0.0	0.0	0.0	0.0	0.0	0.0	0.0	0.0	0.0	0.0	0.0
Injection Facility	0.0	0.0	0.0	0.0	0.0	0.0	0.0	0.0	0.0	0.0	0.0	0.0	0.0
Meter Station	45,164.7	39,484.9	42,309.9	42,197.2	41,946.0	39,785.7	38,117.4	33,949.1	33,936.8	33,960.8	35,201.5	39,585.3	465,639.3
Other	0.0	0.0	0.0	0.0	0.0	0.0	0.0	0.0	0.0	0.0	0.0	0.0	0.0
Alberta Commercial	0.0	0.0	0.0	0.0	0.0	0.0	0.0	0.0	0.0	0.0	0.0	0.0	0.0
Alberta Industrial	0.0	0.0	0.0	0.0	0.0	0.0	0.0	0.0	0.0	0.0	0.0	0.0	0.0
Alberta Residential	0.0	0.0	0.0	0.0	0.0	0.0	0.0	0.0	0.0	0.0	0.0	0.0	0.0
Alberta Elec.Generation	0.0	0.0	0.0	0.0	0.0	0.0	0.0	0.0	0.0	0.0	0.0	0.0	0.0
Shrinkage													
Acid Gas	0.3	0.0	1.9	1.3	10.0	5.6	2.4	7.9	8.4	7.4	4.1	7.9	57.2
Other products	844.6	858.9	814.3	806.0	844.8	819.2	798.4	813.7	740.4	766.5	803.8	869.0	9,779.6
Fuel	1,049.5	940.0	1,064.9	1,019.1	1,063.4	1,046.5	1,049.9	1,061.8	1,007.3	1,076.4	1,044.7	1,119.2	12,542.7
Flared	4.4	16.2	10.9	16.9	52.6	17.0	35.1	40.5	77.5	41.2	21.9	28.1	362.3
Vented	0.0	0.0	0.0	0.0	0.0	0.0	0.0	0.0	0.0	0.0	0.0	0.0	0.0
Diff and Other	-1,025.1	-945.8	-926.3	-832.8	-734.5	-695.8	-630.0	-727.9	-715.9	-646.6	-684.9	-903.5	-9,469.1
Process and Frac													
Pentanes Plus	2,313.5	2,395.5	2,289.5	2,329.1	2,344.0	2,047.6	1,995.9	2,006.1	1,872.1	1,767.2	1,851.8	2,165.1	25,377.4
Propane	0.0	0.0	0.0	0.0	0.0	0.0	0.0	0.0	0.0	0.0	0.0	0.0	0.0
Butanes	0.0	0.0	0.0	0.0	0.0	0.0	0.0	0.0	0.0	0.0	0.0	0.0	0.0
Ethane	0.0	0.0	0.0	0.0	0.0	0.0	0.0	0.0	0.0	0.0	0.0	0.0	0.0
NGL	1,443.0	1,431.7	1,342.3	1,276.8	1,420.1	1,563.8	1,533.2	1,582.1	1,402.8	1,594.5	1,679.7	1,681.0	17,951.0
Sulphur	0.0	0.0	0.0	0.0	0.0	0.0	0.0	0.0	0.0	0.0	0.0	0.0	0.0
Sulphur Closing Inv	0.0	0.0	0.0	0.0	0.0	0.0	0.0	0.0	0.0	0.0	0.0	0.0	0.0

Unit of Measurement: Gas and Gas equivalent products: 1000m3, Liquids: m3, Sulphur: MTS

VPR6200

Facility ID ABGP0001129

Facility Name GOLD CREEK 13-26-67-5W6

Facility Licence # 14703

Facility Operator OHE9 CNRL

Production Month	201701	201702	201703	201704	201705	201706	201707	201708	201709	201710	201711	201712	Totals
Receipts													
Receipts from Alberta Facilities	76,973.1	38,857.1	45,001.2	63,470.2	83,491.6	78,280.9	76,110.7	19,864.6	66,316.7	62,545.8	36,020.4	87,528.2	734,460.5
Receipts from Non-Alberta Facilities	0.0	0.0	0.0	0.0	0.0	0.0	0.0	0.0	0.0	0.0	0.0	0.0	0.0
Dispositions													
Disposition													
Battery	92.8	344.2	717.7	641.6	840.3	492.1	994.9	494.2	512.5	86.8	104.9	89.9	5,411.9
Gas Gathering System	92.9	61.3	0.0	0.0	15.7	0.0	158.5	33.7	59.4	398.5	300.3	696.1	1,816.4
Gas Plant	67.6	60.6	92.2	51.4	106.0	155.9	136.9	37.9	103.7	91.2	163.6	173.6	1,240.6
Injection Facility	72.0	67.0	66.0	56.4	42.5	28.3	18.0	18.6	33.9	46.7	51.4	49.8	550.6
Meter Station	70,133.9	34,617.9	39,706.8	57,859.3	76,211.4	70,895.9	68,019.1	17,194.2	60,605.1	57,259.6	32,632.0	79,681.1	664,816.3
Other	0.0	0.0	0.0	0.0	0.0	0.0	0.0	0.0	0.0	0.0	0.0	0.0	0.0
Alberta Commercial	0.0	0.0	0.0	0.0	0.0	0.0	0.0	0.0	0.0	0.0	0.0	0.0	0.0
Alberta Industrial	533.5	393.3	393.2	84.9	0.0	0.0	0.0	0.0	66.9	261.4	276.0	395.0	2,404.2
Alberta Residential	0.0	0.0	0.0	0.0	0.0	0.0	0.0	0.0	0.0	0.0	0.0	0.0	0.0
Alberta Elec.Generation	0.0	0.0	0.0	0.0	0.0	0.0	0.0	0.0	0.0	0.0	0.0	0.0	0.0
Shrinkage													
Acid Gas	1,417.3	629.1	844.0	1,076.1	1,530.3	1,614.9	1,761.7	407.1	1,447.3	1,311.4	815.2	1,920.9	14,775.3
Other products	3,893.5	2,069.4	2,551.3	4,079.7	5,125.8	4,755.5	5,137.5	1,119.4	4,561.9	3,926.4	2,098.5	5,435.9	44,754.8
Fuel	1,751.4	1,198.5	1,545.7	1,725.4	1,833.1	1,794.2	1,769.1	541.8	1,517.3	1,353.0	523.9	1,466.4	17,019.8
Flared	611.8	682.5	791.5	406.7	498.8	457.8	415.6	323.1	665.7	337.3	704.7	488.6	6,384.1
Vented	0.0	0.0	0.0	0.0	0.0	0.0	0.0	0.0	0.0	0.0	0.0	0.0	0.0
Diff and Other	-1,693.6	-1,266.7	-1,707.2	-2,511.3	-2,712.3	-1,913.7	-2,300.6	-305.4	-3,257.0	-2,526.5	-1,650.1	-2,869.1	-24,713.5
Process and Frac													
Pentanes Plus	14,562.7	7,759.4	10,566.0	16,263.9	19,874.1	18,138.8	20,541.4	4,231.4	17,996.1	15,135.1	7,969.3	21,483.9	174,522.1
Propane	0.0	0.0	0.0	0.0	0.0	0.0	0.0	0.0	0.0	0.0	0.0	0.0	0.0
Butanes	0.0	0.0	0.0	0.0	0.0	0.0	0.0	0.0	0.0	0.0	0.0	0.0	0.0
Ethane	0.0	0.0	0.0	0.0	0.0	0.0	0.0	0.0	0.0	0.0	0.0	0.0	0.0
NGL	3,530.3	1,862.2	1,483.6	2,907.8	4,113.8	4,017.7	3,576.9	991.5	3,355.4	3,217.0	1,835.6	4,021.6	34,913.4
Sulphur	1,837.8	791.2	843.0	1,122.5	1,567.0	1,763.5	1,961.7	497.4	1,624.5	1,511.7	971.8	2,255.2	16,747.3
Sulphur Closing Inv	135.1	106.3	146.5	123.4	174.4	228.7	154.0	35.8	147.7	227.5	377.9	188.4	

Unit of Measurement: Gas and Gas equivalent products: 1000m3, Liquids: m3, Sulphur: MTS

VPR6200

Facility ID ABGP0001131

Facility Name SHELL BURNT TIMBER

Facility Licence # 4160

Facility Operator A2F0

Production Month	201701	201702	201703	201704	201705	201706	201707	201708	201709	201710	201711	201712	Totals
	SHUTIN	SHUTIN											
Receipts													
Receipts from Alberta Facilities	0.0	0.0	0.0	0.0	0.0	0.0	0.0	0.0	0.0	0.0	0.0	0.0	0.0
Receipts from Non-Alberta Facilities	0.0	0.0	0.0	0.0	0.0	0.0	0.0	0.0	0.0	0.0	0.0	0.0	0.0
Dispositions													
Disposition													
Battery	0.0	0.0	0.0	0.0	0.0	0.0	0.0	0.0	0.0	0.0	0.0	0.0	0.0
Gas Gathering System	0.0	0.0	0.0	0.0	0.0	0.0	0.0	0.0	0.0	0.0	0.0	0.0	0.0
Gas Plant	0.0	0.0	0.0	0.0	0.0	0.0	0.0	0.0	0.0	0.0	0.0	0.0	0.0
Injection Facility	0.0	0.0	0.0	0.0	0.0	0.0	0.0	0.0	0.0	0.0	0.0	0.0	0.0
Meter Station	0.0	0.0	0.0	0.0	0.0	0.0	0.0	0.0	0.0	0.0	0.0	0.0	0.0
Other	0.0	0.0	0.0	0.0	0.0	0.0	0.0	0.0	0.0	0.0	0.0	0.0	0.0
Alberta Commercial	0.0	0.0	0.0	0.0	0.0	0.0	0.0	0.0	0.0	0.0	0.0	0.0	0.0
Alberta Industrial	0.0	0.0	0.0	0.0	0.0	0.0	0.0	0.0	0.0	0.0	0.0	0.0	0.0
Alberta Residential	0.0	0.0	0.0	0.0	0.0	0.0	0.0	0.0	0.0	0.0	0.0	0.0	0.0
Alberta Elec.Generation	0.0	0.0	0.0	0.0	0.0	0.0	0.0	0.0	0.0	0.0	0.0	0.0	0.0
Shrinkage													
Acid Gas	0.0	0.0	0.0	0.0	0.0	0.0	0.0	0.0	0.0	0.0	0.0	0.0	0.0
Other products	0.0	0.0	0.0	0.0	0.0	0.0	0.0	0.0	0.0	0.0	0.0	0.0	0.0
Fuel	0.0	0.0	0.0	0.0	0.0	0.0	0.0	0.0	0.0	0.0	0.0	0.0	0.0
Flared	0.0	0.0	0.0	0.0	0.0	0.0	0.0	0.0	0.0	0.0	0.0	0.0	0.0
Vented	0.0	0.0	0.0	0.0	0.0	0.0	0.0	0.0	0.0	0.0	0.0	0.0	0.0
Diff and Other	0.0	0.0	0.0	0.0	0.0	0.0	0.0	0.0	0.0	0.0	0.0	0.0	0.0
Process and Frac													
Pentanes Plus	0.0	0.0	0.0	0.0	0.0	0.0	0.0	0.0	0.0	0.0	0.0	0.0	0.0
Propane	0.0	0.0	0.0	0.0	0.0	0.0	0.0	0.0	0.0	0.0	0.0	0.0	0.0
Butanes	0.0	0.0	0.0	0.0	0.0	0.0	0.0	0.0	0.0	0.0	0.0	0.0	0.0
Ethane	0.0	0.0	0.0	0.0	0.0	0.0	0.0	0.0	0.0	0.0	0.0	0.0	0.0
NGL	0.0	0.0	0.0	0.0	0.0	0.0	0.0	0.0	0.0	0.0	0.0	0.0	0.0
Sulphur	0.0	0.0	0.0	0.0	0.0	0.0	0.0	0.0	0.0	0.0	0.0	0.0	0.0
Sulphur Closing Inv	0.0	0.0	0.0	0.0	0.0	0.0	0.0	0.0	0.0	0.0	0.0	0.0	0.0

Unit of Measurement: Gas and Gas equivalent products: 1000m3, Liquids: m3, Sulphur: MTS

VPR6200

Facility ID ABGP0001133

Facility Name KEYERA STRACHAN 11-35-037-09W5

Facility Licence # 6206

Facility Operator AOC0 KEYERA

Production Month	201701	201702	201703	201704	201705	201706	201707	201708	201709	201710	201711	201712	Totals
Receipts													
Receipts from Alberta Facilities	125,114.0	121,076.4	135,598.3	128,340.9	132,938.4	143,410.3	161,644.1	170,242.0	151,728.6	144,133.5	145,249.0	168,217.9	1,727,693.4
Receipts from Non-Alberta Facilities	0.0	0.0	0.0	0.0	0.0	0.0	0.0	0.0	0.0	0.0	0.0	0.0	0.0
Dispositions													
Disposition													
Battery	3.4	2.6	3.1	2.6	0.8	0.6	0.7	0.5	0.5	2.3	9.4	2.1	28.6
Gas Gathering System	2,170.8	2,690.5	2,499.7	2,502.5	2,457.6	2,402.3	2,545.2	2,430.3	2,263.6	2,211.5	2,209.8	2,411.8	28,795.6
Gas Plant	0.0	0.0	0.0	0.0	0.0	0.0	0.0	0.0	0.0	0.0	0.0	0.0	0.0
Injection Facility	0.0	0.0	0.0	0.0	0.0	0.0	0.0	0.0	0.0	0.0	0.0	0.0	0.0
Meter Station	99,421.1	96,860.6	109,513.0	103,699.1	107,574.9	117,573.6	133,069.3	141,563.1	125,025.7	116,167.8	119,759.1	140,232.3	1,410,459.6
Other	0.0	0.0	0.0	0.0	0.0	0.0	0.0	0.0	0.0	0.0	0.0	0.0	0.0
Alberta Commercial	0.0	0.0	0.0	0.0	0.0	0.0	0.0	0.0	0.0	0.0	0.0	0.0	0.0
Alberta Industrial	0.0	0.0	0.0	0.0	0.0	0.0	0.0	0.0	0.0	0.0	0.0	0.0	0.0
Alberta Residential	0.0	0.0	0.0	0.0	0.0	0.0	0.0	0.0	0.0	0.0	0.0	0.0	0.0
Alberta Elec.Generation	0.0	0.0	0.0	0.0	0.0	0.0	0.0	0.0	0.0	0.0	0.0	0.0	0.0
Shrinkage													
Acid Gas	8,439.4	7,755.8	8,628.0	8,087.8	8,263.7	8,280.1	8,905.9	9,113.9	7,298.6	8,922.2	8,359.6	8,928.0	100,983.0
Other products	7,321.4	6,857.2	7,756.1	7,410.1	7,811.4	7,632.4	9,491.7	9,831.8	9,530.9	9,221.8	8,527.6	10,059.5	101,451.9
Fuel	7,841.9	7,068.8	7,763.7	7,200.6	7,244.6	7,028.7	7,366.0	7,609.7	7,435.1	7,736.0	7,494.0	8,234.1	90,023.2
Flared	169.9	129.7	141.4	138.2	239.5	135.4	151.6	150.4	466.7	187.2	163.2	101.1	2,174.3
Vented	0.0	0.0	0.0	0.0	0.0	0.0	0.0	0.0	0.0	0.0	0.0	0.0	0.0
Diff and Other	-253.9	-288.8	-706.7	-700.0	-654.1	357.2	113.7	-457.7	-292.5	-315.3	-1,273.7	-1,751.0	-6,222.8
Process and Frac													
Pentanes Plus	10,321.3	8,501.7	9,667.2	8,375.0	9,681.8	11,076.0	13,418.5	13,803.3	14,802.7	14,340.7	14,001.0	16,822.5	144,811.7
Propane	0.0	0.0	0.0	0.0	0.0	0.0	0.0	0.0	0.0	0.0	0.0	0.0	0.0
Butanes	0.0	0.0	0.0	0.0	0.0	0.0	0.0	0.0	0.0	0.0	0.0	0.0	0.0
Ethane	0.0	0.0	0.0	0.0	0.0	0.0	0.0	0.0	0.0	0.0	0.0	0.0	0.0
NGL	20,034.0	19,631.5	22,133.5	21,853.4	22,389.4	20,725.6	25,880.4	26,909.7	24,944.7	24,244.1	21,798.4	25,282.3	275,827.0
Sulphur	7,964.1	7,797.1	7,937.1	7,789.3	7,852.6	7,723.0	8,165.4	8,247.6	6,816.7	9,158.8	8,210.8	8,369.4	96,031.9
Sulphur Closing Inv	65,655.7	57,887.2	48,673.8	42,711.0	27,532.2	38,941.4	48,981.1	40,491.7	39,086.0	34,116.8	30,628.6	23,236.7	

Unit of Measurement: Gas and Gas equivalent products: 1000m3, Liquids: m3, Sulphur: MTS

VPR6200

Facility ID ABGP0001134

Facility Name PENGROWTH QUIRK CREEK

Facility Licence # 3073

Facility Operator A5R5 PENGROWTH

Production Month	201701	201702	201703	201704	201705	201706	201707	201708	201709	201710	201711	201712	Totals
Receipts													
Receipts from Alberta Facilities	21,846.1	19,550.2	18,599.7	19,379.8	19,574.3	1,216.4	21,671.9	20,255.5	19,421.1	19,380.8	17,764.2	18,094.5	216,754.5
Receipts from Non-Alberta Facilities	0.0	0.0	0.0	0.0	0.0	0.0	0.0	0.0	0.0	0.0	0.0	0.0	0.0
Dispositions													
Disposition													
Battery	110.5	98.9	97.9	89.6	96.7	18.5	73.6	76.5	76.2	80.7	85.7	89.7	994.5
Gas Gathering System	421.7	375.6	367.0	408.6	423.9	46.4	443.6	428.0	420.7	0.0	0.0	0.0	3,335.5
Gas Plant	0.0	0.0	0.0	0.0	0.0	0.0	0.0	0.0	0.0	0.0	0.0	0.0	0.0
Injection Facility	0.0	0.0	0.0	0.0	0.0	0.0	0.0	0.0	0.0	0.0	0.0	0.0	0.0
Meter Station	14,675.9	12,895.5	12,443.1	12,612.8	12,506.1	447.1	14,516.3	13,573.9	12,907.8	12,893.5	11,442.2	11,580.3	142,494.5
Other	0.0	0.0	0.0	0.0	0.0	0.0	0.0	0.0	0.0	0.0	0.0	0.0	0.0
Alberta Commercial	0.0	0.0	0.0	0.0	0.0	0.0	0.0	0.0	0.0	0.0	0.0	0.0	0.0
Alberta Industrial	0.0	0.0	0.0	0.0	0.0	0.0	0.0	0.0	0.0	0.0	0.0	0.0	0.0
Alberta Residential	0.0	0.0	0.0	0.0	0.0	0.0	0.0	0.0	0.0	0.0	0.0	0.0	0.0
Alberta Elec.Generation	0.0	0.0	0.0	0.0	0.0	0.0	0.0	0.0	0.0	0.0	0.0	0.0	0.0
Shrinkage													
Acid Gas	2,228.1	1,964.4	1,937.0	2,161.8	2,179.6	151.3	2,358.4	2,248.4	2,182.1	2,193.4	2,000.4	2,046.3	23,651.2
Other products	1,924.7	1,703.7	1,386.3	1,807.4	1,833.3	30.0	1,800.7	1,859.8	1,773.9	1,786.7	1,553.1	1,620.0	19,079.6
Fuel	2,744.3	2,621.3	2,581.3	2,641.5	2,829.2	625.0	2,749.7	2,603.6	2,584.1	2,857.3	2,732.2	2,981.3	30,550.8
Flared	152.4	164.8	163.2	22.9	4.4	99.2	75.8	24.5	4.8	17.2	25.6	8.4	763.2
Vented	0.0	0.0	0.0	0.0	0.0	0.0	0.0	0.0	0.0	0.0	0.0	0.0	0.0
Diff and Other	-411.5	-274.0	-376.1	-364.8	-298.9	-201.1	-346.2	-559.2	-528.5	-448.0	-75.0	-231.5	-4,114.8
Process and Frac													
Pentanes Plus	0.0	0.0	0.0	0.0	0.0	0.0	0.0	0.0	0.0	0.0	0.0	0.0	0.0
Propane	0.0	0.0	0.0	0.0	0.0	0.0	0.0	0.0	0.0	0.0	0.0	0.0	0.0
Butanes	0.0	0.0	0.0	0.0	0.0	0.0	0.0	0.0	0.0	0.0	0.0	0.0	0.0
Ethane	0.0	0.0	0.0	0.0	0.0	0.0	0.0	0.0	0.0	0.0	0.0	0.0	0.0
NGL	7,885.9	6,943.8	5,676.8	7,363.3	7,487.1	122.5	7,422.6	7,671.0	7,321.2	7,365.3	6,390.5	6,666.7	78,316.7
Sulphur	2,051.7	1,740.6	1,723.5	1,979.6	2,243.7	79.7	1,981.3	2,103.0	1,995.3	2,029.6	1,707.0	1,880.4	21,515.4
Sulphur Closing Inv	361.5	336.0	361.5	327.5	119.4	68.4	344.5	310.5	302.0	323.3	340.3	361.5	

Unit of Measurement: Gas and Gas equivalent products: 1000m3, Liquids: m3, Sulphur: MTS

VPR6200

Facility ID ABGP0001141

Facility Name HUSKY STRACHAN 4-2

Facility Licence # 6207

Facility Operator OR46 HUSKY

Production Month	201701	201702	201703	201704	201705	201706	201707	201708	201709	201710	201711	201712	Totals
Receipts													
Receipts from Alberta Facilities	121,075.8	108,976.6	111,066.2	115,185.0	117,608.9	112,475.1	114,680.6	115,406.9	110,599.2	112,706.7	108,740.1	111,472.1	1,359,993.2
Receipts from Non-Alberta Facilities	0.0	0.0	0.0	0.0	0.0	0.0	0.0	0.0	0.0	0.0	0.0	0.0	0.0
Dispositions													
Disposition													
Battery	4,596.8	4,276.5	4,223.4	4,061.1	4,186.4	3,721.7	3,915.6	3,733.7	3,925.0	4,028.6	3,908.0	4,275.2	48,852.0
Gas Gathering System	1,749.1	1,789.0	1,776.4	1,831.2	1,787.1	1,837.1	1,855.1	1,967.3	1,893.1	2,194.5	2,156.8	2,206.5	23,043.2
Gas Plant	0.0	0.0	0.0	0.0	0.0	0.0	0.0	0.0	0.0	0.0	0.0	0.0	0.0
Injection Facility	0.0	0.0	0.0	0.0	0.0	0.0	0.0	0.0	0.0	0.0	0.0	0.0	0.0
Meter Station	96,314.2	86,606.9	87,804.2	90,131.1	94,144.6	89,651.2	91,648.6	91,941.6	87,494.6	88,079.9	84,415.7	86,731.1	1,074,963.7
Other	0.0	0.0	0.0	0.0	0.0	0.0	0.0	0.0	0.0	0.0	0.0	0.0	0.0
Alberta Commercial	0.0	0.0	0.0	0.0	0.0	0.0	0.0	0.0	0.0	0.0	0.0	0.0	0.0
Alberta Industrial	0.0	0.0	0.0	0.0	0.0	0.0	0.0	0.0	0.0	0.0	0.0	0.0	0.0
Alberta Residential	0.0	0.0	0.0	0.0	0.0	0.0	0.0	0.0	0.0	0.0	0.0	0.0	0.0
Alberta Elec.Generation	0.0	0.0	0.0	0.0	0.0	0.0	0.0	0.0	0.0	0.0	0.0	0.0	0.0
Shrinkage													
Acid Gas	13,214.2	11,979.9	11,813.9	12,544.2	13,049.6	12,800.2	13,189.2	13,312.7	12,974.6	13,242.9	12,268.8	12,201.1	152,591.3
Other products	204.1	161.8	155.0	178.6	165.5	161.9	129.4	177.5	127.1	156.3	130.2	150.1	1,897.5
Fuel	7,523.0	6,792.0	7,088.0	7,067.1	5,920.0	5,532.9	5,483.0	5,386.9	5,298.0	5,630.0	6,003.9	6,123.0	73,847.8
Flared	0.4	0.3	0.2	124.1	31.3	0.2	221.4	0.2	2.2	13.1	115.6	50.4	559.4
Vented	0.0	0.0	0.0	0.0	0.0	0.0	0.0	0.0	0.0	0.0	0.0	0.0	0.0
Diff and Other	-2,526.0	-2,629.8	-1,794.9	-752.4	-1,675.6	-1,230.1	-1,761.7	-1,113.0	-1,115.4	-638.6	-258.9	-265.3	-15,761.7
Process and Frac													
Pentanes Plus	987.7	782.7	750.2	864.3	800.9	783.2	626.2	859.0	615.1	756.2	630.0	726.5	9,182.0
Propane	0.0	0.0	0.0	0.0	0.0	0.0	0.0	0.0	0.0	0.0	0.0	0.0	0.0
Butanes	0.0	0.0	0.0	0.0	0.0	0.0	0.0	0.0	0.0	0.0	0.0	0.0	0.0
Ethane	0.0	0.0	0.0	0.0	0.0	0.0	0.0	0.0	0.0	0.0	0.0	0.0	0.0
NGL	0.0	0.0	0.0	0.0	0.0	0.0	0.0	0.0	0.0	0.0	0.0	0.0	0.0
Sulphur	10,971.5	9,983.0	9,882.1	10,560.3	11,120.3	10,742.3	10,989.4	10,803.1	10,556.5	10,846.4	10,481.6	10,780.1	127,716.6
Sulphur Closing Inv	216,487.2	215,900.9	213,065.2	213,881.5	210,616.7	210,345.7	207,495.7	209,835.7	201,971.7	202,822.7	203,429.7	235,183.7	

Unit of Measurement: Gas and Gas equivalent products: 1000m3, Liquids: m3, Sulphur: MTS

VPR6200

Facility ID ABGP0001144

Facility Name SEMCAMS KAYBOB SOUTH #3

Facility Licence # 13512

Facility Operator A1YD SEMCAMS ULC

Production Month	201701	201702	201703	201704	201705	201706	201707	201708	201709	201710	201711	201712	Totals
Receipts													
Receipts from Alberta Facilities	226,370.0	210,842.7	224,214.9	250,652.3	107,003.1	83,456.1	240,656.3	239,133.0	212,996.9	212,919.3	242,119.4	260,867.1	2,511,231.1
Receipts from Non-Alberta Facilities	0.0	0.0	0.0	0.0	0.0	0.0	0.0	0.0	0.0	0.0	0.0	0.0	0.0
Dispositions													
Disposition													
Battery	387.2	392.7	392.9	172.3	178.7	124.1	384.3	333.0	315.1	362.2	328.3	302.2	3,673.0
Gas Gathering System	0.0	0.0	0.0	0.0	0.0	0.0	0.0	0.0	0.0	0.0	0.0	0.0	0.0
Gas Plant	0.0	0.0	0.0	0.0	0.0	0.0	0.0	0.0	0.0	0.0	0.0	0.0	0.0
Injection Facility	0.0	0.0	0.0	0.0	0.0	0.0	0.0	0.0	0.0	0.0	0.0	0.0	0.0
Meter Station	191,095.9	180,052.5	190,888.9	217,371.9	90,759.9	72,632.7	207,766.9	206,838.8	183,600.8	183,498.0	210,686.9	227,077.9	2,162,271.1
Other	0.0	0.0	0.0	0.0	0.0	0.0	0.0	0.0	0.0	0.0	0.0	0.0	0.0
Alberta Commercial	0.0	0.0	0.0	0.0	0.0	0.0	0.0	0.0	0.0	0.0	0.0	0.0	0.0
Alberta Industrial	0.0	0.0	0.0	0.0	0.0	0.0	0.0	0.0	0.0	0.0	0.0	0.0	0.0
Alberta Residential	0.0	0.0	0.0	0.0	0.0	0.0	0.0	0.0	0.0	0.0	0.0	0.0	0.0
Alberta Elec.Generation	0.0	0.0	0.0	0.0	0.0	0.0	0.0	0.0	0.0	0.0	0.0	0.0	0.0
Shrinkage													
Acid Gas	12,188.8	10,714.7	11,845.1	13,268.6	5,709.9	4,609.8	13,267.5	13,003.6	11,599.4	11,167.8	12,635.3	12,739.6	132,750.1
Other products	11,290.4	10,024.5	10,712.2	10,945.3	4,731.7	3,397.6	11,203.9	11,063.9	9,564.2	10,249.3	10,963.8	11,574.4	115,721.2
Fuel	13,117.5	12,042.4	13,383.4	12,281.8	6,889.2	5,831.6	11,302.6	10,988.0	10,387.4	10,756.0	11,417.3	12,201.2	130,598.4
Flared	19.6	19.3	11.2	14.5	101.0	79.0	27.1	92.7	10.1	21.3	36.2	22.9	454.9
Vented	2.0	1.9	2.0	1.9	2.0	1.9	2.0	2.0	0.6	0.6	0.6	0.6	18.1
Diff and Other	-1,731.4	-2,405.3	-3,020.8	-3,404.0	-1,369.3	-3,220.6	-3,298.0	-3,189.0	-2,480.7	-3,135.9	-3,949.0	-3,051.7	-34,255.7
Process and Frac													
Pentanes Plus	8,129.8	5,513.7	6,016.7	5,614.8	2,609.2	2,473.9	5,804.2	5,083.8	4,699.0	3,723.7	5,379.6	4,639.0	59,687.4
Propane	0.0	0.0	0.0	0.0	0.0	0.0	0.0	0.0	0.0	0.0	0.0	0.0	0.0
Butanes	0.0	0.0	0.0	0.0	0.0	0.0	0.0	0.0	0.0	0.0	0.0	0.0	0.0
Ethane	0.0	0.0	0.0	0.0	0.0	0.0	0.0	0.0	0.0	0.0	0.0	0.0	0.0
NGL	38,261.3	35,606.0	37,734.3	39,238.3	16,832.8	11,588.5	40,189.6	40,279.6	36,089.5	38,073.6	39,577.7	42,585.7	416,056.9
Sulphur	10,317.8	9,104.9	9,989.0	11,081.5	4,896.2	3,989.2	11,575.0	11,522.9	10,276.5	10,024.6	11,534.8	10,794.6	115,107.0
Sulphur Closing Inv	161,366.6	149,952.0	150,033.3	150,553.2	155,449.4	148,963.7	150,526.4	151,912.3	151,544.5	161,569.1	163,148.1	164,805.1	

Unit of Measurement: Gas and Gas equivalent products: 1000m3, Liquids: m3, Sulphur: MTS

VPR6200
Facility ID ABGP0001147

Facility Name VERESEN HYTHE 11-18-074-12W6 GP

Facility Licence # 21911

Facility Operator A734 VMGP

Production Month	201701	201702	201703	201704	201705	201706	201707	201708	201709	201710	201711	201712	Totals
Receipts													
Receipts from Alberta Facilities	326,964.0	288,548.7	330,500.1	329,198.8	285,996.3	289,909.5	315,320.2	290,908.1	319,066.2	335,096.0	321,210.7	326,555.3	3,759,273.9
Receipts from Non-Alberta Facilities	0.0	0.0	0.0	0.0	0.0	0.0	0.0	0.0	0.0	0.0	0.0	0.0	0.0
Dispositions													
Disposition													
Battery	165.6	161.4	175.5	151.4	3.8	97.2	234.2	232.2	255.0	259.5	296.6	323.2	2,355.6
Gas Gathering System	414.2	374.1	414.2	400.8	414.2	400.8	414.2	414.2	400.8	414.2	400.8	414.2	4,876.7
Gas Plant	0.0	0.0	0.0	0.0	0.0	0.0	0.0	0.0	0.0	0.0	0.0	0.0	0.0
Injection Facility	0.0	0.0	0.0	0.0	0.0	0.0	0.0	0.0	0.0	0.0	0.0	0.0	0.0
Meter Station	323,109.8	285,482.5	327,225.5	325,517.6	283,183.2	283,805.0	310,419.5	286,326.3	314,350.1	330,208.4	316,426.7	320,729.7	3,706,784.3
Other	0.0	0.0	0.0	0.0	0.0	0.0	0.0	0.0	0.0	0.0	0.0	0.0	0.0
Alberta Commercial	0.0	0.0	0.0	0.0	0.0	0.0	0.0	0.0	0.0	0.0	0.0	0.0	0.0
Alberta Industrial	0.0	0.0	0.0	0.0	0.0	0.0	0.0	0.0	0.0	0.0	0.0	0.0	0.0
Alberta Residential	0.0	0.0	0.0	0.0	0.0	0.0	0.0	0.0	0.0	0.0	0.0	0.0	0.0
Alberta Elec.Generation	0.0	0.0	0.0	0.0	0.0	0.0	0.0	0.0	0.0	0.0	0.0	0.0	0.0
Shrinkage													
Acid Gas	1,363.0	1,254.1	1,424.4	1,431.4	1,024.5	887.0	1,069.2	1,085.1	1,110.3	1,277.4	1,269.6	1,248.3	14,444.3
Other products	1,401.2	1,237.0	1,472.4	1,386.3	1,166.5	1,606.9	1,881.5	1,779.0	1,805.1	1,948.7	2,111.5	2,760.3	20,556.4
Fuel	1,848.9	1,612.7	1,840.5	1,780.4	1,579.5	1,851.5	1,884.9	1,826.0	1,519.5	1,907.2	1,860.1	1,890.5	21,401.7
Flared	215.8	225.8	257.3	252.5	245.8	367.2	404.1	389.4	337.4	280.2	153.5	356.9	3,485.9
Vented	0.0	0.0	0.0	0.0	0.0	0.0	0.0	0.0	0.0	0.0	0.0	0.0	0.0
Diff and Other	-1,554.5	-1,798.9	-2,309.7	-1,721.6	-1,621.2	893.9	-987.4	-1,144.1	-712.0	-1,199.6	-1,308.1	-1,167.8	-14,631.0
Process and Frac													
Pentanes Plus	3,029.5	2,590.6	3,133.1	3,255.8	2,267.9	2,585.8	2,268.9	2,204.5	1,834.3	1,970.1	1,823.8	1,767.6	28,731.9
Propane	0.0	0.0	0.0	0.0	0.0	0.0	0.0	0.0	0.0	0.0	0.0	0.0	0.0
Butanes	0.0	0.0	0.0	0.0	0.0	0.0	0.0	0.0	0.0	0.0	0.0	0.0	0.0
Ethane	0.0	0.0	0.0	0.0	0.0	0.0	0.0	0.0	0.0	0.0	0.0	0.0	0.0
NGL	3,191.8	2,948.5	3,461.5	2,967.2	2,921.9	4,481.5	6,011.9	5,670.0	6,078.8	6,590.3	7,380.3	10,109.2	61,812.9
Sulphur	986.0	926.2	1,054.1	1,027.9	747.6	653.1	806.8	865.0	849.1	935.1	994.8	990.3	10,836.0
Sulphur Closing Inv	704.5	684.8	743.8	256.6	13.8	441.7	498.8	577.9	442.1	679.1	683.0	613.4	

Unit of Measurement: Gas and Gas equivalent products: 1000m3, Liquids: m3, Sulphur: MTS

VPR6200

Facility ID ABGP0001268

Facility Name ROSEVEAR 16-11 GAS PLANT

Facility Licence # 12454

Facility Operator A5RX BEC

Production Month	201701	201702	201703	201704	201705	201706	201707	201708	201709	201710	201711	201712	Totals	
Receipts														
Receipts from Alberta Facilities	34,243.5	30,112.8	41,199.3	39,216.5	40,064.4	40,341.2	40,887.7	44,307.7	42,551.2	36,553.1	43,314.8	43,996.6	476,788.8	
Receipts from Non-Alberta Facilities	0.0	0.0	0.0	0.0	0.0	0.0	0.0	0.0	0.0	0.0	0.0	0.0	0.0	
Dispositions														
Disposition	Battery	13.9	7.3	14.2	13.9	14.2	10.1	10.5	10.4	10.4	8.1	10.3	10.7	134.0
	Gas Gathering System	309.2	299.6	355.2	317.7	287.6	286.6	344.2	345.0	337.2	289.1	344.1	351.3	3,866.8
	Gas Plant	0.0	0.0	0.0	0.0	0.0	0.0	0.0	0.0	0.0	0.0	0.0	0.0	0.0
	Injection Facility	0.0	0.0	0.0	0.0	0.0	0.0	0.0	0.0	0.0	0.0	0.0	0.0	0.0
	Meter Station	32,852.7	28,837.7	39,096.9	36,935.6	37,943.2	38,300.7	38,931.1	42,151.2	40,967.5	34,753.6	41,199.9	41,866.1	453,836.2
	Other	0.0	0.0	0.0	0.0	0.0	0.0	0.0	0.0	0.0	0.0	0.0	0.0	0.0
	Alberta Commercial	0.0	0.0	0.0	0.0	0.0	0.0	0.0	0.0	0.0	0.0	0.0	0.0	0.0
	Alberta Industrial	0.0	0.0	0.0	0.0	0.0	0.0	0.0	0.0	0.0	0.0	0.0	0.0	0.0
	Alberta Residential	0.0	0.0	0.0	0.0	0.0	0.0	0.0	0.0	0.0	0.0	0.0	0.0	0.0
	Alberta Elec.Generation	0.0	0.0	0.0	0.0	0.0	0.0	0.0	0.0	0.0	0.0	0.0	0.0	0.0
Shrinkage	Acid Gas	0.0	0.0	0.0	0.0	0.0	0.0	0.0	0.0	0.0	0.0	0.0	0.0	0.0
	Other products	1,183.5	1,011.1	1,591.6	1,807.1	1,689.2	1,802.5	1,629.8	1,603.8	1,477.1	1,276.7	1,597.1	1,651.0	18,320.5
Fuel		266.5	235.9	275.2	276.1	312.1	286.2	281.2	283.4	295.2	278.5	366.0	347.7	3,504.0
Flared		1.5	0.0	2.1	3.0	6.6	5.0	0.2	317.2	16.4	150.4	1.9	0.9	505.2
Vented		0.0	0.0	0.0	0.0	0.0	0.0	0.0	0.0	9.0	9.3	0.6	0.5	19.4
Diff and Other		-383.8	-278.8	-135.9	-136.9	-188.5	-349.9	-309.3	-403.3	-561.6	-212.6	-205.1	-231.6	-3,397.3
Process and Frac														
	Pentanes Plus	1,221.9	1,088.7	2,023.1	2,077.5	1,646.5	1,857.8	1,681.1	2,043.8	1,851.4	1,356.2	1,829.9	2,013.6	20,691.5
	Propane	0.0	0.0	0.0	0.0	0.0	0.0	0.0	0.0	0.0	0.0	0.0	0.0	0.0
	Butanes	0.0	0.0	0.0	0.0	0.0	0.0	0.0	0.0	0.0	0.0	0.0	0.0	0.0
	Ethane	0.0	0.0	0.0	0.0	0.0	0.0	0.0	0.0	0.0	0.0	0.0	0.0	0.0
	NGL	3,881.8	3,273.3	4,884.2	5,628.3	5,564.9	5,846.7	5,283.7	4,929.1	4,570.2	4,159.7	5,006.3	5,065.5	58,093.7
	Sulphur	0.0	0.0	0.0	0.0	0.0	0.0	0.0	0.0	0.0	0.0	0.0	0.0	0.0
	Sulphur Closing Inv	0.0	0.0	0.0	0.0	0.0	0.0	0.0	0.0	0.0	0.0	0.0	0.0	0.0

Unit of Measurement: Gas and Gas equivalent products: 1000m3, Liquids: m3, Sulphur: MTS

VPR6200
Facility ID ABGP0001296

Facility Name TEEPEE 7-2-74-4W6

Facility Licence # 15443

Facility Operator OHE9 CNRL

Production Month	201701	201702	201703	201704	201705	201706	201707	201708	201709	201710	201711	201712	Totals
Receipts													
Receipts from Alberta Facilities	11,927.6	10,340.7	11,499.8	10,222.5	8,880.6	3,483.6	15,275.8	12,532.1	13,862.5	16,731.3	16,825.9	18,099.1	149,681.5
Receipts from Non-Alberta Facilities	0.0	0.0	0.0	0.0	0.0	0.0	0.0	0.0	0.0	0.0	0.0	0.0	0.0
Dispositions													
Disposition													
Battery	791.2	705.8	756.9	698.7	638.8	349.9	562.2	588.1	412.0	498.6	542.9	548.0	7,093.1
Gas Gathering System	388.2	295.8	292.4	276.2	269.0	105.9	256.0	261.7	320.7	315.8	307.2	343.4	3,432.3
Gas Plant	0.0	0.0	0.0	0.0	0.0	0.0	0.0	0.0	0.0	0.0	0.0	0.0	0.0
Injection Facility	0.0	0.0	0.0	0.0	0.0	0.0	0.0	0.0	0.0	0.0	0.0	0.0	0.0
Meter Station	9,474.0	8,212.8	9,321.8	8,352.4	7,151.6	2,521.1	13,637.4	10,953.8	11,940.9	14,485.4	14,503.9	15,519.4	126,074.5
Other	0.0	0.0	0.0	0.0	0.0	0.0	0.0	0.0	0.0	0.0	0.0	0.0	0.0
Alberta Commercial	0.0	0.0	0.0	0.0	0.0	0.0	0.0	0.0	0.0	0.0	0.0	0.0	0.0
Alberta Industrial	0.0	0.0	0.0	0.0	0.0	0.0	0.0	0.0	0.0	0.0	0.0	0.0	0.0
Alberta Residential	0.0	0.0	0.0	0.0	0.0	0.0	0.0	0.0	0.0	0.0	0.0	0.0	0.0
Alberta Elec.Generation	0.0	0.0	0.0	0.0	0.0	0.0	0.0	0.0	0.0	0.0	0.0	0.0	0.0
Shrinkage													
Acid Gas	515.0	455.3	489.2	472.5	440.8	171.1	588.2	568.9	634.4	668.5	681.7	702.9	6,388.5
Other products	324.2	310.4	338.4	311.9	250.4	80.9	290.5	264.2	230.7	295.8	289.1	296.2	3,282.7
Fuel	496.6	439.2	417.4	426.4	400.3	343.8	446.4	471.9	438.6	515.4	502.2	495.9	5,394.1
Flared	51.5	53.8	40.1	75.4	122.6	45.2	42.8	57.9	58.5	53.1	71.3	66.9	739.1
Vented	0.0	0.0	0.0	0.0	0.0	0.0	0.0	0.0	0.0	0.0	0.0	0.0	0.0
Diff and Other	-113.1	-132.4	-156.4	-391.0	-392.9	-134.3	-547.7	-634.4	-173.3	-101.3	-72.4	126.4	-2,722.8
Process and Frac													
Pentanes Plus	272.9	266.7	331.1	296.3	310.4	85.9	265.8	352.5	233.4	373.8	366.3	366.1	3,521.2
Propane	0.0	0.0	0.0	0.0	0.0	0.0	0.0	0.0	0.0	0.0	0.0	0.0	0.0
Butanes	0.0	0.0	0.0	0.0	0.0	0.0	0.0	0.0	0.0	0.0	0.0	0.0	0.0
Ethane	0.0	0.0	0.0	0.0	0.0	0.0	0.0	0.0	0.0	0.0	0.0	0.0	0.0
NGL	1,132.6	1,081.0	1,159.6	1,069.9	823.3	277.4	1,066.2	843.2	792.4	982.4	952.2	978.1	11,158.3
Sulphur	496.5	461.5	517.5	486.7	439.0	140.8	543.7	523.6	614.0	22.8	592.9	42.6	4,881.6
Sulphur Closing Inv	228.6	156.6	226.0	168.6	0.0	57.1	101.0	126.3	157.5	180.3	116.8	159.4	

Unit of Measurement: Gas and Gas equivalent products: 1000m3, Liquids: m3, Sulphur: MTS

VPR6200

Facility ID ABGP0001360

Facility Name PETRO-CAN HANLAN

Facility Licence # 11504

Facility Operator A68P

Production Month	201701	201702	201703	201704	201705	201706	201707	201708	201709	201710	201711	201712	Totals
Receipts													
Receipts from Alberta Facilities	159,980.8	140,662.3	144,890.7	140,524.5	148,491.8	140,108.6	147,721.2	141,772.5	124,759.4	112,737.5	127,734.9	132,055.1	1,661,439.3
Receipts from Non-Alberta Facilities	0.0	0.0	0.0	0.0	0.0	0.0	0.0	0.0	0.0	0.0	0.0	0.0	0.0
Dispositions													
Disposition													
Battery	2,146.8	1,745.7	1,774.1	1,898.0	2,001.4	1,821.6	1,880.5	1,833.1	1,545.6	1,776.0	1,818.1	1,873.4	22,114.3
Gas Gathering System	1,469.7	2,547.5	2,888.6	2,797.6	3,168.4	2,696.0	3,086.2	3,003.5	2,953.0	2,253.3	2,932.1	3,042.4	32,838.3
Gas Plant	0.0	0.0	0.0	0.0	0.0	0.0	0.0	0.0	0.0	0.0	0.0	0.0	0.0
Injection Facility	0.1	0.0	1.9	0.0	1.1	0.6	0.3	0.9	1.6	0.9	0.5	1.2	9.1
Meter Station	139,746.0	123,083.1	126,154.8	120,978.8	129,000.5	122,532.8	128,763.3	124,514.3	107,342.1	99,031.8	110,896.9	114,016.7	1,446,061.1
Other	43.3	35.1	36.9	45.0	32.4	35.8	30.2	34.8	34.0	5.4	34.0	48.3	415.2
Alberta Commercial	0.0	0.0	0.0	0.0	0.0	0.0	0.0	0.0	0.0	0.0	0.0	0.0	0.0
Alberta Industrial	0.0	0.0	0.0	0.0	0.0	0.0	0.0	0.0	0.0	0.0	0.0	0.0	0.0
Alberta Residential	0.0	0.0	0.0	0.0	0.0	0.0	0.0	0.0	0.0	0.0	0.0	0.0	0.0
Alberta Elec.Generation	0.0	0.0	0.0	0.0	0.0	0.0	0.0	0.0	0.0	0.0	0.0	0.0	0.0
Shrinkage													
Acid Gas	10,642.9	8,774.2	9,261.6	10,121.4	9,988.2	9,475.4	10,316.8	9,058.4	9,002.5	6,102.3	8,266.2	8,908.1	109,918.0
Other products	947.6	892.1	955.1	900.6	934.1	881.8	905.1	903.5	821.0	801.2	818.1	759.7	10,519.9
Fuel	4,197.2	3,565.0	3,917.9	3,751.6	3,664.6	3,346.6	3,368.6	3,409.6	3,400.1	3,600.0	3,587.6	3,716.9	43,525.7
Flared	70.4	64.9	86.8	67.2	113.3	74.5	40.8	45.0	190.8	163.9	60.8	67.1	1,045.5
Vented	0.0	0.0	0.0	0.0	0.0	0.0	0.0	0.0	0.0	0.0	0.0	0.0	0.0
Diff and Other	716.8	-45.3	-187.0	-35.7	-412.2	-756.5	-670.6	-1,030.6	-531.3	-997.3	-679.4	-378.7	-5,007.8
Process and Frac													
Pentanes Plus	1,794.1	1,567.7	1,513.1	1,733.9	1,722.5	1,657.4	1,744.6	1,710.1	1,433.8	1,273.0	1,396.3	1,243.0	18,789.5
Propane	0.0	0.0	0.0	0.0	0.0	0.0	0.0	0.0	0.0	0.0	0.0	0.0	0.0
Butanes	0.0	0.0	0.0	0.0	0.0	0.0	0.0	0.0	0.0	0.0	0.0	0.0	0.0
Ethane	0.0	0.0	0.0	0.0	0.0	0.0	0.0	0.0	0.0	0.0	0.0	0.0	0.0
NGL	2,273.1	2,228.1	2,533.7	2,138.0	2,291.7	2,140.5	2,168.5	2,190.0	2,093.4	2,158.5	2,080.1	1,976.8	26,272.4
Sulphur	7,998.0	6,433.0	6,748.3	7,764.1	7,214.0	4,549.0	7,560.0	6,584.7	7,266.9	4,859.6	5,198.4	5,868.4	78,044.4
Sulphur Closing Inv	36,417.0	41,328.0	40,142.0	35,833.0	43,047.0	37,101.0	33,701.0	42,903.0	37,077.0	36,161.0	37,201.0	34,606.0	

Unit of Measurement: Gas and Gas equivalent products: 1000m3, Liquids: m3, Sulphur: MTS

VPR6200
Facility ID ABGP0001402

Facility Name KEYERA PEMBINA GAS PLANT 11-22

Facility Licence # 11490

Facility Operator AOC0 KEYERA

Production Month	201701	201702	201703	201704	201705	201706	201707	201708	201709	201710	201711	201712	Totals
Receipts													
Receipts from Alberta Facilities	13,381.1	12,193.0	13,744.4	14,483.9	13,602.5	13,460.0	12,591.4	12,515.7	12,759.6	16,255.4	15,185.7	14,745.2	164,917.9
Receipts from Non-Alberta Facilities	0.0	0.0	0.0	0.0	0.0	0.0	0.0	0.0	0.0	0.0	0.0	0.0	0.0
Dispositions													
Disposition													
Battery	0.0	0.0	0.0	0.0	0.0	0.0	0.0	0.0	0.0	0.0	0.0	0.0	0.0
Gas Gathering System	59.8	42.5	40.7	58.2	52.7	53.4	45.1	47.1	87.2	142.4	149.4	171.0	949.5
Gas Plant	11,663.4	10,377.3	11,667.7	12,511.3	11,777.3	11,624.8	11,070.0	10,844.6	10,833.4	13,899.4	12,813.4	12,310.7	141,393.3
Injection Facility	132.2	129.3	159.7	170.4	165.7	169.6	161.4	138.4	161.4	208.4	229.5	239.4	2,065.4
Meter Station	0.0	0.0	0.0	0.0	0.0	0.0	0.0	0.0	0.0	0.0	0.0	0.0	0.0
Other	0.0	0.0	0.0	0.0	0.0	0.0	0.0	0.0	0.0	0.0	0.0	0.0	0.0
Alberta Commercial	0.0	0.0	0.0	0.0	0.0	0.0	0.0	0.0	0.0	0.0	0.0	0.0	0.0
Alberta Industrial	0.0	0.0	0.0	0.0	0.0	0.0	0.0	0.0	0.0	0.0	0.0	0.0	0.0
Alberta Residential	0.0	0.0	0.0	0.0	0.0	0.0	0.0	0.0	0.0	0.0	0.0	0.0	0.0
Alberta Elec.Generation	0.0	0.0	0.0	0.0	0.0	0.0	0.0	0.0	0.0	0.0	0.0	0.0	0.0
Shrinkage													
Acid Gas	0.0	0.0	0.0	0.0	0.0	0.0	0.0	0.0	0.0	0.0	0.0	0.0	0.0
Other products	1,168.0	1,170.5	1,263.9	1,226.3	1,317.7	1,239.6	1,029.7	1,107.5	1,470.7	2,002.0	1,969.4	1,817.0	16,782.3
Fuel	752.1	749.3	840.5	820.4	786.1	777.9	702.2	747.3	752.8	906.8	970.3	857.9	9,663.6
Flared	10.0	17.2	3.9	0.3	0.6	29.8	18.3	53.0	33.9	25.4	31.5	31.8	255.7
Vented	0.0	0.0	0.0	0.0	0.0	0.0	0.0	0.0	0.0	0.0	0.0	0.0	0.0
Diff and Other	-404.4	-293.1	-232.0	-303.0	-497.6	-435.1	-435.3	-422.2	-579.8	-929.0	-977.8	-682.6	-6,191.9
Process and Frac													
Pentanes Plus	1,554.7	1,169.5	1,401.4	1,342.1	1,266.3	1,180.8	1,263.5	1,268.3	2,860.7	4,257.9	4,568.3	3,713.9	25,847.4
Propane	0.0	0.0	0.0	0.0	0.0	0.0	0.0	0.0	0.0	0.0	0.0	0.0	0.0
Butanes	0.0	0.0	0.0	0.0	0.0	0.0	0.0	0.0	0.0	0.0	0.0	0.0	0.0
Ethane	0.0	0.0	0.0	0.0	0.0	0.0	0.0	0.0	0.0	0.0	0.0	0.0	0.0
NGL	3,380.8	3,636.5	3,764.2	3,691.2	4,168.4	3,920.7	3,053.1	3,378.9	3,568.3	4,447.3	4,090.2	4,168.4	45,268.0
Sulphur	0.0	0.0	0.0	0.0	0.0	0.0	0.0	0.0	0.0	0.0	0.0	0.0	0.0
Sulphur Closing Inv	0.0	0.0	0.0	0.0	0.0	0.0	0.0	0.0	0.0	0.0	0.0	0.0	0.0

Unit of Measurement: Gas and Gas equivalent products: 1000m3, Liquids: m3, Sulphur: MTS

VPR6200

Facility ID ABGP0001458

Facility Name KEYERA WEST PEMBINA 10-10-047-14W5

Facility Licence # 10465

Facility Operator AOC0 KEYERA

Production Month	201701	201702	201703	201704	201705	201706	201707	201708	201709	201710	201711	201712	Totals
Receipts													
Receipts from Alberta Facilities	83,752.6	69,935.4	80,029.1	73,030.8	72,990.0	65,998.6	59,287.6	46,628.7	54,507.4	43,612.6	71,391.3	90,832.1	811,996.2
Receipts from Non-Alberta Facilities	0.0	0.0	0.0	0.0	0.0	0.0	0.0	0.0	0.0	0.0	0.0	0.0	0.0
Dispositions													
Disposition													
Battery	0.0	0.0	0.0	0.0	0.0	0.0	0.0	0.0	0.0	0.0	0.0	0.0	0.0
Gas Gathering System	690.5	566.7	634.5	597.5	563.7	499.8	510.0	538.3	824.0	815.8	872.6	1,022.7	8,136.1
Gas Plant	0.0	0.0	0.0	0.0	0.0	0.0	0.0	0.0	0.0	0.0	0.0	0.0	0.0
Injection Facility	0.0	0.0	0.0	0.0	0.0	0.0	0.0	0.0	0.0	0.0	0.0	0.0	0.0
Meter Station	80,358.9	66,446.3	75,662.6	68,748.1	68,392.0	61,525.5	54,636.0	42,537.1	50,025.7	39,277.6	66,616.5	85,770.4	759,996.7
Other	0.0	0.0	0.0	0.0	0.0	0.0	0.0	0.0	0.0	0.0	0.0	0.0	0.0
Alberta Commercial	0.0	0.0	0.0	0.0	0.0	0.0	0.0	0.0	0.0	0.0	0.0	0.0	0.0
Alberta Industrial	0.0	0.0	0.0	0.0	0.0	0.0	0.0	0.0	0.0	0.0	0.0	0.0	0.0
Alberta Residential	0.0	0.0	0.0	0.0	0.0	0.0	0.0	0.0	0.0	0.0	0.0	0.0	0.0
Alberta Elec.Generation	0.0	0.0	0.0	0.0	0.0	0.0	0.0	0.0	0.0	0.0	0.0	0.0	0.0
Shrinkage													
Acid Gas	0.0	0.0	0.0	0.0	0.0	0.0	0.0	0.0	0.0	0.0	0.0	0.0	0.0
Other products	2,551.0	2,232.0	3,140.2	2,884.6	2,940.6	2,875.0	2,660.6	2,036.5	2,269.4	1,995.8	2,619.3	2,682.9	30,887.9
Fuel	1,476.5	1,333.3	1,470.5	1,398.9	1,392.5	1,321.3	1,428.8	1,394.2	1,316.4	1,382.1	1,486.0	1,604.2	17,004.7
Flared	1.2	0.6	8.6	3.4	1.7	1.0	3.3	10.9	3.6	3.1	8.7	23.0	69.1
Vented	0.0	0.0	0.0	0.0	0.0	0.0	0.0	0.0	0.0	0.0	0.0	0.0	0.0
Diff and Other	-1,325.5	-643.5	-887.3	-601.7	-300.5	-224.0	48.9	111.7	68.3	138.2	-211.8	-271.1	-4,098.3
Process and Frac													
Pentanes Plus	5,309.3	3,919.1	4,705.3	4,921.5	4,908.5	4,677.1	4,212.5	3,405.0	3,498.4	2,468.6	4,401.0	4,913.4	51,339.7
Propane	0.0	0.0	0.0	0.0	0.0	0.0	0.0	0.0	0.0	0.0	0.0	0.0	0.0
Butanes	0.0	0.0	0.0	0.0	0.0	0.0	0.0	0.0	0.0	0.0	0.0	0.0	0.0
Ethane	0.0	0.0	0.0	0.0	0.0	0.0	0.0	0.0	0.0	0.0	0.0	0.0	0.0
NGL	5,725.4	5,592.7	8,498.7	7,482.3	7,643.4	7,472.0	7,015.9	5,203.3	6,112.3	5,799.4	6,651.4	6,543.8	79,740.6
Sulphur	0.0	0.0	0.0	0.0	0.0	0.0	0.0	0.0	0.0	0.0	0.0	0.0	0.0
Sulphur Closing Inv	50,229.1	50,229.1	50,229.1	50,229.1	50,229.1	50,229.1	50,229.1	50,229.1	50,229.1	50,229.1	50,229.1	50,229.1	50,229.1

Unit of Measurement: Gas and Gas equivalent products: 1000m3, Liquids: m3, Sulphur: MTS

VPR6200
Facility ID ABGP0001482

Facility Name TIDEWATER BRAZEAU RIVER

Facility Licence # 11034

Facility Operator A74Y TIDEWATER

Production Month	201701	201702	201703	201704	201705	201706	201707	201708	201709	201710	201711	201712	Totals
Receipts													
Receipts from Alberta Facilities	88,656.3	90,251.6	104,937.3	109,983.5	110,065.6	105,463.1	108,675.1	100,748.9	97,846.7	99,005.3	102,463.8	112,515.2	1,230,612.4
Receipts from Non-Alberta Facilities	0.0	0.0	0.0	0.0	0.0	0.0	0.0	0.0	0.0	0.0	0.0	0.0	0.0
Dispositions													
Disposition													
Battery	458.3	449.5	562.6	271.2	254.4	284.9	228.6	208.4	204.8	196.1	91.6	99.5	3,309.9
Gas Gathering System	2,535.5	2,146.9	2,220.9	2,144.9	2,192.6	2,181.3	2,268.7	1,921.1	1,663.7	1,861.9	1,986.6	2,370.4	25,494.5
Gas Plant	0.0	0.0	0.0	0.0	0.0	0.0	0.0	0.0	0.0	0.0	0.0	0.0	0.0
Injection Facility	1,009.5	1,117.5	984.5	972.7	0.0	1,302.3	0.0	2,578.0	2,544.3	21,282.3	11,446.6	25,074.3	68,312.0
Meter Station	72,833.4	76,617.4	90,528.6	96,267.7	94,840.6	87,891.9	91,668.8	81,163.1	79,210.0	60,335.3	75,119.1	69,862.6	976,338.5
Other	0.0	0.0	0.0	0.0	0.0	0.0	0.0	0.0	0.0	0.0	0.0	0.0	0.0
Alberta Commercial	0.0	0.0	0.0	0.0	0.0	0.0	0.0	0.0	0.0	0.0	0.0	0.0	0.0
Alberta Industrial	0.0	0.0	0.0	0.0	0.0	0.0	0.0	0.0	0.0	0.0	0.0	0.0	0.0
Alberta Residential	0.0	0.0	0.0	0.0	0.0	0.0	0.0	0.0	0.0	0.0	0.0	0.0	0.0
Alberta Elec.Generation	0.0	0.0	0.0	0.0	0.0	0.0	0.0	0.0	0.0	0.0	0.0	0.0	0.0
Shrinkage													
Acid Gas	2,575.4	2,412.6	2,678.5	2,725.1	2,564.5	2,543.3	2,698.8	2,257.1	1,530.4	1,959.8	2,101.8	2,120.7	28,168.0
Other products	7,810.0	7,027.9	7,090.3	6,947.2	8,303.4	8,945.8	9,873.9	10,007.5	9,507.6	9,673.4	9,807.7	9,960.1	104,954.8
Fuel	2,354.9	2,321.5	2,584.0	2,510.6	2,281.7	2,726.4	2,111.8	2,138.4	2,711.9	2,920.0	2,990.6	3,164.5	30,816.3
Flared	0.5	67.9	92.5	72.6	14.0	117.4	75.5	347.6	28.6	114.5	47.9	110.5	1,089.5
Vented	0.0	0.0	0.0	0.0	0.0	0.0	0.0	0.0	0.0	0.0	0.0	0.0	0.0
Diff and Other	-921.2	-1,909.6	-1,804.6	-1,928.5	-385.6	-530.2	-251.0	127.7	445.4	662.0	-1,128.1	-247.4	-7,871.1
Process and Frac													
Pentanes Plus	1,776.8	1,717.2	1,626.3	3,505.7	5,407.5	7,101.0	5,631.8	7,180.5	6,570.7	7,578.4	7,035.7	7,090.7	62,222.3
Propane	0.0	0.0	0.0	2,103.5	4,240.0	6,549.6	7,653.2	11,564.9	11,979.9	12,100.6	12,621.8	11,712.0	80,525.5
Butanes	0.0	0.0	0.0	1,089.3	4,134.0	4,501.9	6,346.7	6,887.5	6,397.2	5,403.2	6,450.2	6,587.7	47,797.7
Ethane	0.0	0.0	0.0	0.0	0.0	0.0	0.0	0.0	0.0	0.0	0.0	0.0	0.0
NGL	28,026.1	25,176.9	25,744.9	23,908.6	25,273.8	24,437.1	24,850.5	22,368.0	35,070.6	20,657.0	20,314.4	21,380.5	297,208.4
Sulphur	2,843.6	2,575.6	2,892.3	3,005.9	2,906.6	2,941.0	3,090.5	2,509.6	1,904.4	2,365.3	2,257.6	2,228.8	31,521.2
Sulphur Closing Inv	483.1	509.2	523.1	453.4	369.8	502.2	676.5	432.5	411.6	620.7	808.9	760.1	

Unit of Measurement: Gas and Gas equivalent products: 1000m3, Liquids: m3, Sulphur: MTS

VPR6200
Facility ID ABGP0001506

Facility Name PROGRESS 1-1-78-10W6

Facility Licence # 16247

Facility Operator OHE9 CNRL

Production Month	201701	201702	201703	201704	201705	201706	201707	201708	201709	201710	201711	201712	Totals
Receipts													
Receipts from Alberta Facilities	105,923.9	96,854.5	105,394.4	105,919.3	110,856.5	103,070.2	109,027.1	103,956.4	97,164.4	100,381.1	109,641.2	112,216.7	1,260,405.7
Receipts from Non-Alberta Facilities	0.0	0.0	0.0	0.0	0.0	0.0	0.0	0.0	0.0	0.0	0.0	0.0	0.0
Dispositions													
Disposition													
Battery	3,011.2	3,113.3	3,617.4	3,627.3	3,277.7	3,159.4	3,330.1	3,349.8	3,231.7	3,288.2	3,640.7	4,435.1	41,081.9
Gas Gathering System	3,231.0	2,690.9	2,958.3	2,741.1	2,652.0	2,332.2	2,518.6	2,324.1	2,261.3	2,526.4	2,852.6	2,964.7	32,053.2
Gas Plant	0.0	0.0	0.0	0.0	0.0	0.0	0.0	0.0	0.0	0.0	0.0	0.0	0.0
Injection Facility	0.0	0.0	0.0	0.0	0.0	0.0	0.0	0.0	0.0	0.0	0.0	0.0	0.0
Meter Station	96,323.2	87,975.4	95,396.2	96,065.9	100,824.6	93,619.5	99,561.0	94,905.0	88,143.9	91,295.6	100,373.8	101,915.4	1,146,399.5
Other	68.1	62.2	62.8	49.7	34.7	22.2	16.8	19.1	17.5	30.6	56.7	65.7	506.1
Alberta Commercial	0.0	0.0	0.0	0.0	0.0	0.0	0.0	0.0	0.0	0.0	0.0	0.0	0.0
Alberta Industrial	0.0	0.0	0.0	0.0	0.0	0.0	0.0	0.0	0.0	0.0	0.0	0.0	0.0
Alberta Residential	0.0	0.0	0.0	0.0	0.0	0.0	0.0	0.0	0.0	0.0	0.0	0.0	0.0
Alberta Elec.Generation	0.0	0.0	0.0	0.0	0.0	0.0	0.0	0.0	0.0	0.0	0.0	0.0	0.0
Shrinkage													
Acid Gas	997.1	890.0	920.3	926.1	952.0	966.0	991.3	980.4	882.8	919.5	896.1	968.7	11,290.3
Other products	1,698.8	1,717.8	1,882.8	1,871.8	1,994.1	1,871.0	1,820.9	1,731.7	1,766.9	1,966.6	1,855.6	1,871.3	22,049.3
Fuel	611.5	564.8	662.9	637.5	595.6	555.3	682.8	559.8	532.9	585.6	600.0	622.2	7,210.9
Flared	199.8	173.0	259.8	196.7	191.6	189.5	347.7	213.5	198.9	208.7	176.2	191.8	2,547.2
Vented	0.0	0.0	0.0	0.0	0.0	0.0	0.0	0.0	0.0	0.0	0.0	0.0	0.0
Diff and Other	-216.8	-332.9	-366.1	-196.8	334.2	355.1	-242.1	-127.0	128.5	-440.1	-810.5	-818.2	-2,732.7
Process and Frac													
Pentanes Plus	4,722.6	4,474.4	5,100.1	5,036.4	5,300.8	4,983.7	4,976.9	4,839.6	4,506.9	4,805.8	4,826.1	4,671.4	58,244.7
Propane	0.0	0.0	0.0	0.0	0.0	0.0	0.0	0.0	0.0	0.0	0.0	0.0	0.0
Butanes	0.0	0.0	0.0	0.0	0.0	0.0	0.0	0.0	0.0	0.0	0.0	0.0	0.0
Ethane	0.0	0.0	0.0	0.0	0.0	0.0	0.0	0.0	0.0	0.0	0.0	0.0	0.0
NGL	2,955.9	3,233.2	3,385.0	3,390.6	3,670.6	3,415.3	3,241.7	2,988.3	3,387.8	3,953.3	3,477.1	3,678.4	40,777.2
Sulphur	905.1	793.5	791.7	803.1	830.3	872.3	811.8	979.9	806.0	857.5	843.2	936.6	10,231.0
Sulphur Closing Inv	225.7	176.8	176.0	271.1	189.9	185.4	118.0	216.3	188.6	208.4	231.6	180.9	

Unit of Measurement: Gas and Gas equivalent products: 1000m3, Liquids: m3, Sulphur: MTS

VPR6200

Facility ID ABGP0001520

Facility Name CRESTAR WEMBLEY

Facility Licence # 15352

Facility Operator A5D4 CVE

Production Month	201701	201702	201703	201704	201705	201706	201707	201708	201709	201710	201711	201712	Totals
Receipts													
Receipts from Alberta Facilities	70,797.8	62,761.7	66,451.6	70,192.3	72,743.2	68,327.4	71,558.0	72,646.3	69,248.9	68,240.0	64,056.1	76,856.7	833,880.0
Receipts from Non-Alberta Facilities	0.0	0.0	0.0	0.0	0.0	0.0	0.0	0.0	0.0	0.0	0.0	0.0	0.0
Dispositions													
Disposition													
Battery	977.2	1,086.6	1,098.6	1,252.6	1,143.3	1,180.7	1,272.8	1,335.0	1,256.5	1,434.3	1,376.2	2,402.1	15,815.9
Gas Gathering System	495.9	454.4	522.0	438.4	690.7	663.8	697.5	730.7	850.4	689.4	916.6	969.3	8,119.1
Gas Plant	0.0	0.0	0.0	0.0	0.0	0.0	0.0	0.0	0.0	0.0	0.0	0.0	0.0
Injection Facility	2,887.3	2,624.3	2,665.2	2,797.7	2,819.7	2,643.5	2,854.6	2,891.2	2,790.0	2,911.3	2,571.7	3,089.1	33,545.6
Meter Station	54,759.1	50,463.5	50,540.3	54,610.2	57,626.6	53,563.2	55,397.4	55,915.3	53,772.9	53,634.2	49,430.3	59,308.1	649,021.1
Other	250.1	253.7	228.7	174.4	287.6	172.5	177.0	168.9	176.8	214.6	284.9	282.3	2,671.5
Alberta Commercial	0.0	0.0	0.0	0.0	0.0	0.0	0.0	0.0	0.0	0.0	0.0	0.0	0.0
Alberta Industrial	0.0	0.0	0.0	0.0	0.0	0.0	0.0	0.0	0.0	0.0	0.0	0.0	0.0
Alberta Residential	0.0	0.0	0.0	0.0	0.0	0.0	57.3	0.0	0.0	0.0	0.0	0.0	57.3
Alberta Elec.Generation	0.0	0.0	0.0	0.0	0.0	0.0	0.0	0.0	0.0	0.0	0.0	0.0	0.0
Shrinkage													
Acid Gas	0.0	0.0	0.0	0.0	0.0	0.0	0.0	0.0	0.0	0.0	0.0	0.0	0.0
Other products	10,211.5	9,298.1	9,051.7	9,706.3	9,497.7	8,903.0	9,179.0	9,139.8	9,068.7	8,017.2	8,706.7	10,296.7	111,076.4
Fuel	1,536.2	1,372.2	1,574.6	1,565.4	1,551.7	228.5	1,555.7	1,517.1	1,547.8	1,730.1	1,707.7	1,805.9	17,692.9
Flared	14.6	29.0	205.0	26.6	32.2	58.8	62.9	196.6	184.2	85.4	150.6	240.0	1,285.9
Vented	0.0	0.0	0.0	0.0	0.0	0.0	0.0	0.0	0.0	0.0	0.0	0.0	0.0
Diff and Other	-334.1	-2,820.1	565.5	-379.3	-906.3	913.4	303.8	751.7	-398.4	-476.5	-1,088.6	-1,536.8	-5,405.7
Process and Frac													
Pentanes Plus	11,439.9	11,059.9	11,252.2	12,077.1	12,833.0	12,061.2	11,571.9	11,302.7	10,933.6	11,307.9	9,211.3	13,019.1	138,069.8
Propane	0.0	0.0	0.0	0.0	0.0	0.0	0.0	0.0	0.0	0.0	0.0	0.0	0.0
Butanes	0.0	0.0	0.0	0.0	0.0	0.0	0.0	0.0	0.0	0.0	0.0	0.0	0.0
Ethane	0.0	0.0	0.0	0.0	0.0	0.0	0.0	0.0	0.0	0.0	0.0	0.0	0.0
NGL	29,080.1	25,914.1	24,867.5	26,698.0	25,390.5	23,815.2	25,327.1	25,318.2	25,280.0	21,070.2	25,110.3	28,126.3	305,997.5
Sulphur	0.0	0.0	0.0	0.0	0.0	0.0	0.0	0.0	0.0	0.0	0.0	0.0	0.0
Sulphur Closing Inv	0.0	0.0	0.0	0.0	0.0	0.0	0.0	0.0	0.0	0.0	0.0	0.0	0.0

Unit of Measurement: Gas and Gas equivalent products: 1000m3, Liquids: m3, Sulphur: MTS

VPR6200

Facility ID ABGP0001530

Facility Name BORDER MIDSTREAM MAZEPPA

Facility Licence # 2588

Facility Operator OCW8

Production Month	201701	201702	201703	201704	201705	201706	201707	201708	201709	201710	201711	201712	Totals
Receipts													
Receipts from Alberta Facilities	0.0	0.0	0.0	0.0	0.0	0.0	0.0	0.0	0.0	0.0	0.0	0.0	0.0
Receipts from Non-Alberta Facilities	0.0	0.0	0.0	0.0	0.0	0.0	0.0	0.0	0.0	0.0	0.0	0.0	0.0
Dispositions													
Disposition													
Battery	0.0	0.0	0.0	0.0	0.0	0.0	0.0	0.0	0.0	0.0	0.0	0.0	0.0
Gas Gathering System	0.0	0.0	0.0	0.0	0.0	0.0	0.0	0.0	0.0	0.0	0.0	0.0	0.0
Gas Plant	0.0	0.0	0.0	0.0	0.0	0.0	0.0	0.0	0.0	0.0	0.0	0.0	0.0
Injection Facility	0.0	0.0	0.0	0.0	0.0	0.0	0.0	0.0	0.0	0.0	0.0	0.0	0.0
Meter Station	0.0	0.0	0.0	0.0	0.0	0.0	0.0	0.0	0.0	0.0	0.0	0.0	0.0
Other	0.0	0.0	0.0	0.0	0.0	0.0	0.0	0.0	0.0	0.0	0.0	0.0	0.0
Alberta Commercial	0.0	0.0	0.0	0.0	0.0	0.0	0.0	0.0	0.0	0.0	0.0	0.0	0.0
Alberta Industrial	0.0	0.0	0.0	0.0	0.0	0.0	0.0	0.0	0.0	0.0	0.0	0.0	0.0
Alberta Residential	0.0	0.0	0.0	0.0	0.0	0.0	0.0	0.0	0.0	0.0	0.0	0.0	0.0
Alberta Elec.Generation	0.0	0.0	0.0	0.0	0.0	0.0	0.0	0.0	0.0	0.0	0.0	0.0	0.0
Shrinkage													
Acid Gas	0.0	0.0	0.0	0.0	0.0	0.0	0.0	0.0	0.0	0.0	0.0	0.0	0.0
Other products	0.0	0.0	0.0	0.0	0.0	0.0	0.0	0.0	0.0	0.0	0.0	0.0	0.0
Fuel	0.0	0.0	0.0	0.0	0.0	0.0	0.0	0.0	0.0	0.0	0.0	0.0	0.0
Flared	0.0	0.0	0.0	0.0	0.0	0.0	0.0	0.0	0.0	0.0	0.0	0.0	0.0
Vented	0.0	0.0	0.0	0.0	0.0	0.0	0.0	0.0	0.0	0.0	0.0	0.0	0.0
Diff and Other	0.0	0.0	0.0	0.0	0.0	0.0	0.0	0.0	0.0	0.0	0.0	0.0	0.0
Process and Frac													
Pentanes Plus	0.0	0.0	0.0	0.0	0.0	0.0	0.0	0.0	0.0	0.0	0.0	0.0	0.0
Propane	0.0	0.0	0.0	0.0	0.0	0.0	0.0	0.0	0.0	0.0	0.0	0.0	0.0
Butanes	0.0	0.0	0.0	0.0	0.0	0.0	0.0	0.0	0.0	0.0	0.0	0.0	0.0
Ethane	0.0	0.0	0.0	0.0	0.0	0.0	0.0	0.0	0.0	0.0	0.0	0.0	0.0
NGL	0.0	0.0	0.0	0.0	0.0	0.0	0.0	0.0	0.0	0.0	0.0	0.0	0.0
Sulphur	0.0	0.0	0.0	0.0	0.0	0.0	0.0	0.0	0.0	0.0	0.0	0.0	0.0
Sulphur Closing Inv	3,444.0	3,444.0	3,444.0	3,444.0	3,444.0	3,444.0	3,444.0	3,444.0	3,444.0	3,444.0	3,444.0	3,444.0	3,444.0

Unit of Measurement: Gas and Gas equivalent products: 1000m3, Liquids: m3, Sulphur: MTS

VPR6200

Facility ID ABGP0001585

Facility Name HAYS SOUR 11-31-13-14W4

Facility Licence # 1080

Facility Operator OHE9 CNRL

Production Month	201701	201702	201703	201704	201705	201706	201707	201708	201709	201710	201711	201712	Totals
Receipts													
Receipts from Alberta Facilities	7,050.8	6,610.9	7,245.0	7,330.1	7,532.9	7,251.4	7,668.4	7,714.6	7,563.2	6,890.9	6,793.2	6,843.9	86,495.3
Receipts from Non-Alberta Facilities	0.0	0.0	0.0	0.0	0.0	0.0	0.0	0.0	0.0	0.0	0.0	0.0	0.0
Dispositions													
Disposition													
Battery	512.6	497.7	523.0	509.2	495.3	403.6	391.4	377.7	332.7	391.5	386.0	368.6	5,189.3
Gas Gathering System	23.7	21.4	23.7	22.9	23.7	22.9	23.7	23.7	22.9	23.7	22.9	23.7	278.9
Gas Plant	0.0	0.0	0.0	0.0	0.0	0.0	0.0	0.0	0.0	0.0	0.0	0.0	0.0
Injection Facility	962.0	833.9	975.8	963.2	918.2	859.6	801.6	449.0	434.6	811.4	725.6	688.3	9,423.2
Meter Station	3,574.3	3,448.4	3,835.7	4,148.9	4,259.2	3,961.8	3,797.0	3,971.5	4,096.3	3,556.9	3,255.6	2,969.7	44,875.3
Other	0.0	0.0	0.0	0.0	0.0	0.0	0.0	0.0	0.0	0.0	0.0	0.0	0.0
Alberta Commercial	123.7	100.9	67.2	0.0	21.3	41.4	216.2	125.2	95.4	27.8	157.6	245.3	1,222.0
Alberta Industrial	0.0	0.0	0.0	0.0	0.0	0.0	0.0	0.0	0.0	0.0	0.0	0.0	0.0
Alberta Residential	0.0	0.0	0.0	0.0	0.0	0.0	0.0	0.0	0.0	0.0	0.0	0.0	0.0
Alberta Elec.Generation	0.0	0.0	0.0	0.0	0.0	0.0	0.0	0.0	0.0	0.0	0.0	0.0	0.0
Shrinkage													
Acid Gas	206.4	188.2	205.9	200.8	206.6	192.2	201.0	208.5	192.0	186.3	208.5	228.4	2,424.8
Other products	263.4	329.8	325.5	354.5	335.9	289.6	331.0	283.6	289.4	249.3	240.6	222.7	3,515.3
Fuel	1,344.0	1,194.0	1,296.9	1,209.7	1,256.6	1,200.3	1,271.3	1,292.0	1,231.3	1,185.7	1,253.8	1,347.6	15,083.2
Flared	22.3	13.4	17.4	8.9	5.9	17.4	16.6	19.5	39.9	28.5	16.3	27.2	233.3
Vented	0.0	0.0	0.0	0.0	0.0	0.0	0.0	0.0	0.0	0.0	0.0	0.0	0.0
Diff and Other	18.4	-16.8	-26.1	-88.0	10.2	262.6	618.6	963.9	828.7	429.8	526.3	722.4	4,250.0
Process and Frac													
Pentanes Plus	34.4	62.9	58.4	72.5	111.8	115.3	158.0	120.8	102.0	67.2	51.0	78.7	1,033.0
Propane	0.0	0.0	0.0	0.0	0.0	0.0	0.0	0.0	0.0	0.0	0.0	0.0	0.0
Butanes	0.0	0.0	0.0	0.0	0.0	0.0	0.0	0.0	0.0	0.0	0.0	0.0	0.0
Ethane	0.0	0.0	0.0	0.0	0.0	0.0	0.0	0.0	0.0	0.0	0.0	0.0	0.0
NGL	1,069.7	1,307.7	1,290.4	1,406.0	1,297.3	1,133.5	1,264.2	1,104.0	1,143.5	986.2	974.2	865.3	13,842.0
Sulphur	83.2	80.8	86.0	84.9	83.7	85.7	90.4	91.5	79.8	74.7	73.6	80.9	995.2
Sulphur Closing Inv	57.0	53.0	55.0	56.0	55.0	98.0	62.0	69.0	64.0	96.0	87.0	82.0	

Unit of Measurement: Gas and Gas equivalent products: 1000m3, Liquids: m3, Sulphur: MTS

VPR6200

Facility ID ABGP0001625

Facility Name KEYERA CYNTHIA 6-28 GAS PLANT

Facility Licence # 11473

Facility Operator AOC0 KEYERA

Production Month	201701	201702	201703	201704	201705	201706	201707	201708	201709	201710	201711	201712	Totals
Receipts													
Receipts from Alberta Facilities	24,099.4	24,543.3	36,074.5	32,976.4	36,095.2	48,829.3	50,516.7	45,675.1	46,468.3	50,618.9	46,330.0	46,865.8	489,092.9
Receipts from Non-Alberta Facilities	0.0	0.0	0.0	0.0	0.0	0.0	0.0	0.0	0.0	0.0	0.0	0.0	0.0
Dispositions													
Disposition													
Battery	7.2	7.4	9.0	5.2	6.1	0.0	0.0	0.0	180.5	206.1	242.9	251.6	916.0
Gas Gathering System	0.0	0.0	0.0	0.0	0.0	0.0	0.0	0.0	0.0	0.0	0.0	0.0	0.0
Gas Plant	0.0	0.0	0.0	0.0	0.0	0.0	0.0	0.0	0.0	0.0	0.0	0.0	0.0
Injection Facility	143.3	163.7	266.0	232.7	262.0	369.2	374.4	350.6	342.8	382.3	360.8	372.4	3,620.2
Meter Station	20,043.2	20,972.0	30,217.7	28,002.3	30,481.0	41,157.3	42,316.7	38,671.8	39,147.4	42,370.5	38,540.3	38,769.2	410,689.4
Other	0.0	0.0	0.0	0.0	0.0	0.0	0.0	0.0	0.0	0.0	0.0	0.0	0.0
Alberta Commercial	0.0	0.0	0.0	0.0	0.0	0.0	0.0	0.0	0.0	0.0	0.0	0.0	0.0
Alberta Industrial	0.0	0.0	0.0	0.0	0.0	0.0	0.0	0.0	0.0	0.0	0.0	0.0	0.0
Alberta Residential	0.0	0.0	0.0	0.0	0.0	0.0	0.0	0.0	0.0	0.0	0.0	0.0	0.0
Alberta Elec.Generation	0.0	0.0	0.0	0.0	0.0	0.0	0.0	0.0	0.0	0.0	0.0	0.0	0.0
Shrinkage													
Acid Gas	4.6	0.3	0.7	0.5	0.5	0.2	0.0	0.5	0.3	0.3	0.1	0.0	8.0
Other products	2,657.2	2,753.7	4,497.1	4,093.7	4,562.8	6,264.2	6,994.9	5,870.1	6,268.6	7,041.9	6,566.6	6,623.5	64,194.3
Fuel	437.2	398.0	477.4	468.2	466.9	488.8	480.3	460.9	469.7	501.7	527.4	542.4	5,718.9
Flared	3.9	4.1	38.0	4.4	10.2	4.7	0.1	14.4	2.5	9.3	4.0	18.1	113.7
Vented	0.0	0.0	0.0	0.0	0.0	0.0	0.0	0.0	0.0	0.0	0.0	0.0	0.0
Diff and Other	802.8	244.1	568.6	169.4	305.7	544.9	350.3	306.8	56.5	106.8	87.9	288.6	3,832.4
Process and Frac													
Pentanes Plus	0.0	0.0	0.0	0.0	0.0	0.0	0.0	0.0	0.0	0.0	0.0	0.0	0.0
Propane	0.0	0.0	0.0	0.0	0.0	0.0	0.0	0.0	0.0	0.0	0.0	0.0	0.0
Butanes	0.0	0.0	0.0	0.0	0.0	0.0	0.0	0.0	0.0	0.0	0.0	0.0	0.0
Ethane	0.0	0.0	0.0	0.0	0.0	0.0	0.0	0.0	0.0	0.0	0.0	0.0	0.0
NGL	10,069.4	10,452.1	16,982.2	15,437.2	17,198.1	23,698.1	26,424.1	22,253.3	23,713.4	26,527.0	24,671.5	24,882.7	242,309.1
Sulphur	0.0	0.0	0.0	0.0	0.0	0.0	0.0	0.0	0.0	0.0	0.0	0.0	0.0
Sulphur Closing Inv	0.0	0.0	0.0	0.0	0.0	0.0	0.0	0.0	0.0	0.0	0.0	0.0	0.0

Unit of Measurement: Gas and Gas equivalent products: 1000m3, Liquids: m3, Sulphur: MTS

VPR6200

Facility ID ABGP0001628

Facility Name CHEVRON ACHESON

Facility Licence # 23470

Facility Operator A74Y TIDEWATER

Production Month	201701	201702	201703	201704	201705	201706	201707	201708	201709	201710	201711	201712	Totals
Receipts													
Receipts from Alberta Facilities	3,021.3	3,212.1	3,226.5	3,607.3	3,537.3	3,985.0	3,870.1	3,824.1	3,513.7	3,272.6	3,412.6	3,667.5	42,150.1
Receipts from Non-Alberta Facilities	0.0	0.0	0.0	0.0	0.0	0.0	0.0	0.0	0.0	0.0	0.0	0.0	0.0
Dispositions													
Disposition													
Battery	14.1	12.4	12.8	11.8	9.4	9.1	6.2	7.7	78.4	74.1	12.4	13.1	261.5
Gas Gathering System	0.0	0.0	0.0	0.0	0.0	0.0	0.0	0.0	0.0	0.0	0.0	0.0	0.0
Gas Plant	0.0	0.0	0.0	0.0	0.0	0.0	0.0	0.0	0.0	0.0	0.0	0.0	0.0
Injection Facility	98.4	98.5	103.0	111.9	112.1	123.1	122.8	122.5	111.6	100.6	107.3	109.9	1,321.7
Meter Station	2,166.1	2,300.6	2,230.0	2,489.4	2,568.7	2,918.4	2,811.3	2,794.0	2,513.7	2,220.3	2,366.5	2,557.4	29,936.4
Other	0.0	0.0	0.0	0.0	0.0	0.0	0.0	0.0	0.0	0.0	0.0	0.0	0.0
Alberta Commercial	0.0	0.0	0.0	0.0	0.0	0.0	0.0	0.0	0.0	0.0	0.0	0.0	0.0
Alberta Industrial	0.0	0.0	0.0	0.0	0.0	0.0	0.0	0.0	0.0	0.0	0.0	0.0	0.0
Alberta Residential	0.0	0.0	0.0	0.0	0.0	0.0	0.0	0.0	0.0	0.0	0.0	0.0	0.0
Alberta Elec.Generation	0.0	0.0	0.0	0.0	0.0	0.0	0.0	0.0	0.0	0.0	0.0	0.0	0.0
Shrinkage													
Acid Gas	0.1	0.7	0.0	0.0	0.0	1.6	2.7	2.0	0.6	1.8	1.2	0.0	10.7
Other products	414.3	457.4	518.6	571.3	499.3	566.4	572.5	567.7	523.5	475.8	515.2	546.6	6,228.6
Fuel	410.4	291.4	321.6	285.9	273.3	358.0	348.9	328.2	332.6	328.2	376.1	394.8	4,049.4
Flared	17.1	22.4	4.7	0.1	4.9	3.1	27.3	0.6	2.3	80.6	18.0	0.2	181.3
Vented	0.0	0.0	0.0	0.0	0.0	0.0	0.0	0.0	0.0	0.0	0.0	0.0	0.0
Diff and Other	-99.2	28.7	35.8	136.9	69.6	5.3	-21.6	1.4	-49.0	-8.8	15.9	45.5	160.5
Process and Frac													
Pentanes Plus	0.0	0.0	0.0	0.0	0.0	0.0	0.0	0.0	0.0	0.0	0.0	0.0	0.0
Propane	0.0	0.0	0.0	0.0	0.0	0.0	0.0	0.0	0.0	0.0	0.0	0.0	0.0
Butanes	0.0	0.0	0.0	0.0	0.0	0.0	0.0	0.0	0.0	0.0	0.0	0.0	0.0
Ethane	0.0	0.0	0.0	0.0	0.0	0.0	0.0	0.0	0.0	0.0	0.0	0.0	0.0
NGL	1,584.2	1,741.9	1,966.3	2,169.6	1,916.9	2,167.4	2,186.7	2,176.6	2,003.6	1,814.8	1,961.1	2,075.1	23,764.2
Sulphur	0.0	0.0	0.0	0.0	0.0	0.0	0.0	0.0	0.0	0.0	0.0	0.0	0.0
Sulphur Closing Inv	0.0	0.0	0.0	0.0	0.0	0.0	0.0	0.0	0.0	0.0	0.0	0.0	0.0

Unit of Measurement: Gas and Gas equivalent products: 1000m3, Liquids: m3, Sulphur: MTS

VPR6200
Facility ID ABGP0001629

Facility Name PROGRESS 7-22-78-9w6

Facility Licence # 16240

Facility Operator OHE9 CNRL

Production Month	201701	201702	201703	201704	201705	201706	201707	201708	201709	201710	201711	201712	Totals
Receipts													
Receipts from Alberta Facilities	11,409.5	8,690.2	10,729.6	9,657.4	9,913.3	8,804.7	8,706.4	8,981.9	9,004.4	9,261.0	9,392.5	11,634.1	116,185.0
Receipts from Non-Alberta Facilities	0.0	0.0	0.0	0.0	0.0	0.0	0.0	0.0	0.0	0.0	0.0	0.0	0.0
Dispositions													
Disposition													
Battery	10.7	7.9	10.4	8.9	9.1	8.0	6.6	6.7	6.9	7.6	12.3	11.9	107.0
Gas Gathering System	0.0	0.0	0.0	0.0	0.0	0.0	0.0	0.0	0.0	0.0	0.0	0.0	0.0
Gas Plant	0.0	0.0	0.0	0.0	0.0	0.0	0.0	0.0	0.0	0.0	0.0	0.0	0.0
Injection Facility	0.0	0.0	0.0	0.0	0.0	0.0	0.0	0.0	0.0	0.0	0.0	0.0	0.0
Meter Station	11,702.5	8,396.5	10,614.4	9,633.3	9,858.0	8,773.3	8,644.7	8,932.1	8,952.4	9,125.3	9,316.0	11,421.7	115,370.2
Other	0.0	0.0	0.0	0.0	0.0	0.0	0.0	0.0	0.0	0.0	0.0	0.0	0.0
Alberta Commercial	0.0	0.0	0.0	0.0	0.0	0.0	0.0	0.0	0.0	0.0	0.0	0.0	0.0
Alberta Industrial	0.0	0.0	0.0	0.0	0.0	0.0	0.0	0.0	0.0	0.0	0.0	0.0	0.0
Alberta Residential	0.0	0.0	0.0	0.0	0.0	0.0	0.0	0.0	0.0	0.0	0.0	0.0	0.0
Alberta Elec.Generation	0.0	0.0	0.0	0.0	0.0	0.0	0.0	0.0	0.0	0.0	0.0	0.0	0.0
Shrinkage													
Acid Gas	59.9	48.5	59.9	54.9	64.5	58.8	55.7	53.9	51.7	51.0	49.3	59.2	667.3
Other products	100.6	128.5	254.1	196.2	192.4	168.9	181.0	155.8	145.8	126.6	127.4	115.5	1,892.8
Fuel	207.1	190.0	219.2	202.1	195.4	177.1	182.1	179.5	179.1	198.9	218.4	227.3	2,376.2
Flared	24.1	20.5	52.3	53.3	34.7	23.6	37.0	23.3	16.6	12.8	7.4	9.4	315.0
Vented	0.0	0.0	0.0	0.0	0.0	0.0	0.0	0.0	0.0	0.1	0.1	0.1	0.3
Diff and Other	-695.4	-101.7	-480.7	-491.3	-440.8	-405.0	-400.7	-369.4	-348.1	-261.3	-338.4	-211.0	-4,543.8
Process and Frac													
Pentanes Plus	273.4	470.9	1,051.2	770.4	756.0	668.0	686.4	545.3	474.6	379.9	378.9	356.6	6,811.6
Propane	0.0	0.0	0.0	0.0	0.0	0.0	0.0	0.0	0.0	0.0	0.0	0.0	0.0
Butanes	0.0	0.0	0.0	0.0	0.0	0.0	0.0	0.0	0.0	0.0	0.0	0.0	0.0
Ethane	0.0	0.0	0.0	0.0	0.0	0.0	0.0	0.0	0.0	0.0	0.0	0.0	0.0
NGL	195.1	138.2	163.0	164.6	160.6	136.9	174.2	191.5	211.1	213.9	218.4	185.7	2,153.2
Sulphur	34.2	23.8	40.9	38.0	65.2	15.0	39.5	41.2	41.1	45.0	39.1	43.7	466.7
Sulphur Closing Inv	30.5	6.5	21.5	16.8	33.9	26.5	18.9	13.6	31.7	22.6	48.8	44.1	

Unit of Measurement: Gas and Gas equivalent products: 1000m3, Liquids: m3, Sulphur: MTS

VPR6200

Facility ID ABGP0001662

Facility Name SHELL CAROLINE

Facility Licence # 4805

Facility Operator A2F0

Production Month	201701	201702	201703	201704	201705	201706	201707	201708	201709	201710	201711	201712	Totals
Receipts													
Receipts from Alberta Facilities	98,859.9	87,363.4	97,554.1	96,691.3	99,494.1	77,617.3	103,367.1	100,591.8	96,357.6	101,524.0	98,575.4	105,165.4	1,163,161.4
Receipts from Non-Alberta Facilities	0.0	0.0	0.0	0.0	0.0	0.0	0.0	0.0	0.0	0.0	0.0	0.0	0.0
Dispositions													
Disposition													
Battery	2,131.2	1,989.0	1,599.1	1,420.1	1,242.9	750.2	1,160.9	1,606.7	1,087.0	1,291.1	1,209.4	1,214.2	16,701.8
Gas Gathering System	1,796.0	1,675.9	2,366.4	2,143.2	1,927.1	1,476.5	2,314.2	2,282.9	3,407.7	4,112.5	2,435.8	2,534.5	28,472.7
Gas Plant	0.0	0.0	0.0	0.0	0.0	0.0	0.0	0.0	0.0	0.0	0.0	0.0	0.0
Injection Facility	0.0	0.0	0.0	0.0	0.0	0.0	0.0	0.0	0.0	0.0	0.0	0.0	0.0
Meter Station	47,614.5	41,331.5	47,330.5	49,461.0	49,618.0	34,338.7	52,906.1	51,157.5	49,288.5	51,235.0	50,664.5	54,967.0	579,912.8
Other	0.0	0.0	0.0	0.0	0.0	0.0	0.0	0.0	0.0	0.0	0.0	0.0	0.0
Alberta Commercial	0.0	0.0	0.0	0.0	0.0	0.0	0.0	0.0	0.0	0.0	0.0	0.0	0.0
Alberta Industrial	0.0	0.0	0.0	0.0	0.0	0.0	0.0	0.0	0.0	0.0	0.0	0.0	0.0
Alberta Residential	0.0	0.0	0.0	0.0	0.0	0.0	0.0	0.0	0.0	0.0	0.0	0.0	0.0
Alberta Elec.Generation	0.0	0.0	0.0	0.0	0.0	0.0	0.0	0.0	0.0	0.0	0.0	0.0	0.0
Shrinkage													
Acid Gas	34,494.5	30,648.9	34,085.7	31,991.8	31,128.7	26,388.8	31,580.7	30,734.6	29,936.1	31,291.8	30,430.6	31,662.2	374,374.4
Other products	7,617.5	6,820.0	7,665.4	7,073.4	7,432.5	6,542.2	7,321.5	7,277.1	6,907.7	7,064.9	6,794.2	7,046.5	85,562.9
Fuel	11,233.8	9,818.6	10,560.5	9,766.9	9,236.6	9,014.2	8,929.8	8,622.7	8,724.3	8,489.4	8,281.9	8,949.6	111,628.3
Flared	3.0	1.8	28.4	4.5	66.6	19.3	258.8	9.3	2.1	9.6	0.0	3.5	406.9
Vented	0.0	0.0	0.0	0.0	0.0	0.0	0.0	0.0	0.0	0.0	0.0	0.0	0.0
Diff and Other	-6,030.6	-4,922.3	-6,081.9	-5,169.6	-1,158.3	-912.6	-1,104.9	-1,099.0	-2,995.8	-1,970.3	-1,241.0	-1,212.1	-33,898.4
Process and Frac													
Pentanes Plus	10,614.1	9,276.4	10,254.2	10,083.2	10,669.7	9,448.8	9,681.5	9,181.7	8,852.2	8,619.6	8,045.4	8,748.5	113,475.3
Propane	0.0	0.0	0.0	0.0	0.0	0.0	0.0	0.0	0.0	0.0	0.0	0.0	0.0
Butanes	0.0	0.0	0.0	0.0	0.0	0.0	0.0	0.0	0.0	0.0	0.0	0.0	0.0
Ethane	0.0	0.0	0.0	0.0	0.0	0.0	0.0	0.0	0.0	0.0	0.0	0.0	0.0
NGL	20,694.4	18,562.2	21,101.8	18,983.5	19,836.5	17,506.8	20,214.3	20,438.4	19,335.3	20,091.6	19,489.9	19,899.3	236,154.0
Sulphur	32,640.5	29,403.2	31,465.1	26,809.3	31,174.1	27,015.0	31,605.4	31,475.0	30,191.9	31,215.3	29,150.2	31,369.6	363,514.6
Sulphur Closing Inv	107,279.5	105,695.9	105,747.2	107,678.0	109,564.5	106,682.5	106,876.1	111,739.5	114,827.5	117,410.6	116,077.4	121,377.0	

Unit of Measurement: Gas and Gas equivalent products: 1000m3, Liquids: m3, Sulphur: MTS

VPR6200

Facility ID ABGP0001690

Facility Name HUSKY GALAHAD 1-14

Facility Licence # 8669

Facility Operator OR46 HUSKY

Production Month	201701	201702	201703	201704	201705	201706	201707	201708	201709	201710	201711	201712	Totals
Receipts													
Receipts from Alberta Facilities	2,641.1	2,477.7	2,642.6	2,642.4	2,800.5	2,425.1	2,863.1	2,774.3	2,455.6	2,366.4	2,653.8	2,575.5	31,318.1
Receipts from Non-Alberta Facilities	0.0	0.0	0.0	0.0	0.0	0.0	0.0	0.0	0.0	0.0	0.0	0.0	0.0
Dispositions													
Disposition													
Battery	0.0	0.0	0.0	0.0	0.0	0.0	0.0	0.0	0.0	0.0	0.0	0.0	0.0
Gas Gathering System	0.0	0.0	0.0	0.0	0.0	0.0	0.0	0.0	0.0	0.0	0.0	0.0	0.0
Gas Plant	0.0	0.0	0.0	0.0	0.0	0.0	0.0	0.0	0.0	0.0	0.0	0.0	0.0
Injection Facility	247.8	227.7	252.5	235.1	250.7	212.9	259.8	258.1	244.6	228.0	233.8	221.2	2,872.2
Meter Station	2,045.3	1,960.3	2,070.3	2,114.1	2,274.1	1,913.1	2,245.1	2,132.8	1,821.0	1,750.1	2,045.6	1,979.3	24,351.1
Other	0.0	0.0	0.0	0.0	0.0	0.0	0.0	0.0	0.0	0.0	0.0	0.0	0.0
Alberta Commercial	0.0	0.0	0.0	0.0	0.0	0.0	0.0	0.0	0.0	0.0	0.0	0.0	0.0
Alberta Industrial	0.0	0.0	0.0	0.0	0.0	0.0	0.0	0.0	0.0	0.0	0.0	0.0	0.0
Alberta Residential	0.0	0.0	0.0	0.0	0.0	0.0	0.0	0.0	0.0	0.0	0.0	0.0	0.0
Alberta Elec.Generation	0.0	0.0	0.0	0.0	0.0	0.0	0.0	0.0	0.0	0.0	0.0	0.0	0.0
Shrinkage													
Acid Gas	0.0	0.0	0.0	0.0	0.0	0.0	0.0	0.0	0.0	0.0	0.0	0.0	0.0
Other products	39.0	35.6	41.2	36.4	36.1	36.2	44.8	47.1	38.6	33.0	36.1	33.2	457.3
Fuel	351.6	313.8	333.8	318.9	390.4	259.8	307.6	325.4	324.3	326.1	336.6	344.5	3,932.8
Flared	1.0	0.0	1.0	1.3	0.8	0.6	0.8	0.9	0.2	0.4	1.1	0.3	8.4
Vented	0.0	0.0	0.0	0.0	0.0	0.0	0.0	0.0	0.0	0.0	0.0	0.0	0.0
Diff and Other	-43.6	-59.7	-56.2	-63.4	-151.6	2.5	5.0	10.0	26.9	28.8	0.6	-3.0	-303.7
Process and Frac													
Pentanes Plus	0.0	0.0	0.0	0.0	0.0	6.1	0.0	0.0	0.0	0.0	0.0	0.0	6.1
Propane	0.0	0.0	0.0	0.0	0.0	0.0	0.0	0.0	0.0	0.0	0.0	0.0	0.0
Butanes	0.0	0.0	0.0	0.0	0.0	0.0	0.0	0.0	0.0	0.0	0.0	0.0	0.0
Ethane	0.0	0.0	0.0	0.0	0.0	0.0	0.0	0.0	0.0	0.0	0.0	0.0	0.0
NGL	175.6	160.2	185.3	164.0	162.5	156.8	201.1	211.3	173.5	148.4	162.5	149.6	2,050.8
Sulphur	0.0	0.0	0.0	0.0	0.0	0.0	0.0	0.0	0.0	0.0	0.0	0.0	0.0
Sulphur Closing Inv	0.0	0.0	0.0	0.0	0.0	0.0	0.0	0.0	0.0	0.0	0.0	0.0	0.0

Unit of Measurement: Gas and Gas equivalent products: 1000m3, Liquids: m3, Sulphur: MTS

VPR6200

Facility ID ABGP0001695

Facility Name PANCDN PROVOST

Facility Licence # 7896

Facility Operator OR46

Production Month	201701	201702	201703	201704	201705	201706	201707	201708	201709	201710	201711	201712	Totals
Receipts													
Receipts from Alberta Facilities	0.0	0.0	0.0	0.0	0.0	0.0	0.0	0.0	0.0	0.0	0.0	0.0	0.0
Receipts from Non-Alberta Facilities	0.0	0.0	0.0	0.0	0.0	0.0	0.0	0.0	0.0	0.0	0.0	0.0	0.0
Dispositions													
Disposition													
Battery	0.0	0.0	0.0	0.0	0.0	0.0	0.0	0.0	0.0	0.0	0.0	0.0	0.0
Gas Gathering System	0.0	0.0	0.0	0.0	0.0	0.0	0.0	0.0	0.0	0.0	0.0	0.0	0.0
Gas Plant	0.0	0.0	0.0	0.0	0.0	0.0	0.0	0.0	0.0	0.0	0.0	0.0	0.0
Injection Facility	0.0	0.0	0.0	0.0	0.0	0.0	0.0	0.0	0.0	0.0	0.0	0.0	0.0
Meter Station	0.0	0.0	0.0	0.0	0.0	0.0	0.0	0.0	0.0	0.0	0.0	0.0	0.0
Other	0.0	0.0	0.0	0.0	0.0	0.0	0.0	0.0	0.0	0.0	0.0	0.0	0.0
Alberta Commercial	0.0	0.0	0.0	0.0	0.0	0.0	0.0	0.0	0.0	0.0	0.0	0.0	0.0
Alberta Industrial	0.0	0.0	0.0	0.0	0.0	0.0	0.0	0.0	0.0	0.0	0.0	0.0	0.0
Alberta Residential	0.0	0.0	0.0	0.0	0.0	0.0	0.0	0.0	0.0	0.0	0.0	0.0	0.0
Alberta Elec.Generation	0.0	0.0	0.0	0.0	0.0	0.0	0.0	0.0	0.0	0.0	0.0	0.0	0.0
Shrinkage													
Acid Gas	0.0	0.0	0.0	0.0	0.0	0.0	0.0	0.0	0.0	0.0	0.0	0.0	0.0
Other products	0.0	0.0	0.0	0.0	0.0	0.0	0.0	0.0	0.0	0.0	0.0	0.0	0.0
Fuel	0.0	0.0	0.0	0.0	0.0	0.0	0.0	0.0	0.0	0.0	0.0	0.0	0.0
Flared	0.0	0.0	0.0	0.0	0.0	0.0	0.0	0.0	0.0	0.0	0.0	0.0	0.0
Vented	0.0	0.0	0.0	0.0	0.0	0.0	0.0	0.0	0.0	0.0	0.0	0.0	0.0
Diff and Other	0.0	0.0	0.0	0.0	0.0	0.0	0.0	0.0	0.0	0.0	0.0	0.0	0.0
Process and Frac													
Pentanes Plus	0.0	0.0	0.4	0.0	0.0	0.0	0.0	0.0	0.0	0.0	0.0	0.0	0.4
Propane	0.0	0.0	0.0	0.0	0.0	0.0	0.0	0.0	0.0	0.0	0.0	0.0	0.0
Butanes	0.0	0.0	0.0	0.0	0.0	0.0	0.0	0.0	0.0	0.0	0.0	0.0	0.0
Ethane	0.0	0.0	0.0	0.0	0.0	0.0	0.0	0.0	0.0	0.0	0.0	0.0	0.0
NGL	0.0	0.0	0.0	0.0	0.0	0.0	0.0	0.0	0.0	0.0	0.0	0.0	0.0
Sulphur	0.0	0.0	0.0	0.0	0.0	0.0	0.0	0.0	0.0	0.0	0.0	0.0	0.0
Sulphur Closing Inv	0.0	0.0	0.0	0.0	0.0	0.0	0.0	0.0	0.0	0.0	0.0	0.0	0.0

Unit of Measurement: Gas and Gas equivalent products: 1000m3, Liquids: m3, Sulphur: MTS

VPR6200
Facility ID ABGP0001698

Facility Name MIDCOAST PROVOST

Facility Licence # 7679

Facility Operator A6N8 BOW RIVER

Production Month	201701	201702	201703	201704	201705	201706	201707	201708	201709	201710	201711	201712	Totals
Receipts													
Receipts from Alberta Facilities	5,436.5	5,182.2	5,885.5	6,510.3	6,084.4	6,163.0	6,321.1	6,558.4	6,257.5	6,278.2	5,918.9	5,854.3	72,450.3
Receipts from Non-Alberta Facilities	0.0	0.0	0.0	0.0	0.0	0.0	0.0	0.0	0.0	0.0	0.0	0.0	0.0
Dispositions													
Disposition													
Battery	1,264.3	1,152.5	1,238.0	1,169.6	1,044.2	997.9	1,184.3	1,129.0	1,092.2	1,155.4	1,207.4	1,101.1	13,735.9
Gas Gathering System	934.4	809.5	971.4	987.6	913.4	796.7	1,032.2	1,148.6	1,003.2	925.9	950.8	1,100.4	11,574.1
Gas Plant	0.0	0.0	0.0	0.0	0.0	0.0	0.0	0.0	0.0	0.0	0.0	0.0	0.0
Injection Facility	347.2	339.9	383.9	409.7	407.7	376.8	396.6	432.2	418.2	395.7	360.4	371.2	4,639.5
Meter Station	2,091.2	2,125.3	2,453.8	3,069.1	2,729.1	3,031.5	3,093.6	3,164.4	3,034.1	2,702.3	2,401.9	2,215.8	32,112.1
Other	308.8	268.4	301.9	264.6	249.0	211.8	6.7	7.1	8.0	360.5	366.4	408.9	2,762.1
Alberta Commercial	0.0	0.0	0.0	0.0	0.0	0.0	0.0	0.0	0.0	0.0	0.0	0.0	0.0
Alberta Industrial	0.0	0.0	0.0	0.0	0.0	0.0	0.0	0.0	0.0	0.0	0.0	0.0	0.0
Alberta Residential	0.0	0.0	0.0	0.0	0.0	0.0	0.0	0.0	0.0	0.0	0.0	0.0	0.0
Alberta Elec.Generation	0.0	0.0	0.0	0.0	0.0	0.0	0.0	0.0	0.0	0.0	0.0	0.0	0.0
Shrinkage													
Acid Gas	0.0	0.0	0.0	0.0	0.0	0.0	0.0	0.0	0.0	0.0	0.0	0.0	0.0
Other products	179.0	164.9	202.5	210.9	206.2	207.3	219.3	243.2	241.4	233.4	194.9	193.7	2,496.7
Fuel	367.3	332.1	375.5	399.4	399.8	379.7	370.0	390.0	387.6	409.9	406.6	417.3	4,635.2
Flared	1.5	15.1	0.2	0.0	0.5	0.3	0.4	0.4	0.3	10.0	6.3	5.0	40.0
Vented	0.0	0.0	0.0	0.0	0.0	0.0	0.0	0.0	0.0	0.0	0.0	0.0	0.0
Diff and Other	-57.2	-25.5	-41.7	-0.6	134.5	161.0	18.0	43.5	72.5	85.1	24.2	40.9	454.7
Process and Frac													
Pentanes Plus	82.0	74.6	123.8	96.9	73.3	52.0	55.3	65.1	41.8	57.8	41.4	70.0	834.0
Propane	0.0	0.0	0.0	0.0	0.0	0.0	0.0	0.0	0.0	0.0	0.0	0.0	0.0
Butanes	0.0	0.0	0.0	0.0	0.0	0.0	0.0	0.0	0.0	0.0	0.0	0.0	0.0
Ethane	0.0	0.0	0.0	0.0	0.0	0.0	0.0	0.0	0.0	0.0	0.0	0.0	0.0
NGL	714.1	658.9	779.3	841.1	842.1	866.8	916.1	1,012.1	1,013.7	964.9	811.0	780.0	10,200.1
Sulphur	0.0	0.0	0.0	0.0	0.0	0.0	0.0	0.0	0.0	0.0	0.0	0.0	0.0
Sulphur Closing Inv	0.0	0.0	0.0	0.0	0.0	0.0	0.0	0.0	0.0	0.0	0.0	0.0	0.0

Unit of Measurement: Gas and Gas equivalent products: 1000m3, Liquids: m3, Sulphur: MTS

VPR6200

Facility ID ABGP0001734

Facility Name EYREMORE 16-7-17-18w4

Facility Licence # 2224

Facility Operator A7AZ SLE

Production Month	201701	201702	201703	201704	201705	201706	201707	201708	201709	201710	201711	201712	Totals
Receipts													
Receipts from Alberta Facilities	897.3	835.4	946.6	922.8	972.5	914.6	968.7	968.0	941.8	888.9	901.3	882.1	11,040.0
Receipts from Non-Alberta Facilities	0.0	0.0	0.0	0.0	0.0	0.0	0.0	0.0	0.0	0.0	0.0	0.0	0.0
Dispositions													
Disposition													
Battery	0.0	0.0	0.0	0.0	0.0	0.0	0.0	0.0	0.0	0.0	0.0	0.0	0.0
Gas Gathering System	837.1	789.7	894.5	865.4	910.1	858.2	920.1	928.9	896.7	800.5	832.2	819.6	10,353.0
Gas Plant	0.0	0.0	0.0	0.0	0.0	0.0	0.0	0.0	0.0	0.0	0.0	0.0	0.0
Injection Facility	0.0	0.0	0.0	0.0	0.0	0.0	0.0	0.0	0.0	0.0	0.0	0.0	0.0
Meter Station	0.0	0.0	0.0	0.0	0.0	0.0	0.0	0.0	0.0	0.0	0.0	0.0	0.0
Other	0.0	0.0	0.0	0.0	0.0	0.0	0.0	0.0	0.0	0.0	0.0	0.0	0.0
Alberta Commercial	0.0	0.0	0.0	0.0	0.0	0.0	0.0	0.0	0.0	0.0	0.0	0.0	0.0
Alberta Industrial	0.0	0.0	0.0	0.0	0.0	0.0	0.0	0.0	0.0	0.0	0.0	0.0	0.0
Alberta Residential	0.0	0.0	0.0	0.0	0.0	0.0	0.0	0.0	0.0	0.0	0.0	0.0	0.0
Alberta Elec.Generation	0.0	0.0	0.0	0.0	0.0	0.0	0.0	0.0	0.0	0.0	0.0	0.0	0.0
Shrinkage													
Acid Gas	12.5	8.7	11.9	10.8	11.8	10.4	8.9	8.7	8.6	8.7	10.9	11.6	123.5
Other products	0.0	0.0	0.0	0.0	0.0	0.0	0.0	0.0	0.0	0.0	0.0	0.0	0.0
Fuel	58.9	48.9	54.1	52.1	51.4	47.5	52.1	52.0	52.9	66.5	61.6	43.4	641.4
Flared	0.0	0.0	0.0	0.0	0.0	0.0	0.0	0.0	0.0	0.0	0.0	0.0	0.0
Vented	0.0	0.0	0.0	0.0	0.0	0.0	0.0	0.0	0.0	0.0	0.0	0.0	0.0
Diff and Other	-11.2	-11.9	-13.9	-5.5	-0.8	-1.5	-12.4	-21.6	-16.4	13.2	-3.4	7.5	-77.9
Process and Frac													
Pentanes Plus	0.0	0.0	0.0	0.0	0.0	0.0	0.0	0.0	0.0	0.0	0.0	0.0	0.0
Propane	0.0	0.0	0.0	0.0	0.0	0.0	0.0	0.0	0.0	0.0	0.0	0.0	0.0
Butanes	0.0	0.0	0.0	0.0	0.0	0.0	0.0	0.0	0.0	0.0	0.0	0.0	0.0
Ethane	0.0	0.0	0.0	0.0	0.0	0.0	0.0	0.0	0.0	0.0	0.0	0.0	0.0
NGL	0.0	0.0	0.0	0.0	0.0	0.0	0.0	0.0	0.0	0.0	0.0	0.0	0.0
Sulphur	0.0	0.0	0.0	0.0	0.0	0.0	0.0	0.0	0.0	0.0	0.0	0.0	0.0
Sulphur Closing Inv	0.0	0.0	0.0	0.0	0.0	0.0	0.0	0.0	0.0	0.0	0.0	0.0	0.0

Unit of Measurement: Gas and Gas equivalent products: 1000m3, Liquids: m3, Sulphur: MTS

VPR6200

Facility ID ABGP0001880

Facility Name CLEAR HILLS BNDYLKS 16-11-88-13W6

Facility Licence # 17375

Facility Operator OHE9 CNRL

Production Month	201701	201702	201703	201704	201705	201706	201707	201708	201709	201710	201711	201712	Totals
Receipts													
Receipts from Alberta Facilities	32,640.5	30,211.3	31,734.8	26,349.2	32,304.4	30,470.1	28,129.0	28,852.3	29,645.9	29,645.2	25,144.9	26,499.5	351,627.1
Receipts from Non-Alberta Facilities	0.0	0.0	0.0	0.0	0.0	0.0	0.0	0.0	0.0	0.0	0.0	0.0	0.0
Dispositions													
Disposition													
Battery	0.0	0.0	0.0	0.0	0.0	0.0	0.0	0.0	0.0	0.0	0.0	0.0	0.0
Gas Gathering System	0.0	0.0	0.0	0.0	0.0	0.0	0.0	0.0	0.0	0.0	0.0	0.0	0.0
Gas Plant	0.0	0.0	0.0	0.0	0.0	0.0	0.0	0.0	0.0	0.0	0.0	0.0	0.0
Injection Facility	279.0	259.0	297.6	229.0	277.0	264.0	267.0	279.5	262.0	247.7	229.9	250.1	3,141.8
Meter Station	31,668.5	29,307.5	30,677.0	25,404.3	31,413.5	29,654.2	27,129.0	27,936.5	28,790.4	28,893.9	24,483.6	25,689.0	341,047.4
Other	0.0	0.0	0.0	0.0	0.0	0.0	0.0	0.0	0.0	0.0	0.0	0.0	0.0
Alberta Commercial	0.0	0.0	0.0	0.0	0.0	0.0	0.0	0.0	0.0	0.0	0.0	0.0	0.0
Alberta Industrial	0.0	0.0	0.0	0.0	0.0	0.0	0.0	0.0	0.0	0.0	0.0	0.0	0.0
Alberta Residential	0.0	0.0	0.0	0.0	0.0	0.0	0.0	0.0	0.0	0.0	0.0	0.0	0.0
Alberta Elec.Generation	0.0	0.0	0.0	0.0	0.0	0.0	0.0	0.0	0.0	0.0	0.0	0.0	0.0
Shrinkage													
Acid Gas	0.0	0.0	0.0	0.0	0.0	0.0	0.0	0.0	0.0	0.0	0.0	0.0	0.0
Other products	439.7	401.6	454.4	382.7	432.2	381.5	344.1	378.4	404.9	381.3	330.1	362.4	4,693.3
Fuel	646.0	608.4	635.8	571.3	587.3	523.7	545.7	544.1	533.5	523.9	484.5	534.9	6,739.1
Flared	5.6	4.6	3.5	14.8	10.9	14.0	119.2	107.7	97.9	102.9	172.5	72.2	725.8
Vented	0.0	0.0	0.0	0.0	0.0	6.9	8.3	0.9	0.9	0.0	1.1	1.6	19.7
Diff and Other	-398.3	-369.8	-333.5	-252.9	-416.5	-374.2	-284.3	-394.8	-443.7	-504.5	-556.8	-410.7	-4,740.0
Process and Frac													
Pentanes Plus	121.9	123.1	126.6	90.7	125.2	100.0	50.3	75.8	72.5	64.7	108.6	63.6	1,123.0
Propane	0.0	0.0	0.0	0.0	0.0	0.0	0.0	0.0	0.0	0.0	0.0	0.0	0.0
Butanes	0.0	0.0	0.0	0.0	0.0	0.0	0.0	0.0	0.0	0.0	0.0	0.0	0.0
Ethane	0.0	0.0	0.0	0.0	0.0	0.0	0.0	0.0	0.0	0.0	0.0	0.0	0.0
NGL	1,734.4	1,574.1	1,786.0	1,523.9	1,706.8	1,527.9	1,415.2	1,540.0	1,655.1	1,556.5	1,297.3	1,467.9	18,785.1
Sulphur	0.0	0.0	0.0	0.0	0.0	0.0	0.0	0.0	0.0	0.0	0.0	0.0	0.0
Sulphur Closing Inv	0.0	0.0	0.0	0.0	0.0	0.0	0.0	0.0	0.0	0.0	0.0	0.0	0.0

Unit of Measurement: Gas and Gas equivalent products: 1000m3, Liquids: m3, Sulphur: MTS

VPR6200

Facility ID ABGP0001888

Facility Name PANCDN WAYNE-ROSEDALE

Facility Licence # 3817

Facility Operator A5M4 MNK

Production Month	201701	201702	201703	201704	201705	201706	201707	201708	201709	201710	201711	201712	Totals
Receipts													
Receipts from Alberta Facilities	1,243.2	1,405.7	1,735.7	1,726.0	1,691.1	1,663.9	1,702.8	1,705.3	1,234.9	1,394.3	1,496.6	1,639.8	18,639.3
Receipts from Non-Alberta Facilities	0.0	0.0	0.0	0.0	0.0	0.0	0.0	0.0	0.0	0.0	0.0	0.0	0.0
Dispositions													
Disposition													
Battery	0.0	0.0	0.0	0.0	0.0	0.0	0.0	0.0	0.0	0.0	0.0	0.0	0.0
Gas Gathering System	1,080.3	1,331.4	1,480.7	1,439.4	1,420.3	1,397.4	1,430.3	1,430.7	1,015.0	1,071.9	1,168.4	1,313.7	15,579.5
Gas Plant	0.0	0.0	0.0	0.0	0.0	0.0	0.0	0.0	0.0	0.0	0.0	0.0	0.0
Injection Facility	41.5	58.4	61.9	61.9	55.3	59.2	59.2	60.1	40.7	40.7	49.0	48.9	636.8
Meter Station	0.0	0.0	0.0	0.0	0.0	0.0	0.0	0.0	0.0	0.0	0.0	0.0	0.0
Other	0.0	0.0	0.0	0.0	0.0	0.0	0.0	0.0	0.0	0.0	0.0	0.0	0.0
Alberta Commercial	0.0	0.0	0.0	0.0	0.0	0.0	0.0	0.0	0.0	0.0	0.0	0.0	0.0
Alberta Industrial	0.0	0.0	0.0	0.0	0.0	0.0	0.0	0.0	0.0	0.0	0.0	0.0	0.0
Alberta Residential	0.0	0.0	0.0	0.0	0.0	0.0	0.0	0.0	0.0	0.0	0.0	0.0	0.0
Alberta Elec.Generation	0.0	0.0	0.0	0.0	0.0	0.0	0.0	0.0	0.0	0.0	0.0	0.0	0.0
Shrinkage													
Acid Gas	0.0	0.0	0.0	0.0	0.0	0.0	0.0	0.0	0.0	0.0	0.0	0.0	0.0
Other products	29.8	40.6	49.1	40.2	34.0	50.9	32.9	32.3	20.5	14.3	7.0	13.2	364.8
Fuel	103.3	4.5	186.0	215.3	203.0	196.0	201.3	202.5	157.5	249.5	246.0	249.2	2,214.1
Flared	1.8	1.0	0.2	0.2	1.0	0.1	0.4	0.0	0.6	0.6	4.0	9.3	19.2
Vented	0.0	0.0	0.0	0.0	0.0	0.0	0.0	0.0	0.0	0.0	0.0	0.0	0.0
Diff and Other	-13.5	-30.2	-42.2	-31.0	-22.5	-39.7	-21.3	-20.3	0.6	17.3	22.2	5.5	-175.1
Process and Frac													
Pentanes Plus	0.0	0.0	0.0	0.0	0.0	0.5	0.5	0.2	0.0	0.0	0.4	0.0	1.6
Propane	0.0	0.0	0.0	0.0	0.0	0.0	0.0	0.0	0.0	0.0	0.0	0.0	0.0
Butanes	0.0	0.0	0.0	0.0	0.0	0.0	0.0	0.0	0.0	0.0	0.0	0.0	0.0
Ethane	0.0	0.0	0.0	0.0	0.0	0.0	0.0	0.0	0.0	0.0	0.0	0.0	0.0
NGL	118.4	161.1	194.2	165.2	140.3	207.7	135.0	147.2	84.8	53.2	27.7	53.5	1,488.3
Sulphur	0.0	0.0	0.0	0.0	0.0	0.0	0.0	0.0	0.0	0.0	0.0	0.0	0.0
Sulphur Closing Inv	0.0	0.0	0.0	0.0	0.0	0.0	0.0	0.0	0.0	0.0	0.0	0.0	0.0

Unit of Measurement: Gas and Gas equivalent products: 1000m3, Liquids: m3, Sulphur: MTS

VPR6200

Facility ID ABGP0001892

Facility Name AEC SADDLE HILLS

Facility Licence # 22254

Facility Operator 0026 ECA

Production Month	201701	201702	201703	201704	201705	201706	201707	201708	201709	201710	201711	201712	Totals
Receipts													
Receipts from Alberta Facilities	159,500.9	142,291.1	158,839.4	155,344.8	163,939.1	158,865.3	165,634.7	161,897.3	159,715.2	161,975.2	158,584.4	166,225.3	1,912,812.7
Receipts from Non-Alberta Facilities	0.0	0.0	0.0	0.0	0.0	0.0	0.0	0.0	0.0	0.0	0.0	0.0	0.0
Dispositions													
Disposition													
Battery	4,181.3	3,438.9	3,456.3	3,299.5	3,395.2	2,836.5	2,956.4	2,460.7	2,897.2	3,622.4	4,110.0	2,690.0	39,344.4
Gas Gathering System	2,072.4	1,910.5	2,474.4	2,368.1	2,324.9	1,722.4	1,767.2	462.8	2,176.7	1,934.3	2,166.3	2,465.9	23,845.9
Gas Plant	0.0	0.0	0.0	0.0	0.0	0.0	0.0	0.0	0.0	0.0	0.0	0.0	0.0
Injection Facility	0.0	0.0	0.0	0.0	0.0	0.0	0.0	0.0	0.0	0.0	0.0	0.0	0.0
Meter Station	132,916.2	119,633.2	132,369.4	128,274.7	137,504.7	134,593.3	139,540.9	135,408.5	134,484.2	134,994.9	132,116.2	138,476.7	1,600,312.9
Other	0.0	0.0	0.0	0.0	0.0	0.0	0.0	0.0	0.0	0.0	0.0	0.0	0.0
Alberta Commercial	0.0	0.0	0.0	0.0	0.0	0.0	0.0	0.0	0.0	0.0	0.0	0.0	0.0
Alberta Industrial	0.0	0.0	0.0	0.0	0.0	0.0	0.0	0.0	0.0	0.0	0.0	0.0	0.0
Alberta Residential	0.0	0.0	0.0	0.0	0.0	0.0	0.0	0.0	0.0	0.0	0.0	0.0	0.0
Alberta Elec.Generation	0.0	0.0	0.0	0.0	0.0	0.0	0.0	0.0	0.0	0.0	0.0	0.0	0.0
Shrinkage													
Acid Gas	8,331.7	7,356.1	7,902.4	7,748.2	8,262.0	8,090.8	8,320.5	8,102.2	8,078.0	8,327.4	7,973.7	8,289.0	96,782.0
Other products	11,469.5	10,105.7	11,711.9	12,653.9	12,135.9	12,221.4	12,721.5	12,786.2	11,956.8	12,746.1	12,440.6	13,467.7	146,417.2
Fuel	1,716.4	1,292.4	1,588.6	1,795.5	1,695.7	1,602.9	1,719.1	1,646.6	1,560.9	1,698.5	1,715.8	1,809.5	19,841.9
Flared	189.0	174.7	420.2	207.6	181.6	201.6	343.4	192.2	215.7	210.3	328.4	166.4	2,831.1
Vented	0.0	0.0	0.0	0.0	0.0	0.0	0.0	0.0	0.0	0.0	0.0	0.0	0.0
Diff and Other	-1,375.6	-1,620.4	-1,083.8	-1,002.7	-1,560.9	-2,403.6	-1,734.3	838.1	-1,654.3	-1,558.7	-2,266.6	-1,139.9	-16,562.7
Process and Frac													
Pentanes Plus	39,960.8	34,844.0	41,119.2	45,903.1	43,089.4	44,246.0	46,295.3	47,112.3	42,430.6	45,518.5	44,823.8	48,979.7	524,322.7
Propane	0.0	0.0	0.0	0.0	0.0	0.0	0.0	0.0	0.0	0.0	0.0	0.0	0.0
Butanes	0.0	0.0	0.0	0.0	0.0	0.0	0.0	0.0	0.0	0.0	0.0	0.0	0.0
Ethane	0.0	0.0	0.0	0.0	0.0	0.0	0.0	0.0	0.0	0.0	0.0	0.0	0.0
NGL	12,717.2	11,489.2	12,710.5	12,526.4	12,757.1	12,161.9	12,486.7	12,077.0	12,620.4	13,207.7	12,569.6	13,229.1	150,552.8
Sulphur	11,238.4	9,933.2	10,727.3	10,728.6	10,739.8	10,614.7	11,079.3	10,707.6	11,085.2	11,122.6	10,581.2	11,388.1	129,946.0
Sulphur Closing Inv	1,607.9	1,930.9	2,361.5	2,056.6	1,973.3	2,067.0	1,757.9	2,224.9	2,100.2	2,291.4	2,296.4	2,162.6	

Unit of Measurement: Gas and Gas equivalent products: 1000m3, Liquids: m3, Sulphur: MTS

VPR6200

Facility ID ABGP0001901

Facility Name EMPRESS 6

Facility Licence # 2616

Facility Operator A31G PMC

Production Month	201701	201702	201703	201704	201705	201706	201707	201708	201709	201710	201711	201712	Totals
Receipts													
Receipts from Alberta Facilities	1,261,573. 0	1,042,862. 0	1,148,229. 0	1,103,536. 0	1,076,044. 0	1,061,647. 0	1,025,002. 9	829,057.0	1,004,080. 0	935,982.0	1,397,801. 0	1,578,291. 0	13,464,104.9
Receipts from Non-Alberta Facilities	0.0	0.0	0.0	0.0	0.0	0.0	0.0	0.0	0.0	0.0	0.0	0.0	0.0
Dispositions													
Disposition													
Battery	0.0	0.0	0.0	0.0	0.0	0.0	0.0	0.0	0.0	0.0	0.0	0.0	0.0
Gas Gathering System	0.0	0.0	0.0	0.0	0.0	0.0	0.0	0.0	0.0	0.0	0.0	0.0	0.0
Gas Plant	0.0	0.0	0.0	0.0	0.0	0.0	0.0	0.0	0.0	0.0	0.0	0.0	0.0
Injection Facility	0.0	0.0	0.0	0.0	0.0	0.0	0.0	0.0	0.0	0.0	0.0	0.0	0.0
Meter Station	1,194,901. 5	985,121.2	1,085,905.	1,043,450.	1,014,653.	1,023,966.	962,748.3	774,230.3	942,802.4	879,277.3	1,326,340.	1,497,099.	12,730,496.5
Other	0.0	0.0	0.0	0.0	0.0	0.0	0.0	0.0	0.0	0.0	0.0	0.0	0.0
Alberta Commercial	0.0	0.0	0.0	0.0	0.0	0.0	0.0	0.0	0.0	0.0	0.0	0.0	0.0
Alberta Industrial	0.0	0.0	0.0	0.0	0.0	0.0	0.0	0.0	0.0	0.0	0.0	0.0	0.0
Alberta Residential	0.0	0.0	0.0	0.0	0.0	0.0	0.0	0.0	0.0	0.0	0.0	0.0	0.0
Alberta Elec.Generation	0.0	0.0	0.0	0.0	0.0	0.0	0.0	0.0	0.0	0.0	0.0	0.0	0.0
Shrinkage													
Acid Gas	0.0	0.0	0.0	0.0	0.0	0.0	0.0	0.0	0.0	0.0	0.0	0.0	0.0
Other products	78,492.1	53,910.0	51,967.3	43,277.4	36,788.1	43,742.1	40,165.4	29,256.7	31,784.6	32,591.6	36,687.1	61,432.1	540,094.5
Fuel	12,108.0	10,588.0	11,460.0	10,715.0	11,016.0	10,876.0	10,349.0	9,824.9	10,446.3	10,244.5	12,961.9	14,571.0	135,160.6
Flared	324.7	330.0	203.3	352.4	1,093.7	2,022.2	2,773.7	3,456.1	2,758.7	2,536.1	1,088.0	257.5	17,196.4
Vented	0.0	0.0	0.0	0.0	0.0	0.0	0.0	0.0	0.0	0.0	0.0	0.0	0.0
Diff and Other	-24,253.3	-7,087.2	-1,307.3	5,740.5	12,493.0	-18,959.3	8,966.5	12,289.0	16,288.0	11,332.5	20,723.4	4,931.1	41,156.9
Process and Frac													
Pentanes Plus	12,653.7	6,656.5	6,262.4	7,086.5	12,837.8	6,802.8	6,519.1	5,398.9	6,582.7	4,638.5	7,915.6	11,506.6	94,861.1
Propane	122,159.7	103,693.1	80,687.2	33,717.0	32,542.5	39,329.5	19,529.7	15,669.1	23,016.6	32,923.1	44,018.3	72,769.0	620,054.8
Butanes	48,691.6	31,779.2	12,307.4	26,596.1	25,655.1	22,493.5	7,991.7	10,285.2	13,509.2	13,381.5	20,925.7	27,480.0	261,096.2
Ethane	108,138.6	57,984.5	90,098.1	90,640.5	62,940.3	92,346.7	101,298.8	76,163.0	74,224.4	67,500.2	62,088.3	112,341.4	995,764.8
NGL	2,845.0	1,978.0	1,849.0	2,975.8	5,679.2	1,455.3	12,115.7	0.0	135.4	1,975.9	2,165.6	4,045.1	37,220.0
Sulphur	0.0	0.0	0.0	0.0	0.0	0.0	0.0	0.0	0.0	0.0	0.0	0.0	0.0
Sulphur Closing Inv	0.0	0.0	0.0	0.0	0.0	0.0	0.0	0.0	0.0	0.0	0.0	0.0	0.0

VPR6200
Facility ID ABGP0001902

Facility Name Empress Gas Plant

Facility Licence # 2618

Facility Operator A31G PMC

Production Month	201701	201702	201703	201704	201705	201706	201707	201708	201709	201710	201711	201712	Totals
Receipts													
Receipts from Alberta Facilities	1,703,399. 1	1,536,624. 9	1,744,842. 5	1,476,582. 0	1,573,101. 9	1,516,756. 8	1,478,129. 9	1,668,902. 7	1,481,868. 0	1,702,005. 7	1,758,950. 8	1,794,725. 8	19,435,890.1
Receipts from Non-Alberta Facilities	0.0	0.0	0.0	0.0	0.0	0.0	0.0	0.0	0.0	0.0	0.0	0.0	0.0
Dispositions													
Disposition													
Battery	0.0	0.0	0.0	0.0	0.0	0.0	0.0	0.0	0.0	0.0	0.0	0.0	0.0
Gas Gathering System	0.0	0.0	0.0	0.0	0.0	0.0	0.0	0.0	0.0	0.0	0.0	0.0	0.0
Gas Plant	0.0	0.0	0.0	0.0	0.0	0.0	0.0	0.0	0.0	0.0	0.0	0.0	0.0
Injection Facility	0.0	0.0	0.0	0.0	0.0	0.0	0.0	0.0	0.0	0.0	0.0	0.0	0.0
Meter Station	1,614,552. 4	1,463,869. 0	1,651,080.	1,391,669.	1,489,781.	1,429,493.	1,394,435.	1,582,044.	1,415,331.	1,614,813.	1,679,666.	1,700,070.	18,426,808.2
Other	0.0	0.0	0.0	0.0	0.0	0.0	0.0	0.0	0.0	0.0	0.0	0.0	0.0
Alberta Commercial	0.0	0.0	0.0	0.0	0.0	0.0	0.0	0.0	0.0	0.0	0.0	0.0	0.0
Alberta Industrial	0.0	0.0	0.0	0.0	0.0	0.0	0.0	0.0	0.0	0.0	0.0	0.0	0.0
Alberta Residential	0.0	0.0	0.0	0.0	0.0	0.0	0.0	0.0	0.0	0.0	0.0	0.0	0.0
Alberta Elec.Generation	0.0	0.0	0.0	0.0	0.0	0.0	0.0	0.0	0.0	0.0	0.0	0.0	0.0
Shrinkage													
Acid Gas	0.0	0.0	0.0	0.0	0.0	0.0	0.0	0.0	0.0	0.0	0.0	0.0	0.0
Other products	85,794.3	70,134.0	90,740.2	82,172.7	80,656.1	84,581.6	81,316.6	84,273.8	64,301.9	84,125.6	76,425.5	91,520.7	976,043.0
Fuel	2,360.0	2,138.6	2,292.6	2,014.6	2,080.1	1,961.4	1,825.2	2,057.7	1,800.5	2,432.3	2,361.8	2,391.6	25,716.4
Flared	0.0	0.7	0.7	0.7	39.6	2.6	7.9	24.0	143.8	120.3	104.1	91.8	536.2
Vented	0.0	0.0	0.0	0.0	0.0	0.0	0.0	0.0	0.0	0.0	0.0	0.0	0.0
Diff and Other	692.4	482.6	728.2	724.9	545.1	717.9	545.1	502.6	289.9	513.6	393.2	650.8	6,786.3
Process and Frac													
Pentanes Plus	0.0	0.0	0.0	0.0	50.6	0.0	0.0	0.0	0.0	0.0	0.0	0.0	50.6
Propane	0.0	0.0	0.0	0.0	0.0	0.0	0.0	0.0	0.0	0.0	0.0	0.0	0.0
Butanes	0.0	0.0	0.0	0.0	0.0	0.0	0.0	0.0	0.0	0.0	0.0	0.0	0.0
Ethane	195,639.4	149,710.4	209,935.8	193,584.1	177,914.8	199,265.8	188,938.1	184,838.8	133,602.1	186,683.8	157,586.6	207,555.1	2,185,254.8
NGL	118,521.9	107,909.4	122,079.8	106,783.4	117,895.0	109,911.8	108,645.0	124,386.0	103,065.0	121,709.0	123,673.0	127,625.0	1,392,204.3
Sulphur	0.0	0.0	0.0	0.0	0.0	0.0	0.0	0.0	0.0	0.0	0.0	0.0	0.0
Sulphur Closing Inv	0.0	0.0	0.0	0.0	0.0	0.0	0.0	0.0	0.0	0.0	0.0	0.0	0.0

VPR6200

Facility ID ABGP0001903

Facility Name COCHRANE EXTRACTION PLANT

Facility Licence # 20329

Facility Operator A10L IPEL

Production Month	201701	201702	201703	201704	201705	201706	201707	201708	201709	201710	201711	201712	Totals
Receipts													
Receipts from Alberta Facilities	1,987,630.7	1,744,155.8	1,881,270.3	1,711,723.0	1,713,590.1	39,584.8	1,472,865.5	1,390,299.4	1,617,779.9	1,557,453.8	1,633,633.9	1,877,231.1	18,627,218.3
Receipts from Non-Alberta Facilities	0.0	0.0	0.0	0.0	0.0	0.0	0.0	0.0	0.0	0.0	0.0	0.0	0.0
Dispositions													
Disposition													
Battery	0.0	0.0	0.0	0.0	0.0	0.0	0.0	0.0	0.0	0.0	0.0	0.0	0.0
Gas Gathering System	0.0	0.0	0.0	0.0	0.0	0.0	0.0	0.0	0.0	0.0	0.0	0.0	0.0
Gas Plant	0.0	0.0	0.0	0.0	0.0	0.0	0.0	0.0	0.0	0.0	0.0	0.0	0.0
Injection Facility	0.0	0.0	0.0	0.0	0.0	0.0	0.0	0.0	0.0	0.0	0.0	0.0	0.0
Meter Station	1,869,399.8	1,636,913.1	1,769,499.3	1,620,418.8	1,619,431.1	37,688.3	1,389,078.8	1,324,415.5	1,518,428.8	1,468,582.8	1,551,361.8	1,772,395.8	17,577,611.9
Other	0.0	0.0	0.0	0.0	0.0	0.0	0.0	0.0	0.0	0.0	0.0	0.0	0.0
Alberta Commercial	0.0	0.0	0.0	0.0	0.0	0.0	0.0	0.0	0.0	0.0	0.0	0.0	0.0
Alberta Industrial	0.0	0.0	0.0	0.0	0.0	0.0	0.0	0.0	0.0	0.0	0.0	0.0	0.0
Alberta Residential	0.0	0.0	0.0	0.0	0.0	0.0	0.0	0.0	0.0	0.0	0.0	0.0	0.0
Alberta Elec.Generation	0.0	0.0	0.0	0.0	0.0	0.0	0.0	0.0	0.0	0.0	0.0	0.0	0.0
Shrinkage													
Acid Gas	0.0	0.0	0.0	0.0	0.0	0.0	0.0	0.0	0.0	0.0	0.0	0.0	0.0
Other products	96,106.8	87,541.9	92,095.3	74,564.9	78,491.9	1,367.3	68,708.8	52,160.7	83,694.3	74,546.3	62,934.6	83,277.9	855,490.7
Fuel	21,702.2	19,300.7	19,281.9	16,467.4	15,349.4	451.3	13,633.8	13,350.4	15,342.1	13,993.3	19,226.1	21,180.3	189,278.9
Flared	14.3	0.3	13.9	41.1	33.1	75.9	1,317.4	286.1	7.9	22.7	17.4	54.6	1,884.7
Vented	0.0	0.0	0.0	0.0	0.0	0.0	0.0	0.0	0.0	0.0	0.3	0.0	0.3
Diff and Other	407.6	399.8	379.8	231.1	284.0	2.0	127.2	86.7	306.7	309.2	94.4	323.3	2,951.8
Process and Frac													
Pentanes Plus	0.4	0.0	0.0	0.0	0.0	5.3	0.0	0.0	0.0	0.0	0.0	0.0	5.7
Propane	0.0	0.0	0.0	0.0	0.0	0.0	0.0	0.0	0.0	0.0	0.0	0.0	0.0
Butanes	0.0	0.0	0.0	0.0	0.0	0.0	0.0	0.0	0.0	0.0	0.0	0.0	0.0
Ethane	196,683.4	184,212.5	189,373.7	134,665.2	149,384.9	2,631.2	137,308.6	88,072.0	169,417.8	146,827.0	101,845.4	156,755.0	1,657,176.7
NGL	156,188.9	136,930.6	148,696.6	140,532.7	139,622.2	2,398.7	115,354.4	105,059.5	138,207.2	127,303.1	131,322.5	150,115.9	1,491,732.3
Sulphur	0.0	0.0	0.0	0.0	0.0	0.0	0.0	0.0	0.0	0.0	0.0	0.0	0.0
Sulphur Closing Inv	0.0	0.0	0.0	0.0	0.0	0.0	0.0	0.0	0.0	0.0	0.0	0.0	0.0

VPR6200

Facility ID ABGP0001906

Facility Name AMOCO ELLERSLIE

Facility Licence # 12039

Facility Operator A0TK AOP

Production Month	201701	201702	201703	201704	201705	201706	201707	201708	201709	201710	201711	201712	Totals
Receipts													
Receipts from Alberta Facilities	117,160.3	112,007.7	124,034.4	125,554.1	121,631.8	66,544.0	121,212.6	117,514.0	120,861.4	104,336.6	131,866.3	136,487.7	1,399,210.9
Receipts from Non-Alberta Facilities	0.0	0.0	0.0	0.0	0.0	0.0	0.0	0.0	0.0	0.0	0.0	0.0	0.0
Dispositions													
Disposition													
Battery	0.0	0.0	0.0	0.0	0.0	0.0	0.0	0.0	0.0	0.0	0.0	0.0	0.0
Gas Gathering System	0.0	0.0	0.0	0.0	0.0	0.0	0.0	0.0	0.0	0.0	0.0	0.0	0.0
Gas Plant	0.0	0.0	0.0	0.0	0.0	0.0	0.0	0.0	0.0	0.0	0.0	0.0	0.0
Injection Facility	0.0	0.0	0.0	0.0	0.0	0.0	0.0	0.0	0.0	0.0	0.0	0.0	0.0
Meter Station	110,775.0	107,140.0	117,361.0	120,547.8	115,906.1	62,919.0	113,893.9	111,967.1	116,351.0	101,234.3	126,720.4	126,720.4	1,331,536.0
Other	0.0	0.0	0.0	0.0	0.0	0.0	0.0	0.0	0.0	0.0	0.0	0.0	0.0
Alberta Commercial	0.0	0.0	0.0	0.0	0.0	0.0	0.0	0.0	0.0	0.0	0.0	0.0	0.0
Alberta Industrial	0.0	0.0	0.0	0.0	0.0	0.0	0.0	0.0	0.0	0.0	0.0	0.0	0.0
Alberta Residential	0.0	0.0	0.0	0.0	0.0	0.0	0.0	0.0	0.0	0.0	0.0	0.0	0.0
Alberta Elec.Generation	0.0	0.0	0.0	0.0	0.0	0.0	0.0	0.0	0.0	0.0	0.0	0.0	0.0
Shrinkage													
Acid Gas	0.0	0.0	0.0	0.0	0.0	0.0	0.0	0.0	0.0	0.0	0.0	0.0	0.0
Other products	7,433.3	4,970.2	6,994.2	6,057.2	5,700.6	4,138.1	7,519.0	6,663.9	5,922.3	4,737.1	6,508.4	9,282.3	75,926.6
Fuel	307.6	273.6	301.2	266.0	229.8	123.0	214.0	214.0	223.0	230.5	294.5	325.1	3,002.3
Flared	0.0	0.4	3.4	1.1	0.0	35.1	0.9	0.3	1.0	0.1	1.3	0.1	43.7
Vented	0.0	0.0	0.0	0.0	0.0	0.0	0.0	0.0	0.0	0.0	0.0	0.0	0.0
Diff and Other	-1,355.6	-376.5	-625.4	-1,318.0	-204.7	-671.2	-415.2	-1,331.3	-1,635.9	-1,865.4	-1,658.3	159.8	-11,297.7
Process and Frac													
Pentanes Plus	0.0	0.0	0.0	0.0	0.0	5.7	0.0	0.0	0.0	0.0	0.0	0.0	5.7
Propane	0.0	0.0	0.0	0.0	0.0	0.0	0.0	0.0	0.0	0.0	0.0	0.0	0.0
Butanes	0.0	0.0	0.0	0.0	0.0	0.0	0.0	0.0	0.0	0.0	0.0	0.0	0.0
Ethane	13,289.8	5,533.8	11,222.7	7,129.8	7,235.2	7,587.5	13,710.0	10,014.1	7,603.6	5,473.5	8,906.7	17,995.3	115,702.0
NGL	14,041.1	12,968.1	14,584.6	15,406.1	13,918.0	7,601.8	13,900.1	14,621.0	14,397.7	12,166.5	15,222.1	16,045.2	164,872.3
Sulphur	0.0	0.0	0.0	0.0	0.0	0.0	0.0	0.0	0.0	0.0	0.0	0.0	0.0
Sulphur Closing Inv	0.0	0.0	0.0	0.0	0.0	0.0	0.0	0.0	0.0	0.0	0.0	0.0	0.0

VPR6200

Facility ID ABGP0001907

Facility Name ATCO MIDSTREAM EMPRESS (3)

Facility Licence # 2615

Facility Operator 0Z2W

Production Month	201701	201702	201703	201704	201705	201706	201707	201708	201709	201710	201711	201712	Totals
	SHUTIN			SHUTIN						SHUTIN			
Receipts													
Receipts from Alberta Facilities	0.0	0.0	0.0	0.0	0.0	0.0	0.0	0.0	0.0	0.0	0.0	0.0	0.0
Receipts from Non-Alberta Facilities	0.0	0.0	0.0	0.0	0.0	0.0	0.0	0.0	0.0	0.0	0.0	0.0	0.0
Dispositions													
Disposition	Battery	0.0	0.0	0.0	0.0	0.0	0.0	0.0	0.0	0.0	0.0	0.0	0.0
	Gas Gathering System	0.0	0.0	0.0	0.0	0.0	0.0	0.0	0.0	0.0	0.0	0.0	0.0
	Gas Plant	0.0	0.0	0.0	0.0	0.0	0.0	0.0	0.0	0.0	0.0	0.0	0.0
	Injection Facility	0.0	0.0	0.0	0.0	0.0	0.0	0.0	0.0	0.0	0.0	0.0	0.0
	Meter Station	0.0	0.0	0.0	0.0	0.0	0.0	0.0	0.0	0.0	0.0	0.0	0.0
	Other	0.0	0.0	0.0	0.0	0.0	0.0	0.0	0.0	0.0	0.0	0.0	0.0
	Alberta Commercial	0.0	0.0	0.0	0.0	0.0	0.0	0.0	0.0	0.0	0.0	0.0	0.0
	Alberta Industrial	0.0	0.0	0.0	0.0	0.0	0.0	0.0	0.0	0.0	0.0	0.0	0.0
	Alberta Residential	0.0	0.0	0.0	0.0	0.0	0.0	0.0	0.0	0.0	0.0	0.0	0.0
	Alberta Elec.Generation	0.0	0.0	0.0	0.0	0.0	0.0	0.0	0.0	0.0	0.0	0.0	0.0
Shrinkage	Acid Gas	0.0	0.0	0.0	0.0	0.0	0.0	0.0	0.0	0.0	0.0	0.0	0.0
	Other products	0.0	0.0	0.0	0.0	0.0	0.0	0.0	0.0	0.0	0.0	0.0	0.0
Fuel		0.0	0.0	0.0	0.0	0.0	0.0	0.0	0.0	0.0	0.0	0.0	0.0
Flared		0.0	0.0	0.0	0.0	0.0	0.0	0.0	0.0	0.0	0.0	0.0	0.0
Vented		0.0	0.0	0.0	0.0	0.0	0.0	0.0	0.0	0.0	0.0	0.0	0.0
Diff and Other		0.0	0.0	0.0	0.0	0.0	0.0	0.0	0.0	0.0	0.0	0.0	0.0
Process and Frac													
	Pentanes Plus	0.0	0.0	0.0	0.0	0.0	0.0	0.0	0.0	0.0	0.0	0.0	0.0
	Propane	0.0	0.0	0.0	0.0	0.0	0.0	0.0	0.0	0.0	0.0	0.0	0.0
	Butanes	0.0	0.0	0.0	0.0	0.0	0.0	0.0	0.0	0.0	0.0	0.0	0.0
	Ethane	0.0	0.0	0.0	0.0	0.0	0.0	0.0	0.0	0.0	0.0	0.0	0.0
	NGL	0.0	0.0	0.0	0.0	0.0	0.0	0.0	0.0	0.0	0.0	0.0	0.0
	Sulphur	0.0	0.0	0.0	0.0	0.0	0.0	0.0	0.0	0.0	0.0	0.0	0.0
	Sulphur Closing Inv	0.0	0.0	0.0	0.0	0.0	0.0	0.0	0.0	0.0	0.0	0.0	0.0

VPR6200

Facility ID ABGP0001909

Facility Name PANCDN EMPRESS

Facility Licence # 2612

Facility Operator A1R7 1195714

Production Month	201701	201702	201703	201704	201705	201706	201707	201708	201709	201710	201711	201712	Totals
Receipts													
Receipts from Alberta Facilities	1,053,192.7	951,243.9	1,052,534.2	1,019,314.5	1,052,894.0	1,012,205.0	1,047,332.1	1,047,951.0	965,884.6	1,014,613.5	1,019,894.9	1,052,564.2	12,289,624.6
Receipts from Non-Alberta Facilities	0.0	0.0	0.0	0.0	0.0	0.0	0.0	0.0	0.0	0.0	0.0	0.0	0.0
Dispositions													
Disposition													
Battery	0.0	0.0	0.0	0.0	0.0	0.0	0.0	0.0	0.0	0.0	0.0	0.0	0.0
Gas Gathering System	0.0	0.0	0.0	0.0	0.0	0.0	0.0	0.0	0.0	0.0	0.0	0.0	0.0
Gas Plant	0.0	0.0	0.0	0.0	0.0	0.0	0.0	0.0	0.0	0.0	0.0	0.0	0.0
Injection Facility	0.0	0.0	0.0	0.0	0.0	0.0	0.0	0.0	0.0	0.0	0.0	0.0	0.0
Meter Station	998,708.4	906,736.2	1,001,337.0	975,072.2	1,011,037.0	967,790.0	1,000,752.0	1,003,676.0	920,984.0	967,001.3	976,279.4	1,000,486.0	11,729,861.8
Other	0.0	0.0	0.0	0.0	0.0	0.0	0.0	0.0	0.0	0.0	0.0	0.0	0.0
Alberta Commercial	0.0	0.0	0.0	0.0	0.0	0.0	0.0	0.0	0.0	0.0	0.0	0.0	0.0
Alberta Industrial	0.0	0.0	0.0	0.0	0.0	0.0	0.0	0.0	0.0	0.0	0.0	0.0	0.0
Alberta Residential	0.0	0.0	0.0	0.0	0.0	0.0	0.0	0.0	0.0	0.0	0.0	0.0	0.0
Alberta Elec.Generation	0.0	0.0	0.0	0.0	0.0	0.0	0.0	0.0	0.0	0.0	0.0	0.0	0.0
Shrinkage													
Acid Gas	0.0	0.0	0.0	0.0	0.0	0.0	0.0	0.0	0.0	0.0	0.0	0.0	0.0
Other products	53,800.5	43,879.4	50,521.1	43,629.3	41,698.9	44,257.3	46,272.9	44,364.8	44,725.8	46,426.2	42,943.3	51,354.2	553,873.7
Fuel	3,608.1	3,256.0	3,590.9	3,286.3	3,268.8	3,040.6	3,145.9	3,098.2	3,015.0	3,419.8	3,416.3	3,552.8	39,698.7
Flared	0.0	0.0	0.0	0.0	0.0	0.0	0.0	0.0	0.0	26.0	0.0	0.0	26.0
Vented	0.0	0.0	0.0	0.0	0.0	0.0	0.0	0.0	0.0	0.0	0.0	0.0	0.0
Diff and Other	-2,924.3	-2,627.7	-2,915.2	-2,673.3	-3,111.6	-2,882.9	-2,839.0	-3,188.0	-2,840.2	-2,259.8	-2,744.1	-2,829.5	-33,835.6
Process and Frac													
Pentanes Plus	14,858.2	13,485.8	14,882.5	13,997.6	15,195.6	13,645.2	14,617.7	15,794.5	14,042.6	14,906.9	14,553.2	14,583.2	174,563.0
Propane	0.0	0.0	0.0	0.0	0.0	0.0	0.0	0.0	0.0	0.0	0.0	0.0	0.0
Butanes	0.0	0.0	0.0	0.0	0.0	0.0	0.0	0.0	0.0	0.0	0.0	0.0	0.0
Ethane	115,110.8	86,789.6	103,398.6	81,586.6	76,570.7	89,854.6	86,585.7	79,481.9	86,897.5	89,329.2	77,592.0	104,754.8	1,077,952.0
NGL	70,675.6	64,273.4	70,772.7	68,563.3	65,704.7	62,342.1	72,839.4	72,227.8	66,839.1	70,176.8	69,728.0	72,570.4	826,713.3
Sulphur	0.0	0.0	0.0	0.0	0.0	0.0	0.0	0.0	0.0	0.0	0.0	0.0	0.0
Sulphur Closing Inv	0.0	0.0	0.0	0.0	0.0	0.0	0.0	0.0	0.0	0.0	0.0	0.0	0.0

Unit of Measurement: Gas and Gas equivalent products: 1000m3, Liquids: m3, Sulphur: MTS

VPR6200

Facility ID ABGP0075650

Facility Name JOFFRE ETHANE EXTRACTION PLANT

Facility Licence # 26124

Facility Operator A0TK AOP

Production Month	201701	201702	201703	201704	201705	201706	201707	201708	201709	201710	201711	201712	Totals
Receipts													
Receipts from Alberta Facilities	9,206.0	8,788.0	9,759.0	3,722.1	6,493.6	8,164.0	9,423.4	9,092.4	4,610.0	8,327.4	6,668.8	9,478.6	93,733.3
Receipts from Non-Alberta Facilities	0.0	0.0	0.0	0.0	0.0	0.0	0.0	0.0	0.0	0.0	0.0	0.0	0.0
Dispositions													
Disposition													
Battery	0.0	0.0	0.0	0.0	0.0	0.0	0.0	0.0	0.0	0.0	0.0	0.0	0.0
Gas Gathering System	0.0	0.0	0.0	0.0	0.0	0.0	0.0	0.0	0.0	0.0	0.0	0.0	0.0
Gas Plant	0.0	0.0	0.0	0.0	0.0	0.0	0.0	0.0	0.0	0.0	0.0	0.0	0.0
Injection Facility	0.0	0.0	0.0	0.0	0.0	0.0	0.0	0.0	0.0	0.0	0.0	0.0	0.0
Meter Station	0.0	0.0	0.0	0.0	0.0	0.0	0.0	0.0	0.0	0.0	0.0	0.0	0.0
Other	0.0	0.0	0.0	0.0	0.0	0.0	0.0	0.0	0.0	0.0	0.0	0.0	0.0
Alberta Commercial	0.0	0.0	0.0	0.0	0.0	0.0	0.0	0.0	0.0	0.0	0.0	0.0	0.0
Alberta Industrial	0.0	0.0	0.0	0.0	0.0	0.0	0.0	0.0	0.0	0.0	0.0	0.0	0.0
Alberta Residential	0.0	0.0	0.0	0.0	0.0	0.0	0.0	0.0	0.0	0.0	0.0	0.0	0.0
Alberta Elec.Generation	0.0	0.0	0.0	0.0	0.0	0.0	0.0	0.0	0.0	0.0	0.0	0.0	0.0
Shrinkage													
Acid Gas	0.0	0.0	0.0	0.0	0.0	0.0	0.0	0.0	0.0	0.0	0.0	0.0	0.0
Other products	8,854.2	8,508.1	9,411.6	3,639.3	6,314.2	7,923.1	9,195.7	8,911.5	4,463.5	8,032.7	6,487.8	9,218.2	90,959.9
Fuel	186.9	161.5	165.1	108.6	88.1	72.2	62.2	72.2	81.6	129.2	152.3	172.1	1,452.0
Flared	0.0	0.0	0.0	0.0	0.0	1.6	1.6	0.0	33.4	0.0	0.0	0.0	36.6
Vented	0.0	0.0	0.0	0.0	0.0	0.0	0.0	0.0	0.0	0.0	0.0	0.0	0.0
Diff and Other	164.9	118.4	182.3	-25.8	91.3	167.1	163.9	108.7	31.5	165.5	28.7	88.3	1,284.8
Process and Frac													
Pentanes Plus	0.0	0.0	0.0	0.0	0.0	0.0	0.0	0.0	0.0	0.0	0.0	0.0	0.0
Propane	0.0	0.0	0.0	0.0	0.0	0.0	0.0	0.0	0.0	0.0	0.0	0.0	0.0
Butanes	0.0	0.0	0.0	0.0	0.0	0.0	0.0	0.0	0.0	0.0	0.0	0.0	0.0
Ethane	0.0	0.0	0.0	0.0	0.0	0.0	0.0	0.0	0.0	0.0	0.0	0.0	0.0
NGL	31,891.2	30,646.2	33,897.2	13,301.9	22,847.9	28,549.6	33,135.1	32,148.1	16,185.4	28,950.8	23,521.9	33,228.3	328,303.6
Sulphur	0.0	0.0	0.0	0.0	0.0	0.0	0.0	0.0	0.0	0.0	0.0	0.0	0.0
Sulphur Closing Inv	0.0	0.0	0.0	0.0	0.0	0.0	0.0	0.0	0.0	0.0	0.0	0.0	0.0

Unit of Measurement: Gas and Gas equivalent products: 1000m3, Liquids: m3, Sulphur: MTS

VPR6200

Facility ID ABGP0001700

Facility Name Buck Creek Frac Plant

Facility Licence # 10862

Facility Operator A31G PMC

Production Month	201701	201702	201703	201704	201705	201706	201707	201708	201709	201710	201711	201712	Totals
Receipts													
Receipts from Alberta Facilities	0.0	0.0	0.0	0.0	0.0	0.0	0.0	0.0	0.0	0.0	0.0	0.0	0.0
Receipts from Non-Alberta Facilities	0.0	0.0	0.0	0.0	0.0	0.0	0.0	0.0	0.0	0.0	0.0	0.0	0.0
Dispositions													
Disposition													
Battery	0.0	0.0	0.0	0.0	0.0	0.0	0.0	0.0	0.0	0.0	0.0	0.0	0.0
Gas Gathering System	95.8	99.3	114.9	106.8	134.5	179.5	173.4	185.4	161.5	147.3	166.0	160.5	1,724.9
Gas Plant	0.0	0.0	0.0	0.0	0.0	0.0	0.0	0.0	0.0	0.0	0.0	0.0	0.0
Injection Facility	0.0	0.0	0.0	0.0	0.0	0.0	0.0	0.0	0.0	0.0	0.0	0.0	0.0
Meter Station	0.0	0.0	0.0	0.0	0.0	0.0	0.0	0.0	0.0	0.0	0.0	0.0	0.0
Other	0.0	0.0	0.0	0.0	0.0	0.0	0.0	0.0	0.0	0.0	0.0	0.0	0.0
Alberta Commercial	0.0	0.0	0.0	0.0	0.0	0.0	0.0	0.0	0.0	0.0	0.0	0.0	0.0
Alberta Industrial	0.0	0.0	0.0	0.0	0.0	0.0	0.0	0.0	0.0	0.0	0.0	0.0	0.0
Alberta Residential	0.0	0.0	0.0	0.0	0.0	0.0	0.0	0.0	0.0	0.0	0.0	0.0	0.0
Alberta Elec.Generation	0.0	0.0	0.0	0.0	0.0	0.0	0.0	0.0	0.0	0.0	0.0	0.0	0.0
Shrinkage													
Acid Gas	0.0	0.0	0.0	0.0	0.0	0.0	0.0	0.0	0.0	0.0	0.0	0.0	0.0
Other products	0.0	0.0	0.0	0.0	0.0	0.0	0.0	0.0	0.0	0.0	0.0	0.0	0.0
Fuel	0.0	0.0	0.0	0.0	0.0	0.0	0.0	0.0	0.0	0.0	0.0	0.0	0.0
Flared	0.0	0.0	0.0	0.0	0.0	0.0	0.0	0.0	0.0	0.0	0.0	0.0	0.0
Vented	0.0	0.0	0.0	0.0	0.0	0.0	0.0	0.0	0.0	0.0	0.0	0.0	0.0
Diff and Other	-95.8	-99.3	-114.9	-106.8	-134.5	-179.5	-173.4	-185.4	-161.5	-147.3	-166.0	-160.5	-1,724.9
Process and Frac													
Pentanes Plus	0.0	0.0	0.0	0.0	0.0	0.0	0.0	0.0	0.0	0.0	0.0	0.0	0.0
Propane	0.0	0.0	0.0	0.0	0.0	0.0	0.0	0.0	0.0	0.0	0.0	0.0	0.0
Butanes	0.0	0.0	0.0	0.0	0.0	0.0	0.0	0.0	0.0	0.0	0.0	0.0	0.0
Ethane	971.0	1,430.2	1,319.4	1,620.1	1,285.8	1,309.7	1,400.6	1,521.5	1,179.4	1,332.1	1,579.5	1,547.1	16,496.4
NGL	0.0	0.0	0.0	0.0	0.0	0.0	0.0	0.0	0.0	0.0	0.0	0.0	0.0
Sulphur	0.0	0.0	0.0	0.0	0.0	0.0	0.0	0.0	0.0	0.0	0.0	0.0	0.0
Sulphur Closing Inv	0.0	0.0	0.0	0.0	0.0	0.0	0.0	0.0	0.0	0.0	0.0	0.0	0.0

Unit of Measurement: Gas and Gas equivalent products: 1000m3, Liquids: m3, Sulphur: MTS

VPR6200

Facility ID ABGP0001701

Facility Name KEYERA FORT SASK FRAC PLANT

Facility Licence # 12695

Facility Operator AOC0

Production Month	201701	201702	201703	201704	201705	201706	201707	201708	201709	201710	201711	201712	Totals
Receipts													
Receipts from Alberta Facilities	0.0	0.0	0.0	0.0	0.0	0.0	0.0	0.0	0.0	0.0	0.0	0.0	0.0
Receipts from Non-Alberta Facilities	0.0	0.0	0.0	0.0	0.0	0.0	0.0	0.0	0.0	0.0	0.0	0.0	0.0
Dispositions													
Disposition													
Battery	0.0	0.0	0.0	0.0	0.0	0.0	0.0	0.0	0.0	0.0	0.0	0.0	0.0
Gas Gathering System	0.0	0.0	0.0	0.0	0.0	0.0	0.0	0.0	0.0	0.0	0.0	0.0	0.0
Gas Plant	0.0	0.0	0.0	0.0	0.0	0.0	0.0	0.0	0.0	0.0	0.0	0.0	0.0
Injection Facility	0.0	0.0	0.0	0.0	0.0	0.0	0.0	0.0	0.0	0.0	0.0	0.0	0.0
Meter Station	0.0	0.0	0.0	0.0	0.0	0.0	0.0	0.0	0.0	0.0	0.0	0.0	0.0
Other	0.0	0.0	0.0	0.0	0.0	0.0	0.0	0.0	0.0	0.0	0.0	0.0	0.0
Alberta Commercial	0.0	0.0	0.0	0.0	0.0	0.0	0.0	0.0	0.0	0.0	0.0	0.0	0.0
Alberta Industrial	0.0	0.0	0.0	0.0	0.0	0.0	0.0	0.0	0.0	0.0	0.0	0.0	0.0
Alberta Residential	0.0	0.0	0.0	0.0	0.0	0.0	0.0	0.0	0.0	0.0	0.0	0.0	0.0
Alberta Elec.Generation	0.0	0.0	0.0	0.0	0.0	0.0	0.0	0.0	0.0	0.0	0.0	0.0	0.0
Shrinkage													
Acid Gas	0.0	0.0	0.0	0.0	0.0	0.0	0.0	0.0	0.0	0.0	0.0	0.0	0.0
Other products	0.0	0.0	0.0	0.0	0.0	0.0	0.0	0.0	0.0	0.0	0.0	0.0	0.0
Fuel	0.0	0.0	0.0	0.0	0.0	0.0	0.0	0.0	0.0	0.0	0.0	0.0	0.0
Flared	0.0	0.0	0.0	0.0	0.0	0.0	0.0	0.0	0.0	0.0	0.0	0.0	0.0
Vented	0.0	0.0	0.0	0.0	0.0	0.0	0.0	0.0	0.0	0.0	0.0	0.0	0.0
Diff and Other	0.0	0.0	0.0	0.0	0.0	0.0	0.0	0.0	0.0	0.0	0.0	0.0	0.0
Process and Frac													
Pentanes Plus	52,402.6	50,690.1	44,337.9	63,650.7	62,349.8	65,152.6	81,746.5	84,229.2	55,238.0	75,364.1	53,353.5	63,090.1	751,605.1
Propane	97,668.4	91,838.5	90,817.3	122,367.3	138,806.1	94,800.6	123,731.8	131,197.6	103,454.2	130,199.7	106,103.6	137,780.4	1,368,765.5
Butanes	94,833.4	94,565.7	89,809.6	93,258.0	97,183.3	73,351.5	100,383.0	112,643.9	76,224.7	104,307.7	81,471.7	100,955.0	1,118,987.5
Ethane	24,200.8	20,756.2	22,670.3	14,362.1	36,458.7	42,359.6	43,938.7	24,738.2	46,101.8	50,422.1	27,547.3	42,824.4	396,380.2
NGL	119,579.1	97,910.8	103,784.6	74,746.0	67,505.9	74,257.8	66,548.5	112,236.4	93,985.5	73,436.7	41,961.8	104,894.2	1,030,847.3
Sulphur	0.0	0.0	0.0	0.0	0.0	0.0	0.0	0.0	0.0	0.0	0.0	0.0	0.0
Sulphur Closing Inv	0.0	0.0	0.0	0.0	0.0	0.0	0.0	0.0	0.0	0.0	0.0	0.0	0.0

Unit of Measurement: Gas and Gas equivalent products: 1000m3, Liquids: m3, Sulphur: MTS

VPR6200

Facility ID ABGP0001702

Facility Name GIBSON HARDISTY

Facility Licence # 8917

Facility Operator 0195

Production Month	201701	201702	201703	201704	201705	201706	201707	201708	201709	201710	201711	201712	Totals
Receipts													
Receipts from Alberta Facilities	0.0	0.0	0.0	0.0	0.0	0.0	0.0	0.0	0.0	0.0	0.0	0.0	0.0
Receipts from Non-Alberta Facilities	0.0	0.0	0.0	0.0	0.0	0.0	0.0	0.0	0.0	0.0	0.0	0.0	0.0
Dispositions													
Disposition													
Battery	0.0	0.0	0.0	0.0	0.0	0.0	0.0	0.0	0.0	0.0	0.0	0.0	0.0
Gas Gathering System	0.0	0.0	0.0	0.0	0.0	0.0	0.0	0.0	0.0	0.0	0.0	0.0	0.0
Gas Plant	0.0	0.0	0.0	0.0	0.0	0.0	0.0	0.0	0.0	0.0	0.0	0.0	0.0
Injection Facility	0.0	0.0	0.0	0.0	0.0	0.0	0.0	0.0	0.0	0.0	0.0	0.0	0.0
Meter Station	0.0	0.0	0.0	0.0	0.0	0.0	0.0	0.0	0.0	0.0	0.0	0.0	0.0
Other	0.0	0.0	0.0	0.0	0.0	0.0	0.0	0.0	0.0	0.0	0.0	0.0	0.0
Alberta Commercial	0.0	0.0	0.0	0.0	0.0	0.0	0.0	0.0	0.0	0.0	0.0	0.0	0.0
Alberta Industrial	0.0	0.0	0.0	0.0	0.0	0.0	0.0	0.0	0.0	0.0	0.0	0.0	0.0
Alberta Residential	0.0	0.0	0.0	0.0	0.0	0.0	0.0	0.0	0.0	0.0	0.0	0.0	0.0
Alberta Elec.Generation	0.0	0.0	0.0	0.0	0.0	0.0	0.0	0.0	0.0	0.0	0.0	0.0	0.0
Shrinkage													
Acid Gas	0.0	0.0	0.0	0.0	0.0	0.0	0.0	0.0	0.0	0.0	0.0	0.0	0.0
Other products	0.0	0.0	0.0	0.0	0.0	0.0	0.0	0.0	0.0	0.0	0.0	0.0	0.0
Fuel	0.0	0.0	0.0	0.0	0.0	0.0	0.0	0.0	0.0	0.0	0.0	0.0	0.0
Flared	0.0	0.0	0.0	0.0	0.0	0.0	0.0	0.0	0.0	0.0	0.0	0.0	0.0
Vented	0.0	0.0	0.0	0.0	0.0	0.0	0.0	0.0	0.0	0.0	0.0	0.0	0.0
Diff and Other	0.0	0.0	0.0	0.0	0.0	0.0	0.0	0.0	0.0	0.0	0.0	0.0	0.0
Process and Frac													
Pentanes Plus	4,788.5	4,281.9	5,238.9	5,192.3	6,009.2	4,026.6	6,488.2	4,758.8	6,447.1	5,887.9	5,693.4	4,612.0	63,424.8
Propane	3,939.5	3,644.7	4,077.1	3,790.3	3,682.2	4,273.4	3,238.8	5,655.4	3,115.9	3,022.1	3,082.6	3,304.2	44,826.2
Butanes	4,597.0	4,207.7	4,959.2	4,332.8	4,455.3	4,246.7	4,409.0	5,016.5	4,201.0	3,950.4	3,976.2	4,256.6	52,608.4
Ethane	346.5	325.5	379.7	411.1	259.1	298.6	277.1	418.7	324.1	318.3	267.4	335.7	3,961.8
NGL	0.0	0.0	0.0	0.0	0.0	0.0	0.0	0.1	0.0	0.0	0.0	0.0	0.1
Sulphur	0.0	0.0	0.0	0.0	0.0	0.0	0.0	0.0	0.0	0.0	0.0	0.0	0.0
Sulphur Closing Inv	0.0	0.0	0.0	0.0	0.0	0.0	0.0	0.0	0.0	0.0	0.0	0.0	0.0

Unit of Measurement: Gas and Gas equivalent products: 1000m3, Liquids: m3, Sulphur: MTS

VPR6200
Facility ID ABGP0001703

Facility Name Fort Sask Gas Plant

Facility Licence # 12699

Facility Operator A31G

Production Month	201701	201702	201703	201704	201705	201706	201707	201708	201709	201710	201711	201712	Totals
Receipts													
Receipts from Alberta Facilities	0.0	0.0	0.0	0.0	0.0	0.0	0.0	0.0	0.0	0.0	0.0	0.0	0.0
Receipts from Non-Alberta Facilities	0.0	0.0	0.0	0.0	0.0	0.0	0.0	0.0	0.0	0.0	0.0	0.0	0.0
Dispositions													
Disposition													
Battery	0.0	0.0	0.0	0.0	0.0	0.0	0.0	0.0	0.0	0.0	0.0	0.0	0.0
Gas Gathering System	0.0	0.0	0.0	0.0	0.0	0.0	0.0	0.0	0.0	0.0	0.0	0.0	0.0
Gas Plant	0.0	0.0	0.0	0.0	0.0	0.0	0.0	0.0	0.0	0.0	0.0	0.0	0.0
Injection Facility	0.0	0.0	0.0	0.0	0.0	0.0	0.0	0.0	0.0	0.0	0.0	0.0	0.0
Meter Station	0.0	0.0	0.0	0.0	0.0	0.0	0.0	0.0	0.0	0.0	0.0	0.0	0.0
Other	0.0	0.0	0.0	0.0	0.0	0.0	0.0	0.0	0.0	0.0	0.0	0.0	0.0
Alberta Commercial	0.0	0.0	0.0	0.0	0.0	0.0	0.0	0.0	0.0	0.0	0.0	0.0	0.0
Alberta Industrial	0.0	0.0	0.0	0.0	0.0	0.0	0.0	0.0	0.0	0.0	0.0	0.0	0.0
Alberta Residential	0.0	0.0	0.0	0.0	0.0	0.0	0.0	0.0	0.0	0.0	0.0	0.0	0.0
Alberta Elec.Generation	0.0	0.0	0.0	0.0	0.0	0.0	0.0	0.0	0.0	0.0	0.0	0.0	0.0
Shrinkage													
Acid Gas	0.0	0.0	0.0	0.0	0.0	0.0	0.0	0.0	0.0	0.0	0.0	0.0	0.0
Other products	0.0	0.0	0.0	0.0	0.0	0.0	0.0	0.0	0.0	0.0	0.0	0.0	0.0
Fuel	0.0	0.0	0.0	0.0	0.0	0.0	0.0	0.0	0.0	0.0	0.0	0.0	0.0
Flared	0.0	0.0	0.0	0.0	0.0	0.0	0.0	0.0	0.0	0.0	0.0	0.0	0.0
Vented	0.0	0.0	0.0	0.0	0.0	0.0	0.0	0.0	0.0	0.0	0.0	0.0	0.0
Diff and Other	0.0	0.0	0.0	0.0	0.0	0.0	0.0	0.0	0.0	0.0	0.0	0.0	0.0
Process and Frac													
Pentanes Plus	47,318.1	45,619.2	50,836.6	43,578.8	35,444.4	31,336.8	56,532.1	56,717.6	57,643.7	53,563.5	69,121.0	49,184.8	596,896.6
Propane	47,583.0	55,817.6	48,669.8	34,688.0	21,043.0	21,718.0	48,925.1	37,413.1	33,777.6	44,913.7	41,189.3	50,209.3	485,947.5
Butanes	28,463.0	31,856.0	43,158.3	25,632.5	20,594.2	20,557.7	42,586.4	40,410.1	51,882.9	52,250.5	46,057.8	44,060.5	447,509.9
Ethane	0.0	0.0	0.0	0.0	0.0	0.0	0.0	0.0	0.0	0.0	0.0	0.0	0.0
NGL	0.0	0.0	0.0	0.0	0.0	0.0	0.0	0.0	0.0	0.0	0.0	0.0	0.0
Sulphur	0.0	0.0	0.0	0.0	0.0	0.0	0.0	0.0	0.0	0.0	0.0	0.0	0.0
Sulphur Closing Inv	0.0	0.0	0.0	0.0	0.0	0.0	0.0	0.0	0.0	0.0	0.0	0.0	0.0

Unit of Measurement: Gas and Gas equivalent products: 1000m3, Liquids: m3, Sulphur: MTS

VPR6200

Facility ID ABGP0001706

Facility Name DOW FORT SASKATCHEWAN

Facility Licence # Not Licenced

Facility Operator OF05

Production Month	201701	201702	201703	201704	201705	201706	201707	201708	201709	201710	201711	201712	Totals
Receipts													
Receipts from Alberta Facilities	0.0	0.0	0.0	0.0	0.0	0.0	0.0	0.0	0.0	0.0	0.0	0.0	0.0
Receipts from Non-Alberta Facilities	0.0	0.0	0.0	0.0	0.0	0.0	0.0	0.0	0.0	0.0	0.0	0.0	0.0
Dispositions													
Disposition													
Battery	0.0	0.0	0.0	0.0	0.0	0.0	0.0	0.0	0.0	0.0	0.0	0.0	0.0
Gas Gathering System	0.0	0.0	0.0	0.0	0.0	0.0	0.0	0.0	0.0	0.0	0.0	0.0	0.0
Gas Plant	0.0	0.0	0.0	0.0	0.0	0.0	0.0	0.0	0.0	0.0	0.0	0.0	0.0
Injection Facility	0.0	0.0	0.0	0.0	0.0	0.0	0.0	0.0	0.0	0.0	0.0	0.0	0.0
Meter Station	0.0	0.0	0.0	0.0	0.0	0.0	0.0	0.0	0.0	0.0	0.0	0.0	0.0
Other	0.0	0.0	0.0	0.0	0.0	0.0	0.0	0.0	0.0	0.0	0.0	0.0	0.0
Alberta Commercial	0.0	0.0	0.0	0.0	0.0	0.0	0.0	0.0	0.0	0.0	0.0	0.0	0.0
Alberta Industrial	0.0	0.0	0.0	0.0	0.0	0.0	0.0	0.0	0.0	0.0	0.0	0.0	0.0
Alberta Residential	0.0	0.0	0.0	0.0	0.0	0.0	0.0	0.0	0.0	0.0	0.0	0.0	0.0
Alberta Elec.Generation	0.0	0.0	0.0	0.0	0.0	0.0	0.0	0.0	0.0	0.0	0.0	0.0	0.0
Shrinkage													
Acid Gas	0.0	0.0	0.0	0.0	0.0	0.0	0.0	0.0	0.0	0.0	0.0	0.0	0.0
Other products	0.0	0.0	0.0	0.0	0.0	0.0	0.0	0.0	0.0	0.0	0.0	0.0	0.0
Fuel	0.0	0.0	0.0	0.0	0.0	0.0	0.0	0.0	0.0	0.0	0.0	0.0	0.0
Flared	38.7	20.1	60.0	138.7	190.6	54.3	47.2	65.4	43.0	52.0	72.9	25.1	808.0
Vented	0.0	0.0	0.0	0.0	0.0	0.0	0.0	0.0	0.0	0.0	0.0	0.0	0.0
Diff and Other	-38.7	-20.1	-60.0	-138.7	-190.6	-54.3	-47.2	-65.4	-43.0	-52.0	-72.9	-25.1	-808.0
Process and Frac													
Pentanes Plus	17,239.6	14,368.7	14,685.3	14,564.6	18,098.9	15,686.4	15,357.5	14,984.2	17,535.4	17,370.2	17,338.6	17,008.4	194,237.8
Propane	64,258.0	54,200.1	57,594.7	62,537.2	70,707.2	60,714.4	56,068.5	53,906.4	59,000.3	64,078.6	61,671.8	68,170.4	732,907.6
Butanes	33,160.5	29,200.3	32,205.0	40,084.0	49,282.7	45,451.1	44,173.7	41,427.4	41,757.3	38,966.8	36,787.6	41,982.4	474,478.8
Ethane	203,245.1	173,243.4	198,468.1	201,172.1	199,895.2	189,789.4	199,062.3	177,839.1	187,908.7	191,270.5	199,127.3	197,664.0	2,318,685.2
NGL	0.0	0.0	0.0	0.0	0.0	0.0	0.0	0.0	0.0	0.0	0.0	0.0	0.0
Sulphur	0.0	0.0	0.0	0.0	0.0	0.0	0.0	0.0	0.0	0.0	0.0	0.0	0.0
Sulphur Closing Inv	0.0	0.0	0.0	0.0	0.0	0.0	0.0	0.0	0.0	0.0	0.0	0.0	0.0

Unit of Measurement: Gas and Gas equivalent products: 1000m3, Liquids: m3, Sulphur: MTS

VPR6200

Facility ID ABGP0001707

Facility Name Pembina Infra. & Logistics LP Frac 1

Facility Licence # 13004

Facility Operator A68Y PEMBINA NGL

Production Month	201701	201702	201703	201704	201705	201706	201707	201708	201709	201710	201711	201712	Totals
Receipts													
Receipts from Alberta Facilities	9,310.5	8,153.7	9,278.0	6,813.8	7,794.5	7,273.3	7,460.9	7,604.2	8,081.6	8,995.4	9,124.3	9,720.3	99,610.5
Receipts from Non-Alberta Facilities	0.0	0.0	0.0	0.0	0.0	0.0	0.0	0.0	0.0	0.0	0.0	0.0	0.0
Dispositions													
Disposition													
Battery	0.0	0.0	0.0	0.0	0.0	0.0	0.0	0.0	0.0	0.0	0.0	0.0	0.0
Gas Gathering System	0.0	0.0	0.0	0.0	0.0	0.0	0.0	0.0	0.0	0.0	0.0	0.0	0.0
Gas Plant	0.0	0.0	0.0	0.0	0.0	0.0	0.0	0.0	0.0	0.0	0.0	0.0	0.0
Injection Facility	0.0	0.0	0.0	0.0	0.0	0.0	0.0	0.0	0.0	0.0	0.0	0.0	0.0
Meter Station	0.0	0.0	0.0	0.0	0.0	0.0	0.0	0.0	0.0	0.0	0.0	0.0	0.0
Other	0.0	0.0	0.0	0.0	0.0	0.0	0.0	0.0	0.0	0.0	0.0	0.0	0.0
Alberta Commercial	0.0	0.0	0.0	0.0	0.0	0.0	0.0	0.0	0.0	0.0	0.0	0.0	0.0
Alberta Industrial	0.0	0.0	0.0	0.0	0.0	0.0	0.0	0.0	0.0	0.0	0.0	0.0	0.0
Alberta Residential	0.0	0.0	0.0	0.0	0.0	0.0	0.0	0.0	0.0	0.0	0.0	0.0	0.0
Alberta Elec.Generation	0.0	0.0	0.0	0.0	0.0	0.0	0.0	0.0	0.0	0.0	0.0	0.0	0.0
Shrinkage													
Acid Gas	0.0	0.0	0.0	0.0	0.0	0.0	0.0	0.0	0.0	0.0	0.0	0.0	0.0
Other products	0.0	0.0	0.0	0.0	0.0	0.0	0.0	0.0	0.0	0.0	0.0	0.0	0.0
Fuel	9,310.5	8,153.7	9,278.0	6,813.8	7,794.5	7,273.3	7,460.9	7,604.2	8,081.6	8,995.4	9,124.3	9,720.3	99,610.5
Flared	0.0	0.0	0.0	0.0	0.0	0.0	0.0	0.0	0.0	0.0	0.0	0.0	0.0
Vented	0.0	0.0	0.0	0.0	0.0	0.0	0.0	0.0	0.0	0.0	0.0	0.0	0.0
Diff and Other	0.0	0.0	0.0	0.0	0.0	0.0	0.0	0.0	0.0	0.0	0.0	0.0	0.0
Process and Frac													
Pentanes Plus	50,167.9	43,381.5	51,498.2	41,750.7	29,544.1	26,412.4	39,192.1	37,605.2	43,045.3	45,242.2	47,212.9	47,999.0	503,051.5
Propane	101,200.3	86,034.0	108,716.0	91,120.0	72,454.7	48,155.2	69,041.0	67,865.9	88,551.3	100,101.3	107,555.9	113,868.1	1,054,663.7
Butanes	74,458.0	66,834.0	80,008.0	65,543.0	48,231.0	38,364.5	52,886.0	50,022.0	62,270.0	70,366.0	72,342.0	73,921.0	755,245.5
Ethane	114,551.7	97,807.1	120,651.3	105,239.5	85,861.0	43,006.3	66,737.3	72,937.4	97,956.3	101,374.5	112,877.1	124,855.1	1,143,854.6
NGL	0.0	0.0	0.0	0.0	0.0	0.0	0.0	0.0	0.0	0.0	0.0	0.0	0.0
Sulphur	0.0	0.0	0.0	0.0	0.0	0.0	0.0	0.0	0.0	0.0	0.0	0.0	0.0
Sulphur Closing Inv	0.0	0.0	0.0	0.0	0.0	0.0	0.0	0.0	0.0	0.0	0.0	0.0	0.0

Unit of Measurement: Gas and Gas equivalent products: 1000m3, Liquids: m3, Sulphur: MTS

VPR6200
Facility ID ABGP0086427

Facility Name High Prairie Frac Plant

Facility Licence # 32682

Facility Operator A31G

Production Month	201701	201702	201703	201704	201705	201706	201707	201708	201709	201710	201711	201712	Totals
Receipts													
Receipts from Alberta Facilities	0.0	0.0	0.0	0.0	0.0	0.0	0.0	0.0	0.0	0.0	0.0	0.0	0.0
Receipts from Non-Alberta Facilities	0.0	0.0	0.0	0.0	0.0	0.0	0.0	0.0	0.0	0.0	0.0	0.0	0.0
Dispositions													
Disposition													
Battery	0.0	0.0	0.0	0.0	0.0	0.0	0.0	0.0	0.0	0.0	0.0	0.0	0.0
Gas Gathering System	0.0	0.0	0.0	0.0	0.0	0.0	0.0	0.0	0.0	0.0	0.0	0.0	0.0
Gas Plant	0.0	0.0	0.0	0.0	0.0	0.0	0.0	0.0	0.0	0.0	0.0	0.0	0.0
Injection Facility	0.0	0.0	0.0	0.0	0.0	0.0	0.0	0.0	0.0	0.0	0.0	0.0	0.0
Meter Station	0.0	0.0	0.0	0.0	0.0	0.0	0.0	0.0	0.0	0.0	0.0	0.0	0.0
Other	0.0	0.0	0.0	0.0	0.0	0.0	0.0	0.0	0.0	0.0	0.0	0.0	0.0
Alberta Commercial	0.0	0.0	0.0	0.0	0.0	0.0	0.0	0.0	0.0	0.0	0.0	0.0	0.0
Alberta Industrial	0.0	0.0	0.0	0.0	0.0	0.0	0.0	0.0	0.0	0.0	0.0	0.0	0.0
Alberta Residential	0.0	0.0	0.0	0.0	0.0	0.0	0.0	0.0	0.0	0.0	0.0	0.0	0.0
Alberta Elec.Generation	0.0	0.0	0.0	0.0	0.0	0.0	0.0	0.0	0.0	0.0	0.0	0.0	0.0
Shrinkage													
Acid Gas	0.0	0.0	0.0	0.0	0.0	0.0	0.0	0.0	0.0	0.0	0.0	0.0	0.0
Other products	0.0	0.0	0.0	0.0	0.0	0.0	0.0	0.0	0.0	0.0	0.0	0.0	0.0
Fuel	0.0	0.0	0.0	0.0	0.0	0.0	0.0	0.0	0.0	0.0	0.0	0.0	0.0
Flared	0.0	0.0	0.0	0.0	0.0	0.0	0.0	0.0	0.0	0.0	0.0	0.0	0.0
Vented	0.0	0.0	0.0	0.0	0.0	0.0	0.0	0.0	0.0	0.0	0.0	0.0	0.0
Diff and Other	0.0	0.0	0.0	0.0	0.0	0.0	0.0	0.0	0.0	0.0	0.0	0.0	0.0
Process and Frac													
Pentanes Plus	4,809.5	3,775.3	3,959.2	3,568.3	4,029.2	3,642.4	2,978.8	4,095.0	3,163.4	6,240.9	6,854.7	7,700.3	54,817.0
Propane	6,782.4	5,955.6	8,574.7	6,920.1	7,362.9	5,079.2	6,561.6	5,754.0	6,312.3	7,104.0	6,859.2	6,498.0	79,764.0
Butanes	8,327.8	7,104.5	8,329.8	7,480.7	8,419.8	6,164.9	7,361.2	6,868.2	6,860.5	8,731.3	8,864.5	8,058.8	92,572.0
Ethane	0.0	0.0	0.0	0.0	0.0	0.0	0.0	0.0	0.0	0.0	0.0	0.0	0.0
NGL	0.0	0.0	0.0	0.0	0.0	0.0	0.0	0.0	0.0	0.0	0.0	0.0	0.0
Sulphur	0.0	0.0	0.0	0.0	0.0	0.0	0.0	0.0	0.0	0.0	0.0	0.0	0.0
Sulphur Closing Inv	0.0	0.0	0.0	0.0	0.0	0.0	0.0	0.0	0.0	0.0	0.0	0.0	0.0

Unit of Measurement: Gas and Gas equivalent products: 1000m3, Liquids: m3, Sulphur: MTS

VPR6200

Facility ID ABGP0106720

Facility Name HARMATTAN FRACTIONATION

Facility Licence # 4285

Facility Operator A0TK

Production Month	201701	201702	201703	201704	201705	201706	201707	201708	201709	201710	201711	201712	Totals
Receipts													
Receipts from Alberta Facilities	0.0	0.0	0.0	0.0	0.0	0.0	0.0	0.0	0.0	0.0	0.0	0.0	0.0
Receipts from Non-Alberta Facilities	0.0	0.0	0.0	0.0	0.0	0.0	0.0	0.0	0.0	0.0	0.0	0.0	0.0
Dispositions													
Disposition													
Battery	0.0	0.0	0.0	0.0	0.0	0.0	0.0	0.0	0.0	0.0	0.0	0.0	0.0
Gas Gathering System	0.0	0.0	0.0	0.0	0.0	0.0	0.0	0.0	0.0	0.0	0.0	0.0	0.0
Gas Plant	0.0	0.0	0.0	0.0	0.0	0.0	0.0	0.0	0.0	0.0	0.0	0.0	0.0
Injection Facility	0.0	0.0	0.0	0.0	0.0	0.0	0.0	0.0	0.0	0.0	0.0	0.0	0.0
Meter Station	0.0	0.0	0.0	0.0	0.0	0.0	0.0	0.0	0.0	0.0	0.0	0.0	0.0
Other	0.0	0.0	0.0	0.0	0.0	0.0	0.0	0.0	0.0	0.0	0.0	0.0	0.0
Alberta Commercial	0.0	0.0	0.0	0.0	0.0	0.0	0.0	0.0	0.0	0.0	0.0	0.0	0.0
Alberta Industrial	0.0	0.0	0.0	0.0	0.0	0.0	0.0	0.0	0.0	0.0	0.0	0.0	0.0
Alberta Residential	0.0	0.0	0.0	0.0	0.0	0.0	0.0	0.0	0.0	0.0	0.0	0.0	0.0
Alberta Elec.Generation	0.0	0.0	0.0	0.0	0.0	0.0	0.0	0.0	0.0	0.0	0.0	0.0	0.0
Shrinkage													
Acid Gas	0.0	0.0	0.0	0.0	0.0	0.0	0.0	0.0	0.0	0.0	0.0	0.0	0.0
Other products	0.0	0.0	0.0	0.0	0.0	0.0	0.0	0.0	0.0	0.0	0.0	0.0	0.0
Fuel	0.0	0.0	0.0	0.0	0.0	0.0	0.0	0.0	0.0	0.0	0.0	0.0	0.0
Flared	0.0	0.0	0.0	0.0	0.0	0.0	0.0	0.0	0.0	0.0	0.0	0.0	0.0
Vented	0.0	0.0	0.0	0.0	0.0	0.0	0.0	0.0	0.0	0.0	0.0	0.0	0.0
Diff and Other	0.0	0.0	0.0	0.0	0.0	0.0	0.0	0.0	0.0	0.0	0.0	0.0	0.0
Process and Frac													
Pentanes Plus	13,581.9	12,635.9	14,122.2	13,342.5	13,840.1	14,741.0	14,895.2	15,837.6	14,236.6	13,455.0	13,351.0	13,103.7	167,142.7
Propane	46,423.0	40,980.6	44,481.8	45,132.8	49,980.2	50,115.3	44,923.6	50,108.5	46,643.8	39,177.1	44,764.0	46,906.2	549,636.9
Butanes	19,298.6	17,012.6	18,809.9	19,335.7	20,642.9	20,726.7	18,881.3	20,549.3	19,179.9	16,814.5	18,676.0	19,339.0	229,266.4
Ethane	67,857.8	60,290.1	67,528.5	45,411.8	51,672.4	64,393.3	64,008.5	61,322.9	62,683.9	54,001.2	61,904.0	55,734.3	716,808.7
NGL	0.0	0.0	0.0	0.0	0.0	0.0	0.0	0.0	0.0	0.0	0.0	0.0	0.0
Sulphur	0.0	0.0	0.0	0.0	0.0	0.0	0.0	0.0	0.0	0.0	0.0	0.0	0.0
Sulphur Closing Inv	0.0	0.0	0.0	0.0	0.0	0.0	0.0	0.0	0.0	0.0	0.0	0.0	0.0

Unit of Measurement: Gas and Gas equivalent products: 1000m3, Liquids: m3, Sulphur: MTS

VPR6200

Facility ID ABGP0122937

Facility Name Tervita Granada Frac Plant

Facility Licence # 31885

Facility Operator ONZ1 TERVITA

Production Month	201701	201702	201703	201704	201705	201706	201707	201708	201709	201710	201711	201712	Totals
Receipts													
Receipts from Alberta Facilities	0.0	0.0	0.0	0.0	0.0	15.3	32.8	0.0	0.0	0.0	0.0	0.0	48.1
Receipts from Non-Alberta Facilities	0.0	0.0	0.0	0.0	0.0	0.0	0.0	0.0	0.0	0.0	0.0	0.0	0.0
Dispositions													
Disposition													
Battery	0.0	0.0	0.0	0.0	0.0	0.0	0.0	0.0	0.0	0.0	0.0	0.0	0.0
Gas Gathering System	0.0	0.0	0.0	0.0	0.0	0.0	0.0	0.0	0.0	0.0	0.0	0.0	0.0
Gas Plant	0.0	0.0	0.0	0.0	0.0	0.0	0.0	0.0	0.0	0.0	0.0	0.0	0.0
Injection Facility	0.0	0.0	0.0	0.0	0.0	0.0	0.0	0.0	0.0	0.0	0.0	0.0	0.0
Meter Station	0.0	0.0	0.0	0.0	0.0	0.0	0.0	0.0	0.0	0.0	0.0	0.0	0.0
Other	0.0	0.0	0.0	0.0	0.0	0.0	0.0	0.0	0.0	0.0	0.0	0.0	0.0
Alberta Commercial	0.0	0.0	0.0	0.0	0.0	0.0	0.0	0.0	0.0	0.0	0.0	0.0	0.0
Alberta Industrial	0.0	0.0	0.0	0.0	0.0	0.0	0.0	0.0	0.0	0.0	0.0	0.0	0.0
Alberta Residential	0.0	0.0	0.0	0.0	0.0	0.0	0.0	0.0	0.0	0.0	0.0	0.0	0.0
Alberta Elec.Generation	0.0	0.0	0.0	0.0	0.0	0.0	0.0	0.0	0.0	0.0	0.0	0.0	0.0
Shrinkage													
Acid Gas	0.0	0.0	0.0	0.0	0.0	0.0	0.0	0.0	0.0	0.0	0.0	0.0	0.0
Other products	0.0	0.0	0.0	0.0	0.0	0.0	0.0	0.0	0.0	0.0	0.0	0.0	0.0
Fuel	0.0	0.0	0.0	0.0	0.0	0.0	0.0	0.0	0.0	0.0	0.0	0.0	0.0
Flared	0.0	0.0	0.0	0.0	0.0	0.0	0.0	0.0	0.0	0.0	0.0	0.0	0.0
Vented	0.0	0.0	0.0	0.0	0.0	0.0	0.0	0.0	0.0	0.0	0.0	0.0	0.0
Diff and Other	0.0	0.0	0.0	0.0	0.0	15.3	32.8	0.0	0.0	0.0	0.0	0.0	48.1
Process and Frac													
Pentanes Plus	0.0	0.0	0.0	0.0	0.0	0.0	0.0	0.0	0.0	0.0	0.0	0.0	0.0
Propane	0.0	0.0	0.0	0.0	0.0	0.0	0.0	0.0	0.0	0.0	0.0	0.0	0.0
Butanes	0.0	0.0	0.0	0.0	0.0	0.0	0.0	0.0	0.0	0.0	0.0	0.0	0.0
Ethane	0.0	0.0	0.0	0.0	0.0	0.0	0.0	0.0	0.0	0.0	0.0	0.0	0.0
NGL	0.0	0.0	0.0	0.0	0.0	0.0	0.0	0.0	0.0	0.0	0.0	0.0	0.0
Sulphur	0.0	0.0	0.0	0.0	0.0	0.0	0.0	0.0	0.0	0.0	0.0	0.0	0.0
Sulphur Closing Inv	0.0	0.0	0.0	0.0	0.0	0.0	0.0	0.0	0.0	0.0	0.0	0.0	0.0

Unit of Measurement: Gas and Gas equivalent products: 1000m3, Liquids: m3, Sulphur: MTS

VPR6200

Facility ID ABGP0137118

Facility Name Interpipeline ROF Facility

Facility Licence # 13004

Facility Operator A68Y

Production Month	201701	201702	201703	201704	201705	201706	201707	201708	201709	201710	201711	201712	Totals
Receipts													
Receipts from Alberta Facilities	0.0	0.0	0.0	0.0	0.0	0.0	0.0	0.0	0.0	0.0	0.0	0.0	0.0
Receipts from Non-Alberta Facilities	0.0	0.0	0.0	0.0	0.0	0.0	0.0	0.0	0.0	0.0	0.0	0.0	0.0
Dispositions													
Disposition													
Battery	0.0	0.0	0.0	0.0	0.0	0.0	0.0	0.0	0.0	0.0	0.0	0.0	0.0
Gas Gathering System	0.0	0.0	0.0	0.0	0.0	0.0	0.0	0.0	0.0	0.0	0.0	0.0	0.0
Gas Plant	0.0	0.0	0.0	0.0	0.0	0.0	0.0	0.0	0.0	0.0	0.0	0.0	0.0
Injection Facility	0.0	0.0	0.0	0.0	0.0	0.0	0.0	0.0	0.0	0.0	0.0	0.0	0.0
Meter Station	0.0	0.0	0.0	0.0	0.0	0.0	0.0	0.0	0.0	0.0	0.0	0.0	0.0
Other	0.0	0.0	0.0	0.0	0.0	0.0	0.0	0.0	0.0	0.0	0.0	0.0	0.0
Alberta Commercial	0.0	0.0	0.0	0.0	0.0	0.0	0.0	0.0	0.0	0.0	0.0	0.0	0.0
Alberta Industrial	0.0	0.0	0.0	0.0	0.0	0.0	0.0	0.0	0.0	0.0	0.0	0.0	0.0
Alberta Residential	0.0	0.0	0.0	0.0	0.0	0.0	0.0	0.0	0.0	0.0	0.0	0.0	0.0
Alberta Elec.Generation	0.0	0.0	0.0	0.0	0.0	0.0	0.0	0.0	0.0	0.0	0.0	0.0	0.0
Shrinkage													
Acid Gas	0.0	0.0	0.0	0.0	0.0	0.0	0.0	0.0	0.0	0.0	0.0	0.0	0.0
Other products	0.0	0.0	0.0	0.0	0.0	0.0	0.0	0.0	0.0	0.0	0.0	0.0	0.0
Fuel	0.0	0.0	0.0	0.0	0.0	0.0	0.0	0.0	0.0	0.0	0.0	0.0	0.0
Flared	10.9	18.2	25.4	6.2	16.1	26.0	0.0	10.3	3.9	11.9	16.1	22.4	167.4
Vented	0.0	0.0	0.0	0.0	0.0	0.0	0.0	0.0	0.0	0.0	0.0	0.0	0.0
Diff and Other	-10.9	-18.2	-25.4	-6.2	-16.1	-26.0	0.0	-10.3	-3.9	-11.9	-16.1	-22.4	-167.4
Process and Frac													
Pentanes Plus	5,493.3	5,518.2	4,731.5	1,344.5	5,792.9	5,364.4	5,522.8	5,384.9	5,341.6	3,882.0	5,084.1	5,397.5	58,857.7
Propane	60,487.9	55,337.2	67,042.9	12,790.2	56,396.0	67,599.1	66,804.6	63,392.6	62,534.4	64,754.2	65,436.3	75,085.5	717,660.9
Butanes	24,410.7	24,232.2	27,774.0	4,799.3	21,857.5	23,613.6	25,658.2	25,069.6	25,007.9	22,040.8	24,804.4	24,213.9	273,482.1
Ethane	56,718.6	52,375.9	61,139.4	13,784.8	57,599.9	69,156.6	70,204.3	57,055.2	61,785.4	61,255.2	68,289.1	76,929.9	706,294.3
NGL	0.0	0.0	0.0	0.0	0.0	0.0	0.0	0.0	0.0	0.0	0.0	0.0	0.0
Sulphur	0.0	0.0	0.0	0.0	0.0	0.0	0.0	0.0	0.0	0.0	0.0	0.0	0.0
Sulphur Closing Inv	0.0	0.0	0.0	0.0	0.0	0.0	0.0	0.0	0.0	0.0	0.0	0.0	0.0

Unit of Measurement: Gas and Gas equivalent products: 1000m3, Liquids: m3, Sulphur: MTS

VPR6200
Facility ID ABGP0140036

Facility Name KANATA SIMONETTE 13-11 GAS PLANT

Facility Licence # 42908

Facility Operator A730 KANATA ENERGY

Production Month	201701	201702	201703	201704	201705	201706	201707	201708	201709	201710	201711	201712	Totals
Receipts													
Receipts from Alberta Facilities	31,355.7	34,291.8	32,448.9	28,267.0	26,539.9	29,103.2	33,160.5	33,078.1	30,233.3	21,898.8	27,711.6	29,083.1	357,171.9
Receipts from Non-Alberta Facilities	0.0	0.0	0.0	0.0	0.0	0.0	0.0	0.0	0.0	0.0	0.0	0.0	0.0
Dispositions													
Disposition													
Battery	0.0	0.0	0.0	0.0	0.0	0.0	0.0	0.0	0.0	0.0	0.0	0.0	0.0
Gas Gathering System	0.0	0.0	0.0	0.0	0.0	0.0	0.0	0.0	0.0	0.0	0.0	0.0	0.0
Gas Plant	0.0	0.0	0.0	0.0	0.0	0.0	0.0	0.0	0.0	0.0	0.0	0.0	0.0
Injection Facility	0.0	0.0	0.0	0.0	0.0	0.0	0.0	0.0	0.0	0.0	0.0	0.0	0.0
Meter Station	30,584.2	33,569.2	31,601.5	27,336.8	25,725.5	28,236.2	31,988.6	31,950.5	29,036.7	21,004.9	26,652.2	27,911.3	345,597.6
Other	0.0	0.0	0.0	0.0	0.0	0.0	0.0	0.0	0.0	0.0	0.0	0.0	0.0
Alberta Commercial	35.7	35.3	34.5	32.2	29.6	27.3	33.4	34.1	32.5	32.8	34.9	28.1	390.4
Alberta Industrial	0.0	0.0	0.0	0.0	0.0	0.0	0.0	0.0	0.0	0.0	0.0	0.0	0.0
Alberta Residential	0.0	0.0	0.0	0.0	0.0	0.0	0.0	0.0	0.0	0.0	0.0	0.0	0.0
Alberta Elec.Generation	0.0	0.0	0.0	0.0	0.0	0.0	0.0	0.0	0.0	0.0	0.0	0.0	0.0
Shrinkage													
Acid Gas	0.0	0.0	0.0	0.0	0.0	0.0	0.0	0.0	0.0	0.0	0.0	0.0	0.0
Other products	844.5	763.8	898.7	1,044.7	914.8	937.7	996.8	897.2	803.3	550.3	767.0	844.4	10,263.2
Fuel	758.3	799.7	785.5	695.7	652.8	653.2	788.4	793.1	686.6	574.9	643.1	681.9	8,513.2
Flared	37.8	12.4	13.1	14.8	9.9	37.6	28.1	14.3	10.6	16.7	12.8	15.2	223.3
Vented	0.0	0.0	0.0	0.0	0.0	0.0	0.0	0.0	0.0	0.0	0.0	0.0	0.0
Diff and Other	-904.8	-888.6	-884.4	-857.2	-792.7	-788.8	-674.8	-611.1	-336.4	-280.8	-398.4	-397.8	-7,815.8
Process and Frac													
Pentanes Plus	3,612.8	3,169.4	3,803.8	4,670.5	4,106.1	4,027.4	4,128.6	3,640.6	3,186.3	2,137.7	2,871.7	3,271.9	42,626.8
Propane	0.0	0.0	0.0	0.0	0.0	0.0	0.0	0.0	0.0	0.0	0.0	0.0	0.0
Butanes	0.0	0.0	0.0	0.0	0.0	0.0	0.0	0.0	0.0	0.0	0.0	0.0	0.0
Ethane	0.0	0.0	0.0	0.0	0.0	0.0	0.0	0.0	0.0	0.0	0.0	0.0	0.0
NGL	451.1	498.1	508.3	366.0	299.9	484.0	638.2	648.5	650.1	486.7	777.9	752.9	6,561.7
Sulphur	0.0	0.0	0.0	0.0	0.0	0.0	0.0	0.0	0.0	0.0	0.0	0.0	0.0
Sulphur Closing Inv	0.0	0.0	0.0	0.0	0.0	0.0	0.0	0.0	0.0	0.0	0.0	0.0	0.0

Unit of Measurement: Gas and Gas equivalent products: 1000m3, Liquids: m3, Sulphur: MTS

VPR6200

Facility ID ABGP0140277

Facility Name Pembina Infra. & Logistics LP Frac 2

Facility Licence # 13004

Facility Operator A68Y PEMBINA NGL

Production Month	201701	201702	201703	201704	201705	201706	201707	201708	201709	201710	201711	201712	Totals
Receipts													
Receipts from Alberta Facilities	3,418.6	3,533.0	2,848.5	2,091.7	3,477.9	3,500.5	4,088.1	3,564.9	3,360.3	4,858.2	4,584.9	5,107.8	44,434.4
Receipts from Non-Alberta Facilities	0.0	0.0	0.0	0.0	0.0	0.0	0.0	0.0	0.0	0.0	0.0	0.0	0.0
Dispositions													
Disposition													
Battery	0.0	0.0	0.0	0.0	0.0	0.0	0.0	0.0	0.0	0.0	0.0	0.0	0.0
Gas Gathering System	0.0	0.0	0.0	0.0	0.0	0.0	0.0	0.0	0.0	0.0	0.0	0.0	0.0
Gas Plant	0.0	0.0	0.0	0.0	0.0	0.0	0.0	0.0	0.0	0.0	0.0	0.0	0.0
Injection Facility	0.0	0.0	0.0	0.0	0.0	0.0	0.0	0.0	0.0	0.0	0.0	0.0	0.0
Meter Station	0.0	0.0	0.0	0.0	0.0	0.0	0.0	0.0	0.0	0.0	0.0	0.0	0.0
Other	0.0	0.0	0.0	0.0	0.0	0.0	0.0	0.0	0.0	0.0	0.0	0.0	0.0
Alberta Commercial	0.0	0.0	0.0	0.0	0.0	0.0	0.0	0.0	0.0	0.0	0.0	0.0	0.0
Alberta Industrial	0.0	0.0	0.0	0.0	0.0	0.0	0.0	0.0	0.0	0.0	0.0	0.0	0.0
Alberta Residential	0.0	0.0	0.0	0.0	0.0	0.0	0.0	0.0	0.0	0.0	0.0	0.0	0.0
Alberta Elec.Generation	0.0	0.0	0.0	0.0	0.0	0.0	0.0	0.0	0.0	0.0	0.0	0.0	0.0
Shrinkage													
Acid Gas	0.0	0.0	0.0	0.0	0.0	0.0	0.0	0.0	0.0	0.0	0.0	0.0	0.0
Other products	0.0	0.0	0.0	0.0	0.0	0.0	0.0	0.0	0.0	0.0	0.0	0.0	0.0
Fuel	3,418.6	3,533.0	2,848.5	2,091.7	3,477.9	3,500.5	4,088.1	3,564.9	3,360.3	4,858.2	0.0	5,107.8	39,849.5
Flared	0.0	0.0	0.0	0.0	0.0	0.0	0.0	0.0	0.0	0.0	0.0	0.0	0.0
Vented	0.0	0.0	0.0	0.0	0.0	0.0	0.0	0.0	0.0	0.0	0.0	0.0	0.0
Diff and Other	0.0	0.0	0.0	0.0	0.0	0.0	0.0	0.0	0.0	0.0	4,584.9	0.0	4,584.9
Process and Frac													
Pentanes Plus	31,614.3	34,058.3	23,632.5	15,016.1	24,965.0	23,174.7	39,800.6	34,248.6	20,068.4	26,306.4	22,605.1	20,375.4	315,865.4
Propane	68,771.5	72,911.2	51,698.0	33,490.1	59,825.3	51,901.1	77,573.2	75,834.6	46,490.7	56,312.4	49,741.0	45,216.6	689,765.7
Butanes	51,009.6	54,242.7	38,454.9	24,576.1	42,988.3	38,065.3	60,302.9	53,564.1	31,751.4	40,600.5	35,131.5	32,113.0	502,800.3
Ethane	87,566.5	84,147.8	60,476.0	45,736.1	73,255.6	62,748.1	78,072.6	84,797.0	56,475.0	59,109.9	54,707.3	49,801.9	796,893.8
NGL	0.0	0.0	0.0	0.0	0.0	0.0	0.0	0.0	0.0	0.0	0.0	0.0	0.0
Sulphur	0.0	0.0	0.0	0.0	0.0	0.0	0.0	0.0	0.0	0.0	0.0	0.0	0.0
Sulphur Closing Inv	0.0	0.0	0.0	0.0	0.0	0.0	0.0	0.0	0.0	0.0	0.0	0.0	0.0

Unit of Measurement: Gas and Gas equivalent products: 1000m3, Liquids: m3, Sulphur: MTS

VPR6200

Facility ID ABGP0143633

Facility Name Pembina Infra. & Logistics LP Frac 3

Facility Licence # 13004

Facility Operator A68Y

Production Month	201701	201702	201703	201704	201705	201706	201707	201708	201709	201710	201711	201712	Totals
Receipts													
Receipts from Alberta Facilities	0.0	0.0	0.0	0.0	0.0	0.0	0.0	0.0	0.0	0.0	0.0	0.0	0.0
Receipts from Non-Alberta Facilities	0.0	0.0	0.0	0.0	0.0	0.0	0.0	0.0	0.0	0.0	0.0	0.0	0.0
Dispositions													
Disposition													
Battery	0.0	0.0	0.0	0.0	0.0	0.0	0.0	0.0	0.0	0.0	0.0	0.0	0.0
Gas Gathering System	0.0	0.0	0.0	0.0	0.0	0.0	0.0	0.0	0.0	0.0	0.0	0.0	0.0
Gas Plant	0.0	0.0	0.0	0.0	0.0	0.0	0.0	0.0	0.0	0.0	0.0	0.0	0.0
Injection Facility	0.0	0.0	0.0	0.0	0.0	0.0	0.0	0.0	0.0	0.0	0.0	0.0	0.0
Meter Station	0.0	0.0	0.0	0.0	0.0	0.0	0.0	0.0	0.0	0.0	0.0	0.0	0.0
Other	0.0	0.0	0.0	0.0	0.0	0.0	0.0	0.0	0.0	0.0	0.0	0.0	0.0
Alberta Commercial	0.0	0.0	0.0	0.0	0.0	0.0	0.0	0.0	0.0	0.0	0.0	0.0	0.0
Alberta Industrial	0.0	0.0	0.0	0.0	0.0	0.0	0.0	0.0	0.0	0.0	0.0	0.0	0.0
Alberta Residential	0.0	0.0	0.0	0.0	0.0	0.0	0.0	0.0	0.0	0.0	0.0	0.0	0.0
Alberta Elec.Generation	0.0	0.0	0.0	0.0	0.0	0.0	0.0	0.0	0.0	0.0	0.0	0.0	0.0
Shrinkage													
Acid Gas	0.0	0.0	0.0	0.0	0.0	0.0	0.0	0.0	0.0	0.0	0.0	0.0	0.0
Other products	0.0	0.0	0.0	0.0	0.0	0.0	0.0	0.0	0.0	0.0	0.0	0.0	0.0
Fuel	0.0	0.0	0.0	0.0	0.0	0.0	0.0	0.0	0.0	0.0	0.0	0.0	0.0
Flared	0.0	0.0	0.0	0.0	0.0	0.0	0.0	0.0	0.0	0.0	0.0	0.0	0.0
Vented	0.0	0.0	0.0	0.0	0.0	0.0	0.0	0.0	0.0	0.0	0.0	0.0	0.0
Diff and Other	0.0	0.0	0.0	0.0	0.0	0.0	0.0	0.0	0.0	0.0	0.0	0.0	0.0
Process and Frac													
Pentanes Plus	0.0	0.0	0.0	0.0	2,608.4	9,451.0	4,738.3	0.0	5,768.0	19,844.0	13,172.9	17,522.5	73,105.1
Propane	0.0	0.0	0.0	0.0	3,572.8	11,644.6	5,301.5	0.0	6,988.0	22,903.4	17,482.7	24,519.1	92,412.1
Butanes	0.0	0.0	0.0	0.0	3,686.3	12,183.6	5,712.0	0.0	7,696.7	24,842.5	18,629.2	25,966.9	98,717.2
Ethane	0.0	0.0	0.0	0.0	0.0	0.0	0.0	0.0	0.0	0.0	0.0	0.0	0.0
NGL	0.0	0.0	0.0	0.0	0.0	0.0	0.0	0.0	0.0	0.0	0.0	0.1	0.1
Sulphur	0.0	0.0	0.0	0.0	0.0	0.0	0.0	0.0	0.0	0.0	0.0	0.0	0.0
Sulphur Closing Inv	0.0	0.0	0.0	0.0	0.0	0.0	0.0	0.0	0.0	0.0	0.0	0.0	0.0

Unit of Measurement: Gas and Gas equivalent products: 1000m3, Liquids: m3, Sulphur: MTS

VPR6200

Facility ID ABGS0002301

Facility Name GILBY GGS GROUP

Facility Licence # 8798

Facility Operator A7ME GAIN

Production Month	201701	201702	201703	201704	201705	201706	201707	201708	201709	201710	201711	201712	Totals
Receipts													
Receipts from Alberta Facilities	522.5	481.0	510.2	452.8	470.3	516.4	524.2	539.6	508.0	545.7	516.8	491.8	6,079.3
Receipts from Non-Alberta Facilities	0.0	0.0	0.0	0.0	0.0	0.0	0.0	0.0	0.0	0.0	0.0	0.0	0.0
Dispositions													
Disposition													
Battery	1.0	0.9	1.0	0.9	0.3	0.3	0.3	0.3	0.3	0.9	1.0	1.0	8.2
Gas Gathering System	456.5	402.1	414.2	391.1	386.9	441.3	427.3	417.5	410.6	458.9	423.0	418.8	5,048.2
Gas Plant	0.0	0.0	0.0	0.0	0.0	0.0	0.0	0.0	0.0	0.0	0.0	0.0	0.0
Injection Facility	0.0	0.0	0.0	0.0	0.0	0.0	0.0	0.0	0.0	0.0	0.0	0.0	0.0
Meter Station	0.0	0.0	0.0	0.0	0.0	0.0	0.0	0.0	0.0	0.0	0.0	0.0	0.0
Other	0.0	0.0	0.0	0.0	0.0	0.0	0.0	0.0	0.0	0.0	0.0	0.0	0.0
Alberta Commercial	0.0	0.0	0.0	0.0	0.0	0.0	0.0	0.0	0.0	0.0	0.0	0.0	0.0
Alberta Industrial	0.0	0.0	0.0	0.0	0.0	0.0	0.0	0.0	0.0	0.0	0.0	0.0	0.0
Alberta Residential	0.0	0.0	0.0	0.0	0.0	0.0	0.0	0.0	0.0	0.0	0.0	0.0	0.0
Alberta Elec.Generation	0.0	0.0	0.0	0.0	0.0	0.0	0.0	0.0	0.0	0.0	0.0	0.0	0.0
Shrinkage													
Acid Gas	0.0	0.0	0.0	0.0	0.0	0.0	0.0	0.0	0.0	0.0	0.0	0.0	0.0
Other products	0.6	0.5	0.6	0.6	0.7	2.0	0.8	0.5	0.7	1.1	1.5	0.8	10.4
Fuel	29.0	24.6	27.4	23.8	22.4	23.9	25.1	26.0	26.3	29.4	29.2	28.8	315.9
Flared	0.0	0.1	0.1	0.1	0.3	0.0	0.1	0.2	0.1	0.1	0.1	0.1	1.3
Vented	0.0	0.0	0.0	0.0	0.0	0.0	0.0	0.0	0.0	0.0	0.0	0.0	0.0
Diff and Other	35.4	52.8	66.9	36.3	59.7	48.9	70.6	95.1	70.0	55.3	62.0	42.3	695.3
Process and Frac													
Pentanes Plus	3.0	2.5	2.9	3.1	3.5	9.8	3.9	2.6	3.4	5.3	7.1	3.7	50.8
Propane	0.0	0.0	0.0	0.0	0.0	0.0	0.0	0.0	0.0	0.0	0.0	0.0	0.0
Butanes	0.0	0.0	0.0	0.0	0.0	0.0	0.0	0.0	0.0	0.0	0.0	0.0	0.0
Ethane	0.0	0.0	0.0	0.0	0.0	0.0	0.0	0.0	0.0	0.0	0.0	0.0	0.0
NGL	0.0	0.0	0.0	0.0	0.0	0.0	0.0	0.0	0.0	0.0	0.0	0.0	0.0
Sulphur	0.0	0.0	0.0	0.0	0.0	0.0	0.0	0.0	0.0	0.0	0.0	0.0	0.0
Sulphur Closing Inv	0.0	0.0	0.0	0.0	0.0	0.0	0.0	0.0	0.0	0.0	0.0	0.0	0.0

Unit of Measurement: Gas and Gas equivalent products: 1000m3, Liquids: m3, Sulphur: MTS

VPR6200

Facility ID ABGS0002311

Facility Name CRESTAR THREE HILLS CREEK

Facility Licence # Not Licenced

Facility Operator A1GR PINE CLIFF

Production Month	201701	201702	201703	201704	201705	201706	201707	201708	201709	201710	201711	201712	Totals
Receipts													
Receipts from Alberta Facilities	2,411.9	2,166.1	2,360.5	2,357.7	2,428.9	2,310.2	2,435.7	2,415.4	2,623.9	2,645.2	2,229.1	2,299.5	28,684.1
Receipts from Non-Alberta Facilities	0.0	0.0	0.0	0.0	0.0	0.0	0.0	0.0	0.0	0.0	0.0	0.0	0.0
Dispositions													
Disposition Battery	0.0	0.0	0.0	0.0	0.0	0.0	0.0	0.0	0.0	0.0	0.0	0.0	0.0
Gas Gathering System	2,250.7	2,020.9	2,196.5	2,197.3	2,250.0	2,144.8	2,254.8	2,243.8	2,462.3	2,482.9	2,136.4	2,250.6	26,891.0
Gas Plant	0.0	0.0	0.0	0.0	0.0	0.0	0.0	0.0	0.0	0.0	0.0	0.0	0.0
Injection Facility	0.0	0.0	0.0	0.0	0.0	0.0	0.0	0.0	0.0	0.0	0.0	0.0	0.0
Meter Station	0.0	0.0	0.0	0.0	0.0	0.0	0.0	0.0	0.0	0.0	0.0	0.0	0.0
Other	0.0	0.0	0.0	0.0	0.0	0.0	0.0	0.0	0.0	0.0	0.0	0.0	0.0
Alberta Commercial	0.0	0.0	0.0	0.0	0.0	0.0	0.0	0.0	0.0	0.0	0.0	0.0	0.0
Alberta Industrial	0.0	0.0	0.0	0.0	0.0	0.0	0.0	0.0	0.0	0.0	0.0	0.0	0.0
Alberta Residential	0.0	0.0	0.0	0.0	0.0	0.0	0.0	0.0	0.0	0.0	0.0	0.0	0.0
Alberta Elec.Generation	0.0	0.0	0.0	0.0	0.0	0.0	0.0	0.0	0.0	0.0	0.0	0.0	0.0
Shrinkage Acid Gas	0.0	0.0	0.0	0.0	0.0	0.0	0.0	0.0	0.0	0.0	0.0	0.0	0.0
Other products	3.7	3.4	7.3	7.0	5.8	8.1	8.2	5.3	9.0	9.6	6.3	0.7	74.4
Fuel	158.5	143.1	158.5	154.6	173.1	159.4	174.8	167.6	154.9	155.1	88.0	48.4	1,736.0
Flared	0.0	0.0	0.0	0.0	0.0	0.0	0.0	0.0	0.0	0.0	0.0	0.0	0.0
Vented	0.0	0.2	0.0	0.6	1.4	0.0	0.0	0.0	0.0	0.0	0.0	0.0	2.2
Diff and Other	-1.0	-1.5	-1.8	-1.8	-1.4	-2.1	-2.1	-1.3	-2.3	-2.4	-1.6	-0.2	-19.5
Process and Frac													
Pentanes Plus	17.7	16.3	35.5	33.8	28.2	39.1	39.6	25.5	43.5	46.4	30.7	3.3	359.6
Propane	0.0	0.0	0.0	0.0	0.0	0.0	0.0	0.0	0.0	0.0	0.0	0.0	0.0
Butanes	0.0	0.0	0.0	0.0	0.0	0.0	0.0	0.0	0.0	0.0	0.0	0.0	0.0
Ethane	0.0	0.0	0.0	0.0	0.0	0.0	0.0	0.0	0.0	0.0	0.0	0.0	0.0
NGL	0.0	0.0	0.0	0.0	0.0	0.0	0.0	0.0	0.0	0.0	0.0	0.0	0.0
Sulphur	0.0	0.0	0.0	0.0	0.0	0.0	0.0	0.0	0.0	0.0	0.0	0.0	0.0
Sulphur Closing Inv	0.0	0.0	0.0	0.0	0.0	0.0	0.0	0.0	0.0	0.0	0.0	0.0	0.0

Unit of Measurement: Gas and Gas equivalent products: 1000m3, Liquids: m3, Sulphur: MTS

VPR6200
Facility ID ABGS0002314

Facility Name TRI LINK GILBY

Facility Licence # Not Licenced

Facility Operator A5D4 CVE

Production Month	201701	201702	201703	201704	201705	201706	201707	201708	201709	201710	201711	201712	Totals
Receipts													
Receipts from Alberta Facilities	13,493.2	11,876.7	12,997.9	12,239.4	12,680.6	11,951.2	11,954.1	11,444.3	10,649.2	10,828.3	10,121.1	9,917.7	140,153.7
Receipts from Non-Alberta Facilities	0.0	0.0	0.0	0.0	0.0	0.0	0.0	0.0	0.0	0.0	0.0	0.0	0.0
Dispositions													
Disposition													
Battery	0.0	0.0	0.0	0.0	0.0	0.0	0.0	0.0	0.0	0.0	0.0	0.0	0.0
Gas Gathering System	12,388.8	11,455.3	12,491.9	11,701.5	12,138.6	11,502.6	11,435.9	10,984.8	10,440.1	10,438.0	9,766.9	9,904.1	134,648.5
Gas Plant	0.0	0.0	0.0	0.0	0.0	0.0	0.0	0.0	0.0	0.0	0.0	0.0	0.0
Injection Facility	0.0	0.0	0.0	0.0	0.0	0.0	0.0	0.0	0.0	0.0	0.0	0.0	0.0
Meter Station	0.0	0.0	0.0	0.0	0.0	0.0	0.0	0.0	0.0	0.0	0.0	0.0	0.0
Other	0.0	0.0	0.0	0.0	0.0	0.0	0.0	0.0	0.0	0.0	0.0	0.0	0.0
Alberta Commercial	0.0	0.0	0.0	0.0	0.0	0.0	0.0	0.0	0.0	0.0	0.0	0.0	0.0
Alberta Industrial	0.0	0.0	0.0	0.0	0.0	0.0	0.0	0.0	0.0	0.0	0.0	0.0	0.0
Alberta Residential	0.0	0.0	0.0	0.0	0.0	0.0	0.0	0.0	0.0	0.0	0.0	0.0	0.0
Alberta Elec.Generation	0.0	0.0	0.0	0.0	0.0	0.0	0.0	0.0	0.0	0.0	0.0	0.0	0.0
Shrinkage													
Acid Gas	0.0	0.0	0.0	0.0	0.0	0.0	0.0	0.0	0.0	0.0	0.0	0.0	0.0
Other products	6.4	7.0	5.5	9.4	2.9	1.8	2.2	1.1	1.7	1.6	7.7	3.0	50.3
Fuel	627.7	521.5	624.2	581.7	604.1	70.1	582.5	558.8	536.8	555.4	551.4	537.2	6,351.4
Flared	5.0	1.0	0.7	3.5	6.9	2.8	4.4	0.5	1.3	2.0	2.2	4.5	34.8
Vented	0.4	0.5	0.5	0.6	0.4	0.5	0.5	0.5	0.5	0.6	0.4	0.6	6.0
Diff and Other	464.9	-108.6	-124.9	-57.3	-72.3	373.4	-71.4	-101.4	-331.2	-169.3	-207.5	-531.7	-937.3
Process and Frac													
Pentanes Plus	31.2	33.8	26.5	45.3	14.0	8.6	10.7	5.4	8.4	7.9	37.2	14.5	243.5
Propane	0.0	0.0	0.0	0.0	0.0	0.0	0.0	0.0	0.0	0.0	0.0	0.0	0.0
Butanes	0.0	0.0	0.0	0.0	0.0	0.0	0.0	0.0	0.0	0.0	0.0	0.0	0.0
Ethane	0.0	0.0	0.0	0.0	0.0	0.0	0.0	0.0	0.0	0.0	0.0	0.0	0.0
NGL	0.0	0.0	0.0	0.0	0.0	0.0	0.0	0.0	0.0	0.0	0.0	0.0	0.0
Sulphur	0.0	0.0	0.0	0.0	0.0	0.0	0.0	0.0	0.0	0.0	0.0	0.0	0.0
Sulphur Closing Inv	0.0	0.0	0.0	0.0	0.0	0.0	0.0	0.0	0.0	0.0	0.0	0.0	0.0

Unit of Measurement: Gas and Gas equivalent products: 1000m3, Liquids: m3, Sulphur: MTS

VPR6200

Facility ID ABGS0002335

Facility Name BONAVIDA SOUTH ELKTON GGS

Facility Licence # 23119

Facility Operator A5RX BEC

Production Month	201701	201702	201703	201704	201705	201706	201707	201708	201709	201710	201711	201712	Totals
Receipts													
Receipts from Alberta Facilities	779.5	697.5	765.3	729.5	770.7	779.8	782.1	804.1	711.1	731.6	749.6	793.4	9,094.2
Receipts from Non-Alberta Facilities	0.0	0.0	0.0	0.0	0.0	0.0	0.0	0.0	0.0	0.0	0.0	0.0	0.0
Dispositions													
Disposition Battery	0.0	0.0	0.0	0.0	0.0	0.0	0.0	0.0	0.0	0.0	0.0	0.0	0.0
Gas Gathering System	695.3	630.3	694.6	669.4	697.4	692.4	700.1	723.2	634.5	634.5	653.7	697.3	8,122.7
Gas Plant	0.0	0.0	0.0	0.0	0.0	0.0	0.0	0.0	0.0	0.0	0.0	0.0	0.0
Injection Facility	0.0	0.0	0.0	0.0	0.0	0.0	0.0	0.0	0.0	0.0	0.0	0.0	0.0
Meter Station	0.0	0.0	0.0	0.0	0.0	0.0	0.0	0.0	0.0	0.0	0.0	0.0	0.0
Other	0.0	0.0	0.0	0.0	0.0	0.0	0.0	0.0	0.0	0.0	0.0	0.0	0.0
Alberta Commercial	0.0	0.0	0.0	0.0	0.0	0.0	0.0	0.0	0.0	0.0	0.0	0.0	0.0
Alberta Industrial	0.0	0.0	0.0	0.0	0.0	0.0	0.0	0.0	0.0	0.0	0.0	0.0	0.0
Alberta Residential	0.0	0.0	0.0	0.0	0.0	0.0	0.0	0.0	0.0	0.0	0.0	0.0	0.0
Alberta Elec.Generation	0.0	0.0	0.0	0.0	0.0	0.0	0.0	0.0	0.0	0.0	0.0	0.0	0.0
Shrinkage Acid Gas	0.0	0.0	0.0	0.0	0.0	0.0	0.0	0.0	0.0	0.0	0.0	0.0	0.0
Other products	2.6	0.0	3.0	1.4	1.9	0.6	0.0	4.1	0.0	2.9	3.9	0.2	20.6
Fuel	70.6	64.9	74.8	69.0	67.3	64.2	63.1	66.3	65.5	70.6	68.8	71.1	816.2
Flared	5.1	4.6	4.9	4.9	0.1	0.0	0.0	0.0	0.4	0.0	0.0	0.0	20.0
Vented	0.0	0.2	0.0	0.0	0.0	0.0	0.0	0.0	0.0	0.0	0.0	0.0	0.2
Diff and Other	5.9	-2.5	-12.0	-15.2	4.0	22.6	18.9	10.5	10.7	23.6	23.2	24.8	114.5
Process and Frac													
Pentanes Plus	12.8	0.0	14.3	7.0	9.3	2.7	0.0	19.7	0.0	14.2	18.7	0.8	99.5
Propane	0.0	0.0	0.0	0.0	0.0	0.0	0.0	0.0	0.0	0.0	0.0	0.0	0.0
Butanes	0.0	0.0	0.0	0.0	0.0	0.0	0.0	0.0	0.0	0.0	0.0	0.0	0.0
Ethane	0.0	0.0	0.0	0.0	0.0	0.0	0.0	0.0	0.0	0.0	0.0	0.0	0.0
NGL	0.0	0.0	0.0	0.0	0.0	0.0	0.0	0.0	0.0	0.0	0.0	0.0	0.0
Sulphur	0.0	0.0	0.0	0.0	0.0	0.0	0.0	0.0	0.0	0.0	0.0	0.0	0.0
Sulphur Closing Inv	0.0	0.0	0.0	0.0	0.0	0.0	0.0	0.0	0.0	0.0	0.0	0.0	0.0

Unit of Measurement: Gas and Gas equivalent products: 1000m3, Liquids: m3, Sulphur: MTS

VPR6200

Facility ID ABGS0002350

Facility Name PRIMEWEST LONE PINE CREEK

Facility Licence # Not Licenced

Facility Operator A2TG TQN

Production Month	201701	201702	201703	201704	201705	201706	201707	201708	201709	201710	201711	201712	Totals
Receipts													
Receipts from Alberta Facilities	4,725.9	4,276.7	4,724.9	4,270.4	4,799.0	5,193.2	5,341.6	5,244.2	3,647.5	4,964.4	4,554.2	5,016.7	56,758.7
Receipts from Non-Alberta Facilities	0.0	0.0	0.0	0.0	0.0	0.0	0.0	0.0	0.0	0.0	0.0	0.0	0.0
Dispositions													
Disposition													
Battery	0.0	0.0	0.0	0.0	0.0	0.0	0.0	0.0	0.0	0.0	0.0	0.0	0.0
Gas Gathering System	4,445.8	4,012.1	4,233.2	3,952.3	4,532.9	4,774.5	4,877.5	4,790.4	3,229.9	4,565.6	4,031.0	4,329.7	51,774.9
Gas Plant	0.0	0.0	0.0	0.0	0.0	0.0	0.0	0.0	0.0	0.0	0.0	0.0	0.0
Injection Facility	0.0	0.0	0.0	0.0	0.0	0.0	0.0	0.0	0.0	0.0	0.0	0.0	0.0
Meter Station	0.0	0.0	0.0	0.0	0.0	0.0	0.0	0.0	0.0	0.0	0.0	0.0	0.0
Other	0.0	0.0	0.0	0.0	0.0	0.0	0.0	0.0	0.0	0.0	0.0	0.0	0.0
Alberta Commercial	0.0	0.0	0.0	0.0	0.0	0.0	0.0	0.0	0.0	0.0	0.0	0.0	0.0
Alberta Industrial	0.0	0.0	0.0	0.0	0.0	0.0	0.0	0.0	0.0	0.0	0.0	0.0	0.0
Alberta Residential	0.0	0.0	0.0	0.0	0.0	0.0	0.0	0.0	0.0	0.0	0.0	0.0	0.0
Alberta Elec.Generation	0.0	0.0	0.0	0.0	0.0	0.0	0.0	0.0	0.0	0.0	0.0	0.0	0.0
Shrinkage													
Acid Gas	0.0	0.0	0.0	0.0	0.0	0.0	0.0	0.0	0.0	0.0	0.0	0.0	0.0
Other products	3.3	0.0	0.0	0.0	0.0	0.0	4.7	0.0	1.6	0.0	0.0	0.0	9.6
Fuel	275.1	240.5	260.2	243.2	244.0	234.6	239.4	240.2	180.6	263.8	218.5	269.6	2,909.7
Flared	0.8	0.8	1.3	0.9	1.4	0.9	2.6	2.5	2.8	0.8	6.6	1.3	22.7
Vented	0.0	0.0	0.0	0.0	0.0	0.0	0.0	0.0	0.0	0.0	0.0	0.0	0.0
Diff and Other	0.9	23.3	230.2	74.0	20.7	183.2	217.4	211.1	232.6	134.2	298.1	416.1	2,041.8
Process and Frac													
Pentanes Plus	16.1	0.0	0.0	0.0	0.0	0.0	22.9	0.0	7.8	0.0	0.0	0.0	46.8
Propane	0.0	0.0	0.0	0.0	0.0	0.0	0.0	0.0	0.0	0.0	0.0	0.0	0.0
Butanes	0.0	0.0	0.0	0.0	0.0	0.0	0.0	0.0	0.0	0.0	0.0	0.0	0.0
Ethane	0.0	0.0	0.0	0.0	0.0	0.0	0.0	0.0	0.0	0.0	0.0	0.0	0.0
NGL	0.0	0.0	0.0	0.0	0.0	0.0	0.0	0.0	0.0	0.0	0.0	0.0	0.0
Sulphur	0.0	0.0	0.0	0.0	0.0	0.0	0.0	0.0	0.0	0.0	0.0	0.0	0.0
Sulphur Closing Inv	0.0	0.0	0.0	0.0	0.0	0.0	0.0	0.0	0.0	0.0	0.0	0.0	0.0

Unit of Measurement: Gas and Gas equivalent products: 1000m3, Liquids: m3, Sulphur: MTS

VPR6200

Facility ID ABGS0002374

Facility Name AMOCO SOUTH CAROLINE

Facility Licence # 4775

Facility Operator OAW4 PARA

Production Month	201701	201702	201703	201704	201705	201706	201707	201708	201709	201710	201711	201712	Totals
Receipts													
Receipts from Alberta Facilities	15,471.9	14,428.4	16,095.3	16,802.1	17,940.6	17,710.8	18,322.3	19,451.4	18,172.2	17,922.5	17,476.2	16,879.7	206,673.4
Receipts from Non-Alberta Facilities	0.0	0.0	0.0	0.0	0.0	0.0	0.0	0.0	0.0	0.0	0.0	0.0	0.0
Dispositions													
Disposition													
Battery	0.0	0.0	0.0	0.0	0.0	0.0	0.0	0.0	0.0	0.0	0.0	0.0	0.0
Gas Gathering System	15,342.2	14,082.2	15,748.7	16,681.7	17,758.4	17,479.0	18,035.6	19,202.8	17,924.1	17,770.3	17,176.0	17,220.1	204,421.1
Gas Plant	0.0	0.0	0.0	0.0	0.0	0.0	0.0	0.0	0.0	0.0	0.0	0.0	0.0
Injection Facility	0.0	0.0	0.0	0.0	0.0	0.0	0.0	0.0	0.0	0.0	0.0	0.0	0.0
Meter Station	0.0	0.0	0.0	0.0	0.0	0.0	0.0	0.0	0.0	0.0	0.0	0.0	0.0
Other	0.0	0.0	0.0	0.0	0.0	0.0	0.0	0.0	0.0	0.0	0.0	0.0	0.0
Alberta Commercial	0.0	0.0	0.0	0.0	0.0	0.0	0.0	0.0	0.0	0.0	0.0	0.0	0.0
Alberta Industrial	0.0	0.0	0.0	0.0	0.0	0.0	0.0	0.0	0.0	0.0	0.0	0.0	0.0
Alberta Residential	0.0	0.0	0.0	0.0	0.0	0.0	0.0	0.0	0.0	0.0	0.0	0.0	0.0
Alberta Elec.Generation	0.0	0.0	0.0	0.0	0.0	0.0	0.0	0.0	0.0	0.0	0.0	0.0	0.0
Shrinkage													
Acid Gas	0.0	0.0	0.0	0.0	0.0	0.0	0.0	0.0	0.0	0.0	0.0	0.0	0.0
Other products	12.6	9.0	9.5	3.6	6.3	13.2	10.2	13.3	13.8	13.7	15.8	2.6	123.6
Fuel	208.6	193.6	197.9	237.6	250.8	254.8	253.0	252.5	244.4	247.6	247.6	290.9	2,879.3
Flared	9.0	8.0	10.3	6.1	11.6	11.1	10.7	9.7	12.8	9.5	6.8	5.7	111.3
Vented	0.0	0.0	0.0	0.0	0.0	0.1	0.0	0.0	0.0	0.0	0.0	0.0	0.1
Diff and Other	-100.5	135.6	128.9	-126.9	-86.5	-47.4	12.8	-26.9	-22.9	-118.6	30.0	-639.6	-862.0
Process and Frac													
Pentanes Plus	60.9	43.6	46.1	17.5	30.5	64.1	49.3	64.5	66.9	66.3	76.3	12.4	598.4
Propane	0.0	0.0	0.0	0.0	0.0	0.0	0.0	0.0	0.0	0.0	0.0	0.0	0.0
Butanes	0.0	0.0	0.0	0.0	0.0	0.0	0.0	0.0	0.0	0.0	0.0	0.0	0.0
Ethane	0.0	0.0	0.0	0.0	0.0	0.0	0.0	0.0	0.0	0.0	0.0	0.0	0.0
NGL	0.0	0.0	0.0	0.0	0.0	0.0	0.0	0.0	0.0	0.0	0.0	0.0	0.0
Sulphur	0.0	0.0	0.0	0.0	0.0	0.0	0.0	0.0	0.0	0.0	0.0	0.0	0.0
Sulphur Closing Inv	0.0	0.0	0.0	0.0	0.0	0.0	0.0	0.0	0.0	0.0	0.0	0.0	0.0

Unit of Measurement: Gas and Gas equivalent products: 1000m3, Liquids: m3, Sulphur: MTS

VPR6200

Facility ID ABGS0002385

Facility Name DEVON FERRIER

Facility Licence # Not Licenced

Facility Operator OHE9 CNRL

Production Month	201701	201702	201703	201704	201705	201706	201707	201708	201709	201710	201711	201712	Totals
Receipts													
Receipts from Alberta Facilities	19,308.0	17,795.6	19,815.1	18,248.1	18,086.7	14,570.5	17,102.4	16,567.8	15,809.5	14,595.7	14,055.9	14,611.1	200,566.4
Receipts from Non-Alberta Facilities	0.0	0.0	0.0	0.0	0.0	0.0	0.0	0.0	0.0	0.0	0.0	0.0	0.0
Dispositions													
Disposition													
Battery	0.0	0.0	0.0	0.0	0.0	0.0	0.0	0.0	0.0	0.0	0.0	0.0	0.0
Gas Gathering System	0.0	0.0	0.0	0.0	0.0	0.0	0.0	0.0	0.0	0.0	0.0	0.0	0.0
Gas Plant	19,983.5	18,992.9	21,025.8	18,916.0	18,775.2	15,225.1	18,055.3	17,340.3	16,486.3	15,540.1	14,781.0	15,013.7	210,135.2
Injection Facility	0.0	0.0	0.0	0.0	0.0	0.0	0.0	0.0	0.0	0.0	0.0	0.0	0.0
Meter Station	0.0	0.0	0.0	0.0	0.0	0.0	0.0	0.0	0.0	0.0	0.0	0.0	0.0
Other	0.0	0.0	0.0	0.0	0.0	0.0	0.0	0.0	0.0	0.0	0.0	0.0	0.0
Alberta Commercial	0.0	0.0	0.0	0.0	0.0	0.0	0.0	0.0	0.0	0.0	0.0	0.0	0.0
Alberta Industrial	0.0	0.0	0.0	0.0	0.0	0.0	0.0	0.0	0.0	0.0	0.0	0.0	0.0
Alberta Residential	0.0	0.0	0.0	0.0	0.0	0.0	0.0	0.0	0.0	0.0	0.0	0.0	0.0
Alberta Elec.Generation	0.0	0.0	0.0	0.0	0.0	0.0	0.0	0.0	0.0	0.0	0.0	0.0	0.0
Shrinkage													
Acid Gas	0.0	0.0	0.0	0.0	0.0	0.0	0.0	0.0	0.0	0.0	0.0	0.0	0.0
Other products	167.2	229.4	234.2	210.0	190.1	141.2	154.7	143.0	106.3	120.4	106.5	125.0	1,928.0
Fuel	0.0	0.0	0.0	0.0	0.0	0.0	0.0	0.0	0.0	0.0	0.0	0.0	0.0
Flared	0.0	0.0	0.0	0.0	0.0	0.0	0.0	0.0	0.0	0.0	0.0	0.0	0.0
Vented	0.0	0.0	0.0	0.0	0.0	0.0	0.0	0.0	0.0	0.0	0.0	0.0	0.0
Diff and Other	-842.7	-1,426.7	-1,444.9	-877.9	-878.6	-795.8	-1,107.6	-915.5	-783.1	-1,064.8	-831.6	-527.6	-11,496.8
Process and Frac													
Pentanes Plus	809.1	1,109.9	1,133.3	1,016.1	919.6	683.4	748.7	692.1	514.2	582.5	515.2	604.6	9,328.7
Propane	0.0	0.0	0.0	0.0	0.0	0.0	0.0	0.0	0.0	0.0	0.0	0.0	0.0
Butanes	0.0	0.0	0.0	0.0	0.0	0.0	0.0	0.0	0.0	0.0	0.0	0.0	0.0
Ethane	0.0	0.0	0.0	0.0	0.0	0.0	0.0	0.0	0.0	0.0	0.0	0.0	0.0
NGL	0.0	0.0	0.0	0.0	0.0	0.0	0.0	0.0	0.0	0.0	0.0	0.0	0.0
Sulphur	0.0	0.0	0.0	0.0	0.0	0.0	0.0	0.0	0.0	0.0	0.0	0.0	0.0
Sulphur Closing Inv	0.0	0.0	0.0	0.0	0.0	0.0	0.0	0.0	0.0	0.0	0.0	0.0	0.0

Unit of Measurement: Gas and Gas equivalent products: 1000m3, Liquids: m3, Sulphur: MTS

VPR6200

Facility ID ABGS0002387

Facility Name BAYTEX DRUMHELLER

Facility Licence # 21696

Facility Operator A517 LONG RUN

Production Month	201701	201702	201703	201704	201705	201706	201707	201708	201709	201710	201711	201712	Totals
Receipts													
Receipts from Alberta Facilities	1,323.6	1,162.7	1,312.7	1,223.9	1,426.6	1,540.2	1,606.1	1,505.4	1,418.2	1,437.5	1,403.1	1,403.5	16,763.5
Receipts from Non-Alberta Facilities	0.0	0.0	0.0	0.0	0.0	0.0	0.0	0.0	0.0	0.0	0.0	0.0	0.0
Dispositions													
Disposition													
Battery	0.0	0.0	0.0	0.0	0.0	0.0	0.0	0.0	0.0	0.0	0.0	0.0	0.0
Gas Gathering System	0.0	0.0	0.0	0.0	0.0	0.0	0.0	0.0	0.0	0.0	0.0	0.0	0.0
Gas Plant	0.0	0.0	0.0	0.0	0.0	0.0	0.0	0.0	0.0	0.0	0.0	0.0	0.0
Injection Facility	0.0	0.0	0.0	0.0	0.0	0.0	0.0	0.0	0.0	0.0	0.0	0.0	0.0
Meter Station	1,262.0	1,073.4	1,200.7	1,133.7	1,362.9	1,452.9	1,530.5	1,406.1	1,341.7	1,328.1	1,305.8	1,286.6	15,684.4
Other	0.0	0.0	0.0	0.0	0.0	0.0	0.0	0.0	0.0	0.0	0.0	0.0	0.0
Alberta Commercial	0.0	0.0	0.0	0.0	0.0	0.0	0.0	0.0	0.0	0.0	0.0	0.0	0.0
Alberta Industrial	0.0	0.0	0.0	0.0	0.0	0.0	0.0	0.0	0.0	0.0	0.0	0.0	0.0
Alberta Residential	0.0	0.0	0.0	0.0	0.0	0.0	0.0	0.0	0.0	0.0	0.0	0.0	0.0
Alberta Elec.Generation	0.0	0.0	0.0	0.0	0.0	0.0	0.0	0.0	0.0	0.0	0.0	0.0	0.0
Shrinkage													
Acid Gas	0.0	0.0	0.0	0.0	0.0	0.0	0.0	0.0	0.0	0.0	0.0	0.0	0.0
Other products	17.6	14.8	17.3	16.1	17.4	17.0	15.5	14.9	14.7	15.4	16.8	16.3	193.8
Fuel	138.7	124.0	138.2	136.1	143.4	152.5	144.2	144.1	138.8	142.4	135.0	139.7	1,677.1
Flared	0.0	0.0	0.0	0.0	0.0	0.0	0.0	0.0	0.0	0.0	0.0	0.0	0.0
Vented	1.3	1.2	1.4	1.2	1.9	0.0	2.0	1.2	1.1	1.5	1.1	1.1	15.0
Diff and Other	-96.0	-50.7	-44.9	-63.2	-99.0	-82.2	-86.1	-60.9	-78.1	-49.9	-55.6	-40.2	-806.8
Process and Frac													
Pentanes Plus	85.3	71.6	83.9	78.1	84.0	82.2	74.9	72.0	71.0	74.7	81.3	78.8	937.8
Propane	0.0	0.0	0.0	0.0	0.0	0.0	0.0	0.0	0.0	0.0	0.0	0.0	0.0
Butanes	0.0	0.0	0.0	0.0	0.0	0.0	0.0	0.0	0.0	0.0	0.0	0.0	0.0
Ethane	0.0	0.0	0.0	0.0	0.0	0.0	0.0	0.0	0.0	0.0	0.0	0.0	0.0
NGL	0.0	0.0	0.0	0.0	0.0	0.0	0.0	0.0	0.0	0.0	0.0	0.0	0.0
Sulphur	0.0	0.0	0.0	0.0	0.0	0.0	0.0	0.0	0.0	0.0	0.0	0.0	0.0
Sulphur Closing Inv	0.0	0.0	0.0	0.0	0.0	0.0	0.0	0.0	0.0	0.0	0.0	0.0	0.0

Unit of Measurement: Gas and Gas equivalent products: 1000m3, Liquids: m3, Sulphur: MTS

VPR6200

Facility ID ABGS0002410

Facility Name JOFFRE 4-10-39-26w4

Facility Licence # 7233

Facility Operator OHE9 CNRL

Production Month	201701	201702	201703	201704	201705	201706	201707	201708	201709	201710	201711	201712	Totals
Receipts													
Receipts from Alberta Facilities	1,563.2	1,494.2	1,627.5	1,523.4	1,666.0	1,806.5	1,868.5	1,924.7	1,859.7	1,808.7	1,656.2	1,603.9	20,402.5
Receipts from Non-Alberta Facilities	0.0	0.0	0.0	0.0	0.0	0.0	0.0	0.0	0.0	0.0	0.0	0.0	0.0
Dispositions													
Disposition													
Battery	0.0	0.0	0.0	0.0	0.0	0.0	0.0	0.0	0.0	0.0	0.0	0.0	0.0
Gas Gathering System	1,371.8	1,307.3	1,476.3	1,423.3	1,529.8	1,687.5	1,717.2	1,770.0	1,747.9	1,711.4	1,583.0	1,495.6	18,821.1
Gas Plant	92.3	0.0	0.0	0.0	0.0	0.0	0.0	0.0	0.0	0.0	0.0	0.0	92.3
Injection Facility	0.0	0.0	0.0	0.0	0.0	0.0	0.0	0.0	0.0	0.0	0.0	0.0	0.0
Meter Station	0.0	0.0	0.0	0.0	0.0	0.0	0.0	0.0	0.0	0.0	0.0	0.0	0.0
Other	0.0	0.0	0.0	0.0	0.0	0.0	0.0	0.0	0.0	0.0	0.0	0.0	0.0
Alberta Commercial	0.0	0.0	0.0	0.0	0.0	0.0	0.0	0.0	0.0	0.0	0.0	0.0	0.0
Alberta Industrial	0.0	0.0	0.0	0.0	0.0	0.0	0.0	0.0	0.0	0.0	0.0	0.0	0.0
Alberta Residential	0.0	0.0	0.0	0.0	0.0	0.0	0.0	0.0	0.0	0.0	0.0	0.0	0.0
Alberta Elec.Generation	0.0	0.0	0.0	0.0	0.0	0.0	0.0	0.0	0.0	0.0	0.0	0.0	0.0
Shrinkage													
Acid Gas	0.0	0.0	0.0	0.0	0.0	0.0	0.0	0.0	0.0	0.0	0.0	0.0	0.0
Other products	0.0	0.0	0.0	0.0	0.0	0.0	0.0	0.0	0.0	0.0	0.0	0.1	0.1
Fuel	197.2	186.9	193.5	166.5	195.1	145.6	138.0	200.1	178.8	187.1	169.0	166.3	2,124.1
Flared	0.0	0.0	0.0	0.0	0.0	0.0	0.0	0.0	0.0	0.0	0.0	0.0	0.0
Vented	0.0	0.0	0.0	1.6	1.6	1.5	0.0	0.0	0.0	0.0	0.0	0.2	4.9
Diff and Other	-98.1	0.0	-42.3	-68.0	-60.5	-28.1	13.3	-45.4	-67.0	-89.8	-95.8	-58.3	-640.0
Process and Frac													
Pentanes Plus	0.0	0.0	0.0	0.0	0.0	0.0	0.0	0.2	0.2	0.2	0.1	0.4	1.1
Propane	0.0	0.0	0.0	0.0	0.0	0.0	0.0	0.0	0.0	0.0	0.0	0.0	0.0
Butanes	0.0	0.0	0.0	0.0	0.0	0.0	0.0	0.0	0.0	0.0	0.0	0.0	0.0
Ethane	0.0	0.0	0.0	0.0	0.0	0.0	0.0	0.0	0.0	0.0	0.0	0.0	0.0
NGL	0.0	0.0	0.0	0.0	0.0	0.0	0.0	0.0	0.0	0.0	0.0	0.0	0.0
Sulphur	0.0	0.0	0.0	0.0	0.0	0.0	0.0	0.0	0.0	0.0	0.0	0.0	0.0
Sulphur Closing Inv	0.0	0.0	0.0	0.0	0.0	0.0	0.0	0.0	0.0	0.0	0.0	0.0	0.0

Unit of Measurement: Gas and Gas equivalent products: 1000m3, Liquids: m3, Sulphur: MTS

VPR6200

Facility ID ABGS0002433

Facility Name ATCO WESTLOCK

Facility Licence # 12765

Facility Operator A74Y TIDEWATER

Production Month	201701	201702	201703	201704	201705	201706	201707	201708	201709	201710	201711	201712	Totals
Receipts													
Receipts from Alberta Facilities	48,149.2	46,960.5	51,973.1	53,796.7	53,729.7	49,304.9	37,379.2	49,714.0	50,678.9	52,708.1	51,372.9	55,572.8	601,340.0
Receipts from Non-Alberta Facilities	0.0	0.0	0.0	0.0	0.0	0.0	0.0	0.0	0.0	0.0	0.0	0.0	0.0
Dispositions													
Disposition													
Battery	0.0	0.0	0.0	0.0	0.0	0.0	0.0	0.0	0.0	0.0	0.0	0.0	0.0
Gas Gathering System	0.0	0.0	0.0	0.0	0.0	0.0	0.0	0.0	0.0	0.0	0.0	0.0	0.0
Gas Plant	45,479.2	44,630.7	49,410.3	52,171.8	53,196.3	49,220.8	37,329.0	49,136.9	49,568.2	51,081.3	49,268.6	52,811.8	583,304.9
Injection Facility	0.0	0.0	0.0	0.0	0.0	0.0	0.0	0.0	0.0	0.0	0.0	0.0	0.0
Meter Station	1,633.1	1,404.7	1,432.8	1,285.8	400.3	239.5	248.4	252.6	570.1	1,059.7	1,755.9	1,822.9	12,105.8
Other	0.0	0.0	0.0	0.0	0.0	0.0	0.0	0.0	0.0	0.0	0.0	0.0	0.0
Alberta Commercial	0.0	0.0	0.0	0.0	0.0	0.0	0.0	0.0	0.0	0.0	0.0	0.0	0.0
Alberta Industrial	0.0	0.0	0.0	0.0	0.0	0.0	0.0	0.0	0.0	0.0	0.0	0.0	0.0
Alberta Residential	0.0	0.0	0.0	0.0	0.0	0.0	0.0	0.0	0.0	0.0	0.0	0.0	0.0
Alberta Elec.Generation	0.0	0.0	0.0	0.0	0.0	0.0	0.0	0.0	0.0	0.0	0.0	0.0	0.0
Shrinkage													
Acid Gas	0.0	0.0	0.0	0.0	0.0	0.0	0.0	0.0	0.0	0.0	0.0	0.0	0.0
Other products	0.3	0.0	0.0	0.0	5.4	7.9	0.5	0.0	0.0	0.1	1.8	9.5	25.5
Fuel	105.2	92.4	100.4	102.8	104.5	90.9	108.0	102.6	100.6	103.7	101.2	102.9	1,215.2
Flared	0.0	0.0	0.0	0.0	0.0	0.0	0.0	0.0	0.0	0.0	0.0	0.0	0.0
Vented	0.0	0.0	0.0	0.0	0.0	0.0	0.0	0.0	0.0	0.0	0.0	0.0	0.0
Diff and Other	931.4	832.7	1,029.6	236.3	23.2	-254.2	-306.7	221.9	440.0	463.3	245.4	825.7	4,688.6
Process and Frac													
Pentanes Plus	1.3	0.0	0.0	0.0	25.9	0.5	2.5	0.0	0.0	0.6	8.6	4.1	43.5
Propane	0.0	0.0	0.0	0.0	0.0	0.0	0.0	0.0	0.0	0.0	0.0	0.0	0.0
Butanes	0.0	0.0	0.0	0.0	0.0	0.0	0.0	0.0	0.0	0.0	0.0	0.0	0.0
Ethane	0.0	0.0	0.0	0.0	0.0	0.0	0.0	0.0	0.0	0.0	0.0	0.0	0.0
NGL	0.0	0.0	0.0	0.0	0.0	35.6	0.0	0.0	0.0	0.0	0.0	40.3	75.9
Sulphur	0.0	0.0	0.0	0.0	0.0	0.0	0.0	0.0	0.0	0.0	0.0	0.0	0.0
Sulphur Closing Inv	0.0	0.0	0.0	0.0	0.0	0.0	0.0	0.0	0.0	0.0	0.0	0.0	0.0

Unit of Measurement: Gas and Gas equivalent products: 1000m3, Liquids: m3, Sulphur: MTS

VPR6200

Facility ID ABGS0002437

Facility Name PENGROWTH SWAN HILLS

Facility Licence # Not Licenced

Facility Operator A7GH ACCEL

Production Month	201701	201702	201703	201704	201705	201706	201707	201708	201709	201710	201711	201712	Totals
Receipts													
Receipts from Alberta Facilities	7,746.0	6,850.8	7,872.0	7,619.3	6,854.2	6,578.2	7,683.2	7,275.0	7,939.2	7,852.1	7,483.3	7,766.9	89,520.2
Receipts from Non-Alberta Facilities	0.0	0.0	0.0	0.0	0.0	0.0	0.0	0.0	0.0	0.0	0.0	0.0	0.0
Dispositions													
Disposition													
Battery	0.0	0.0	0.0	0.0	0.0	0.0	0.0	0.0	0.0	0.0	0.0	0.0	0.0
Gas Gathering System	0.0	0.0	0.0	0.0	0.0	0.0	0.0	0.0	0.0	0.0	0.0	0.0	0.0
Gas Plant	7,155.9	6,083.1	6,950.1	6,837.8	6,855.9	6,375.2	7,712.5	7,492.5	7,930.9	7,930.0	7,481.0	7,655.0	86,459.9
Injection Facility	0.0	0.0	0.0	0.0	0.0	0.0	0.0	0.0	0.0	0.0	0.0	0.0	0.0
Meter Station	0.0	0.0	0.0	0.0	0.0	0.0	0.0	0.0	0.0	0.0	0.0	0.0	0.0
Other	0.0	0.0	0.0	0.0	0.0	0.0	0.0	0.0	0.0	0.0	0.0	0.0	0.0
Alberta Commercial	0.0	0.0	0.0	0.0	0.0	0.0	0.0	0.0	0.0	0.0	0.0	0.0	0.0
Alberta Industrial	0.0	0.0	0.0	0.0	0.0	0.0	0.0	0.0	0.0	0.0	0.0	0.0	0.0
Alberta Residential	0.0	0.0	0.0	0.0	0.0	0.0	0.0	0.0	0.0	0.0	0.0	0.0	0.0
Alberta Elec.Generation	0.0	0.0	0.0	0.0	0.0	0.0	0.0	0.0	0.0	0.0	0.0	0.0	0.0
Shrinkage													
Acid Gas	0.0	0.0	0.0	0.0	0.0	0.0	0.0	0.0	0.0	0.0	0.0	0.0	0.0
Other products	83.4	68.2	63.6	94.1	52.7	41.8	40.6	21.3	42.2	48.0	68.8	51.5	676.2
Fuel	469.3	410.6	475.9	439.5	435.9	371.0	444.6	437.6	438.5	485.1	484.7	494.1	5,386.8
Flared	3.6	8.5	10.2	4.0	9.3	9.0	9.3	9.3	0.0	0.0	0.0	15.0	78.2
Vented	0.0	0.0	0.0	0.0	0.0	0.0	0.0	0.0	0.0	0.0	0.0	0.0	0.0
Diff and Other	33.8	280.4	372.2	243.9	-499.6	-218.8	-523.8	-685.7	-472.4	-611.0	-551.2	-448.7	-3,080.9
Process and Frac													
Pentanes Plus	403.7	330.0	307.8	455.4	255.2	202.4	196.4	103.1	204.1	232.4	333.1	249.0	3,272.6
Propane	0.0	0.0	0.0	0.0	0.0	0.0	0.0	0.0	0.0	0.0	0.0	0.0	0.0
Butanes	0.0	0.0	0.0	0.0	0.0	0.0	0.0	0.0	0.0	0.0	0.0	0.0	0.0
Ethane	0.0	0.0	0.0	0.0	0.0	0.0	0.0	0.0	0.0	0.0	0.0	0.0	0.0
NGL	0.0	0.0	0.0	0.0	0.0	0.0	0.0	0.0	0.0	0.0	0.0	0.0	0.0
Sulphur	0.0	0.0	0.0	0.0	0.0	0.0	0.0	0.0	0.0	0.0	0.0	0.0	0.0
Sulphur Closing Inv	0.0	0.0	0.0	0.0	0.0	0.0	0.0	0.0	0.0	0.0	0.0	0.0	0.0

Unit of Measurement: Gas and Gas equivalent products: 1000m3, Liquids: m3, Sulphur: MTS

VPR6200

Facility ID ABGS0002438

Facility Name CENGROWTH SOUTH SWAN HILLS

Facility Licence # 20779

Facility Operator A7GH ACCEL

Production Month	201701	201702	201703	201704	201705	201706	201707	201708	201709	201710	201711	201712	Totals
Receipts													
Receipts from Alberta Facilities	5,878.6	5,498.9	6,648.6	5,875.0	5,584.6	5,988.6	6,480.4	6,874.9	7,041.6	7,521.3	7,590.4	7,735.8	78,718.7
Receipts from Non-Alberta Facilities	0.0	0.0	0.0	0.0	0.0	0.0	0.0	0.0	0.0	0.0	0.0	0.0	0.0
Dispositions													
Disposition													
Battery	0.0	0.0	0.0	0.0	0.0	0.0	0.0	0.0	0.0	0.0	0.0	0.0	0.0
Gas Gathering System	0.0	0.0	0.0	0.0	0.0	0.0	0.0	0.0	0.0	0.0	0.0	0.0	0.0
Gas Plant	4,906.5	4,706.9	5,698.5	4,896.4	4,644.2	5,333.0	5,785.3	5,988.4	6,019.8	6,423.7	6,502.5	6,601.5	67,506.7
Injection Facility	0.0	0.0	0.0	0.0	0.0	0.0	0.0	0.0	0.0	0.0	0.0	0.0	0.0
Meter Station	0.0	0.0	0.0	0.0	0.0	0.0	0.0	0.0	0.0	0.0	0.0	0.0	0.0
Other	0.0	0.0	0.0	0.0	0.0	0.0	0.0	0.0	0.0	0.0	0.0	0.0	0.0
Alberta Commercial	0.0	0.0	0.0	0.0	0.0	0.0	0.0	0.0	0.0	0.0	0.0	0.0	0.0
Alberta Industrial	0.0	0.0	0.0	0.0	0.0	0.0	0.0	0.0	0.0	0.0	0.0	0.0	0.0
Alberta Residential	0.0	0.0	0.0	0.0	0.0	0.0	0.0	0.0	0.0	0.0	0.0	0.0	0.0
Alberta Elec.Generation	0.0	0.0	0.0	0.0	0.0	0.0	0.0	0.0	0.0	0.0	0.0	0.0	0.0
Shrinkage													
Acid Gas	0.0	0.0	0.0	0.0	0.0	0.0	0.0	0.0	0.0	0.0	0.0	0.0	0.0
Other products	51.4	74.3	0.0	78.4	74.6	64.6	76.8	75.1	86.4	91.0	76.6	73.3	822.5
Fuel	900.8	722.1	895.9	891.0	823.8	795.3	842.6	808.5	809.2	851.8	913.4	891.2	10,145.6
Flared	10.0	3.4	4.4	13.8	46.9	9.0	53.9	12.0	17.4	17.0	11.4	17.2	216.4
Vented	1.4	0.0	0.7	2.4	7.5	0.7	3.8	1.4	2.0	1.0	1.0	3.1	25.0
Diff and Other	8.5	-7.8	49.1	-7.0	-12.4	-214.0	-282.0	-10.5	106.8	136.8	85.5	149.5	2.5
Process and Frac													
Pentanes Plus	248.7	359.7	0.0	379.5	360.8	312.4	371.8	363.4	417.9	440.3	370.4	354.9	3,979.8
Propane	0.0	0.0	0.0	0.0	0.0	0.0	0.0	0.0	0.0	0.0	0.0	0.0	0.0
Butanes	0.0	0.0	0.0	0.0	0.0	0.0	0.0	0.0	0.0	0.0	0.0	0.0	0.0
Ethane	0.0	0.0	0.0	0.0	0.0	0.0	0.0	0.0	0.0	0.0	0.0	0.0	0.0
NGL	0.0	0.0	0.0	0.0	0.0	0.0	0.0	0.0	0.0	0.0	0.0	0.0	0.0
Sulphur	0.0	0.0	0.0	0.0	0.0	0.0	0.0	0.0	0.0	0.0	0.0	0.0	0.0
Sulphur Closing Inv	0.0	0.0	0.0	0.0	0.0	0.0	0.0	0.0	0.0	0.0	0.0	0.0	0.0

Unit of Measurement: Gas and Gas equivalent products: 1000m3, Liquids: m3, Sulphur: MTS

VPR6200

Facility ID ABGS0002491

Facility Name ARCHER MANNVILLE-MINBURN

Facility Licence # Not Licenced

Facility Operator A1WD POC

Production Month	201701	201702	201703	201704	201705	201706	201707	201708	201709	201710	201711	201712	Totals
Receipts													
Receipts from Alberta Facilities	5,453.0	4,953.0	5,179.1	4,718.4	4,922.9	4,854.0	5,265.8	5,188.0	4,953.0	5,173.0	4,668.1	4,623.0	59,951.3
Receipts from Non-Alberta Facilities	0.0	0.0	0.0	0.0	0.0	0.0	0.0	0.0	0.0	0.0	0.0	0.0	0.0
Dispositions													
Disposition													
Battery	108.5	106.2	99.9	80.1	44.4	79.3	66.6	55.4	58.8	83.1	115.3	121.0	1,018.6
Gas Gathering System	0.0	0.0	0.0	0.0	0.0	0.0	0.0	0.0	0.0	0.0	0.0	0.0	0.0
Gas Plant	0.0	0.0	0.0	0.0	0.0	0.0	0.0	0.0	0.0	0.0	0.0	0.0	0.0
Injection Facility	0.0	0.0	0.0	0.0	0.0	0.0	0.0	0.0	0.0	0.0	0.0	0.0	0.0
Meter Station	4,613.3	3,954.3	4,417.0	4,064.8	4,307.3	4,167.9	4,557.2	4,458.7	4,318.3	4,458.9	4,111.8	3,951.7	51,381.2
Other	0.0	0.0	0.0	0.0	0.0	0.0	0.0	0.0	0.0	0.0	0.0	0.0	0.0
Alberta Commercial	0.0	0.0	0.0	0.0	0.0	0.0	0.0	0.0	0.0	0.0	0.0	0.0	0.0
Alberta Industrial	0.0	0.0	0.0	0.0	0.0	0.0	0.0	0.0	0.0	0.0	0.0	0.0	0.0
Alberta Residential	0.0	0.0	0.0	0.0	0.0	0.0	0.0	0.0	0.0	0.0	0.0	0.0	0.0
Alberta Elec.Generation	0.0	0.0	0.0	0.0	0.0	0.0	0.0	0.0	0.0	0.0	0.0	0.0	0.0
Shrinkage													
Acid Gas	0.0	0.0	0.0	0.0	0.0	0.0	0.0	0.0	0.0	0.0	0.0	0.0	0.0
Other products	0.0	0.2	0.0	0.0	0.0	0.0	0.0	0.0	0.0	0.0	0.0	0.0	0.2
Fuel	367.9	326.5	366.5	331.5	350.3	334.9	376.3	371.3	306.2	278.4	264.3	257.5	3,931.6
Flared	0.0	0.0	0.0	0.0	0.0	0.0	0.0	0.0	0.0	0.0	0.0	0.0	0.0
Vented	0.0	0.0	0.0	0.0	0.0	0.0	0.0	0.0	0.0	0.0	0.0	0.0	0.0
Diff and Other	363.3	565.8	295.7	242.0	220.9	271.9	265.7	302.6	269.7	352.6	176.7	292.8	3,619.7
Process and Frac													
Pentanes Plus	0.0	0.9	0.0	0.0	0.0	0.0	0.0	0.0	0.0	0.0	0.0	0.0	0.9
Propane	0.0	0.0	0.0	0.0	0.0	0.0	0.0	0.0	0.0	0.0	0.0	0.0	0.0
Butanes	0.0	0.0	0.0	0.0	0.0	0.0	0.0	0.0	0.0	0.0	0.0	0.0	0.0
Ethane	0.0	0.0	0.0	0.0	0.0	0.0	0.0	0.0	0.0	0.0	0.0	0.0	0.0
NGL	0.0	0.0	0.0	0.0	0.0	0.0	0.0	0.0	0.0	0.0	0.0	0.0	0.0
Sulphur	0.0	0.0	0.0	0.0	0.0	0.0	0.0	0.0	0.0	0.0	0.0	0.0	0.0
Sulphur Closing Inv	0.0	0.0	0.0	0.0	0.0	0.0	0.0	0.0	0.0	0.0	0.0	0.0	0.0

Unit of Measurement: Gas and Gas equivalent products: 1000m3, Liquids: m3, Sulphur: MTS

VPR6200
Facility ID ABGS0002505

Facility Name DEVON BELLOY

Facility Licence # Not Licenced

Facility Operator OHE9 CNRL

Production Month	201701	201702	201703	201704	201705	201706	201707	201708	201709	201710	201711	201712	Totals
Receipts													
Receipts from Alberta Facilities	1,938.8	1,918.1	1,935.7	1,923.4	2,054.9	2,026.7	2,183.2	2,251.6	2,165.3	2,106.4	1,980.5	2,023.7	24,508.3
Receipts from Non-Alberta Facilities	0.0	0.0	0.0	0.0	0.0	0.0	0.0	0.0	0.0	0.0	0.0	0.0	0.0
Dispositions													
Disposition													
Battery	9.6	7.6	9.9	7.7	5.8	4.4	4.1	5.3	5.9	8.7	10.3	10.9	90.2
Gas Gathering System	1,831.6	1,863.0	1,857.0	1,848.0	1,988.8	1,964.7	2,108.4	2,182.1	2,136.9	2,060.8	1,946.7	1,936.9	23,724.9
Gas Plant	0.0	0.0	0.0	0.0	0.0	0.0	0.0	0.0	0.0	0.0	0.0	0.0	0.0
Injection Facility	5.0	8.9	10.6	8.2	0.6	0.6	1.1	0.7	1.3	9.4	1.2	0.9	48.5
Meter Station	0.0	0.0	0.0	0.0	0.0	0.0	0.0	0.0	0.0	0.0	0.0	0.0	0.0
Other	0.0	0.0	0.0	0.0	0.0	0.0	0.0	0.0	0.0	0.0	0.0	0.0	0.0
Alberta Commercial	0.0	0.0	0.0	0.0	0.0	0.0	0.0	0.0	0.0	0.0	0.0	0.0	0.0
Alberta Industrial	0.0	0.0	0.0	0.0	0.0	0.0	0.0	0.0	0.0	0.0	0.0	0.0	0.0
Alberta Residential	0.0	0.0	0.0	0.0	0.0	0.0	0.0	0.0	0.0	0.0	0.0	0.0	0.0
Alberta Elec.Generation	0.0	0.0	0.0	0.0	0.0	0.0	0.0	0.0	0.0	0.0	0.0	0.0	0.0
Shrinkage													
Acid Gas	0.0	0.0	0.0	0.0	0.0	0.0	0.0	0.0	0.0	0.0	0.0	0.0	0.0
Other products	0.0	0.0	0.0	0.0	0.0	0.0	0.0	0.0	1.9	0.1	1.1	1.4	4.5
Fuel	98.9	91.7	97.3	93.8	98.9	106.0	99.6	88.8	77.0	81.8	80.4	82.8	1,097.0
Flared	0.0	0.0	0.0	0.0	0.0	0.0	0.0	0.0	0.0	0.0	0.0	0.0	0.0
Vented	0.0	0.0	0.0	0.0	0.0	0.0	0.9	0.2	0.2	0.5	0.2	0.1	2.1
Diff and Other	-6.3	-53.1	-39.1	-34.3	-39.2	-49.0	-30.9	-25.5	-57.9	-54.9	-59.4	-9.3	-458.9
Process and Frac													
Pentanes Plus	0.0	0.0	0.0	0.0	0.0	0.0	0.0	0.0	9.2	0.5	5.2	6.8	21.7
Propane	0.0	0.0	0.0	0.0	0.0	0.0	0.0	0.0	0.0	0.0	0.0	0.0	0.0
Butanes	0.0	0.0	0.0	0.0	0.0	0.0	0.0	0.0	0.0	0.0	0.0	0.0	0.0
Ethane	0.0	0.0	0.0	0.0	0.0	0.0	0.0	0.0	0.0	0.0	0.0	0.0	0.0
NGL	0.0	0.0	0.0	0.0	0.0	0.0	0.0	0.0	0.0	0.0	0.0	0.0	0.0
Sulphur	0.0	0.0	0.0	0.0	0.0	0.0	0.0	0.0	0.0	0.0	0.0	0.0	0.0
Sulphur Closing Inv	0.0	0.0	0.0	0.0	0.0	0.0	0.0	0.0	0.0	0.0	0.0	0.0	0.0

Unit of Measurement: Gas and Gas equivalent products: 1000m3, Liquids: m3, Sulphur: MTS

VPR6200

Facility ID ABGS0002539

Facility Name STAR SYLVAN LAKE

Facility Licence # Not Licenced

Facility Operator A7ME GAIN

Production Month	201701	201702	201703	201704	201705	201706	201707	201708	201709	201710	201711	201712	Totals
Receipts													
Receipts from Alberta Facilities	431.7	414.9	458.1	321.5	327.7	320.5	329.3	321.0	321.0	330.3	317.1	269.6	4,162.7
Receipts from Non-Alberta Facilities	0.0	0.0	0.0	0.0	0.0	0.0	0.0	0.0	0.0	0.0	0.0	0.0	0.0
Dispositions													
Disposition													
Battery	0.0	0.0	0.0	0.0	0.0	0.0	0.0	0.0	0.0	0.0	0.0	0.0	0.0
Gas Gathering System	419.7	403.7	447.1	309.5	315.5	308.5	317.5	309.0	309.0	317.9	306.1	258.8	4,022.3
Gas Plant	0.0	0.0	0.0	0.0	0.0	0.0	0.0	0.0	0.0	0.0	0.0	0.0	0.0
Injection Facility	0.0	0.0	0.0	0.0	0.0	0.0	0.0	0.0	0.0	0.0	0.0	0.0	0.0
Meter Station	0.0	0.0	0.0	0.0	0.0	0.0	0.0	0.0	0.0	0.0	0.0	0.0	0.0
Other	0.0	0.0	0.0	0.0	0.0	0.0	0.0	0.0	0.0	0.0	0.0	0.0	0.0
Alberta Commercial	0.0	0.0	0.0	0.0	0.0	0.0	0.0	0.0	0.0	0.0	0.0	0.0	0.0
Alberta Industrial	0.0	0.0	0.0	0.0	0.0	0.0	0.0	0.0	0.0	0.0	0.0	0.0	0.0
Alberta Residential	0.0	0.0	0.0	0.0	0.0	0.0	0.0	0.0	0.0	0.0	0.0	0.0	0.0
Alberta Elec.Generation	0.0	0.0	0.0	0.0	0.0	0.0	0.0	0.0	0.0	0.0	0.0	0.0	0.0
Shrinkage													
Acid Gas	0.0	0.0	0.0	0.0	0.0	0.0	0.0	0.0	0.0	0.0	0.0	0.0	0.0
Other products	0.1	0.0	0.0	0.0	0.0	0.0	0.0	0.0	0.0	0.0	0.0	0.0	0.1
Fuel	12.0	11.2	11.0	12.0	12.2	12.0	11.8	12.0	12.0	12.4	11.0	10.8	140.4
Flared	0.0	0.0	0.0	0.0	0.0	0.0	0.0	0.0	0.0	0.0	0.0	0.0	0.0
Vented	0.0	0.0	0.0	0.0	0.0	0.0	0.0	0.0	0.0	0.0	0.0	0.0	0.0
Diff and Other	-0.1	0.0	0.0	0.0	0.0	0.0	0.0	0.0	0.0	0.0	0.0	0.0	-0.1
Process and Frac													
Pentanes Plus	0.7	0.0	0.0	0.0	0.0	0.0	0.0	0.0	0.0	0.0	0.0	0.0	0.7
Propane	0.0	0.0	0.0	0.0	0.0	0.0	0.0	0.0	0.0	0.0	0.0	0.0	0.0
Butanes	0.0	0.0	0.0	0.0	0.0	0.0	0.0	0.0	0.0	0.0	0.0	0.0	0.0
Ethane	0.0	0.0	0.0	0.0	0.0	0.0	0.0	0.0	0.0	0.0	0.0	0.0	0.0
NGL	0.0	0.0	0.0	0.0	0.0	0.0	0.0	0.0	0.0	0.0	0.0	0.0	0.0
Sulphur	0.0	0.0	0.0	0.0	0.0	0.0	0.0	0.0	0.0	0.0	0.0	0.0	0.0
Sulphur Closing Inv	0.0	0.0	0.0	0.0	0.0	0.0	0.0	0.0	0.0	0.0	0.0	0.0	0.0

Unit of Measurement: Gas and Gas equivalent products: 1000m3, Liquids: m3, Sulphur: MTS

VPR6200

Facility ID ABGS0002545

Facility Name STORM SYLVAN LAKE

Facility Licence # Not Licenced

Facility Operator OTM9 NAL

Production Month	201701	201702	201703	201704	201705	201706	201707	201708	201709	201710	201711	201712	Totals
Receipts													
Receipts from Alberta Facilities	2,795.4	2,541.7	2,835.2	2,851.9	2,729.0	2,795.1	2,687.0	1,580.7	409.5	428.8	1,423.5	1,231.2	24,309.0
Receipts from Non-Alberta Facilities	0.0	0.0	0.0	0.0	0.0	0.0	0.0	0.0	0.0	0.0	0.0	0.0	0.0
Dispositions													
Disposition													
Battery	0.0	0.0	0.0	0.0	0.0	0.0	0.0	0.0	0.0	0.0	0.0	0.0	0.0
Gas Gathering System	2,643.5	2,382.2	2,669.9	2,711.1	2,594.2	2,722.1	2,685.7	1,583.3	367.5	383.3	1,200.2	1,049.2	22,992.2
Gas Plant	0.0	0.0	0.0	0.0	0.0	0.0	0.0	0.0	0.0	0.0	0.0	0.0	0.0
Injection Facility	0.0	0.0	0.0	0.0	0.0	0.0	0.0	0.0	0.0	0.0	0.0	0.0	0.0
Meter Station	0.0	0.0	0.0	0.0	0.0	0.0	0.0	0.0	0.0	0.0	0.0	0.0	0.0
Other	0.0	0.0	0.0	0.0	0.0	0.0	0.0	0.0	0.0	0.0	0.0	0.0	0.0
Alberta Commercial	0.0	0.0	0.0	0.0	0.0	0.0	0.0	0.0	0.0	0.0	0.0	0.0	0.0
Alberta Industrial	0.0	0.0	0.0	0.0	0.0	0.0	0.0	0.0	0.0	0.0	0.0	0.0	0.0
Alberta Residential	0.0	0.0	0.0	0.0	0.0	0.0	0.0	0.0	0.0	0.0	0.0	0.0	0.0
Alberta Elec.Generation	0.0	0.0	0.0	0.0	0.0	0.0	0.0	0.0	0.0	0.0	0.0	0.0	0.0
Shrinkage													
Acid Gas	0.0	0.0	0.0	0.0	0.0	0.0	0.0	0.0	0.0	0.0	0.0	0.0	0.0
Other products	15.9	10.8	11.1	5.5	4.2	1.3	2.7	2.3	2.1	0.0	13.4	8.9	78.2
Fuel	161.1	144.0	158.0	150.7	150.9	150.3	151.1	149.7	50.3	41.5	155.3	160.2	1,623.1
Flared	0.0	0.0	0.0	0.0	0.0	0.0	0.0	0.0	0.6	0.0	0.0	0.0	0.6
Vented	0.0	0.4	0.4	0.5	0.4	0.1	0.6	0.7	0.0	0.6	0.0	0.0	3.7
Diff and Other	-25.1	4.3	-4.2	-15.9	-20.7	-78.7	-153.1	-155.3	-11.0	3.4	54.6	12.9	-388.8
Process and Frac													
Pentanes Plus	77.1	52.2	53.9	26.5	20.2	6.1	13.2	11.2	10.1	0.0	65.0	43.0	378.5
Propane	0.0	0.0	0.0	0.0	0.0	0.0	0.0	0.0	0.0	0.0	0.0	0.0	0.0
Butanes	0.0	0.0	0.0	0.0	0.0	0.0	0.0	0.0	0.0	0.0	0.0	0.0	0.0
Ethane	0.0	0.0	0.0	0.0	0.0	0.0	0.0	0.0	0.0	0.0	0.0	0.0	0.0
NGL	0.0	0.0	0.0	0.0	0.0	0.0	0.0	0.0	0.0	0.0	0.0	0.0	0.0
Sulphur	0.0	0.0	0.0	0.0	0.0	0.0	0.0	0.0	0.0	0.0	0.0	0.0	0.0
Sulphur Closing Inv	0.0	0.0	0.0	0.0	0.0	0.0	0.0	0.0	0.0	0.0	0.0	0.0	0.0

Unit of Measurement: Gas and Gas equivalent products: 1000m3, Liquids: m3, Sulphur: MTS

VPR6200

Facility ID ABGS0002550

Facility Name APACHE SULLIVAN LAKE

Facility Licence # Not Licenced

Facility Operator A7BT KARVE

Production Month	201701	201702	201703	201704	201705	201706	201707	201708	201709	201710	201711	201712	Totals
Receipts													
Receipts from Alberta Facilities	1,244.5	1,075.1	1,202.2	1,385.3	1,621.2	1,300.5	1,501.0	1,558.0	1,268.1	1,120.9	1,225.4	1,221.5	15,723.7
Receipts from Non-Alberta Facilities	0.0	0.0	0.0	0.0	0.0	0.0	0.0	0.0	0.0	0.0	0.0	0.0	0.0
Dispositions													
Disposition													
Battery	0.0	0.0	0.0	0.0	0.0	0.0	0.0	0.0	0.0	0.0	0.0	0.0	0.0
Gas Gathering System	0.0	0.0	0.0	0.0	0.0	0.0	0.0	0.0	0.0	0.0	0.0	0.0	0.0
Gas Plant	0.0	0.0	0.0	0.0	0.0	0.0	0.0	0.0	0.0	0.0	0.0	0.0	0.0
Injection Facility	0.0	0.0	0.0	0.0	0.0	0.0	0.0	0.0	0.0	0.0	0.0	0.0	0.0
Meter Station	1,124.0	956.7	1,094.7	1,288.8	1,516.0	1,163.3	1,409.9	1,487.8	1,274.0	1,066.2	1,150.2	1,098.0	14,629.6
Other	0.0	0.0	0.0	0.0	0.0	0.0	0.0	0.0	0.0	0.0	0.0	0.0	0.0
Alberta Commercial	0.0	0.0	0.0	0.0	0.0	0.0	0.0	0.0	0.0	0.0	0.0	0.0	0.0
Alberta Industrial	0.0	0.0	0.0	0.0	0.0	0.0	0.0	0.0	0.0	0.0	0.0	0.0	0.0
Alberta Residential	0.0	0.0	0.0	0.0	0.0	0.0	0.0	0.0	0.0	0.0	0.0	0.0	0.0
Alberta Elec.Generation	0.0	0.0	0.0	0.0	0.0	0.0	0.0	0.0	0.0	0.0	0.0	0.0	0.0
Shrinkage													
Acid Gas	0.0	0.0	0.0	0.0	0.0	0.0	0.0	0.0	0.0	0.0	0.0	0.0	0.0
Other products	4.0	3.0	4.4	3.2	4.1	2.8	2.7	3.3	3.6	4.0	1.6	6.4	43.1
Fuel	163.4	110.3	122.6	117.7	151.4	109.7	139.5	148.7	138.6	125.6	124.1	153.7	1,605.3
Flared	0.1	0.1	0.0	0.2	0.1	0.1	0.1	0.0	0.0	0.0	0.1	1.5	2.3
Vented	0.1	0.1	0.0	0.0	0.1	0.0	0.1	0.0	0.0	0.0	0.0	0.0	0.4
Diff and Other	-47.1	4.9	-19.5	-24.6	-50.5	24.6	-51.3	-81.8	-148.1	-74.9	-50.6	-38.1	-557.0
Process and Frac													
Pentanes Plus	19.3	14.6	21.2	15.4	19.9	13.6	13.1	16.2	17.6	19.3	7.7	30.9	208.8
Propane	0.0	0.0	0.0	0.0	0.0	0.0	0.0	0.0	0.0	0.0	0.0	0.0	0.0
Butanes	0.0	0.0	0.0	0.0	0.0	0.0	0.0	0.0	0.0	0.0	0.0	0.0	0.0
Ethane	0.0	0.0	0.0	0.0	0.0	0.0	0.0	0.0	0.0	0.0	0.0	0.0	0.0
NGL	0.0	0.0	0.0	0.0	0.0	0.0	0.0	0.0	0.0	0.0	0.0	0.0	0.0
Sulphur	0.0	0.0	0.0	0.0	0.0	0.0	0.0	0.0	0.0	0.0	0.0	0.0	0.0
Sulphur Closing Inv	0.0	0.0	0.0	0.0	0.0	0.0	0.0	0.0	0.0	0.0	0.0	0.0	0.0

Unit of Measurement: Gas and Gas equivalent products: 1000m3, Liquids: m3, Sulphur: MTS

VPR6200

Facility ID ABGS0002555

Facility Name KIRKWALL

Facility Licence # 20995

Facility Operator A0A7 NUVISTA

Production Month	201701	201702	201703	201704	201705	201706	201707	201708	201709	201710	201711	201712	Totals
Receipts													
Receipts from Alberta Facilities	1,636.7	1,475.5	1,527.1	1,477.8	1,542.0	1,458.3	1,268.7	1,251.4	1,143.7	1,150.8	1,383.9	1,368.4	16,684.3
Receipts from Non-Alberta Facilities	0.0	0.0	0.0	0.0	0.0	0.0	0.0	0.0	0.0	0.0	0.0	0.0	0.0
Dispositions													
Disposition													
Battery	0.0	0.0	0.0	0.0	0.0	0.0	0.0	0.0	0.0	0.0	0.0	0.0	0.0
Gas Gathering System	0.0	0.0	0.0	0.0	0.0	0.0	0.0	0.0	0.0	0.0	0.0	0.0	0.0
Gas Plant	0.0	0.0	0.0	0.0	0.0	0.0	0.0	0.0	0.0	0.0	0.0	0.0	0.0
Injection Facility	0.0	0.0	0.0	0.0	0.0	0.0	0.0	0.0	0.0	0.0	0.0	0.0	0.0
Meter Station	1,474.5	1,318.0	1,380.9	1,338.5	1,398.4	1,314.6	1,121.5	1,068.1	1,012.7	972.0	1,198.0	1,271.8	14,869.0
Other	0.0	0.0	0.0	0.0	0.0	0.0	0.0	0.0	0.0	0.0	0.0	0.0	0.0
Alberta Commercial	0.0	0.0	0.0	0.0	0.0	0.0	0.0	0.0	0.0	0.0	0.0	0.0	0.0
Alberta Industrial	0.0	0.0	0.0	0.0	0.0	0.0	0.0	0.0	0.0	0.0	0.0	0.0	0.0
Alberta Residential	0.0	0.0	0.0	0.0	0.0	0.0	0.0	0.0	0.0	0.0	0.0	0.0	0.0
Alberta Elec.Generation	0.0	0.0	0.0	0.0	0.0	0.0	0.0	0.0	0.0	0.0	0.0	0.0	0.0
Shrinkage													
Acid Gas	0.0	0.0	0.0	0.0	0.0	0.0	0.0	0.0	0.0	0.0	0.0	0.0	0.0
Other products	5.4	2.3	2.8	2.8	2.9	2.6	0.1	2.0	1.9	4.9	3.1	3.2	34.0
Fuel	97.1	89.1	97.8	86.4	89.8	86.7	71.8	84.5	81.8	90.4	94.2	97.6	1,067.2
Flared	0.0	0.0	0.0	0.0	0.0	0.0	0.0	0.0	0.0	0.0	0.0	0.0	0.0
Vented	0.0	0.0	0.0	0.0	0.0	0.0	2.6	0.0	0.0	0.0	0.0	0.0	2.6
Diff and Other	59.7	66.1	45.6	50.1	50.9	54.4	72.7	96.8	47.3	83.5	88.6	-4.2	711.5
Process and Frac													
Pentanes Plus	26.1	11.0	13.4	13.5	13.9	12.5	0.6	9.6	9.3	23.9	15.0	15.5	164.3
Propane	0.0	0.0	0.0	0.0	0.0	0.0	0.0	0.0	0.0	0.0	0.0	0.0	0.0
Butanes	0.0	0.0	0.0	0.0	0.0	0.0	0.0	0.0	0.0	0.0	0.0	0.0	0.0
Ethane	0.0	0.0	0.0	0.0	0.0	0.0	0.0	0.0	0.0	0.0	0.0	0.0	0.0
NGL	0.0	0.0	0.0	0.0	0.0	0.0	0.0	0.0	0.0	0.0	0.0	0.0	0.0
Sulphur	0.0	0.0	0.0	0.0	0.0	0.0	0.0	0.0	0.0	0.0	0.0	0.0	0.0
Sulphur Closing Inv	0.0	0.0	0.0	0.0	0.0	0.0	0.0	0.0	0.0	0.0	0.0	0.0	0.0

Unit of Measurement: Gas and Gas equivalent products: 1000m3, Liquids: m3, Sulphur: MTS

VPR6200

Facility ID ABGS0002605

Facility Name PANCDN VERGER UNIT #1

Facility Licence # 23282

Facility Operator A7NW TXNE

Production Month	201701	201702	201703	201704	201705	201706	201707	201708	201709	201710	201711	201712	Totals
Receipts													
Receipts from Alberta Facilities	1,815.9	1,679.0	1,614.9	1,934.2	1,915.8	1,671.4	1,682.5	1,903.7	1,805.9	1,853.6	1,792.7	1,757.3	21,426.9
Receipts from Non-Alberta Facilities	0.0	0.0	0.0	0.0	0.0	0.0	0.0	0.0	0.0	0.0	0.0	0.0	0.0
Dispositions													
Disposition													
Battery	0.0	0.0	0.0	0.0	0.0	0.0	0.0	0.0	0.0	0.0	0.0	0.0	0.0
Gas Gathering System	0.0	0.0	0.0	0.0	0.0	0.0	0.0	0.0	0.0	0.0	0.0	0.0	0.0
Gas Plant	0.0	0.0	0.0	0.0	0.0	0.0	0.0	0.0	0.0	0.0	0.0	0.0	0.0
Injection Facility	0.0	0.0	0.0	0.0	0.0	0.0	0.0	0.0	0.0	0.0	0.0	0.0	0.0
Meter Station	1,710.7	1,566.2	1,514.9	1,829.5	1,813.2	1,588.4	1,608.7	1,820.7	1,728.7	1,790.9	1,766.0	1,722.6	20,460.5
Other	0.0	0.0	0.0	0.0	0.0	0.0	0.0	0.0	0.0	0.0	0.0	0.0	0.0
Alberta Commercial	0.0	0.0	0.0	0.0	0.0	0.0	0.0	0.0	0.0	0.0	0.0	0.0	0.0
Alberta Industrial	0.0	0.0	0.0	0.0	0.0	0.0	0.0	0.0	0.0	0.0	0.0	0.0	0.0
Alberta Residential	0.0	0.0	0.0	0.0	0.0	0.0	0.0	0.0	0.0	0.0	0.0	0.0	0.0
Alberta Elec.Generation	0.0	0.0	0.0	0.0	0.0	0.0	0.0	0.0	0.0	0.0	0.0	0.0	0.0
Shrinkage													
Acid Gas	0.0	0.0	0.0	0.0	0.0	0.0	0.0	0.0	0.0	0.0	0.0	0.0	0.0
Other products	1.6	0.0	0.2	0.0	0.0	0.0	0.4	0.0	0.0	0.0	0.0	0.0	2.2
Fuel	139.5	128.0	119.3	142.7	146.0	126.2	127.9	144.0	135.1	143.4	136.3	140.0	1,628.4
Flared	0.0	0.0	0.0	0.0	0.0	0.0	0.0	0.0	0.0	0.0	0.0	0.0	0.0
Vented	1.8	1.5	1.5	1.4	1.7	1.6	1.7	1.4	1.4	1.4	1.4	1.4	18.2
Diff and Other	-37.7	-16.7	-21.0	-39.4	-45.1	-44.8	-56.2	-62.4	-59.3	-82.1	-111.0	-106.7	-682.4
Process and Frac													
Pentanes Plus	7.7	0.0	1.1	0.0	0.0	0.0	1.8	0.0	0.0	0.0	0.0	0.0	10.6
Propane	0.0	0.0	0.0	0.0	0.0	0.0	0.0	0.0	0.0	0.0	0.0	0.0	0.0
Butanes	0.0	0.0	0.0	0.0	0.0	0.0	0.0	0.0	0.0	0.0	0.0	0.0	0.0
Ethane	0.0	0.0	0.0	0.0	0.0	0.0	0.0	0.0	0.0	0.0	0.0	0.0	0.0
NGL	0.0	0.0	0.0	0.0	0.0	0.0	0.0	0.0	0.0	0.0	0.0	0.0	0.0
Sulphur	0.0	0.0	0.0	0.0	0.0	0.0	0.0	0.0	0.0	0.0	0.0	0.0	0.0
Sulphur Closing Inv	0.0	0.0	0.0	0.0	0.0	0.0	0.0	0.0	0.0	0.0	0.0	0.0	0.0

Unit of Measurement: Gas and Gas equivalent products: 1000m3, Liquids: m3, Sulphur: MTS

VPR6200

Facility ID ABGS0002608

Facility Name ENCAL ERSKINE

Facility Licence # 23398

Facility Operator ONL1 BEARSPAW

Production Month	201701	201702	201703	201704	201705	201706	201707	201708	201709	201710	201711	201712	Totals
Receipts													
Receipts from Alberta Facilities	6,266.3	5,811.1	6,479.7	6,687.8	6,608.0	6,518.2	3,796.7	3,713.3	349.2	544.0	6,619.2	5,182.4	58,575.9
Receipts from Non-Alberta Facilities	0.0	0.0	0.0	0.0	0.0	0.0	0.0	0.0	0.0	0.0	0.0	0.0	0.0
Dispositions													
Disposition													
Battery	192.7	170.9	187.6	187.0	162.7	151.7	122.7	137.0	130.0	145.4	158.6	171.9	1,918.2
Gas Gathering System	0.0	0.0	0.0	0.0	0.0	0.0	0.0	0.0	0.0	0.0	0.0	0.0	0.0
Gas Plant	0.0	0.0	0.0	0.0	0.0	0.0	0.0	0.0	0.0	0.0	0.0	0.0	0.0
Injection Facility	0.0	0.0	0.0	0.0	0.0	0.0	0.0	0.0	0.0	0.0	0.0	0.0	0.0
Meter Station	5,491.8	5,164.9	5,827.6	6,111.9	5,958.2	5,953.6	3,307.7	3,300.8	141.7	336.1	6,109.1	4,573.7	52,277.1
Other	0.0	0.0	0.0	0.0	0.0	0.0	0.0	0.0	0.0	0.0	0.0	0.0	0.0
Alberta Commercial	0.0	0.0	0.0	0.0	0.0	0.0	0.0	0.0	0.0	0.0	0.0	0.0	0.0
Alberta Industrial	0.0	0.0	0.0	0.0	0.0	0.0	0.0	0.0	0.0	0.0	0.0	0.0	0.0
Alberta Residential	0.0	0.0	0.0	0.0	0.0	0.0	0.0	0.0	0.0	0.0	0.0	0.0	0.0
Alberta Elec.Generation	0.0	0.0	0.0	0.0	0.0	0.0	0.0	0.0	0.0	0.0	0.0	0.0	0.0
Shrinkage													
Acid Gas	0.0	0.0	0.0	0.0	0.0	0.0	0.0	0.0	0.0	0.0	0.0	0.0	0.0
Other products	2.6	3.4	2.5	2.9	3.0	3.6	3.9	1.9	0.1	0.0	3.3	1.9	29.1
Fuel	484.4	450.1	602.8	515.6	526.9	513.6	247.6	165.7	13.5	28.0	475.9	358.4	4,382.5
Flared	0.0	0.0	0.2	0.0	0.0	0.0	0.0	0.6	0.0	0.2	1.4	0.5	2.9
Vented	0.0	0.0	0.0	0.0	0.0	0.0	0.0	0.0	0.0	0.0	0.0	0.0	0.0
Diff and Other	94.8	21.8	-141.0	-129.6	-42.8	-104.3	114.8	107.3	63.9	34.3	-129.1	76.0	-33.9
Process and Frac													
Pentanes Plus	0.0	0.0	0.0	1.5	0.0	0.0	0.0	0.0	0.0	0.0	6.0	0.0	7.5
Propane	0.0	0.0	0.0	0.0	0.0	0.0	0.0	0.0	0.0	0.0	0.0	0.0	0.0
Butanes	0.0	0.0	0.0	0.0	0.0	0.0	0.0	0.0	0.0	0.0	0.0	0.0	0.0
Ethane	0.0	0.0	0.0	0.0	0.0	0.0	0.0	0.0	0.0	0.0	0.0	0.0	0.0
NGL	12.4	16.5	12.2	12.6	14.5	17.4	19.0	9.3	0.4	0.0	10.3	9.2	133.8
Sulphur	0.0	0.0	0.0	0.0	0.0	0.0	0.0	0.0	0.0	0.0	0.0	0.0	0.0
Sulphur Closing Inv	0.0	0.0	0.0	0.0	0.0	0.0	0.0	0.0	0.0	0.0	0.0	0.0	0.0

Unit of Measurement: Gas and Gas equivalent products: 1000m3, Liquids: m3, Sulphur: MTS

VPR6200

Facility ID ABGS0002622

Facility Name PANCDN WILSON CREEK #2

Facility Licence # 23293

Facility Operator A5RX BEC

Production Month	201701	201702	201703	201704	201705	201706	201707	201708	201709	201710	201711	201712	Totals
Receipts													
Receipts from Alberta Facilities	18,164.8	15,161.8	17,435.6	17,448.9	17,357.8	17,553.9	17,299.2	17,303.9	15,531.5	17,126.5	15,242.0	16,052.2	201,678.1
Receipts from Non-Alberta Facilities	0.0	0.0	0.0	0.0	0.0	0.0	0.0	0.0	0.0	0.0	0.0	0.0	0.0
Dispositions													
Disposition													
Battery	0.0	0.0	0.0	0.0	0.0	0.0	0.0	0.0	0.0	0.0	0.0	0.0	0.0
Gas Gathering System	16,289.9	13,704.0	16,001.0	16,965.7	16,119.3	16,357.1	16,734.7	16,411.8	15,149.8	15,751.1	14,304.5	14,167.8	187,956.7
Gas Plant	0.0	0.0	0.0	0.0	0.0	0.0	0.0	0.0	0.0	0.0	0.0	0.0	0.0
Injection Facility	0.0	0.0	0.0	0.0	0.0	0.0	0.0	0.0	0.0	0.0	0.0	0.0	0.0
Meter Station	0.0	0.0	0.0	0.0	0.0	0.0	0.0	0.0	0.0	0.0	0.0	0.0	0.0
Other	0.0	0.0	0.0	0.0	0.0	0.0	0.0	0.0	0.0	0.0	0.0	0.0	0.0
Alberta Commercial	0.0	0.0	0.0	0.0	0.0	0.0	0.0	0.0	0.0	0.0	0.0	0.0	0.0
Alberta Industrial	0.0	0.0	0.0	0.0	0.0	0.0	0.0	0.0	0.0	0.0	0.0	0.0	0.0
Alberta Residential	0.0	0.0	0.0	0.0	0.0	0.0	0.0	0.0	0.0	0.0	0.0	0.0	0.0
Alberta Elec.Generation	0.0	0.0	0.0	0.0	0.0	0.0	0.0	0.0	0.0	0.0	0.0	0.0	0.0
Shrinkage													
Acid Gas	0.0	0.0	0.0	0.0	0.0	0.0	0.0	0.0	0.0	0.0	0.0	0.0	0.0
Other products	0.0	5.5	0.0	0.1	0.0	0.0	1.4	0.0	0.0	0.1	0.0	6.4	13.5
Fuel	852.2	723.2	823.6	833.5	809.8	824.1	799.1	788.9	729.9	791.2	732.6	756.1	9,464.2
Flared	0.3	2.5	0.2	3.1	2.9	0.0	2.8	5.1	0.3	0.2	0.0	5.0	22.4
Vented	0.0	0.0	0.0	0.0	0.0	0.0	0.0	0.0	0.0	0.0	0.0	0.0	0.0
Diff and Other	1,022.4	726.6	610.8	-353.5	425.8	372.7	-238.8	98.1	-348.5	583.9	204.9	1,116.9	4,221.3
Process and Frac													
Pentanes Plus	0.0	26.7	0.0	0.4	0.0	0.0	6.8	0.0	0.0	0.4	0.0	30.8	65.1
Propane	0.0	0.0	0.0	0.0	0.0	0.0	0.0	0.0	0.0	0.0	0.0	0.0	0.0
Butanes	0.0	0.0	0.0	0.0	0.0	0.0	0.0	0.0	0.0	0.0	0.0	0.0	0.0
Ethane	0.0	0.0	0.0	0.0	0.0	0.0	0.0	0.0	0.0	0.0	0.0	0.0	0.0
NGL	0.0	0.0	0.0	0.0	0.0	0.0	0.0	0.0	0.0	0.0	0.0	0.0	0.0
Sulphur	0.0	0.0	0.0	0.0	0.0	0.0	0.0	0.0	0.0	0.0	0.0	0.0	0.0
Sulphur Closing Inv	0.0	0.0	0.0	0.0	0.0	0.0	0.0	0.0	0.0	0.0	0.0	0.0	0.0

Unit of Measurement: Gas and Gas equivalent products: 1000m3, Liquids: m3, Sulphur: MTS

VPR6200
Facility ID ABGS0002633

Facility Name CRESTAR WEST PADDLE RIVER

Facility Licence # Not Licenced

Facility Operator A5D4 CVE

Production Month	201701	201702	201703	201704	201705	201706	201707	201708	201709	201710	201711	201712	Totals
Receipts													
Receipts from Alberta Facilities	1,693.2	1,486.4	1,609.8	1,519.1	1,453.4	1,357.1	1,720.7	1,668.4	1,641.1	1,660.7	1,594.5	1,555.0	18,959.4
Receipts from Non-Alberta Facilities	0.0	0.0	0.0	0.0	0.0	0.0	0.0	0.0	0.0	0.0	0.0	0.0	0.0
Dispositions													
Disposition													
Battery	0.0	0.0	0.0	0.0	0.0	0.0	0.0	0.0	0.0	0.0	0.0	0.0	0.0
Gas Gathering System	1,641.2	1,441.4	1,559.5	1,470.5	1,404.5	1,311.6	1,666.5	1,614.8	1,585.7	1,601.9	1,540.2	1,502.3	18,340.1
Gas Plant	0.0	0.0	0.0	0.0	0.0	0.0	0.0	0.0	0.0	0.0	0.0	0.0	0.0
Injection Facility	0.0	0.0	0.0	0.0	0.0	0.0	0.0	0.0	0.0	0.0	0.0	0.0	0.0
Meter Station	0.0	0.0	0.0	0.0	0.0	0.0	0.0	0.0	0.0	0.0	0.0	0.0	0.0
Other	0.0	0.0	0.0	0.0	0.0	0.0	0.0	0.0	0.0	0.0	0.0	0.0	0.0
Alberta Commercial	0.0	0.0	0.0	0.0	0.0	0.0	0.0	0.0	0.0	0.0	0.0	0.0	0.0
Alberta Industrial	0.0	0.0	0.0	0.0	0.0	0.0	0.0	0.0	0.0	0.0	0.0	0.0	0.0
Alberta Residential	0.0	0.0	0.0	0.0	0.0	0.0	0.0	0.0	0.0	0.0	0.0	0.0	0.0
Alberta Elec.Generation	0.0	0.0	0.0	0.0	0.0	0.0	0.0	0.0	0.0	0.0	0.0	0.0	0.0
Shrinkage													
Acid Gas	0.0	0.0	0.0	0.0	0.0	0.0	0.0	0.0	0.0	0.0	0.0	0.0	0.0
Other products	5.0	3.2	3.7	3.6	3.0	3.1	3.5	2.7	2.3	3.8	5.6	5.4	44.9
Fuel	58.3	52.2	57.7	55.8	48.9	45.5	54.2	53.6	55.4	58.8	54.3	0.0	594.7
Flared	0.0	0.0	0.0	0.0	0.0	0.0	0.0	0.0	0.0	0.0	0.0	0.0	0.0
Vented	0.1	0.0	0.0	0.0	0.2	0.0	0.0	0.0	0.0	0.0	0.0	0.0	0.3
Diff and Other	-11.4	-10.4	-11.1	-10.8	-3.2	-3.1	-3.5	-2.7	-2.3	-3.8	-5.6	47.3	-20.6
Process and Frac													
Pentanes Plus	24.2	15.7	17.8	17.2	14.7	15.1	16.8	13.3	11.0	18.6	26.9	26.2	217.5
Propane	0.0	0.0	0.0	0.0	0.0	0.0	0.0	0.0	0.0	0.0	0.0	0.0	0.0
Butanes	0.0	0.0	0.0	0.0	0.0	0.0	0.0	0.0	0.0	0.0	0.0	0.0	0.0
Ethane	0.0	0.0	0.0	0.0	0.0	0.0	0.0	0.0	0.0	0.0	0.0	0.0	0.0
NGL	0.0	0.0	0.0	0.0	0.0	0.0	0.0	0.0	0.0	0.0	0.0	0.0	0.0
Sulphur	0.0	0.0	0.0	0.0	0.0	0.0	0.0	0.0	0.0	0.0	0.0	0.0	0.0
Sulphur Closing Inv	0.0	0.0	0.0	0.0	0.0	0.0	0.0	0.0	0.0	0.0	0.0	0.0	0.0

Unit of Measurement: Gas and Gas equivalent products: 1000m3, Liquids: m3, Sulphur: MTS

VPR6200

Facility ID ABGS0002635

Facility Name PANCDN PATRICIA

Facility Licence # 23244

Facility Operator A7NW TXNE

Production Month	201701	201702	201703	201704	201705	201706	201707	201708	201709	201710	201711	201712	Totals
Receipts													
Receipts from Alberta Facilities	5,267.4	5,118.8	5,600.6	5,625.4	5,537.9	4,722.4	5,307.1	5,568.6	4,948.2	5,449.3	5,190.7	5,016.0	63,352.4
Receipts from Non-Alberta Facilities	0.0	0.0	0.0	0.0	0.0	0.0	0.0	0.0	0.0	0.0	0.0	0.0	0.0
Dispositions													
Disposition													
Battery	0.0	0.0	0.0	0.0	0.0	0.0	0.0	0.0	0.0	0.0	0.0	0.0	0.0
Gas Gathering System	0.0	0.0	0.0	0.0	0.0	0.0	0.0	0.0	0.0	0.0	0.0	0.0	0.0
Gas Plant	0.0	0.0	0.0	0.0	0.0	0.0	0.0	0.0	0.0	0.0	0.0	0.0	0.0
Injection Facility	0.0	0.0	0.0	0.0	0.0	0.0	0.0	0.0	0.0	0.0	0.0	0.0	0.0
Meter Station	5,135.6	4,967.5	5,445.4	5,450.6	5,350.9	4,583.3	5,183.4	5,467.4	4,914.5	5,322.7	5,020.0	4,850.0	61,691.3
Other	0.0	0.0	0.0	0.0	0.0	0.0	0.0	0.0	0.0	0.0	0.0	0.0	0.0
Alberta Commercial	0.0	0.0	0.0	0.0	0.0	0.0	0.0	0.0	0.0	0.0	0.0	0.0	0.0
Alberta Industrial	0.0	0.0	0.0	0.0	0.0	0.0	0.0	0.0	0.0	0.0	0.0	0.0	0.0
Alberta Residential	0.0	0.0	0.0	0.0	0.0	0.0	0.0	0.0	0.0	0.0	0.0	0.0	0.0
Alberta Elec.Generation	0.0	0.0	0.0	0.0	0.0	0.0	0.0	0.0	0.0	0.0	0.0	0.0	0.0
Shrinkage													
Acid Gas	0.0	0.0	0.0	0.0	0.0	0.0	0.0	0.0	0.0	0.0	0.0	0.0	0.0
Other products	0.0	0.0	0.0	0.0	0.3	0.5	0.4	0.0	0.5	0.0	0.0	0.0	1.7
Fuel	129.5	131.8	130.7	132.3	134.6	112.9	130.3	131.1	85.7	163.7	152.3	153.4	1,588.3
Flared	0.0	0.0	0.0	0.0	0.0	0.0	0.0	0.0	0.0	0.0	0.0	0.0	0.0
Vented	1.8	1.6	1.8	1.7	1.8	1.8	2.4	1.8	2.6	1.8	3.0	1.8	23.9
Diff and Other	0.5	17.9	22.7	40.8	50.3	23.9	-9.4	-31.7	-55.1	-38.9	15.4	10.8	47.2
Process and Frac													
Pentanes Plus	0.0	0.0	0.0	0.0	1.5	2.3	1.8	0.0	2.3	0.0	0.0	0.0	7.9
Propane	0.0	0.0	0.0	0.0	0.0	0.0	0.0	0.0	0.0	0.0	0.0	0.0	0.0
Butanes	0.0	0.0	0.0	0.0	0.0	0.0	0.0	0.0	0.0	0.0	0.0	0.0	0.0
Ethane	0.0	0.0	0.0	0.0	0.0	0.0	0.0	0.0	0.0	0.0	0.0	0.0	0.0
NGL	0.0	0.0	0.0	0.0	0.0	0.0	0.0	0.0	0.0	0.0	0.0	0.0	0.0
Sulphur	0.0	0.0	0.0	0.0	0.0	0.0	0.0	0.0	0.0	0.0	0.0	0.0	0.0
Sulphur Closing Inv	0.0	0.0	0.0	0.0	0.0	0.0	0.0	0.0	0.0	0.0	0.0	0.0	0.0

Unit of Measurement: Gas and Gas equivalent products: 1000m3, Liquids: m3, Sulphur: MTS

VPR6200

Facility ID ABGS0002637

Facility Name PANCDN BANTRY

Facility Licence # Not Licenced

Facility Operator A7NW TXNE

Production Month	201701	201702	201703	201704	201705	201706	201707	201708	201709	201710	201711	201712	Totals
Receipts													
Receipts from Alberta Facilities	10,642.4	9,771.1	10,794.6	10,552.4	10,456.5	10,140.2	10,591.6	10,591.7	10,096.3	10,014.5	10,057.3	10,139.3	123,847.9
Receipts from Non-Alberta Facilities	0.0	0.0	0.0	0.0	0.0	0.0	0.0	0.0	0.0	0.0	0.0	0.0	0.0
Dispositions													
Disposition													
Battery	0.0	0.0	0.0	0.0	0.0	0.0	0.0	0.0	0.0	0.0	0.0	0.0	0.0
Gas Gathering System	1,964.4	2,107.0	2,185.8	1,309.8	1,298.1	1,352.8	940.9	809.9	872.0	925.6	1,193.4	1,219.1	16,178.8
Gas Plant	0.0	0.0	0.0	0.0	0.0	0.0	0.0	0.0	0.0	0.0	0.0	0.0	0.0
Injection Facility	0.0	0.0	0.0	0.0	0.0	0.0	0.0	0.0	0.0	0.0	0.0	0.0	0.0
Meter Station	8,423.5	7,590.4	8,546.1	9,153.3	9,040.7	8,661.4	9,507.5	9,619.2	9,050.7	8,929.7	8,720.5	8,787.4	106,030.4
Other	0.0	0.0	0.0	0.0	0.0	0.0	0.0	0.0	0.0	0.0	0.0	0.0	0.0
Alberta Commercial	0.0	0.0	0.0	0.0	0.0	0.0	0.0	0.0	0.0	0.0	0.0	0.0	0.0
Alberta Industrial	0.0	0.0	0.0	0.0	0.0	0.0	0.0	0.0	0.0	0.0	0.0	0.0	0.0
Alberta Residential	0.0	0.0	0.0	0.0	0.0	0.0	0.0	0.0	0.0	0.0	0.0	0.0	0.0
Alberta Elec.Generation	0.0	0.0	0.0	0.0	0.0	0.0	0.0	0.0	0.0	0.0	0.0	0.0	0.0
Shrinkage													
Acid Gas	0.0	0.0	0.0	0.0	0.0	0.0	0.0	0.0	0.0	0.0	0.0	0.0	0.0
Other products	0.2	0.0	1.0	0.0	0.0	0.0	1.0	0.7	0.1	0.0	0.7	0.0	3.7
Fuel	327.3	289.9	316.8	319.8	314.5	313.1	346.5	340.8	323.1	293.7	281.6	284.6	3,751.7
Flared	0.0	0.0	0.0	0.0	0.0	0.0	0.0	0.0	0.0	0.0	0.0	0.0	0.0
Vented	0.0	0.0	0.0	0.0	0.0	0.0	0.0	0.0	0.0	0.0	0.0	0.0	0.0
Diff and Other	-73.0	-216.2	-255.1	-230.5	-196.8	-187.1	-204.3	-178.9	-149.6	-134.5	-138.9	-151.8	-2,116.7
Process and Frac													
Pentanes Plus	0.9	0.0	4.8	0.0	0.0	0.0	4.6	3.5	0.6	0.0	3.4	0.0	17.8
Propane	0.0	0.0	0.0	0.0	0.0	0.0	0.0	0.0	0.0	0.0	0.0	0.0	0.0
Butanes	0.0	0.0	0.0	0.0	0.0	0.0	0.0	0.0	0.0	0.0	0.0	0.0	0.0
Ethane	0.0	0.0	0.0	0.0	0.0	0.0	0.0	0.0	0.0	0.0	0.0	0.0	0.0
NGL	0.0	0.0	0.0	0.0	0.0	0.0	0.0	0.0	0.0	0.0	0.0	0.0	0.0
Sulphur	0.0	0.0	0.0	0.0	0.0	0.0	0.0	0.0	0.0	0.0	0.0	0.0	0.0
Sulphur Closing Inv	0.0	0.0	0.0	0.0	0.0	0.0	0.0	0.0	0.0	0.0	0.0	0.0	0.0

Unit of Measurement: Gas and Gas equivalent products: 1000m3, Liquids: m3, Sulphur: MTS

VPR6200

Facility ID ABGS0002653

Facility Name TALISMAN WAINWRIGHT

Facility Licence # 21307

Facility Operator 0039 ROGCI

Production Month	201701	201702	201703	201704	201705	201706	201707	201708	201709	201710	201711	201712	Totals
Receipts													
Receipts from Alberta Facilities	665.5	597.2	695.9	613.3	681.1	675.4	850.0	809.6	993.4	1,033.4	936.4	839.9	9,391.1
Receipts from Non-Alberta Facilities	0.0	0.0	0.0	0.0	0.0	0.0	0.0	0.0	0.0	0.0	0.0	0.0	0.0
Dispositions													
Disposition													
Battery	0.0	0.0	0.0	0.0	0.0	0.0	0.0	0.0	0.0	0.0	0.0	0.0	0.0
Gas Gathering System	0.0	0.0	0.0	0.0	0.0	0.0	0.0	0.0	0.0	0.0	0.0	0.0	0.0
Gas Plant	0.0	0.0	0.0	0.0	0.0	0.0	0.0	0.0	0.0	0.0	0.0	0.0	0.0
Injection Facility	0.0	0.0	0.0	0.0	0.0	0.0	0.0	0.0	0.0	0.0	0.0	0.0	0.0
Meter Station	667.9	621.8	708.2	616.3	689.5	673.7	829.6	790.7	969.6	1,011.1	955.0	845.4	9,378.8
Other	0.0	0.0	0.0	0.0	0.0	0.0	0.0	0.0	0.0	0.0	0.0	0.0	0.0
Alberta Commercial	0.0	0.0	0.0	0.0	0.0	0.0	0.0	0.0	0.0	0.0	0.0	0.0	0.0
Alberta Industrial	0.0	0.0	0.0	0.0	0.0	0.0	0.0	0.0	0.0	0.0	0.0	0.0	0.0
Alberta Residential	0.0	0.0	0.0	0.0	0.0	0.0	0.0	0.0	0.0	0.0	0.0	0.0	0.0
Alberta Elec.Generation	0.0	0.0	0.0	0.0	0.0	0.0	0.0	0.0	0.0	0.0	0.0	0.0	0.0
Shrinkage													
Acid Gas	0.0	0.0	0.0	0.0	0.0	0.0	0.0	0.0	0.0	0.0	0.0	0.0	0.0
Other products	1.0	1.0	0.0	0.8	0.0	0.7	0.0	1.0	0.0	0.8	0.0	0.0	5.3
Fuel	0.0	0.0	0.0	0.0	0.0	0.0	0.0	0.0	0.0	0.0	0.0	0.0	0.0
Flared	0.0	0.0	0.0	0.0	0.0	0.0	0.0	0.0	0.0	0.0	0.0	0.0	0.0
Vented	0.0	0.0	0.0	0.0	0.0	0.0	0.0	0.0	0.0	0.0	0.0	0.0	0.0
Diff and Other	-3.4	-25.6	-12.3	-3.8	-8.4	1.0	20.4	17.9	23.8	21.5	-18.6	-5.5	7.0
Process and Frac													
Pentanes Plus	4.7	4.7	0.0	4.0	0.0	3.2	0.0	5.0	0.0	4.1	0.0	0.0	25.7
Propane	0.0	0.0	0.0	0.0	0.0	0.0	0.0	0.0	0.0	0.0	0.0	0.0	0.0
Butanes	0.0	0.0	0.0	0.0	0.0	0.0	0.0	0.0	0.0	0.0	0.0	0.0	0.0
Ethane	0.0	0.0	0.0	0.0	0.0	0.0	0.0	0.0	0.0	0.0	0.0	0.0	0.0
NGL	0.0	0.0	0.0	0.0	0.0	0.0	0.0	0.0	0.0	0.0	0.0	0.0	0.0
Sulphur	0.0	0.0	0.0	0.0	0.0	0.0	0.0	0.0	0.0	0.0	0.0	0.0	0.0
Sulphur Closing Inv	0.0	0.0	0.0	0.0	0.0	0.0	0.0	0.0	0.0	0.0	0.0	0.0	0.0

Unit of Measurement: Gas and Gas equivalent products: 1000m3, Liquids: m3, Sulphur: MTS

VPR6200

Facility ID ABGS0002655

Facility Name OYEN

Facility Licence # 21151

Facility Operator A0A7 NUVISTA

Production Month	201701	201702	201703	201704	201705	201706	201707	201708	201709	201710	201711	201712	Totals
Receipts													
Receipts from Alberta Facilities	785.6	671.5	695.4	667.5	706.5	730.4	567.9	699.6	639.1	635.2	574.6	554.9	7,928.2
Receipts from Non-Alberta Facilities	0.0	0.0	0.0	0.0	0.0	0.0	0.0	0.0	0.0	0.0	0.0	0.0	0.0
Dispositions													
Disposition													
Battery	0.0	0.0	0.0	0.0	0.0	0.0	0.0	0.0	0.0	0.0	0.0	0.0	0.0
Gas Gathering System	0.0	0.0	0.0	0.0	0.0	0.0	0.0	0.0	0.0	0.0	0.0	0.0	0.0
Gas Plant	0.0	0.0	0.0	0.0	0.0	0.0	0.0	0.0	0.0	0.0	0.0	0.0	0.0
Injection Facility	0.0	0.0	0.0	0.0	0.0	0.0	0.0	0.0	0.0	0.0	0.0	0.0	0.0
Meter Station	703.5	578.6	580.4	584.7	631.3	638.3	556.9	606.6	547.8	539.1	482.6	446.9	6,896.7
Other	0.0	0.0	0.0	0.0	0.0	0.0	0.0	0.0	0.0	0.0	0.0	0.0	0.0
Alberta Commercial	0.0	0.0	0.0	0.0	0.0	0.0	0.0	0.0	0.0	0.0	0.0	0.0	0.0
Alberta Industrial	0.0	0.0	0.0	0.0	0.0	0.0	0.0	0.0	0.0	0.0	0.0	0.0	0.0
Alberta Residential	0.0	0.0	0.0	0.0	0.0	0.0	0.0	0.0	0.0	0.0	0.0	0.0	0.0
Alberta Elec.Generation	0.0	0.0	0.0	0.0	0.0	0.0	0.0	0.0	0.0	0.0	0.0	0.0	0.0
Shrinkage													
Acid Gas	0.0	0.0	0.0	0.0	0.0	0.0	0.0	0.0	0.0	0.0	0.0	0.0	0.0
Other products	0.3	0.2	0.8	0.0	0.0	0.0	0.4	0.0	0.0	0.0	0.0	0.0	1.7
Fuel	56.5	53.5	53.7	45.0	43.4	40.7	31.4	47.6	51.0	55.8	54.2	55.6	588.4
Flared	0.0	0.0	0.0	0.0	0.0	0.0	0.0	0.0	0.0	0.0	0.0	0.0	0.0
Vented	0.0	0.0	0.0	0.0	0.0	0.0	0.0	0.4	0.0	0.0	0.0	0.0	0.4
Diff and Other	25.3	39.2	60.5	37.8	31.8	51.4	-20.8	45.0	40.3	40.3	37.8	52.4	441.0
Process and Frac													
Pentanes Plus	1.3	1.1	4.0	0.1	0.0	0.0	2.0	0.0	0.0	0.0	0.0	0.0	8.5
Propane	0.0	0.0	0.0	0.0	0.0	0.0	0.0	0.0	0.0	0.0	0.0	0.0	0.0
Butanes	0.0	0.0	0.0	0.0	0.0	0.0	0.0	0.0	0.0	0.0	0.0	0.0	0.0
Ethane	0.0	0.0	0.0	0.0	0.0	0.0	0.0	0.0	0.0	0.0	0.0	0.0	0.0
NGL	0.0	0.0	0.0	0.0	0.0	0.0	0.0	0.0	0.0	0.0	0.0	0.0	0.0
Sulphur	0.0	0.0	0.0	0.0	0.0	0.0	0.0	0.0	0.0	0.0	0.0	0.0	0.0
Sulphur Closing Inv	0.0	0.0	0.0	0.0	0.0	0.0	0.0	0.0	0.0	0.0	0.0	0.0	0.0

Unit of Measurement: Gas and Gas equivalent products: 1000m3, Liquids: m3, Sulphur: MTS

VPR6200

Facility ID ABGS0002679

Facility Name APACHE MONITOR

Facility Licence # Not Licenced

Facility Operator A7BT KARVE

Production Month	201701	201702	201703	201704	201705	201706	201707	201708	201709	201710	201711	201712	Totals
Receipts													
Receipts from Alberta Facilities	3,752.6	3,463.1	3,832.8	3,840.3	4,079.9	3,889.8	4,141.1	4,033.2	3,833.8	3,541.6	4,910.3	6,153.8	49,472.3
Receipts from Non-Alberta Facilities	0.0	0.0	0.0	0.0	0.0	0.0	0.0	0.0	0.0	0.0	0.0	0.0	0.0
Dispositions													
Disposition													
Battery	0.0	0.0	0.0	0.0	0.0	0.0	0.0	0.0	0.0	0.0	0.0	0.0	0.0
Gas Gathering System	0.0	0.0	0.0	0.0	0.0	0.0	0.0	0.0	0.0	0.0	0.0	0.0	0.0
Gas Plant	3,562.4	3,275.2	3,623.8	3,637.5	3,876.2	3,680.0	3,917.8	3,831.9	3,742.8	3,121.9	4,370.0	5,871.4	46,510.9
Injection Facility	0.0	0.0	0.0	0.0	0.0	0.0	0.0	0.0	0.0	0.0	0.0	0.0	0.0
Meter Station	0.0	0.0	0.0	0.0	0.0	0.0	0.0	0.0	0.0	0.0	0.0	0.0	0.0
Other	0.0	0.0	0.0	0.0	0.0	0.0	0.0	0.0	0.0	0.0	0.0	0.0	0.0
Alberta Commercial	0.0	0.0	0.0	0.0	0.0	0.0	0.0	0.0	0.0	0.0	0.0	0.0	0.0
Alberta Industrial	0.0	0.0	0.0	0.0	0.0	0.0	0.0	0.0	0.0	0.0	0.0	0.0	0.0
Alberta Residential	0.0	0.0	0.0	0.0	0.0	0.0	0.0	0.0	0.0	0.0	0.0	0.0	0.0
Alberta Elec.Generation	0.0	0.0	0.0	0.0	0.0	0.0	0.0	0.0	0.0	0.0	0.0	0.0	0.0
Shrinkage													
Acid Gas	0.0	0.0	0.0	0.0	0.0	0.0	0.0	0.0	0.0	0.0	0.0	0.0	0.0
Other products	0.0	0.0	0.0	0.0	0.0	0.0	0.0	0.0	3.0	0.0	0.0	6.2	9.2
Fuel	189.9	187.9	209.0	196.8	203.7	209.6	225.1	201.3	153.8	188.3	287.2	363.2	2,615.8
Flared	0.0	0.0	0.0	0.0	0.0	0.0	0.5	0.0	0.0	0.0	0.0	0.0	0.5
Vented	0.3	0.0	0.0	0.0	0.2	0.2	0.0	0.5	0.5	0.0	0.2	0.0	1.9
Diff and Other	0.0	0.0	0.0	6.0	-0.2	0.0	-2.3	-0.5	-66.3	231.4	252.9	-87.0	334.0
Process and Frac													
Pentanes Plus	0.0	0.0	0.0	0.0	0.0	0.0	0.0	0.0	14.5	0.0	0.0	30.1	44.6
Propane	0.0	0.0	0.0	0.0	0.0	0.0	0.0	0.0	0.0	0.0	0.0	0.0	0.0
Butanes	0.0	0.0	0.0	0.0	0.0	0.0	0.0	0.0	0.0	0.0	0.0	0.0	0.0
Ethane	0.0	0.0	0.0	0.0	0.0	0.0	0.0	0.0	0.0	0.0	0.0	0.0	0.0
NGL	0.0	0.0	0.0	0.0	0.0	0.0	0.0	0.0	0.0	0.0	0.0	0.0	0.0
Sulphur	0.0	0.0	0.0	0.0	0.0	0.0	0.0	0.0	0.0	0.0	0.0	0.0	0.0
Sulphur Closing Inv	0.0	0.0	0.0	0.0	0.0	0.0	0.0	0.0	0.0	0.0	0.0	0.0	0.0

Unit of Measurement: Gas and Gas equivalent products: 1000m3, Liquids: m3, Sulphur: MTS

VPR6200

Facility ID ABGS0002687

Facility Name PANCDN VERGER SOUTH

Facility Licence # Not Licenced

Facility Operator A7NW TXNE

Production Month	201701	201702	201703	201704	201705	201706	201707	201708	201709	201710	201711	201712	Totals
Receipts													
Receipts from Alberta Facilities	5,684.6	5,260.1	5,878.3	5,858.3	5,918.3	5,534.0	5,663.0	5,548.6	5,305.1	5,341.3	5,231.0	5,087.3	66,309.9
Receipts from Non-Alberta Facilities	0.0	0.0	0.0	0.0	0.0	0.0	0.0	0.0	0.0	0.0	0.0	0.0	0.0
Dispositions													
Disposition													
Battery	0.0	0.0	0.0	0.0	0.0	0.0	0.0	0.0	0.0	0.0	0.0	0.0	0.0
Gas Gathering System	0.0	0.0	0.0	0.0	0.0	0.0	0.0	0.0	0.0	0.0	0.0	0.0	0.0
Gas Plant	0.0	0.0	0.0	0.0	0.0	0.0	0.0	0.0	0.0	0.0	0.0	0.0	0.0
Injection Facility	0.0	0.0	0.0	0.0	0.0	0.0	0.0	0.0	0.0	0.0	0.0	0.0	0.0
Meter Station	5,217.4	4,851.0	5,451.1	5,404.2	5,435.4	5,081.3	5,218.4	5,147.2	4,932.1	4,987.0	4,864.7	4,741.7	61,331.5
Other	0.0	0.0	0.0	0.0	0.0	0.0	0.0	0.0	0.0	0.0	0.0	0.0	0.0
Alberta Commercial	0.0	0.0	0.0	0.0	0.0	0.0	0.0	0.0	0.0	0.0	0.0	0.0	0.0
Alberta Industrial	0.0	0.0	0.0	0.0	0.0	0.0	0.0	0.0	0.0	0.0	0.0	0.0	0.0
Alberta Residential	0.0	0.0	0.0	0.0	0.0	0.0	0.0	0.0	0.0	0.0	0.0	0.0	0.0
Alberta Elec.Generation	0.0	0.0	0.0	0.0	0.0	0.0	0.0	0.0	0.0	0.0	0.0	0.0	0.0
Shrinkage													
Acid Gas	0.0	0.0	0.0	0.0	0.0	0.0	0.0	0.0	0.0	0.0	0.0	0.0	0.0
Other products	0.0	0.0	0.1	0.0	0.0	0.0	0.0	0.0	0.0	0.0	0.0	0.0	0.1
Fuel	343.6	317.1	353.3	348.5	359.8	346.4	359.6	341.9	328.5	329.4	338.5	335.7	4,102.3
Flared	0.0	0.0	0.0	0.0	0.0	0.0	0.0	0.0	0.0	0.0	0.0	0.0	0.0
Vented	0.0	0.0	0.0	0.0	0.0	0.0	0.0	0.0	0.0	0.0	0.0	0.0	0.0
Diff and Other	123.6	92.0	73.8	105.6	123.1	106.3	85.0	59.5	44.5	24.9	27.8	9.9	876.0
Process and Frac													
Pentanes Plus	0.0	0.1	0.4	0.0	0.0	0.0	0.2	0.2	0.1	0.0	0.0	0.0	1.0
Propane	0.0	0.0	0.0	0.0	0.0	0.0	0.0	0.0	0.0	0.0	0.0	0.0	0.0
Butanes	0.0	0.0	0.0	0.0	0.0	0.0	0.0	0.0	0.0	0.0	0.0	0.0	0.0
Ethane	0.0	0.0	0.0	0.0	0.0	0.0	0.0	0.0	0.0	0.0	0.0	0.0	0.0
NGL	0.0	0.0	0.0	0.0	0.0	0.0	0.0	0.0	0.0	0.0	0.0	0.0	0.0
Sulphur	0.0	0.0	0.0	0.0	0.0	0.0	0.0	0.0	0.0	0.0	0.0	0.0	0.0
Sulphur Closing Inv	0.0	0.0	0.0	0.0	0.0	0.0	0.0	0.0	0.0	0.0	0.0	0.0	0.0

Unit of Measurement: Gas and Gas equivalent products: 1000m3, Liquids: m3, Sulphur: MTS

VPR6200
Facility ID ABGS0002689

Facility Name MATZIWIN 6-10-23-14W4

Facility Licence # 20413

Facility Operator OHE9 CNRL

Production Month	201701	201702	201703	201704	201705	201706	201707	201708	201709	201710	201711	201712	Totals
Receipts													
Receipts from Alberta Facilities	6,296.0	5,583.1	6,201.5	5,879.8	5,843.3	5,698.1	5,767.4	5,689.1	5,191.8	5,419.4	5,837.5	6,634.2	70,041.2
Receipts from Non-Alberta Facilities	0.0	0.0	0.0	0.0	0.0	0.0	0.0	0.0	0.0	0.0	0.0	0.0	0.0
Dispositions													
Disposition													
Battery	0.0	0.0	0.0	0.0	0.0	0.0	0.0	0.0	0.0	0.0	0.0	0.0	0.0
Gas Gathering System	0.0	0.0	0.0	0.0	0.0	0.0	0.0	0.0	0.0	0.0	0.0	0.0	0.0
Gas Plant	0.0	0.0	0.0	0.0	0.0	0.0	0.0	0.0	0.0	0.0	0.0	0.0	0.0
Injection Facility	0.0	0.0	0.0	0.0	0.0	0.0	0.0	0.0	0.0	0.0	0.0	0.0	0.0
Meter Station	5,840.7	5,184.7	5,692.0	5,393.8	5,400.7	5,244.1	5,211.8	5,173.6	4,724.1	4,973.9	5,412.5	6,169.7	64,421.6
Other	0.0	0.0	0.0	0.0	0.0	0.0	0.0	0.0	0.0	0.0	0.0	0.0	0.0
Alberta Commercial	0.0	0.0	0.0	0.0	0.0	0.0	0.0	0.0	0.0	0.0	0.0	0.0	0.0
Alberta Industrial	0.0	0.0	0.0	0.0	0.0	0.0	0.0	0.0	0.0	0.0	0.0	0.0	0.0
Alberta Residential	0.0	0.0	0.0	0.0	0.0	0.0	0.0	0.0	0.0	0.0	0.0	0.0	0.0
Alberta Elec.Generation	0.0	0.0	0.0	0.0	0.0	0.0	0.0	0.0	0.0	0.0	0.0	0.0	0.0
Shrinkage													
Acid Gas	0.0	0.0	0.0	0.0	0.0	0.0	0.0	0.0	0.0	0.0	0.0	0.0	0.0
Other products	0.0	0.0	0.0	0.0	0.0	0.0	0.0	0.0	0.4	3.8	3.7	3.2	11.1
Fuel	440.7	396.9	444.5	418.8	421.0	408.5	414.4	417.7	391.8	391.9	410.0	435.4	4,991.6
Flared	0.0	0.0	0.0	0.0	0.0	0.0	0.0	0.0	0.0	0.0	0.0	0.0	0.0
Vented	0.7	0.0	0.0	0.1	0.2	0.2	0.2	0.2	0.2	0.2	0.2	0.2	2.4
Diff and Other	13.9	1.5	65.0	67.1	21.4	45.3	141.0	97.6	75.3	49.6	11.1	25.7	614.5
Process and Frac													
Pentanes Plus	0.0	0.0	0.0	0.0	0.0	0.0	0.0	0.0	2.0	18.3	17.9	15.3	53.5
Propane	0.0	0.0	0.0	0.0	0.0	0.0	0.0	0.0	0.0	0.0	0.0	0.0	0.0
Butanes	0.0	0.0	0.0	0.0	0.0	0.0	0.0	0.0	0.0	0.0	0.0	0.0	0.0
Ethane	0.0	0.0	0.0	0.0	0.0	0.0	0.0	0.0	0.0	0.0	0.0	0.0	0.0
NGL	0.0	0.0	0.0	0.0	0.0	0.0	0.0	0.0	0.0	0.0	0.0	0.0	0.0
Sulphur	0.0	0.0	0.0	0.0	0.0	0.0	0.0	0.0	0.0	0.0	0.0	0.0	0.0
Sulphur Closing Inv	0.0	0.0	0.0	0.0	0.0	0.0	0.0	0.0	0.0	0.0	0.0	0.0	0.0

Unit of Measurement: Gas and Gas equivalent products: 1000m3, Liquids: m3, Sulphur: MTS

VPR6200

Facility ID ABGS0002713

Facility Name POCO SNIPE LAKE

Facility Licence # Not Licenced

Facility Operator A517 LONG RUN

Production Month	201701	201702	201703	201704	201705	201706	201707	201708	201709	201710	201711	201712	Totals
Receipts													
Receipts from Alberta Facilities	77.0	76.4	96.7	38.1	75.4	51.9	47.0	78.3	74.3	58.1	36.5	45.9	755.6
Receipts from Non-Alberta Facilities	0.0	0.0	0.0	0.0	0.0	0.0	0.0	0.0	0.0	0.0	0.0	0.0	0.0
Dispositions													
Disposition													
Battery	0.0	0.0	0.0	0.0	0.0	0.0	0.0	0.0	0.0	0.0	0.0	0.0	0.0
Gas Gathering System	68.3	67.8	84.9	0.0	63.8	40.3	34.5	64.4	61.4	58.1	36.5	36.6	616.6
Gas Plant	0.0	0.0	0.0	0.0	0.0	0.0	0.0	0.0	0.0	0.0	0.0	0.0	0.0
Injection Facility	0.0	0.0	0.0	0.0	0.0	0.0	0.0	0.0	0.0	0.0	0.0	0.0	0.0
Meter Station	0.0	0.0	0.0	0.0	0.0	0.0	0.0	0.0	0.0	0.0	0.0	0.0	0.0
Other	0.0	0.0	0.0	27.5	0.0	0.0	0.0	0.0	0.0	0.0	0.0	0.0	27.5
Alberta Commercial	0.0	0.0	0.0	0.0	0.0	0.0	0.0	0.0	0.0	0.0	0.0	0.0	0.0
Alberta Industrial	0.0	0.0	0.0	0.0	0.0	0.0	0.0	0.0	0.0	0.0	0.0	0.0	0.0
Alberta Residential	0.0	0.0	0.0	0.0	0.0	0.0	0.0	0.0	0.0	0.0	0.0	0.0	0.0
Alberta Elec.Generation	0.0	0.0	0.0	0.0	0.0	0.0	0.0	0.0	0.0	0.0	0.0	0.0	0.0
Shrinkage													
Acid Gas	0.0	0.0	0.0	0.0	0.0	0.0	0.0	0.0	0.0	0.0	0.0	0.0	0.0
Other products	0.0	12.0	11.4	0.0	14.0	11.0	20.2	11.9	12.2	12.4	0.0	10.6	115.7
Fuel	0.0	0.0	0.0	0.0	0.0	0.0	0.0	0.0	0.0	0.0	0.0	0.0	0.0
Flared	0.0	0.0	0.0	0.0	0.0	0.0	0.0	0.0	0.0	0.0	0.0	0.0	0.0
Vented	0.0	0.0	0.0	0.0	0.0	0.0	0.0	0.0	0.0	0.0	0.0	0.0	0.0
Diff and Other	8.7	-3.4	0.4	10.6	-2.4	0.6	-7.7	2.0	0.7	-12.4	0.0	-1.3	-4.2
Process and Frac													
Pentanes Plus	0.0	0.0	0.0	0.0	0.0	0.0	0.0	0.0	0.0	0.0	0.0	0.0	0.0
Propane	0.0	0.0	0.0	0.0	0.0	0.0	0.0	0.0	0.0	0.0	0.0	0.0	0.0
Butanes	0.0	0.0	0.0	0.0	0.0	0.0	0.0	0.0	0.0	0.0	0.0	0.0	0.0
Ethane	0.0	0.0	0.0	0.0	0.0	0.0	0.0	0.0	0.0	0.0	0.0	0.0	0.0
NGL	0.0	51.2	49.0	0.0	59.6	47.0	85.9	48.9	50.5	51.0	0.0	43.3	486.4
Sulphur	0.0	0.0	0.0	0.0	0.0	0.0	0.0	0.0	0.0	0.0	0.0	0.0	0.0
Sulphur Closing Inv	0.0	0.0	0.0	0.0	0.0	0.0	0.0	0.0	0.0	0.0	0.0	0.0	0.0

Unit of Measurement: Gas and Gas equivalent products: 1000m3, Liquids: m3, Sulphur: MTS

VPR6200
Facility ID ABGS0002765

Facility Name TRIGAS IRRICANA

Facility Licence # Not Licenced

Facility Operator A2TG TQN

Production Month	201701	201702	201703	201704	201705	201706	201707	201708	201709	201710	201711	201712	Totals
Receipts													
Receipts from Alberta Facilities	7,756.6	6,712.3	8,560.7	8,178.0	7,998.4	6,978.5	6,971.0	7,357.2	5,057.4	7,477.9	7,241.8	7,135.1	87,424.9
Receipts from Non-Alberta Facilities	0.0	0.0	0.0	0.0	0.0	0.0	0.0	0.0	0.0	0.0	0.0	0.0	0.0
Dispositions													
Disposition													
Battery	0.0	0.0	0.0	0.0	0.0	0.0	0.0	0.0	0.0	0.0	0.0	0.0	0.0
Gas Gathering System	7,822.2	6,787.7	8,628.5	8,438.9	8,209.5	7,163.1	7,269.3	7,722.0	5,229.9	7,673.4	7,386.9	7,288.9	89,620.3
Gas Plant	0.0	0.0	0.0	0.0	0.0	0.0	0.0	0.0	0.0	0.0	0.0	0.0	0.0
Injection Facility	0.0	0.0	0.0	0.0	0.0	0.0	0.0	0.0	0.0	0.0	0.0	0.0	0.0
Meter Station	0.0	0.0	0.0	0.0	0.0	0.0	0.0	0.0	0.0	0.0	0.0	0.0	0.0
Other	0.0	0.0	0.0	0.0	0.0	0.0	0.0	0.0	0.0	0.0	0.0	0.0	0.0
Alberta Commercial	0.0	0.0	0.0	0.0	0.0	0.0	0.0	0.0	0.0	0.0	0.0	0.0	0.0
Alberta Industrial	0.0	0.0	0.0	0.0	0.0	0.0	0.0	0.0	0.0	0.0	0.0	0.0	0.0
Alberta Residential	0.0	0.0	0.0	0.0	0.0	0.0	0.0	0.0	0.0	0.0	0.0	0.0	0.0
Alberta Elec.Generation	0.0	0.0	0.0	0.0	0.0	0.0	0.0	0.0	0.0	0.0	0.0	0.0	0.0
Shrinkage													
Acid Gas	0.0	0.0	0.0	0.0	0.0	0.0	0.0	0.0	0.0	0.0	0.0	0.0	0.0
Other products	47.7	36.5	52.9	44.6	44.0	27.7	23.0	18.1	13.7	30.0	39.5	30.0	407.7
Fuel	29.0	23.6	35.2	22.8	23.8	46.2	30.7	46.7	31.2	55.7	77.4	67.7	490.0
Flared	0.3	0.2	1.8	1.6	2.9	3.5	3.8	1.5	5.0	5.3	0.6	2.2	28.7
Vented	0.0	0.0	0.0	0.0	0.0	0.0	0.0	0.0	0.0	0.0	0.0	0.0	0.0
Diff and Other	-142.6	-135.7	-157.7	-329.9	-281.8	-262.0	-355.8	-431.1	-222.4	-286.5	-262.6	-253.7	-3,121.8
Process and Frac													
Pentanes Plus	230.6	176.7	255.9	216.0	212.9	133.8	111.2	87.7	66.2	145.0	191.0	145.3	1,972.3
Propane	0.0	0.0	0.0	0.0	0.0	0.0	0.0	0.0	0.0	0.0	0.0	0.0	0.0
Butanes	0.0	0.0	0.0	0.0	0.0	0.0	0.0	0.0	0.0	0.0	0.0	0.0	0.0
Ethane	0.0	0.0	0.0	0.0	0.0	0.0	0.0	0.0	0.0	0.0	0.0	0.0	0.0
NGL	0.0	0.0	0.0	0.0	0.0	0.0	0.0	0.0	0.0	0.0	0.0	0.0	0.0
Sulphur	0.0	0.0	0.0	0.0	0.0	0.0	0.0	0.0	0.0	0.0	0.0	0.0	0.0
Sulphur Closing Inv	0.0	0.0	0.0	0.0	0.0	0.0	0.0	0.0	0.0	0.0	0.0	0.0	0.0

Unit of Measurement: Gas and Gas equivalent products: 1000m3, Liquids: m3, Sulphur: MTS

VPR6200

Facility ID ABGS0002820

Facility Name PANCDN GAYFORD

Facility Licence # 23309

Facility Operator A1H9 EMBER

Production Month	201701	201702	201703	201704	201705	201706	201707	201708	201709	201710	201711	201712	Totals
Receipts													
Receipts from Alberta Facilities	1,567.9	1,430.8	1,631.9	1,603.6	1,553.2	1,454.9	1,526.7	1,526.1	1,501.6	1,107.3	876.8	910.1	16,690.9
Receipts from Non-Alberta Facilities	0.0	0.0	0.0	0.0	0.0	0.0	0.0	0.0	0.0	0.0	0.0	0.0	0.0
Dispositions													
Disposition													
Battery	0.0	0.0	0.0	0.0	0.0	0.0	0.0	0.0	0.0	0.0	0.0	0.0	0.0
Gas Gathering System	0.0	0.0	0.0	0.0	0.0	0.0	0.0	0.0	0.0	0.0	0.0	0.0	0.0
Gas Plant	0.0	0.0	0.0	0.0	0.0	0.0	0.0	0.0	0.0	0.0	0.0	0.0	0.0
Injection Facility	0.0	0.0	0.0	0.0	0.0	0.0	0.0	0.0	0.0	0.0	0.0	0.0	0.0
Meter Station	1,411.2	1,269.9	1,488.6	1,486.1	1,419.6	1,318.4	1,391.0	1,540.9	1,343.9	981.1	770.4	808.4	15,229.5
Other	0.0	0.0	0.0	0.0	0.0	0.0	0.0	0.0	0.0	0.0	0.0	0.0	0.0
Alberta Commercial	0.0	0.0	0.0	0.0	0.0	0.0	0.0	0.0	0.0	0.0	0.0	0.0	0.0
Alberta Industrial	0.0	0.0	0.0	0.0	0.0	0.0	0.0	0.0	0.0	0.0	0.0	0.0	0.0
Alberta Residential	0.0	0.0	0.0	0.0	0.0	0.0	0.0	0.0	0.0	0.0	0.0	0.0	0.0
Alberta Elec.Generation	0.0	0.0	0.0	0.0	0.0	0.0	0.0	0.0	0.0	0.0	0.0	0.0	0.0
Shrinkage													
Acid Gas	0.0	0.0	0.0	0.0	0.0	0.0	0.0	0.0	0.0	0.0	0.0	0.0	0.0
Other products	0.0	0.1	0.3	0.0	0.0	0.1	0.1	0.0	0.0	0.1	0.0	0.1	0.8
Fuel	76.9	71.1	78.9	76.5	73.5	69.7	72.0	79.6	85.3	79.4	74.0	76.6	913.5
Flared	0.0	0.0	0.0	0.0	0.0	0.0	0.0	0.0	0.0	0.0	0.0	0.0	0.0
Vented	0.0	0.0	0.0	0.0	0.0	0.0	0.0	0.0	0.0	0.0	0.0	0.0	0.0
Diff and Other	79.8	89.7	64.1	41.0	60.1	66.7	63.6	-94.4	72.4	46.7	32.4	25.0	547.1
Process and Frac													
Pentanes Plus	0.0	0.5	1.5	0.0	0.0	0.3	0.3	0.1	0.0	0.3	0.0	0.5	3.5
Propane	0.0	0.0	0.0	0.0	0.0	0.0	0.0	0.0	0.0	0.0	0.0	0.0	0.0
Butanes	0.0	0.0	0.0	0.0	0.0	0.0	0.0	0.0	0.0	0.0	0.0	0.0	0.0
Ethane	0.0	0.0	0.0	0.0	0.0	0.0	0.0	0.0	0.0	0.0	0.0	0.0	0.0
NGL	0.0	0.0	0.0	0.0	0.0	0.0	0.0	0.0	0.0	0.0	0.0	0.0	0.0
Sulphur	0.0	0.0	0.0	0.0	0.0	0.0	0.0	0.0	0.0	0.0	0.0	0.0	0.0
Sulphur Closing Inv	0.0	0.0	0.0	0.0	0.0	0.0	0.0	0.0	0.0	0.0	0.0	0.0	0.0

Unit of Measurement: Gas and Gas equivalent products: 1000m3, Liquids: m3, Sulphur: MTS

VPR6200

Facility ID ABGS0002868

Facility Name PANCDN ENTICE

Facility Licence # Not Licenced

Facility Operator A1H9 EMBER

Production Month	201701	201702	201703	201704	201705	201706	201707	201708	201709	201710	201711	201712	Totals
Receipts													
Receipts from Alberta Facilities	1,062.8	734.7	947.7	963.9	907.1	744.4	963.0	997.2	792.0	657.1	649.7	1,001.4	10,421.0
Receipts from Non-Alberta Facilities	0.0	0.0	0.0	0.0	0.0	0.0	0.0	0.0	0.0	0.0	0.0	0.0	0.0
Dispositions													
Disposition													
Battery	0.0	0.0	0.0	0.0	0.0	0.0	0.0	0.0	0.0	0.0	0.0	0.0	0.0
Gas Gathering System	1,062.8	734.7	947.7	963.9	907.1	744.4	963.0	997.2	792.0	657.1	649.7	1,001.4	10,421.0
Gas Plant	0.0	0.0	0.0	0.0	0.0	0.0	0.0	0.0	0.0	0.0	0.0	0.0	0.0
Injection Facility	0.0	0.0	0.0	0.0	0.0	0.0	0.0	0.0	0.0	0.0	0.0	0.0	0.0
Meter Station	0.0	0.0	0.0	0.0	0.0	0.0	0.0	0.0	0.0	0.0	0.0	0.0	0.0
Other	0.0	0.0	0.0	0.0	0.0	0.0	0.0	0.0	0.0	0.0	0.0	0.0	0.0
Alberta Commercial	0.0	0.0	0.0	0.0	0.0	0.0	0.0	0.0	0.0	0.0	0.0	0.0	0.0
Alberta Industrial	0.0	0.0	0.0	0.0	0.0	0.0	0.0	0.0	0.0	0.0	0.0	0.0	0.0
Alberta Residential	0.0	0.0	0.0	0.0	0.0	0.0	0.0	0.0	0.0	0.0	0.0	0.0	0.0
Alberta Elec.Generation	0.0	0.0	0.0	0.0	0.0	0.0	0.0	0.0	0.0	0.0	0.0	0.0	0.0
Shrinkage													
Acid Gas	0.0	0.0	0.0	0.0	0.0	0.0	0.0	0.0	0.0	0.0	0.0	0.0	0.0
Other products	0.0	0.0	0.1	0.0	0.0	0.0	0.0	0.0	0.0	0.1	0.0	0.1	0.3
Fuel	0.0	0.0	0.0	0.0	0.0	0.0	0.0	0.0	0.0	0.0	0.0	0.0	0.0
Flared	0.0	0.0	0.0	0.0	0.0	0.0	0.0	0.0	0.0	0.0	0.0	0.0	0.0
Vented	0.0	0.0	0.0	0.0	0.3	0.0	0.0	0.0	0.0	0.0	0.0	0.0	0.3
Diff and Other	0.0	0.0	-0.1	0.0	-0.3	0.0	0.0	0.0	0.0	-0.1	0.0	-0.1	-0.6
Process and Frac													
Pentanes Plus	0.0	0.0	0.5	0.0	0.0	0.0	0.0	0.2	0.2	0.5	0.0	0.3	1.7
Propane	0.0	0.0	0.0	0.0	0.0	0.0	0.0	0.0	0.0	0.0	0.0	0.0	0.0
Butanes	0.0	0.0	0.0	0.0	0.0	0.0	0.0	0.0	0.0	0.0	0.0	0.0	0.0
Ethane	0.0	0.0	0.0	0.0	0.0	0.0	0.0	0.0	0.0	0.0	0.0	0.0	0.0
NGL	0.0	0.0	0.0	0.0	0.0	0.0	0.0	0.0	0.0	0.0	0.0	0.0	0.0
Sulphur	0.0	0.0	0.0	0.0	0.0	0.0	0.0	0.0	0.0	0.0	0.0	0.0	0.0
Sulphur Closing Inv	0.0	0.0	0.0	0.0	0.0	0.0	0.0	0.0	0.0	0.0	0.0	0.0	0.0

Unit of Measurement: Gas and Gas equivalent products: 1000m3, Liquids: m3, Sulphur: MTS

VPR6200
Facility ID ABGS0002892

Facility Name VIKING-KINSELLA 16-9-46-9W4

Facility Licence # 22767

Facility Operator OHE9 CNRL

Production Month	201701	201702	201703	201704	201705	201706	201707	201708	201709	201710	201711	201712	Totals
Receipts													
Receipts from Alberta Facilities	1,648.8	1,550.0	1,705.5	1,668.2	1,726.9	1,743.8	1,827.7	1,806.7	1,659.6	1,712.9	1,461.3	1,527.4	20,038.8
Receipts from Non-Alberta Facilities	0.0	0.0	0.0	0.0	0.0	0.0	0.0	0.0	0.0	0.0	0.0	0.0	0.0
Dispositions													
Disposition													
Battery	0.0	0.0	0.0	0.0	0.0	0.0	0.0	0.0	0.0	0.0	0.0	0.0	0.0
Gas Gathering System	0.0	0.0	0.0	0.0	0.0	0.0	0.0	0.0	0.0	0.0	0.0	0.0	0.0
Gas Plant	0.0	0.0	0.0	0.0	0.0	0.0	0.0	0.0	0.0	0.0	0.0	0.0	0.0
Injection Facility	0.0	0.0	0.0	0.0	0.0	0.0	0.0	0.0	0.0	0.0	0.0	0.0	0.0
Meter Station	1,486.6	1,380.0	1,525.7	1,492.3	1,542.0	1,550.5	1,638.0	1,621.3	1,486.1	1,534.5	1,306.6	1,361.9	17,925.5
Other	0.0	0.0	0.0	0.0	0.0	0.0	0.0	0.0	0.0	0.0	0.0	0.0	0.0
Alberta Commercial	0.0	0.0	0.0	0.0	0.0	0.0	0.0	0.0	0.0	0.0	0.0	0.0	0.0
Alberta Industrial	0.0	0.0	0.0	0.0	0.0	0.0	0.0	0.0	0.0	0.0	0.0	0.0	0.0
Alberta Residential	0.0	0.0	0.0	0.0	0.0	0.0	0.0	0.0	0.0	0.0	0.0	0.0	0.0
Alberta Elec.Generation	0.0	0.0	0.0	0.0	0.0	0.0	0.0	0.0	0.0	0.0	0.0	0.0	0.0
Shrinkage													
Acid Gas	0.0	0.0	0.0	0.0	0.0	0.0	0.0	0.0	0.0	0.0	0.0	0.0	0.0
Other products	1.9	1.7	1.5	1.1	1.0	0.0	0.0	0.8	1.4	1.2	0.7	1.4	12.7
Fuel	160.5	148.4	163.8	158.8	163.6	165.3	167.6	161.3	149.4	157.6	136.5	152.2	1,885.0
Flared	0.0	0.0	0.0	0.0	0.0	0.0	0.0	0.0	0.0	0.0	0.0	0.0	0.0
Vented	0.6	0.3	0.2	0.3	0.2	0.2	0.3	0.3	1.2	0.8	1.4	0.4	6.2
Diff and Other	-0.8	19.6	14.3	15.7	20.1	27.8	21.8	23.0	21.5	18.8	16.1	11.5	209.4
Process and Frac													
Pentanes Plus	9.0	8.0	7.4	5.5	5.0	0.0	0.0	4.0	7.0	6.0	3.5	7.0	62.4
Propane	0.0	0.0	0.0	0.0	0.0	0.0	0.0	0.0	0.0	0.0	0.0	0.0	0.0
Butanes	0.0	0.0	0.0	0.0	0.0	0.0	0.0	0.0	0.0	0.0	0.0	0.0	0.0
Ethane	0.0	0.0	0.0	0.0	0.0	0.0	0.0	0.0	0.0	0.0	0.0	0.0	0.0
NGL	0.0	0.0	0.0	0.0	0.0	0.0	0.0	0.0	0.0	0.0	0.0	0.0	0.0
Sulphur	0.0	0.0	0.0	0.0	0.0	0.0	0.0	0.0	0.0	0.0	0.0	0.0	0.0
Sulphur Closing Inv	0.0	0.0	0.0	0.0	0.0	0.0	0.0	0.0	0.0	0.0	0.0	0.0	0.0

Unit of Measurement: Gas and Gas equivalent products: 1000m3, Liquids: m3, Sulphur: MTS

VPR6200

Facility ID ABGS0002920

Facility Name SAMSON FERRYBANK

Facility Licence # 21540

Facility Operator OTM9 NAL

Production Month	201701	201702	201703	201704	201705	201706	201707	201708	201709	201710	201711	201712	Totals
Receipts													
Receipts from Alberta Facilities	1,546.9	1,329.2	1,546.3	1,297.9	1,515.6	1,543.1	1,533.3	1,529.7	1,492.9	1,523.7	1,416.2	1,340.7	17,615.5
Receipts from Non-Alberta Facilities	0.0	0.0	0.0	0.0	0.0	0.0	0.0	0.0	0.0	0.0	0.0	0.0	0.0
Dispositions													
Disposition													
Battery	0.0	0.0	0.0	0.0	0.0	0.0	0.0	0.0	0.0	0.0	0.0	0.0	0.0
Gas Gathering System	1,474.0	1,273.3	1,467.3	1,258.2	1,495.5	1,527.8	1,518.6	1,513.0	1,479.7	1,506.5	1,392.8	1,312.4	17,219.1
Gas Plant	0.0	0.0	0.0	0.0	0.0	0.0	0.0	0.0	0.0	0.0	0.0	0.0	0.0
Injection Facility	0.0	0.0	0.0	0.0	0.0	0.0	0.0	0.0	0.0	0.0	0.0	0.0	0.0
Meter Station	0.0	0.0	0.0	0.0	0.0	0.0	0.0	0.0	0.0	0.0	0.0	0.0	0.0
Other	0.0	0.0	0.0	0.0	0.0	0.0	0.0	0.0	0.0	0.0	0.0	0.0	0.0
Alberta Commercial	0.0	0.0	0.0	0.0	0.0	0.0	0.0	0.0	0.0	0.0	0.0	0.0	0.0
Alberta Industrial	0.0	0.0	0.0	0.0	0.0	0.0	0.0	0.0	0.0	0.0	0.0	0.0	0.0
Alberta Residential	0.0	0.0	0.0	0.0	0.0	0.0	0.0	0.0	0.0	0.0	0.0	0.0	0.0
Alberta Elec.Generation	0.0	0.0	0.0	0.0	0.0	0.0	0.0	0.0	0.0	0.0	0.0	0.0	0.0
Shrinkage													
Acid Gas	0.0	0.0	0.0	0.0	0.0	0.0	0.0	0.0	0.0	0.0	0.0	0.0	0.0
Other products	0.1	0.0	0.0	0.5	0.0	0.0	0.4	0.0	0.0	0.0	0.0	0.0	1.0
Fuel	59.5	54.2	59.5	45.6	56.2	51.4	55.3	55.8	49.7	54.4	50.3	52.6	644.5
Flared	0.0	0.0	0.0	0.0	0.0	0.0	0.0	0.0	0.0	0.0	0.0	0.0	0.0
Vented	0.0	0.0	0.0	0.0	0.0	0.0	0.0	0.0	0.0	0.0	0.0	0.0	0.0
Diff and Other	13.3	1.7	19.5	-6.4	-36.1	-36.1	-41.0	-39.1	-36.5	-37.2	-26.9	-24.3	-249.1
Process and Frac													
Pentanes Plus	0.4	0.0	0.0	2.3	0.0	0.2	1.8	0.0	0.0	0.0	0.0	0.0	4.7
Propane	0.0	0.0	0.0	0.0	0.0	0.0	0.0	0.0	0.0	0.0	0.0	0.0	0.0
Butanes	0.0	0.0	0.0	0.0	0.0	0.0	0.0	0.0	0.0	0.0	0.0	0.0	0.0
Ethane	0.0	0.0	0.0	0.0	0.0	0.0	0.0	0.0	0.0	0.0	0.0	0.0	0.0
NGL	0.0	0.0	0.0	0.0	0.0	0.0	0.0	0.0	0.0	0.0	0.0	0.0	0.0
Sulphur	0.0	0.0	0.0	0.0	0.0	0.0	0.0	0.0	0.0	0.0	0.0	0.0	0.0
Sulphur Closing Inv	0.0	0.0	0.0	0.0	0.0	0.0	0.0	0.0	0.0	0.0	0.0	0.0	0.0

Unit of Measurement: Gas and Gas equivalent products: 1000m3, Liquids: m3, Sulphur: MTS

VPR6200
Facility ID ABGS0003007

Facility Name CONOCO NITON

Facility Licence # Not Licenced

Facility Operator A5D4 CVE

Production Month	201701	201702	201703	201704	201705	201706	201707	201708	201709	201710	201711	201712	Totals
Receipts													
Receipts from Alberta Facilities	8,075.1	7,681.0	8,806.4	8,550.5	8,634.6	8,529.2	8,554.2	8,851.6	8,550.5	8,427.1	8,412.2	8,436.0	101,508.4
Receipts from Non-Alberta Facilities	0.0	0.0	0.0	0.0	0.0	0.0	0.0	0.0	0.0	0.0	0.0	0.0	0.0
Dispositions													
Disposition													
Battery	0.0	0.0	0.0	0.0	0.0	0.0	0.0	0.0	0.0	0.0	0.0	0.0	0.0
Gas Gathering System	0.0	0.0	0.0	0.0	0.0	0.0	0.0	0.0	0.0	0.0	0.0	0.0	0.0
Gas Plant	7,905.5	7,690.5	8,852.0	8,568.7	8,684.8	8,618.9	8,619.7	8,931.0	8,665.0	8,537.8	8,537.8	8,435.1	102,046.8
Injection Facility	0.0	0.0	0.0	0.0	0.0	0.0	0.0	0.0	0.0	0.0	0.0	0.0	0.0
Meter Station	0.0	0.0	0.0	0.0	0.0	0.0	0.0	0.0	0.0	0.0	0.0	0.0	0.0
Other	0.0	0.0	0.0	0.0	0.0	0.0	0.0	0.0	0.0	0.0	0.0	0.0	0.0
Alberta Commercial	0.0	0.0	0.0	0.0	0.0	0.0	0.0	0.0	0.0	0.0	0.0	0.0	0.0
Alberta Industrial	0.0	0.0	0.0	0.0	0.0	0.0	0.0	0.0	0.0	0.0	0.0	0.0	0.0
Alberta Residential	0.0	0.0	0.0	0.0	0.0	0.0	0.0	0.0	0.0	0.0	0.0	0.0	0.0
Alberta Elec.Generation	0.0	0.0	0.0	0.0	0.0	0.0	0.0	0.0	0.0	0.0	0.0	0.0	0.0
Shrinkage													
Acid Gas	0.0	0.0	0.0	0.0	0.0	0.0	0.0	0.0	0.0	0.0	0.0	0.0	0.0
Other products	23.9	22.2	30.3	29.9	26.9	22.7	14.9	18.6	14.7	12.6	15.7	14.7	247.1
Fuel	52.8	71.0	84.5	80.4	80.0	83.4	75.3	82.8	73.9	73.8	82.0	81.8	921.7
Flared	0.0	0.0	0.0	0.0	0.0	0.0	0.0	0.0	0.0	0.0	0.0	0.0	0.0
Vented	0.0	0.2	0.1	0.3	0.4	0.2	0.5	0.1	0.0	0.0	0.0	0.0	1.8
Diff and Other	92.9	-102.9	-160.5	-128.8	-157.5	-196.0	-156.2	-180.9	-203.1	-197.1	-223.3	-95.6	-1,709.0
Process and Frac													
Pentanes Plus	115.8	107.5	146.7	144.6	130.3	109.8	72.0	90.2	71.0	61.1	75.9	71.2	1,196.1
Propane	0.0	0.0	0.0	0.0	0.0	0.0	0.0	0.0	0.0	0.0	0.0	0.0	0.0
Butanes	0.0	0.0	0.0	0.0	0.0	0.0	0.0	0.0	0.0	0.0	0.0	0.0	0.0
Ethane	0.0	0.0	0.0	0.0	0.0	0.0	0.0	0.0	0.0	0.0	0.0	0.0	0.0
NGL	0.0	0.0	0.0	0.0	0.0	0.0	0.0	0.0	0.0	0.0	0.0	0.0	0.0
Sulphur	0.0	0.0	0.0	0.0	0.0	0.0	0.0	0.0	0.0	0.0	0.0	0.0	0.0
Sulphur Closing Inv	0.0	0.0	0.0	0.0	0.0	0.0	0.0	0.0	0.0	0.0	0.0	0.0	0.0

Unit of Measurement: Gas and Gas equivalent products: 1000m3, Liquids: m3, Sulphur: MTS

VPR6200

Facility ID ABGS0003049

Facility Name PANCDN STRATHMORE

Facility Licence # Not Licenced

Facility Operator A1H9 EMBER

Production Month	201701	201702	201703	201704	201705	201706	201707	201708	201709	201710	201711	201712	Totals
Receipts													
Receipts from Alberta Facilities	4,344.2	4,161.6	4,505.0	4,328.5	4,552.4	4,423.4	4,693.4	4,610.7	4,381.8	4,508.2	4,143.4	3,904.1	52,556.7
Receipts from Non-Alberta Facilities	0.0	0.0	0.0	0.0	0.0	0.0	0.0	0.0	0.0	0.0	0.0	0.0	0.0
Dispositions													
Disposition													
Battery	107.1	102.0	111.7	106.5	109.9	107.1	111.2	109.2	104.9	107.5	103.5	103.4	1,284.0
Gas Gathering System	0.0	0.0	0.0	0.0	0.0	0.0	0.0	0.0	0.0	0.0	0.0	0.0	0.0
Gas Plant	0.0	0.0	0.0	0.0	0.0	0.0	0.0	0.0	0.0	0.0	0.0	0.0	0.0
Injection Facility	0.0	0.0	0.0	0.0	0.0	0.0	0.0	0.0	0.0	0.0	0.0	0.0	0.0
Meter Station	4,123.8	3,945.1	4,275.8	4,117.6	4,321.4	4,194.8	4,347.7	4,264.1	4,035.1	4,224.6	3,959.2	3,703.0	49,512.2
Other	0.0	0.0	0.0	0.0	0.0	0.0	0.0	0.0	0.0	0.0	0.0	0.0	0.0
Alberta Commercial	0.0	0.0	0.0	0.0	0.0	0.0	0.0	0.0	0.0	0.0	0.0	0.0	0.0
Alberta Industrial	0.0	0.0	0.0	0.0	0.0	0.0	0.0	0.0	0.0	0.0	0.0	0.0	0.0
Alberta Residential	0.0	0.0	0.0	0.0	0.0	0.0	0.0	0.0	0.0	0.0	0.0	0.0	0.0
Alberta Elec.Generation	0.0	0.0	0.0	0.0	0.0	0.0	0.0	0.0	0.0	0.0	0.0	0.0	0.0
Shrinkage													
Acid Gas	0.0	0.0	0.0	0.0	0.0	0.0	0.0	0.0	0.0	0.0	0.0	0.0	0.0
Other products	0.0	0.0	0.0	0.0	0.4	0.1	0.2	0.3	0.2	0.3	0.1	0.3	1.9
Fuel	160.7	153.0	167.5	159.7	164.9	160.7	294.9	292.1	254.5	161.3	0.0	0.0	1,969.3
Flared	0.0	0.0	0.0	0.0	0.0	0.0	0.0	0.0	0.0	0.0	0.0	0.0	0.0
Vented	0.2	0.1	0.1	0.3	0.0	0.3	0.2	0.1	0.4	0.0	0.0	0.6	2.3
Diff and Other	-47.6	-38.6	-50.1	-55.6	-44.2	-39.6	-60.8	-55.1	-13.3	14.5	80.6	96.8	-213.0
Process and Frac													
Pentanes Plus	0.0	0.0	0.0	0.0	1.8	0.7	1.2	1.3	0.9	1.4	0.7	1.3	9.3
Propane	0.0	0.0	0.0	0.0	0.0	0.0	0.0	0.0	0.0	0.0	0.0	0.0	0.0
Butanes	0.0	0.0	0.0	0.0	0.0	0.0	0.0	0.0	0.0	0.0	0.0	0.0	0.0
Ethane	0.0	0.0	0.0	0.0	0.0	0.0	0.0	0.0	0.0	0.0	0.0	0.0	0.0
NGL	0.0	0.0	0.0	0.0	0.0	0.0	0.0	0.0	0.0	0.0	0.0	0.0	0.0
Sulphur	0.0	0.0	0.0	0.0	0.0	0.0	0.0	0.0	0.0	0.0	0.0	0.0	0.0
Sulphur Closing Inv	0.0	0.0	0.0	0.0	0.0	0.0	0.0	0.0	0.0	0.0	0.0	0.0	0.0

Unit of Measurement: Gas and Gas equivalent products: 1000m3, Liquids: m3, Sulphur: MTS

VPR6200

Facility ID ABGS0003055

Facility Name ENERMARK VALHALLA

Facility Licence # Not Licenced

Facility Operator A76W LONGSHORE

Production Month	201701	201702	201703	201704	201705	201706	201707	201708	201709	201710	201711	201712	Totals
Receipts													
Receipts from Alberta Facilities	332.2	279.6	314.6	144.7	357.6	302.1	354.4	345.0	301.3	292.1	200.4	209.2	3,433.2
Receipts from Non-Alberta Facilities	0.0	0.0	0.0	0.0	0.0	0.0	0.0	0.0	0.0	0.0	0.0	0.0	0.0
Dispositions													
Disposition													
Battery	0.0	0.0	0.0	0.0	0.0	0.0	0.0	0.0	0.0	0.0	0.0	0.0	0.0
Gas Gathering System	323.7	278.8	313.5	144.7	357.6	303.3	354.4	345.0	301.3	292.1	200.4	209.2	3,424.0
Gas Plant	0.0	0.0	0.0	0.0	0.0	0.0	0.0	0.0	0.0	0.0	0.0	0.0	0.0
Injection Facility	0.0	0.0	0.0	0.0	0.0	0.0	0.0	0.0	0.0	0.0	0.0	0.0	0.0
Meter Station	0.0	0.0	0.0	0.0	0.0	0.0	0.0	0.0	0.0	0.0	0.0	0.0	0.0
Other	0.0	0.0	0.0	0.0	0.0	0.0	0.0	0.0	0.0	0.0	0.0	0.0	0.0
Alberta Commercial	0.0	0.0	0.0	0.0	0.0	0.0	0.0	0.0	0.0	0.0	0.0	0.0	0.0
Alberta Industrial	0.0	0.0	0.0	0.0	0.0	0.0	0.0	0.0	0.0	0.0	0.0	0.0	0.0
Alberta Residential	0.0	0.0	0.0	0.0	0.0	0.0	0.0	0.0	0.0	0.0	0.0	0.0	0.0
Alberta Elec.Generation	0.0	0.0	0.0	0.0	0.0	0.0	0.0	0.0	0.0	0.0	0.0	0.0	0.0
Shrinkage													
Acid Gas	0.0	0.0	0.0	0.0	0.0	0.0	0.0	0.0	0.0	0.0	0.0	0.0	0.0
Other products	4.7	4.3	3.7	1.5	2.7	0.7	0.5	1.2	0.9	0.7	2.7	3.0	26.6
Fuel	0.0	0.0	0.0	0.0	0.0	0.0	0.0	0.0	0.0	0.0	0.0	0.0	0.0
Flared	0.0	0.0	0.0	0.0	0.0	0.0	0.0	0.0	0.0	0.0	0.0	0.0	0.0
Vented	0.0	0.0	0.0	0.0	0.0	0.0	0.0	0.0	0.0	0.0	0.0	0.0	0.0
Diff and Other	3.8	-3.5	-2.6	-1.5	-2.7	-1.9	-0.5	-1.2	-0.9	-0.7	-2.7	-3.0	-17.4
Process and Frac													
Pentanes Plus	22.9	20.9	17.8	7.4	12.9	3.2	2.3	5.9	4.5	3.6	13.1	14.4	128.9
Propane	0.0	0.0	0.0	0.0	0.0	0.0	0.0	0.0	0.0	0.0	0.0	0.0	0.0
Butanes	0.0	0.0	0.0	0.0	0.0	0.0	0.0	0.0	0.0	0.0	0.0	0.0	0.0
Ethane	0.0	0.0	0.0	0.0	0.0	0.0	0.0	0.0	0.0	0.0	0.0	0.0	0.0
NGL	0.0	0.0	0.0	0.0	0.0	0.0	0.0	0.0	0.0	0.0	0.0	0.0	0.0
Sulphur	0.0	0.0	0.0	0.0	0.0	0.0	0.0	0.0	0.0	0.0	0.0	0.0	0.0
Sulphur Closing Inv	0.0	0.0	0.0	0.0	0.0	0.0	0.0	0.0	0.0	0.0	0.0	0.0	0.0

Unit of Measurement: Gas and Gas equivalent products: 1000m3, Liquids: m3, Sulphur: MTS

VPR6200

Facility ID ABGS0003124

Facility Name JOSEPHINE GGS

Facility Licence # Not Licenced

Facility Operator OHE9 CNRL

Production Month	201701	201702	201703	201704	201705	201706	201707	201708	201709	201710	201711	201712	Totals
Receipts													
Receipts from Alberta Facilities	449.2	959.1	799.1	852.1	831.4	718.6	736.4	701.1	755.2	833.4	832.8	703.8	9,172.2
Receipts from Non-Alberta Facilities	0.0	0.0	0.0	0.0	0.0	0.0	0.0	0.0	0.0	0.0	0.0	0.0	0.0
Dispositions													
Disposition													
Battery	0.0	0.0	0.0	0.0	0.0	0.0	0.0	0.0	0.0	0.0	0.0	0.0	0.0
Gas Gathering System	393.6	804.4	628.6	648.3	755.1	555.2	671.3	626.5	677.9	774.2	764.6	643.8	7,943.5
Gas Plant	1.1	0.0	0.0	0.0	0.0	0.0	0.0	0.0	0.0	0.0	0.0	0.0	1.1
Injection Facility	0.0	0.0	0.0	0.0	0.0	0.0	0.0	0.0	0.0	0.0	0.0	0.0	0.0
Meter Station	0.0	0.0	0.0	0.0	0.0	0.0	0.0	0.0	0.0	0.0	0.0	0.0	0.0
Other	0.0	0.0	0.0	0.0	0.0	0.0	0.0	0.0	0.0	0.0	0.0	0.0	0.0
Alberta Commercial	0.0	0.0	0.0	0.0	0.0	0.0	0.0	0.0	0.0	0.0	0.0	0.0	0.0
Alberta Industrial	0.0	0.0	0.0	0.0	0.0	0.0	0.0	0.0	0.0	0.0	0.0	0.0	0.0
Alberta Residential	0.0	0.0	0.0	0.0	0.0	0.0	0.0	0.0	0.0	0.0	0.0	0.0	0.0
Alberta Elec.Generation	0.0	0.0	0.0	0.0	0.0	0.0	0.0	0.0	0.0	0.0	0.0	0.0	0.0
Shrinkage													
Acid Gas	0.0	0.0	0.0	0.0	0.0	0.0	0.0	0.0	0.0	0.0	0.0	0.0	0.0
Other products	0.6	0.0	0.0	0.0	0.0	0.0	4.7	1.0	0.6	0.8	3.1	0.6	11.4
Fuel	43.4	33.9	42.2	41.2	47.0	47.2	40.4	50.5	42.2	57.3	53.9	49.8	549.0
Flared	0.0	0.0	0.0	0.0	0.0	0.0	0.0	0.0	0.0	0.0	0.0	0.0	0.0
Vented	0.0	0.0	0.0	0.0	0.0	0.0	0.0	0.0	0.0	0.0	0.0	0.0	0.0
Diff and Other	10.5	120.8	128.3	162.6	29.3	116.2	20.0	23.1	34.5	1.1	11.2	9.6	667.2
Process and Frac													
Pentanes Plus	3.0	0.0	0.0	0.0	0.0	0.0	22.6	4.6	2.8	3.8	15.1	3.0	54.9
Propane	0.0	0.0	0.0	0.0	0.0	0.0	0.0	0.0	0.0	0.0	0.0	0.0	0.0
Butanes	0.0	0.0	0.0	0.0	0.0	0.0	0.0	0.0	0.0	0.0	0.0	0.0	0.0
Ethane	0.0	0.0	0.0	0.0	0.0	0.0	0.0	0.0	0.0	0.0	0.0	0.0	0.0
NGL	0.0	0.0	0.0	0.0	0.0	0.0	0.0	0.0	0.0	0.0	0.0	0.0	0.0
Sulphur	0.0	0.0	0.0	0.0	0.0	0.0	0.0	0.0	0.0	0.0	0.0	0.0	0.0
Sulphur Closing Inv	0.0	0.0	0.0	0.0	0.0	0.0	0.0	0.0	0.0	0.0	0.0	0.0	0.0

Unit of Measurement: Gas and Gas equivalent products: 1000m3, Liquids: m3, Sulphur: MTS

VPR6200

Facility ID ABGS0003249

Facility Name PENN WEST WAINWRIGHT

Facility Licence # 9646

Facility Operator A7BY CLEO ENERGY

Production Month	201701	201702	201703	201704	201705	201706	201707	201708	201709	201710	201711	201712	Totals
Receipts													
Receipts from Alberta Facilities	4,141.5	3,865.7	4,261.8	4,122.5	4,147.2	4,030.2	3,831.5	3,910.2	3,978.1	3,907.0	3,737.3	3,878.4	47,811.4
Receipts from Non-Alberta Facilities	0.0	0.0	0.0	0.0	0.0	0.0	0.0	0.0	0.0	0.0	0.0	0.0	0.0
Dispositions													
Disposition													
Battery	0.0	0.0	0.0	0.0	0.0	0.0	0.0	0.0	0.0	0.0	0.0	0.0	0.0
Gas Gathering System	0.0	0.0	0.0	0.0	0.0	0.0	0.0	0.0	0.0	0.0	0.0	0.0	0.0
Gas Plant	0.0	0.0	0.0	0.0	0.0	0.0	0.0	0.0	0.0	0.0	0.0	0.0	0.0
Injection Facility	0.0	0.0	0.0	0.0	0.0	0.0	0.0	0.0	0.0	0.0	0.0	0.0	0.0
Meter Station	3,325.4	3,084.9	3,422.3	3,361.2	3,375.1	3,230.1	3,141.7	3,313.7	3,396.5	3,377.8	3,119.6	3,043.3	39,191.6
Other	0.0	0.0	0.0	0.0	0.0	0.0	0.0	0.0	0.0	0.0	0.0	0.0	0.0
Alberta Commercial	0.0	0.0	0.0	0.0	0.0	0.0	0.0	0.0	0.0	0.0	0.0	0.0	0.0
Alberta Industrial	0.0	0.0	0.0	0.0	0.0	0.0	0.0	0.0	0.0	0.0	0.0	0.0	0.0
Alberta Residential	0.0	0.0	0.0	0.0	0.0	0.0	0.0	0.0	0.0	0.0	0.0	0.0	0.0
Alberta Elec.Generation	0.0	0.0	0.0	0.0	0.0	0.0	0.0	0.0	0.0	0.0	0.0	0.0	0.0
Shrinkage													
Acid Gas	0.0	0.0	0.0	0.0	0.0	0.0	0.0	0.0	0.0	0.0	0.0	0.0	0.0
Other products	7.7	6.8	6.7	6.7	6.7	16.5	6.3	6.3	5.4	5.5	5.1	5.1	84.8
Fuel	156.6	144.8	159.6	183.5	150.6	145.9	143.7	149.0	152.8	155.4	153.7	157.6	1,853.2
Flared	0.0	0.0	0.0	0.0	0.0	0.0	0.0	0.0	0.0	0.0	0.0	0.0	0.0
Vented	0.0	0.0	0.0	0.0	0.0	0.0	0.0	0.0	0.0	0.0	0.0	0.0	0.0
Diff and Other	651.8	629.2	673.2	571.1	614.8	637.7	539.8	441.2	423.4	368.3	458.9	672.4	6,681.8
Process and Frac													
Pentanes Plus	37.4	32.8	32.6	32.6	32.4	79.9	30.6	30.4	26.0	26.5	24.5	24.6	410.3
Propane	0.0	0.0	0.0	0.0	0.0	0.0	0.0	0.0	0.0	0.0	0.0	0.0	0.0
Butanes	0.0	0.0	0.0	0.0	0.0	0.0	0.0	0.0	0.0	0.0	0.0	0.0	0.0
Ethane	0.0	0.0	0.0	0.0	0.0	0.0	0.0	0.0	0.0	0.0	0.0	0.0	0.0
NGL	0.0	0.0	0.0	0.0	0.0	0.0	0.0	0.0	0.0	0.0	0.0	0.0	0.0
Sulphur	0.0	0.0	0.0	0.0	0.0	0.0	0.0	0.0	0.0	0.0	0.0	0.0	0.0
Sulphur Closing Inv	0.0	0.0	0.0	0.0	0.0	0.0	0.0	0.0	0.0	0.0	0.0	0.0	0.0

Unit of Measurement: Gas and Gas equivalent products: 1000m3, Liquids: m3, Sulphur: MTS

VPR6200

Facility ID ABGS0003268

Facility Name IMPERIAL WEST PEMBINA

Facility Licence # Not Licenced

Facility Operator A5BE WHITECAP

Production Month	201701	201702	201703	201704	201705	201706	201707	201708	201709	201710	201711	201712	Totals
Receipts													
Receipts from Alberta Facilities	2,439.6	2,066.8	2,232.0	2,251.7	2,271.1	2,403.2	2,729.3	2,848.4	2,779.0	2,521.7	2,173.7	2,079.5	28,796.0
Receipts from Non-Alberta Facilities	0.0	0.0	0.0	0.0	0.0	0.0	0.0	0.0	0.0	0.0	0.0	0.0	0.0
Dispositions													
Disposition													
Battery	0.0	0.0	0.3	9.3	7.3	7.6	9.0	9.6	9.7	10.6	11.8	12.2	87.4
Gas Gathering System	2,441.3	2,070.2	2,284.5	2,235.9	2,287.6	2,521.0	2,738.3	2,806.7	2,783.2	2,520.8	2,170.0	2,385.4	29,244.9
Gas Plant	0.0	0.0	0.0	0.0	0.0	0.0	0.0	0.0	0.0	0.0	0.0	0.0	0.0
Injection Facility	0.0	0.0	0.0	0.0	0.0	0.0	0.0	0.0	0.0	0.0	0.0	0.0	0.0
Meter Station	0.0	0.0	0.0	0.0	0.0	0.0	0.0	0.0	0.0	0.0	0.0	0.0	0.0
Other	0.0	0.0	0.0	0.0	0.0	0.0	0.0	0.0	0.0	0.0	0.0	0.0	0.0
Alberta Commercial	0.0	0.0	0.0	0.0	0.0	0.0	0.0	0.0	0.0	0.0	0.0	0.0	0.0
Alberta Industrial	0.0	0.0	0.0	0.0	0.0	0.0	0.0	0.0	0.0	0.0	0.0	0.0	0.0
Alberta Residential	0.0	0.0	0.0	0.0	0.0	0.0	0.0	0.0	0.0	0.0	0.0	0.0	0.0
Alberta Elec.Generation	0.0	0.0	0.0	0.0	0.0	0.0	0.0	0.0	0.0	0.0	0.0	0.0	0.0
Shrinkage													
Acid Gas	0.0	0.0	0.0	0.0	0.0	0.0	0.0	0.0	0.0	0.0	0.0	0.0	0.0
Other products	0.0	0.0	0.1	0.0	0.0	0.0	0.0	0.0	0.0	0.0	0.0	0.0	0.1
Fuel	9.1	39.4	9.5	9.6	10.6	9.4	7.6	6.7	6.9	6.7	5.9	6.0	127.4
Flared	2.3	10.3	0.0	0.8	14.7	0.3	3.9	24.0	0.0	6.7	15.0	1.7	79.7
Vented	0.0	0.0	0.0	0.0	0.0	0.0	0.0	0.0	0.0	0.0	0.0	0.0	0.0
Diff and Other	-13.1	-53.1	-62.4	-3.9	-49.1	-135.1	-29.5	1.4	-20.8	-23.1	-29.0	-325.8	-743.5
Process and Frac													
Pentanes Plus	0.0	0.0	0.3	0.0	0.0	0.0	0.0	0.0	0.0	0.0	0.0	0.0	0.3
Propane	0.0	0.0	0.0	0.0	0.0	0.0	0.0	0.0	0.0	0.0	0.0	0.0	0.0
Butanes	0.0	0.0	0.0	0.0	0.0	0.0	0.0	0.0	0.0	0.0	0.0	0.0	0.0
Ethane	0.0	0.0	0.0	0.0	0.0	0.0	0.0	0.0	0.0	0.0	0.0	0.0	0.0
NGL	0.0	0.0	0.0	0.0	0.0	0.0	0.0	0.0	0.0	0.0	0.0	0.0	0.0
Sulphur	0.0	0.0	0.0	0.0	0.0	0.0	0.0	0.0	0.0	0.0	0.0	0.0	0.0
Sulphur Closing Inv	0.0	0.0	0.0	0.0	0.0	0.0	0.0	0.0	0.0	0.0	0.0	0.0	0.0

Unit of Measurement: Gas and Gas equivalent products: 1000m3, Liquids: m3, Sulphur: MTS

VPR6200

Facility ID ABGS0003329

Facility Name RIO ALTO TONY CREEK NORTH

Facility Licence # Not Licenced

Facility Operator OHE9 CNRL

Production Month	201701	201702	201703	201704	201705	201706	201707	201708	201709	201710	201711	201712	Totals
Receipts													
Receipts from Alberta Facilities	1,699.6	4,127.8	3,849.0	3,828.7	4,223.3	4,307.6	3,943.7	3,173.3	2,862.1	2,459.1	2,628.9	2,830.7	39,933.8
Receipts from Non-Alberta Facilities	0.0	0.0	0.0	0.0	0.0	0.0	0.0	0.0	0.0	0.0	0.0	0.0	0.0
Dispositions													
Disposition													
Battery	0.0	0.0	0.0	0.0	0.0	0.0	0.0	0.0	0.0	0.0	0.0	0.0	0.0
Gas Gathering System	0.0	0.0	0.0	0.0	0.0	0.0	0.0	0.0	0.0	0.0	0.0	0.0	0.0
Gas Plant	1,603.6	4,036.1	3,749.6	3,741.0	4,130.8	4,213.3	3,833.2	3,079.4	2,783.7	2,384.4	2,575.5	2,774.2	38,904.8
Injection Facility	0.0	0.0	0.0	0.0	0.0	0.0	0.0	0.0	0.0	0.0	0.0	0.0	0.0
Meter Station	0.0	0.0	0.0	0.0	0.0	0.0	0.0	0.0	0.0	0.0	0.0	0.0	0.0
Other	0.0	0.0	0.0	0.0	0.0	0.0	0.0	0.0	0.0	0.0	0.0	0.0	0.0
Alberta Commercial	0.0	0.0	0.0	0.0	0.0	0.0	0.0	0.0	0.0	0.0	0.0	0.0	0.0
Alberta Industrial	0.0	0.0	0.0	0.0	0.0	0.0	0.0	0.0	0.0	0.0	0.0	0.0	0.0
Alberta Residential	0.0	0.0	0.0	0.0	0.0	0.0	0.0	0.0	0.0	0.0	0.0	0.0	0.0
Alberta Elec.Generation	0.0	0.0	0.0	0.0	0.0	0.0	0.0	0.0	0.0	0.0	0.0	0.0	0.0
Shrinkage													
Acid Gas	0.0	0.0	0.0	0.0	0.0	0.0	0.0	0.0	0.0	0.0	0.0	0.0	0.0
Other products	0.0	5.7	3.3	2.5	1.9	11.9	11.7	5.1	2.9	2.3	0.0	2.0	49.3
Fuel	96.0	86.6	95.9	85.0	90.3	81.7	99.6	88.9	75.6	72.5	53.4	54.6	980.1
Flared	0.0	0.0	0.0	0.0	0.0	0.0	0.0	0.0	0.0	0.0	0.0	0.0	0.0
Vented	0.0	0.0	0.0	0.0	0.2	0.0	0.0	0.0	0.0	0.0	0.0	0.0	0.2
Diff and Other	0.0	-0.6	0.2	0.2	0.1	0.7	-0.8	-0.1	-0.1	-0.1	0.0	-0.1	-0.6
Process and Frac													
Pentanes Plus	0.0	27.7	15.9	12.2	9.4	57.6	56.5	24.6	13.8	11.0	0.0	9.5	238.2
Propane	0.0	0.0	0.0	0.0	0.0	0.0	0.0	0.0	0.0	0.0	0.0	0.0	0.0
Butanes	0.0	0.0	0.0	0.0	0.0	0.0	0.0	0.0	0.0	0.0	0.0	0.0	0.0
Ethane	0.0	0.0	0.0	0.0	0.0	0.0	0.0	0.0	0.0	0.0	0.0	0.0	0.0
NGL	0.0	0.0	0.0	0.0	0.0	0.0	0.0	0.0	0.0	0.0	0.0	0.0	0.0
Sulphur	0.0	0.0	0.0	0.0	0.0	0.0	0.0	0.0	0.0	0.0	0.0	0.0	0.0
Sulphur Closing Inv	0.0	0.0	0.0	0.0	0.0	0.0	0.0	0.0	0.0	0.0	0.0	0.0	0.0

Unit of Measurement: Gas and Gas equivalent products: 1000m3, Liquids: m3, Sulphur: MTS

VPR6200
Facility ID ABGS0003362

Facility Name AMOCO WILLESDEN GREEN

Facility Licence # 9130

Facility Operator OBP8 OBE

Production Month	201701	201702	201703	201704	201705	201706	201707	201708	201709	201710	201711	201712	Totals
Receipts													
Receipts from Alberta Facilities	2,567.7	2,272.9	2,270.3	3,466.4	3,839.3	3,977.2	5,523.5	4,805.3	2,895.1	2,576.4	5,348.7	11,079.4	50,622.2
Receipts from Non-Alberta Facilities	0.0	0.0	0.0	0.0	0.0	0.0	0.0	0.0	0.0	0.0	0.0	0.0	0.0
Dispositions													
Disposition													
Battery	2.3	2.4	2.7	4.4	5.3	5.7	12.5	9.1	4.5	5.2	3.6	23.8	81.5
Gas Gathering System	0.0	0.0	0.0	0.0	0.0	0.0	0.0	0.0	0.0	0.0	0.0	0.0	0.0
Gas Plant	2,595.5	2,314.9	2,321.7	3,458.7	3,878.0	3,988.9	5,581.6	5,034.5	3,043.3	2,626.4	5,454.6	10,848.9	51,147.0
Injection Facility	0.0	0.0	0.0	0.0	0.0	0.0	0.0	0.0	0.0	0.0	0.0	0.0	0.0
Meter Station	0.0	0.0	0.0	0.0	0.0	0.0	0.0	0.0	0.0	0.0	0.0	0.0	0.0
Other	0.0	0.0	0.0	0.0	0.0	0.0	0.0	0.0	0.0	0.0	0.0	0.0	0.0
Alberta Commercial	0.0	0.0	0.0	0.0	0.0	0.0	0.0	0.0	0.0	0.0	0.0	0.0	0.0
Alberta Industrial	0.0	0.0	0.0	0.0	0.0	0.0	0.0	0.0	0.0	0.0	0.0	0.0	0.0
Alberta Residential	0.0	0.0	0.0	0.0	0.0	0.0	0.0	0.0	0.0	0.0	0.0	0.0	0.0
Alberta Elec.Generation	0.0	0.0	0.0	0.0	0.0	0.0	0.0	0.0	0.0	0.0	0.0	0.0	0.0
Shrinkage													
Acid Gas	0.0	0.0	0.0	0.0	0.0	0.0	0.0	0.0	0.0	0.0	0.0	0.0	0.0
Other products	21.1	21.9	25.3	41.0	49.1	53.3	116.2	84.7	43.0	48.2	22.0	221.2	747.0
Fuel	0.0	0.0	0.0	0.0	0.0	0.0	0.0	0.0	0.0	0.0	0.0	0.0	0.0
Flared	0.0	0.0	0.0	0.0	0.0	0.0	0.0	0.0	0.0	0.0	0.0	0.0	0.0
Vented	0.0	0.0	0.0	0.0	0.0	0.0	0.0	0.0	0.0	0.0	0.0	0.0	0.0
Diff and Other	-51.2	-66.3	-79.4	-37.7	-93.1	-70.7	-186.8	-323.0	-195.7	-103.4	-131.5	-14.5	-1,353.3
Process and Frac													
Pentanes Plus	102.3	105.8	122.4	198.2	237.8	258.0	562.4	409.7	208.2	233.3	106.4	1,070.5	3,615.0
Propane	0.0	0.0	0.0	0.0	0.0	0.0	0.0	0.0	0.0	0.0	0.0	0.0	0.0
Butanes	0.0	0.0	0.0	0.0	0.0	0.0	0.0	0.0	0.0	0.0	0.0	0.0	0.0
Ethane	0.0	0.0	0.0	0.0	0.0	0.0	0.0	0.0	0.0	0.0	0.0	0.0	0.0
NGL	0.0	0.0	0.0	0.0	0.0	0.0	0.0	0.0	0.0	0.0	0.0	0.0	0.0
Sulphur	0.0	0.0	0.0	0.0	0.0	0.0	0.0	0.0	0.0	0.0	0.0	0.0	0.0
Sulphur Closing Inv	0.0	0.0	0.0	0.0	0.0	0.0	0.0	0.0	0.0	0.0	0.0	0.0	0.0

Unit of Measurement: Gas and Gas equivalent products: 1000m3, Liquids: m3, Sulphur: MTS

VPR6200

Facility ID ABGS0003387

Facility Name CONOCO MINEHEAD

Facility Licence # Not Licenced

Facility Operator A5D4 CVE

Production Month	201701	201702	201703	201704	201705	201706	201707	201708	201709	201710	201711	201712	Totals
Receipts													
Receipts from Alberta Facilities	1,847.6	1,953.6	2,794.1	2,321.8	2,501.2	2,430.6	2,529.7	2,308.2	1,731.9	934.1	1,376.2	1,911.5	24,640.5
Receipts from Non-Alberta Facilities	0.0	0.0	0.0	0.0	0.0	0.0	0.0	0.0	0.0	0.0	0.0	0.0	0.0
Dispositions													
Disposition													
Battery	0.0	0.0	0.0	0.0	0.0	0.0	0.0	0.0	0.0	0.0	0.0	0.0	0.0
Gas Gathering System	1,726.4	1,836.5	2,655.2	2,200.8	2,377.9	2,316.2	2,416.5	2,189.7	1,617.5	821.2	1,264.8	1,784.5	23,207.2
Gas Plant	0.0	0.0	0.0	0.0	0.0	0.0	0.0	0.0	0.0	0.0	0.0	0.0	0.0
Injection Facility	0.0	0.0	0.0	0.0	0.0	0.0	0.0	0.0	0.0	0.0	0.0	0.0	0.0
Meter Station	0.0	0.0	0.0	0.0	0.0	0.0	0.0	0.0	0.0	0.0	0.0	0.0	0.0
Other	0.0	0.0	0.0	0.0	0.0	0.0	0.0	0.0	0.0	0.0	0.0	0.0	0.0
Alberta Commercial	0.0	0.0	0.0	0.0	0.0	0.0	0.0	0.0	0.0	0.0	0.0	0.0	0.0
Alberta Industrial	0.0	0.0	0.0	0.0	0.0	0.0	0.0	0.0	0.0	0.0	0.0	0.0	0.0
Alberta Residential	0.0	0.0	0.0	0.0	0.0	0.0	0.0	0.0	0.0	0.0	0.0	0.0	0.0
Alberta Elec.Generation	0.0	0.0	0.0	0.0	0.0	0.0	0.0	0.0	0.0	0.0	0.0	0.0	0.0
Shrinkage													
Acid Gas	0.0	0.0	0.0	0.0	0.0	0.0	0.0	0.0	0.0	0.0	0.0	0.0	0.0
Other products	3.5	8.5	2.5	1.0	0.9	0.7	0.0	0.0	0.0	0.0	0.0	0.0	17.1
Fuel	117.5	108.3	136.5	117.8	121.8	113.7	112.8	118.5	113.8	112.3	111.1	125.9	1,410.0
Flared	0.0	0.0	0.0	0.0	0.0	0.0	0.0	0.0	0.0	0.0	0.0	0.0	0.0
Vented	0.2	0.3	0.0	0.0	0.6	0.0	0.4	0.0	0.1	0.3	0.3	1.1	3.3
Diff and Other	0.0	0.0	-0.1	2.2	0.0	0.0	0.0	0.0	0.5	0.3	0.0	0.0	2.9
Process and Frac													
Pentanes Plus	16.8	41.3	11.9	4.6	4.4	3.2	0.0	0.0	0.0	0.0	0.0	0.0	82.2
Propane	0.0	0.0	0.0	0.0	0.0	0.0	0.0	0.0	0.0	0.0	0.0	0.0	0.0
Butanes	0.0	0.0	0.0	0.0	0.0	0.0	0.0	0.0	0.0	0.0	0.0	0.0	0.0
Ethane	0.0	0.0	0.0	0.0	0.0	0.0	0.0	0.0	0.0	0.0	0.0	0.0	0.0
NGL	0.0	0.0	0.0	0.0	0.0	0.0	0.0	0.0	0.0	0.0	0.0	0.0	0.0
Sulphur	0.0	0.0	0.0	0.0	0.0	0.0	0.0	0.0	0.0	0.0	0.0	0.0	0.0
Sulphur Closing Inv	0.0	0.0	0.0	0.0	0.0	0.0	0.0	0.0	0.0	0.0	0.0	0.0	0.0

Unit of Measurement: Gas and Gas equivalent products: 1000m3, Liquids: m3, Sulphur: MTS

VPR6200
Facility ID ABGS0003419

Facility Name PANCDN HOME/RIMB SYS #2

Facility Licence # Not Licenced

Facility Operator A5RX BEC

Production Month	201701	201702	201703	201704	201705	201706	201707	201708	201709	201710	201711	201712	Totals
Receipts													
Receipts from Alberta Facilities	719.8	582.4	637.3	571.4	623.6	576.6	592.5	638.1	602.0	631.0	622.8	589.9	7,387.4
Receipts from Non-Alberta Facilities	0.0	0.0	0.0	0.0	0.0	0.0	0.0	0.0	0.0	0.0	0.0	0.0	0.0
Dispositions													
Disposition													
Battery	0.0	0.0	0.0	0.0	0.0	0.0	0.0	0.0	0.0	0.0	0.0	0.0	0.0
Gas Gathering System	663.0	557.0	564.1	497.2	541.7	541.7	506.4	534.2	491.4	532.6	507.6	514.7	6,451.6
Gas Plant	0.0	0.0	0.0	0.0	0.0	0.0	0.0	0.0	0.0	0.0	0.0	0.0	0.0
Injection Facility	0.0	0.0	0.0	0.0	0.0	0.0	0.0	0.0	0.0	0.0	0.0	0.0	0.0
Meter Station	0.0	0.0	0.0	0.0	0.0	0.0	0.0	0.0	0.0	0.0	0.0	0.0	0.0
Other	0.0	0.0	0.0	0.0	0.0	0.0	0.0	0.0	0.0	0.0	0.0	0.0	0.0
Alberta Commercial	0.0	0.0	0.0	0.0	0.0	0.0	0.0	0.0	0.0	0.0	0.0	0.0	0.0
Alberta Industrial	0.0	0.0	0.0	0.0	0.0	0.0	0.0	0.0	0.0	0.0	0.0	0.0	0.0
Alberta Residential	0.0	0.0	0.0	0.0	0.0	0.0	0.0	0.0	0.0	0.0	0.0	0.0	0.0
Alberta Elec.Generation	0.0	0.0	0.0	0.0	0.0	0.0	0.0	0.0	0.0	0.0	0.0	0.0	0.0
Shrinkage													
Acid Gas	0.0	0.0	0.0	0.0	0.0	0.0	0.0	0.0	0.0	0.0	0.0	0.0	0.0
Other products	1.0	2.2	2.0	1.2	1.1	1.7	1.2	1.9	1.0	1.2	2.1	1.0	17.6
Fuel	47.2	43.5	47.2	40.2	50.8	40.8	43.7	50.5	54.4	46.3	44.5	44.4	553.5
Flared	0.0	0.0	0.0	0.0	0.0	0.0	0.0	0.0	0.0	0.0	0.0	0.0	0.0
Vented	0.0	0.0	0.0	0.0	0.0	0.0	0.0	0.0	0.0	0.0	0.0	0.0	0.0
Diff and Other	8.6	-20.3	24.0	32.8	30.0	-7.6	41.2	51.5	55.2	50.9	68.6	29.8	364.7
Process and Frac													
Pentanes Plus	4.6	10.5	9.9	5.8	5.3	8.3	6.0	9.2	4.9	5.9	10.1	4.7	85.2
Propane	0.0	0.0	0.0	0.0	0.0	0.0	0.0	0.0	0.0	0.0	0.0	0.0	0.0
Butanes	0.0	0.0	0.0	0.0	0.0	0.0	0.0	0.0	0.0	0.0	0.0	0.0	0.0
Ethane	0.0	0.0	0.0	0.0	0.0	0.0	0.0	0.0	0.0	0.0	0.0	0.0	0.0
NGL	0.0	0.0	0.0	0.0	0.0	0.0	0.0	0.0	0.0	0.0	0.0	0.0	0.0
Sulphur	0.0	0.0	0.0	0.0	0.0	0.0	0.0	0.0	0.0	0.0	0.0	0.0	0.0
Sulphur Closing Inv	0.0	0.0	0.0	0.0	0.0	0.0	0.0	0.0	0.0	0.0	0.0	0.0	0.0

Unit of Measurement: Gas and Gas equivalent products: 1000m3, Liquids: m3, Sulphur: MTS

VPR6200
Facility ID ABGS0003443

Facility Name ROZSA PHILP

Facility Licence # Not Licenced

Facility Operator OHE9 CNRL

Production Month	201701	201702	201703	201704	201705	201706	201707	201708	201709	201710	201711	201712	Totals
Receipts													
Receipts from Alberta Facilities	1,212.0	1,215.4	1,354.0	1,338.0	1,301.5	1,245.7	1,228.1	1,182.0	1,193.2	1,188.1	1,162.6	1,156.1	14,776.7
Receipts from Non-Alberta Facilities	0.0	0.0	0.0	0.0	0.0	0.0	0.0	0.0	0.0	0.0	0.0	0.0	0.0
Dispositions													
Disposition													
Battery	0.0	0.0	0.0	0.0	0.0	0.0	0.0	0.0	0.0	0.0	0.0	0.0	0.0
Gas Gathering System	0.0	0.0	0.0	0.0	0.0	0.0	0.0	0.0	0.0	0.0	0.0	0.0	0.0
Gas Plant	0.0	0.0	0.0	0.0	0.0	0.0	0.0	0.0	0.0	0.0	0.0	0.0	0.0
Injection Facility	0.0	0.0	0.0	0.0	0.0	0.0	0.0	0.0	0.0	0.0	0.0	0.0	0.0
Meter Station	1,036.9	1,034.8	1,191.9	1,157.8	1,120.9	1,076.5	1,043.4	1,060.8	1,029.8	1,023.9	1,005.1	1,002.4	12,784.2
Other	0.0	0.0	0.0	0.0	0.0	0.0	0.0	0.0	0.0	0.0	0.0	0.0	0.0
Alberta Commercial	0.0	0.0	0.0	0.0	0.0	0.0	34.9	7.3	0.3	0.0	0.0	0.0	42.5
Alberta Industrial	0.0	0.0	0.0	0.0	0.0	0.0	0.0	0.0	0.0	0.0	0.0	0.0	0.0
Alberta Residential	0.0	0.0	0.0	0.0	0.0	0.0	0.0	0.0	0.0	0.0	0.0	0.0	0.0
Alberta Elec.Generation	0.0	0.0	0.0	0.0	0.0	0.0	0.0	0.0	0.0	0.0	0.0	0.0	0.0
Shrinkage													
Acid Gas	0.0	0.0	0.0	0.0	0.0	0.0	0.0	0.0	0.0	0.0	0.0	0.0	0.0
Other products	1.2	1.9	1.2	1.2	1.2	1.2	1.4	1.2	1.2	1.4	1.4	1.0	15.5
Fuel	135.6	146.4	160.5	165.3	164.2	158.7	163.7	161.2	157.3	162.5	160.6	164.8	1,900.8
Flared	0.0	0.0	0.0	0.0	0.0	0.0	0.0	0.0	0.0	0.0	0.0	0.0	0.0
Vented	0.7	0.0	0.0	0.0	0.0	0.0	0.0	0.0	0.0	0.7	0.0	0.0	1.4
Diff and Other	37.6	32.3	0.4	13.7	15.2	9.3	-15.3	-48.5	4.6	-0.4	-4.5	-12.1	32.3
Process and Frac													
Pentanes Plus	6.0	9.0	6.0	6.0	6.0	6.0	7.0	6.0	6.0	7.0	7.0	5.0	77.0
Propane	0.0	0.0	0.0	0.0	0.0	0.0	0.0	0.0	0.0	0.0	0.0	0.0	0.0
Butanes	0.0	0.0	0.0	0.0	0.0	0.0	0.0	0.0	0.0	0.0	0.0	0.0	0.0
Ethane	0.0	0.0	0.0	0.0	0.0	0.0	0.0	0.0	0.0	0.0	0.0	0.0	0.0
NGL	0.0	0.0	0.0	0.0	0.0	0.0	0.0	0.0	0.0	0.0	0.0	0.0	0.0
Sulphur	0.0	0.0	0.0	0.0	0.0	0.0	0.0	0.0	0.0	0.0	0.0	0.0	0.0
Sulphur Closing Inv	0.0	0.0	0.0	0.0	0.0	0.0	0.0	0.0	0.0	0.0	0.0	0.0	0.0

Unit of Measurement: Gas and Gas equivalent products: 1000m3, Liquids: m3, Sulphur: MTS

VPR6200

Facility ID ABGS0003475

Facility Name ENCAL MEDICINE RIVER

Facility Licence # Not Licenced

Facility Operator OTM9 NAL

Production Month	201701	201702	201703	201704	201705	201706	201707	201708	201709	201710	201711	201712	Totals
Receipts													
Receipts from Alberta Facilities	2,653.1	2,397.0	2,731.9	2,679.4	1,817.8	2,578.5	2,450.0	2,504.9	2,491.4	2,545.0	2,380.1	2,559.3	29,788.4
Receipts from Non-Alberta Facilities	0.0	0.0	0.0	0.0	0.0	0.0	0.0	0.0	0.0	0.0	0.0	0.0	0.0
Dispositions													
Disposition													
Battery	0.0	0.0	0.0	0.0	0.0	0.0	0.0	0.0	0.0	0.0	0.0	0.0	0.0
Gas Gathering System	2,496.1	2,257.3	2,573.3	2,554.4	1,779.8	2,512.0	2,356.7	2,414.5	2,390.9	2,390.0	2,219.1	2,417.3	28,361.4
Gas Plant	0.0	0.0	0.0	0.0	0.0	0.0	0.0	0.0	0.0	0.0	0.0	0.0	0.0
Injection Facility	0.0	0.0	0.0	0.0	0.0	0.0	0.0	0.0	0.0	0.0	0.0	0.0	0.0
Meter Station	0.0	0.0	0.0	0.0	0.0	0.0	0.0	0.0	0.0	0.0	0.0	0.0	0.0
Other	0.0	0.0	0.0	0.0	0.0	0.0	0.0	0.0	0.0	0.0	0.0	0.0	0.0
Alberta Commercial	0.0	0.0	0.0	0.0	0.0	0.0	0.0	0.0	0.0	0.0	0.0	0.0	0.0
Alberta Industrial	0.0	0.0	0.0	0.0	0.0	0.0	0.0	0.0	0.0	0.0	0.0	0.0	0.0
Alberta Residential	0.0	0.0	0.0	0.0	0.0	0.0	0.0	0.0	0.0	0.0	0.0	0.0	0.0
Alberta Elec.Generation	0.0	0.0	0.0	0.0	0.0	0.0	0.0	0.0	0.0	0.0	0.0	0.0	0.0
Shrinkage													
Acid Gas	0.0	0.0	0.0	0.0	0.0	0.0	0.0	0.0	0.0	0.0	0.0	0.0	0.0
Other products	0.0	0.0	0.0	0.0	0.0	0.0	0.0	2.8	3.0	0.0	0.0	5.2	11.0
Fuel	118.4	106.2	118.0	106.4	71.6	110.6	112.7	115.0	112.4	118.1	114.2	117.4	1,321.0
Flared	0.0	0.0	0.0	0.0	0.0	0.0	0.0	0.0	0.0	0.0	0.0	0.0	0.0
Vented	0.0	0.3	0.0	0.1	0.0	0.0	0.0	0.0	0.0	0.0	0.0	0.0	0.4
Diff and Other	38.6	33.2	40.6	18.5	-33.6	-44.1	-19.4	-27.4	-14.9	36.9	46.8	19.4	94.6
Process and Frac													
Pentanes Plus	0.0	0.0	0.0	0.0	0.0	0.0	0.0	13.5	14.7	0.0	0.0	25.4	53.6
Propane	0.0	0.0	0.0	0.0	0.0	0.0	0.0	0.0	0.0	0.0	0.0	0.0	0.0
Butanes	0.0	0.0	0.0	0.0	0.0	0.0	0.0	0.0	0.0	0.0	0.0	0.0	0.0
Ethane	0.0	0.0	0.0	0.0	0.0	0.0	0.0	0.0	0.0	0.0	0.0	0.0	0.0
NGL	0.0	0.0	0.0	0.0	0.0	0.0	0.0	0.0	0.0	0.0	0.0	0.0	0.0
Sulphur	0.0	0.0	0.0	0.0	0.0	0.0	0.0	0.0	0.0	0.0	0.0	0.0	0.0
Sulphur Closing Inv	0.0	0.0	0.0	0.0	0.0	0.0	0.0	0.0	0.0	0.0	0.0	0.0	0.0

Unit of Measurement: Gas and Gas equivalent products: 1000m3, Liquids: m3, Sulphur: MTS

VPR6200

Facility ID ABGS0003514

Facility Name NORCEN HOADLEY

Facility Licence # Not Licenced

Facility Operator A5RX BEC

Production Month	201701	201702	201703	201704	201705	201706	201707	201708	201709	201710	201711	201712	Totals
Receipts													
Receipts from Alberta Facilities	30,614.5	27,492.9	29,572.3	28,718.6	27,613.2	26,409.8	28,328.2	29,421.8	28,190.1	27,064.0	26,374.4	26,260.7	336,060.5
Receipts from Non-Alberta Facilities	0.0	0.0	0.0	0.0	0.0	0.0	0.0	0.0	0.0	0.0	0.0	0.0	0.0
Dispositions													
Disposition													
Battery	0.0	0.0	0.0	0.0	0.0	0.0	0.0	0.0	0.0	0.0	0.0	0.0	0.0
Gas Gathering System	0.0	0.0	0.0	0.0	0.0	0.0	0.0	2,258.3	2,137.5	738.8	0.0	0.0	5,134.6
Gas Plant	30,506.5	27,344.0	29,694.0	28,598.5	27,617.0	26,361.2	28,285.7	27,063.6	25,513.2	26,229.1	26,215.1	26,370.7	329,798.6
Injection Facility	0.0	0.0	0.0	0.0	0.0	0.0	0.0	0.0	0.0	0.0	0.0	0.0	0.0
Meter Station	0.0	0.0	0.0	0.0	0.0	0.0	0.0	0.0	0.0	0.0	0.0	0.0	0.0
Other	0.0	0.0	0.0	0.0	0.0	0.0	0.0	0.0	0.0	0.0	0.0	0.0	0.0
Alberta Commercial	0.0	0.0	0.0	0.0	0.0	0.0	0.0	0.0	0.0	0.0	0.0	0.0	0.0
Alberta Industrial	0.0	0.0	0.0	0.0	0.0	0.0	0.0	0.0	0.0	0.0	0.0	0.0	0.0
Alberta Residential	0.0	0.0	0.0	0.0	0.0	0.0	0.0	0.0	0.0	0.0	0.0	0.0	0.0
Alberta Elec.Generation	0.0	0.0	0.0	0.0	0.0	0.0	0.0	0.0	0.0	0.0	0.0	0.0	0.0
Shrinkage													
Acid Gas	0.0	0.0	0.0	0.0	0.0	0.0	0.0	0.0	0.0	0.0	0.0	0.0	0.0
Other products	0.0	0.0	0.0	0.0	0.0	0.0	0.0	0.0	0.0	0.0	0.0	0.0	0.0
Fuel	49.9	44.6	49.9	46.3	44.6	40.6	40.2	27.6	25.3	23.0	31.2	38.3	461.5
Flared	0.0	0.0	0.0	0.0	0.0	0.0	0.0	0.0	0.0	0.0	0.0	0.0	0.0
Vented	0.0	0.0	0.0	0.0	0.0	0.0	0.0	0.0	0.0	0.0	0.0	0.0	0.0
Diff and Other	58.1	104.3	-171.6	73.8	-48.4	8.0	2.3	72.3	514.1	73.1	128.1	-148.3	665.8
Process and Frac													
Pentanes Plus	0.0	0.1	0.0	0.0	0.0	0.0	0.0	0.0	0.0	0.0	0.0	0.0	0.1
Propane	0.0	0.0	0.0	0.0	0.0	0.0	0.0	0.0	0.0	0.0	0.0	0.0	0.0
Butanes	0.0	0.0	0.0	0.0	0.0	0.0	0.0	0.0	0.0	0.0	0.0	0.0	0.0
Ethane	0.0	0.0	0.0	0.0	0.0	0.0	0.0	0.0	0.0	0.0	0.0	0.0	0.0
NGL	0.0	0.0	0.0	0.0	0.0	0.0	0.0	0.0	0.0	0.0	0.0	0.0	0.0
Sulphur	0.0	0.0	0.0	0.0	0.0	0.0	0.0	0.0	0.0	0.0	0.0	0.0	0.0
Sulphur Closing Inv	0.0	0.0	0.0	0.0	0.0	0.0	0.0	0.0	0.0	0.0	0.0	0.0	0.0

Unit of Measurement: Gas and Gas equivalent products: 1000m3, Liquids: m3, Sulphur: MTS

VPR6200
Facility ID ABGS0003578

Facility Name WILSON CR/MINNIHIK GGS

Facility Licence # Not Licenced

Facility Operator A5RA CLEARVIEW

Production Month	201701	201702	201703	201704	201705	201706	201707	201708	201709	201710	201711	201712	Totals
Receipts													
Receipts from Alberta Facilities	1,713.4	1,138.2	1,673.3	1,622.6	1,651.5	1,597.5	1,605.2	1,583.9	1,516.5	1,489.2	1,393.3	1,431.0	18,415.6
Receipts from Non-Alberta Facilities	0.0	0.0	0.0	0.0	0.0	0.0	0.0	0.0	0.0	0.0	0.0	0.0	0.0
Dispositions													
Disposition													
Battery	0.0	0.0	0.0	0.0	0.0	0.0	0.0	0.0	0.0	0.0	0.0	0.0	0.0
Gas Gathering System	0.0	0.0	0.0	0.0	0.0	0.0	0.0	0.0	0.0	0.0	0.0	0.0	0.0
Gas Plant	1,540.3	1,060.6	1,607.7	1,521.2	1,521.3	1,488.7	1,440.7	1,452.1	1,438.8	1,407.4	1,302.9	1,299.3	17,081.0
Injection Facility	0.0	0.0	0.0	0.0	0.0	0.0	0.0	0.0	0.0	0.0	0.0	0.0	0.0
Meter Station	0.0	0.0	0.0	0.0	0.0	0.0	0.0	0.0	0.0	0.0	0.0	0.0	0.0
Other	0.0	0.0	0.0	0.0	0.0	0.0	0.0	0.0	0.0	0.0	0.0	0.0	0.0
Alberta Commercial	0.0	0.0	0.0	0.0	0.0	0.0	0.0	0.0	0.0	0.0	0.0	0.0	0.0
Alberta Industrial	0.0	0.0	0.0	0.0	0.0	0.0	0.0	0.0	0.0	0.0	0.0	0.0	0.0
Alberta Residential	0.0	0.0	0.0	0.0	0.0	0.0	0.0	0.0	0.0	0.0	0.0	0.0	0.0
Alberta Elec.Generation	0.0	0.0	0.0	0.0	0.0	0.0	0.0	0.0	0.0	0.0	0.0	0.0	0.0
Shrinkage													
Acid Gas	0.0	0.0	0.0	0.0	0.0	0.0	0.0	0.0	0.0	0.0	0.0	0.0	0.0
Other products	3.2	2.3	0.0	2.1	4.7	2.1	3.2	3.4	4.2	1.0	1.8	2.8	30.8
Fuel	99.8	61.7	94.9	90.0	98.2	93.4	100.6	97.6	88.8	81.5	91.6	90.4	1,088.5
Flared	0.0	0.0	0.0	0.0	0.0	0.0	0.0	0.0	0.0	0.0	0.0	0.0	0.0
Vented	0.0	0.0	0.0	0.0	0.0	0.0	0.0	0.0	0.0	0.0	0.0	0.0	0.0
Diff and Other	70.1	13.6	-29.3	9.3	27.3	13.3	60.7	30.8	-15.3	-0.7	-3.0	38.5	215.3
Process and Frac													
Pentanes Plus	15.7	11.0	0.0	10.3	22.5	10.4	15.6	16.4	20.1	4.6	8.8	13.6	149.0
Propane	0.0	0.0	0.0	0.0	0.0	0.0	0.0	0.0	0.0	0.0	0.0	0.0	0.0
Butanes	0.0	0.0	0.0	0.0	0.0	0.0	0.0	0.0	0.0	0.0	0.0	0.0	0.0
Ethane	0.0	0.0	0.0	0.0	0.0	0.0	0.0	0.0	0.0	0.0	0.0	0.0	0.0
NGL	0.0	0.0	0.0	0.0	0.0	0.0	0.0	0.0	0.0	0.0	0.0	0.0	0.0
Sulphur	0.0	0.0	0.0	0.0	0.0	0.0	0.0	0.0	0.0	0.0	0.0	0.0	0.0
Sulphur Closing Inv	0.0	0.0	0.0	0.0	0.0	0.0	0.0	0.0	0.0	0.0	0.0	0.0	0.0

Unit of Measurement: Gas and Gas equivalent products: 1000m3, Liquids: m3, Sulphur: MTS

VPR6200

Facility ID ABGS0003661

Facility Name PENN WEST PEMBINA

Facility Licence # 9753

Facility Operator A5TT TAC

Production Month	201701	201702	201703	201704	201705	201706	201707	201708	201709	201710	201711	201712	Totals
Receipts													
Receipts from Alberta Facilities	2,239.3	3,450.3	2,048.5	1,886.1	1,974.0	2,220.7	2,674.5	2,986.7	2,631.6	2,967.9	2,817.8	2,777.9	30,675.3
Receipts from Non-Alberta Facilities	0.0	0.0	0.0	0.0	0.0	0.0	0.0	0.0	0.0	0.0	0.0	0.0	0.0
Dispositions													
Disposition													
Battery	0.0	0.0	0.0	0.0	0.0	0.0	0.0	0.0	0.0	0.0	0.0	0.0	0.0
Gas Gathering System	0.0	0.0	0.0	0.0	0.0	0.0	0.0	0.0	0.0	0.0	0.0	0.0	0.0
Gas Plant	2,237.5	3,442.3	1,993.3	1,890.3	1,909.6	2,216.1	2,684.8	3,007.9	2,689.7	2,877.0	2,819.7	2,791.7	30,559.9
Injection Facility	0.0	0.0	0.0	0.0	0.0	0.0	0.0	0.0	0.0	0.0	0.0	0.0	0.0
Meter Station	0.0	0.0	0.0	0.0	0.0	0.0	0.0	0.0	0.0	0.0	0.0	0.0	0.0
Other	0.0	0.0	0.0	0.0	0.0	0.0	0.0	0.0	0.0	0.0	0.0	0.0	0.0
Alberta Commercial	0.0	0.0	0.0	0.0	0.0	0.0	0.0	0.0	0.0	0.0	0.0	0.0	0.0
Alberta Industrial	0.0	0.0	0.0	0.0	0.0	0.0	0.0	0.0	0.0	0.0	0.0	0.0	0.0
Alberta Residential	0.0	0.0	0.0	0.0	0.0	0.0	0.0	0.0	0.0	0.0	0.0	0.0	0.0
Alberta Elec.Generation	0.0	0.0	0.0	0.0	0.0	0.0	0.0	0.0	0.0	0.0	0.0	0.0	0.0
Shrinkage													
Acid Gas	0.0	0.0	0.0	0.0	0.0	0.0	0.0	0.0	0.0	0.0	0.0	0.0	0.0
Other products	12.8	11.9	10.9	8.1	7.5	10.3	14.0	10.3	9.2	11.8	19.5	20.4	146.7
Fuel	0.0	0.0	0.0	0.0	0.0	0.0	0.0	0.0	0.0	0.0	0.0	0.0	0.0
Flared	0.0	0.0	0.0	0.0	0.0	0.0	0.0	0.0	0.0	0.0	0.0	0.0	0.0
Vented	0.0	0.0	0.0	0.0	0.0	0.0	0.0	0.0	0.0	0.0	0.0	0.0	0.0
Diff and Other	-11.0	-3.9	44.3	-12.3	56.9	-5.7	-24.3	-31.5	-67.3	79.1	-21.4	-34.2	-31.3
Process and Frac													
Pentanes Plus	61.9	57.7	52.8	39.1	36.5	49.6	67.8	49.9	44.7	57.2	94.3	98.7	710.2
Propane	0.0	0.0	0.0	0.0	0.0	0.0	0.0	0.0	0.0	0.0	0.0	0.0	0.0
Butanes	0.0	0.0	0.0	0.0	0.0	0.0	0.0	0.0	0.0	0.0	0.0	0.0	0.0
Ethane	0.0	0.0	0.0	0.0	0.0	0.0	0.0	0.0	0.0	0.0	0.0	0.0	0.0
NGL	0.0	0.0	0.0	0.0	0.0	0.0	0.0	0.0	0.0	0.0	0.0	0.0	0.0
Sulphur	0.0	0.0	0.0	0.0	0.0	0.0	0.0	0.0	0.0	0.0	0.0	0.0	0.0
Sulphur Closing Inv	0.0	0.0	0.0	0.0	0.0	0.0	0.0	0.0	0.0	0.0	0.0	0.0	0.0

Unit of Measurement: Gas and Gas equivalent products: 1000m3, Liquids: m3, Sulphur: MTS

VPR6200
Facility ID ABGS0003670

Facility Name VISTA MIDSTREAM TURIN

Facility Licence # Not Licenced

Facility Operator A0TK AOP

Production Month	201701	201702	201703	201704	201705	201706	201707	201708	201709	201710	201711	201712	Totals
Receipts													
Receipts from Alberta Facilities	1,105.1	1,029.0	1,108.5	1,054.7	723.9	1,082.3	1,073.0	1,030.6	958.6	1,059.7	1,048.4	1,080.7	12,354.5
Receipts from Non-Alberta Facilities	0.0	0.0	0.0	0.0	0.0	0.0	0.0	0.0	0.0	0.0	0.0	0.0	0.0
Dispositions													
Disposition													
Battery	0.0	0.0	0.0	0.0	0.0	0.0	0.0	0.0	0.0	0.0	0.0	0.0	0.0
Gas Gathering System	1,105.1	1,016.0	1,102.2	1,042.6	723.9	1,076.0	1,066.8	1,030.1	945.8	1,053.2	1,041.9	1,073.6	12,277.2
Gas Plant	0.0	0.0	0.0	0.0	0.0	0.0	0.0	0.0	0.0	0.0	0.0	0.0	0.0
Injection Facility	0.0	0.0	0.0	0.0	0.0	0.0	0.0	0.0	0.0	0.0	0.0	0.0	0.0
Meter Station	0.0	0.0	0.0	0.0	0.0	0.0	0.0	0.0	0.0	0.0	0.0	0.0	0.0
Other	0.0	0.0	0.0	0.0	0.0	0.0	0.0	0.0	0.0	0.0	0.0	0.0	0.0
Alberta Commercial	0.0	0.0	0.0	0.0	0.0	0.0	0.0	0.0	0.0	0.0	0.0	0.0	0.0
Alberta Industrial	0.0	0.0	0.0	0.0	0.0	0.0	0.0	0.0	0.0	0.0	0.0	0.0	0.0
Alberta Residential	0.0	0.0	0.0	0.0	0.0	0.0	0.0	0.0	0.0	0.0	0.0	0.0	0.0
Alberta Elec.Generation	0.0	0.0	0.0	0.0	0.0	0.0	0.0	0.0	0.0	0.0	0.0	0.0	0.0
Shrinkage													
Acid Gas	0.0	0.0	0.0	0.0	0.0	0.0	0.0	0.0	0.0	0.0	0.0	0.0	0.0
Other products	0.0	15.5	7.5	14.4	0.0	7.5	7.3	0.0	15.2	7.5	7.7	3.3	85.9
Fuel	0.0	0.0	0.0	0.0	0.0	0.0	0.0	0.0	0.0	0.0	0.0	0.0	0.0
Flared	0.0	0.0	0.0	0.0	0.0	0.0	0.0	0.5	0.0	0.1	0.0	4.3	4.9
Vented	0.0	0.0	0.0	0.0	0.0	0.0	0.0	0.0	0.0	0.0	0.0	0.0	0.0
Diff and Other	0.0	-2.5	-1.2	-2.3	0.0	-1.2	-1.1	0.0	-2.4	-1.1	-1.2	-0.5	-13.5
Process and Frac													
Pentanes Plus	0.0	74.8	36.3	69.6	0.0	36.2	35.5	0.0	73.5	36.5	37.3	16.0	415.7
Propane	0.0	0.0	0.0	0.0	0.0	0.0	0.0	0.0	0.0	0.0	0.0	0.0	0.0
Butanes	0.0	0.0	0.0	0.0	0.0	0.0	0.0	0.0	0.0	0.0	0.0	0.0	0.0
Ethane	0.0	0.0	0.0	0.0	0.0	0.0	0.0	0.0	0.0	0.0	0.0	0.0	0.0
NGL	0.0	0.0	0.0	0.0	0.0	0.0	0.0	0.0	0.0	0.0	0.0	0.0	0.0
Sulphur	0.0	0.0	0.0	0.0	0.0	0.0	0.0	0.0	0.0	0.0	0.0	0.0	0.0
Sulphur Closing Inv	0.0	0.0	0.0	0.0	0.0	0.0	0.0	0.0	0.0	0.0	0.0	0.0	0.0

Unit of Measurement: Gas and Gas equivalent products: 1000m3, Liquids: m3, Sulphur: MTS

VPR6200
Facility ID ABGS0003687

Facility Name GULF GILBY LOCKHART

Facility Licence # Not Licenced

Facility Operator AOC0 KEYERA

Production Month	201701	201702	201703	201704	201705	201706	201707	201708	201709	201710	201711	201712	Totals
Receipts													
Receipts from Alberta Facilities	1,713.3	1,474.1	1,619.7	1,489.0	1,364.6	1,616.4	1,607.7	1,592.9	1,577.8	1,561.9	1,414.5	1,424.9	18,456.8
Receipts from Non-Alberta Facilities	0.0	0.0	0.0	0.0	0.0	0.0	0.0	0.0	0.0	0.0	0.0	0.0	0.0
Dispositions													
Disposition													
Battery	0.0	0.0	0.0	0.0	0.0	0.0	0.0	0.0	0.0	0.0	0.0	0.0	0.0
Gas Gathering System	1,589.9	1,362.1	1,496.9	1,376.3	1,270.0	1,506.5	1,500.9	1,486.0	1,472.6	1,445.0	1,306.0	1,303.2	17,115.4
Gas Plant	0.0	0.0	0.0	0.0	0.0	0.0	0.0	0.0	0.0	0.0	0.0	0.0	0.0
Injection Facility	0.0	0.0	0.0	0.0	0.0	0.0	0.0	0.0	0.0	0.0	0.0	0.0	0.0
Meter Station	0.0	0.0	0.0	0.0	0.0	0.0	0.0	0.0	0.0	0.0	0.0	0.0	0.0
Other	0.0	0.0	0.0	0.0	0.0	0.0	0.0	0.0	0.0	0.0	0.0	0.0	0.0
Alberta Commercial	0.0	0.0	0.0	0.0	0.0	0.0	0.0	0.0	0.0	0.0	0.0	0.0	0.0
Alberta Industrial	0.0	0.0	0.0	0.0	0.0	0.0	0.0	0.0	0.0	0.0	0.0	0.0	0.0
Alberta Residential	0.0	0.0	0.0	0.0	0.0	0.0	0.0	0.0	0.0	0.0	0.0	0.0	0.0
Alberta Elec.Generation	0.0	0.0	0.0	0.0	0.0	0.0	0.0	0.0	0.0	0.0	0.0	0.0	0.0
Shrinkage													
Acid Gas	0.0	0.0	0.0	0.0	0.0	0.0	0.0	0.0	0.0	0.0	0.0	0.0	0.0
Other products	1.3	2.6	0.0	0.0	0.0	0.0	0.0	0.1	0.0	0.0	0.0	0.0	4.0
Fuel	123.4	112.0	122.8	112.7	94.6	109.9	106.8	106.9	105.2	116.9	108.5	121.7	1,341.4
Flared	0.0	0.0	0.0	0.0	0.0	0.0	0.0	0.0	0.0	0.0	0.0	0.0	0.0
Vented	0.0	0.0	0.0	0.0	0.0	0.0	0.0	0.0	0.0	0.0	0.0	0.0	0.0
Diff and Other	-1.3	-2.6	0.0	0.0	0.0	0.0	0.0	-0.1	0.0	0.0	0.0	0.0	-4.0
Process and Frac													
Pentanes Plus	6.5	12.5	0.0	0.0	0.0	0.0	0.0	0.3	0.0	0.0	0.0	0.0	19.3
Propane	0.0	0.0	0.0	0.0	0.0	0.0	0.0	0.0	0.0	0.0	0.0	0.0	0.0
Butanes	0.0	0.0	0.0	0.0	0.0	0.0	0.0	0.0	0.0	0.0	0.0	0.0	0.0
Ethane	0.0	0.0	0.0	0.0	0.0	0.0	0.0	0.0	0.0	0.0	0.0	0.0	0.0
NGL	0.0	0.0	0.0	0.0	0.0	0.0	0.0	0.0	0.0	0.0	0.0	0.0	0.0
Sulphur	0.0	0.0	0.0	0.0	0.0	0.0	0.0	0.0	0.0	0.0	0.0	0.0	0.0
Sulphur Closing Inv	0.0	0.0	0.0	0.0	0.0	0.0	0.0	0.0	0.0	0.0	0.0	0.0	0.0

Unit of Measurement: Gas and Gas equivalent products: 1000m3, Liquids: m3, Sulphur: MTS

VPR6200

Facility ID ABGS0003755

Facility Name TALISMAN TURNER VALLEY

Facility Licence # Not Licenced

Facility Operator A2J6 CPEC

Production Month	201701	201702	201703	201704	201705	201706	201707	201708	201709	201710	201711	201712	Totals
Receipts													
Receipts from Alberta Facilities	2,871.0	2,719.8	2,397.3	1,377.6	1,313.9	863.3	1,377.5	1,188.4	1,199.5	1,168.9	1,015.7	1,103.6	18,596.5
Receipts from Non-Alberta Facilities	0.0	0.0	0.0	0.0	0.0	0.0	0.0	0.0	0.0	0.0	0.0	0.0	0.0
Dispositions													
Disposition Battery	0.0	0.0	0.0	0.0	0.0	0.0	0.0	0.0	0.0	0.0	0.0	0.0	0.0
Gas Gathering System	2,665.9	2,395.3	2,372.2	1,333.0	1,307.0	875.7	1,309.2	1,209.6	1,221.0	1,184.3	1,027.6	1,117.8	18,018.6
Gas Plant	0.0	0.0	0.0	0.0	0.0	0.0	0.0	0.0	0.0	0.0	0.0	0.0	0.0
Injection Facility	0.0	0.0	0.0	0.0	0.0	0.0	0.0	0.0	0.0	0.0	0.0	0.0	0.0
Meter Station	0.0	0.0	0.0	0.0	0.0	0.0	0.0	0.0	0.0	0.0	0.0	0.0	0.0
Other	0.0	0.0	0.0	0.0	0.0	0.0	0.0	0.0	0.0	0.0	0.0	0.0	0.0
Alberta Commercial	0.0	0.0	0.0	0.0	0.0	0.0	0.0	0.0	0.0	0.0	0.0	0.0	0.0
Alberta Industrial	0.0	0.0	0.0	0.0	0.0	0.0	0.0	0.0	0.0	0.0	0.0	0.0	0.0
Alberta Residential	0.0	0.0	0.0	0.0	0.0	0.0	0.0	0.0	0.0	0.0	0.0	0.0	0.0
Alberta Elec.Generation	0.0	0.0	0.0	0.0	0.0	0.0	0.0	0.0	0.0	0.0	0.0	0.0	0.0
Shrinkage Acid Gas	0.0	0.0	0.0	0.0	0.0	0.0	0.0	0.0	0.0	0.0	0.0	0.0	0.0
Other products	0.2	0.2	0.8	0.6	0.8	0.3	0.0	0.0	0.0	0.0	0.0	0.0	2.9
Fuel	0.0	0.0	0.0	0.0	0.0	0.0	0.0	0.0	0.0	0.0	0.0	0.0	0.0
Flared	0.0	0.0	0.8	0.4	0.1	1.7	0.5	1.3	0.0	0.0	0.0	9.8	14.6
Vented	0.0	0.0	0.0	0.0	0.0	0.0	0.0	0.0	0.0	0.0	0.0	0.0	0.0
Diff and Other	204.9	324.3	23.5	43.6	6.0	-14.4	67.8	-22.5	-21.5	-15.4	-11.9	-24.0	560.4
Process and Frac													
Pentanes Plus	1.1	1.2	4.0	2.9	4.1	1.4	0.0	0.0	0.0	0.0	0.0	0.0	14.7
Propane	0.0	0.0	0.0	0.0	0.0	0.0	0.0	0.0	0.0	0.0	0.0	0.0	0.0
Butanes	0.0	0.0	0.0	0.0	0.0	0.0	0.0	0.0	0.0	0.0	0.0	0.0	0.0
Ethane	0.0	0.0	0.0	0.0	0.0	0.0	0.0	0.0	0.0	0.0	0.0	0.0	0.0
NGL	0.0	0.0	0.0	0.0	0.0	0.0	0.0	0.0	0.0	0.0	0.0	0.0	0.0
Sulphur	0.0	0.0	0.0	0.0	0.0	0.0	0.0	0.0	0.0	0.0	0.0	0.0	0.0
Sulphur Closing Inv	0.0	0.0	0.0	0.0	0.0	0.0	0.0	0.0	0.0	0.0	0.0	0.0	0.0

VPR6200

Facility ID ABGS0003756

Facility Name TALISMAN TURNER VALLEY

Facility Licence # Not Licenced

Facility Operator A2J6 CPEC

Production Month	201701	201702	201703	201704	201705	201706	201707	201708	201709	201710	201711	201712	Totals
Receipts													
Receipts from Alberta Facilities	4,893.8	4,377.8	4,663.5	4,941.2	4,948.8	3,494.3	5,460.2	5,238.2	4,787.3	4,793.0	4,389.3	4,507.7	56,495.1
Receipts from Non-Alberta Facilities	0.0	0.0	0.0	0.0	0.0	0.0	0.0	0.0	0.0	0.0	0.0	0.0	0.0
Dispositions													
Disposition Battery	48.7	46.3	51.8	51.9	53.9	57.4	68.2	70.1	65.3	68.9	72.1	74.3	728.9
Gas Gathering System	4,821.0	4,300.6	4,006.4	4,750.6	4,675.8	0.0	5,201.6	5,141.0	4,749.2	4,755.8	4,301.6	4,445.0	51,148.6
Gas Plant	0.0	0.0	0.0	0.0	0.0	0.0	0.0	0.0	0.0	0.0	0.0	0.0	0.0
Injection Facility	0.0	4.6	455.5	96.2	188.5	3,220.3	91.4	72.2	39.0	23.0	60.6	65.2	4,316.5
Meter Station	0.0	0.0	0.0	0.0	0.0	0.0	0.0	0.0	0.0	0.0	0.0	0.0	0.0
Other	0.0	0.0	0.0	0.0	0.0	0.0	0.0	0.0	0.0	0.0	0.0	0.0	0.0
Alberta Commercial	0.0	0.0	0.0	0.0	0.0	0.0	0.0	0.0	0.0	0.0	0.0	0.0	0.0
Alberta Industrial	0.0	0.0	0.0	0.0	0.0	0.0	0.0	0.0	0.0	0.0	0.0	0.0	0.0
Alberta Residential	0.0	0.0	0.0	0.0	0.0	0.0	0.0	0.0	0.0	0.0	0.0	0.0	0.0
Alberta Elec.Generation	0.0	0.0	0.0	0.0	0.0	0.0	0.0	0.0	0.0	0.0	0.0	0.0	0.0
Shrinkage Acid Gas	0.0	0.0	0.0	0.0	0.0	0.0	0.0	0.0	0.0	0.0	0.0	0.0	0.0
Other products	1.0	1.0	0.0	0.0	0.0	0.0	0.0	0.0	0.0	0.0	0.0	0.0	2.0
Fuel	0.0	0.0	0.0	0.0	0.0	0.0	0.0	0.0	0.0	0.0	0.0	0.0	0.0
Flared	0.1	0.0	0.2	0.0	0.0	0.0	0.5	0.2	0.0	0.0	0.0	1.1	2.1
Vented	0.0	0.0	0.0	0.0	0.0	0.0	0.0	0.0	0.0	0.0	0.0	0.0	0.0
Diff and Other	23.0	25.3	149.6	42.5	30.6	216.6	98.5	-45.3	-66.2	-54.7	-45.0	-77.9	297.0
Process and Frac													
Pentanes Plus	4.6	4.7	0.0	0.0	0.0	0.0	0.0	0.0	0.0	0.0	0.0	0.0	9.3
Propane	0.0	0.0	0.0	0.0	0.0	0.0	0.0	0.0	0.0	0.0	0.0	0.0	0.0
Butanes	0.0	0.0	0.0	0.0	0.0	0.0	0.0	0.0	0.0	0.0	0.0	0.0	0.0
Ethane	0.0	0.0	0.0	0.0	0.0	0.0	0.0	0.0	0.0	0.0	0.0	0.0	0.0
NGL	0.0	0.0	0.0	0.0	0.0	0.0	0.0	0.0	0.0	0.0	0.0	0.0	0.0
Sulphur	0.0	0.0	0.0	0.0	0.0	0.0	0.0	0.0	0.0	0.0	0.0	0.0	0.0
Sulphur Closing Inv	0.0	0.0	0.0	0.0	0.0	0.0	0.0	0.0	0.0	0.0	0.0	0.0	0.0

Unit of Measurement: Gas and Gas equivalent products: 1000m3, Liquids: m3, Sulphur: MTS

VPR6200
Facility ID ABGS0003792

Facility Name NORCEN PROGRESS

Facility Licence # Not Licenced

Facility Operator OHE9 CNRL

Production Month	201701	201702	201703	201704	201705	201706	201707	201708	201709	201710	201711	201712	Totals
Receipts													
Receipts from Alberta Facilities	107,258.8	98,057.8	106,750.9	107,159.4	112,184.6	104,281.8	110,305.8	105,101.1	98,178.9	101,583.5	111,058.3	113,702.5	1,275,623.4
Receipts from Non-Alberta Facilities	0.0	0.0	0.0	0.0	0.0	0.0	0.0	0.0	0.0	0.0	0.0	0.0	0.0
Dispositions													
Disposition													
Battery	0.0	0.0	0.0	0.0	0.0	0.0	0.0	0.0	0.0	0.0	0.0	0.0	0.0
Gas Gathering System	0.0	0.0	0.0	0.0	0.0	0.0	0.0	0.0	0.0	0.0	0.0	0.0	0.0
Gas Plant	105,923.9	96,854.5	105,394.4	105,919.3	110,856.5	103,070.2	108,913.1	103,956.4	97,164.4	100,381.1	109,641.2	112,216.7	1,260,291.7
Injection Facility	0.0	0.0	0.0	0.0	0.0	0.0	0.0	0.0	0.0	0.0	0.0	0.0	0.0
Meter Station	0.0	0.0	0.0	0.0	0.0	0.0	0.0	0.0	0.0	0.0	0.0	0.0	0.0
Other	0.0	0.0	0.0	0.0	0.0	0.0	0.0	0.0	0.0	0.0	0.0	0.0	0.0
Alberta Commercial	0.0	0.0	0.0	0.0	0.0	0.0	0.0	0.0	0.0	0.0	0.0	0.0	0.0
Alberta Industrial	0.0	0.0	0.0	0.0	0.0	0.0	0.0	0.0	0.0	0.0	0.0	0.0	0.0
Alberta Residential	0.0	0.0	0.0	0.0	0.0	0.0	0.0	0.0	0.0	0.0	0.0	0.0	0.0
Alberta Elec.Generation	0.0	0.0	0.0	0.0	0.0	0.0	0.0	0.0	0.0	0.0	0.0	0.0	0.0
Shrinkage													
Acid Gas	0.0	0.0	0.0	0.0	0.0	0.0	0.0	0.0	0.0	0.0	0.0	0.0	0.0
Other products	51.3	45.2	51.9	43.2	51.4	28.5	35.8	50.7	39.1	20.0	42.5	41.9	501.5
Fuel	1,318.2	1,201.8	1,350.7	1,237.7	1,325.2	1,208.3	1,388.0	1,156.2	1,012.2	1,198.1	1,414.4	1,483.4	15,294.2
Flared	2.5	1.4	5.7	2.4	2.9	3.3	4.7	3.3	2.3	4.3	2.7	2.4	37.9
Vented	0.0	0.0	0.0	0.0	0.0	0.0	0.0	0.0	0.0	0.0	0.0	0.0	0.0
Diff and Other	-37.1	-45.1	-51.8	-43.2	-51.4	-28.5	-35.8	-65.5	-39.1	-20.0	-42.5	-41.9	-501.9
Process and Frac													
Pentanes Plus	248.4	218.8	250.9	209.2	248.6	138.1	173.0	245.4	189.1	96.7	205.7	202.9	2,426.8
Propane	0.0	0.0	0.0	0.0	0.0	0.0	0.0	0.0	0.0	0.0	0.0	0.0	0.0
Butanes	0.0	0.0	0.0	0.0	0.0	0.0	0.0	0.0	0.0	0.0	0.0	0.0	0.0
Ethane	0.0	0.0	0.0	0.0	0.0	0.0	0.0	0.0	0.0	0.0	0.0	0.0	0.0
NGL	0.0	0.0	0.0	0.0	0.0	0.0	0.0	0.0	0.0	0.0	0.0	0.0	0.0
Sulphur	0.0	0.0	0.0	0.0	0.0	0.0	0.0	0.0	0.0	0.0	0.0	0.0	0.0
Sulphur Closing Inv	0.0	0.0	0.0	0.0	0.0	0.0	0.0	0.0	0.0	0.0	0.0	0.0	0.0

Unit of Measurement: Gas and Gas equivalent products: 1000m3, Liquids: m3, Sulphur: MTS

VPR6200
Facility ID ABGS0003877

Facility Name THUNDER MANOLA

Facility Licence # 13450

Facility Operator A74Y TIDEWATER

Production Month	201701	201702	201703	201704	201705	201706	201707	201708	201709	201710	201711	201712	Totals
Receipts													
Receipts from Alberta Facilities	3,348.1	3,563.4	3,870.9	3,322.6	3,117.3	2,996.6	3,048.3	2,584.4	2,236.6	1,484.5	1,414.7	2,199.5	33,186.9
Receipts from Non-Alberta Facilities	0.0	0.0	0.0	0.0	0.0	0.0	0.0	0.0	0.0	0.0	0.0	0.0	0.0
Dispositions													
Disposition													
Battery	0.0	0.0	0.0	0.0	0.0	0.0	0.0	0.0	0.0	0.0	0.0	0.0	0.0
Gas Gathering System	0.0	0.0	0.0	0.0	0.0	0.0	0.0	0.0	0.0	0.0	0.0	0.0	0.0
Gas Plant	3,318.8	3,543.4	3,921.3	3,291.1	3,083.3	2,920.9	2,940.3	2,530.2	2,248.6	1,491.7	1,389.3	2,128.2	32,807.1
Injection Facility	0.0	0.0	0.0	0.0	0.0	0.0	0.0	0.0	0.0	0.0	0.0	0.0	0.0
Meter Station	0.0	0.0	0.0	0.0	0.0	0.0	0.0	0.0	0.0	0.0	0.0	0.0	0.0
Other	0.0	0.0	0.0	0.0	0.0	0.0	0.0	0.0	0.0	0.0	0.0	0.0	0.0
Alberta Commercial	0.0	0.0	0.0	0.0	0.0	0.0	0.0	0.0	0.0	0.0	0.0	0.0	0.0
Alberta Industrial	0.0	0.0	0.0	0.0	0.0	0.0	0.0	0.0	0.0	0.0	0.0	0.0	0.0
Alberta Residential	0.0	0.0	0.0	0.0	0.0	0.0	0.0	0.0	0.0	0.0	0.0	0.0	0.0
Alberta Elec.Generation	0.0	0.0	0.0	0.0	0.0	0.0	0.0	0.0	0.0	0.0	0.0	0.0	0.0
Shrinkage													
Acid Gas	0.0	0.0	0.0	0.0	0.0	0.0	0.0	0.0	0.0	0.0	0.0	0.0	0.0
Other products	0.0	0.0	0.0	0.0	0.0	0.0	0.0	0.0	0.1	0.0	0.0	0.0	0.1
Fuel	0.0	0.0	0.0	0.0	0.0	0.0	0.0	0.0	0.0	0.0	0.0	0.0	0.0
Flared	0.0	0.0	0.0	0.0	0.0	0.0	0.0	0.0	0.0	0.0	0.0	0.0	0.0
Vented	0.0	0.0	0.0	0.0	0.0	0.0	0.0	0.0	0.0	0.0	0.0	0.0	0.0
Diff and Other	29.3	20.0	-50.4	31.5	34.0	75.7	108.0	54.2	-12.1	-7.2	25.4	71.3	379.7
Process and Frac													
Pentanes Plus	0.0	0.0	0.0	0.0	0.0	0.0	0.0	0.0	0.7	0.0	0.0	0.0	0.7
Propane	0.0	0.0	0.0	0.0	0.0	0.0	0.0	0.0	0.0	0.0	0.0	0.0	0.0
Butanes	0.0	0.0	0.0	0.0	0.0	0.0	0.0	0.0	0.0	0.0	0.0	0.0	0.0
Ethane	0.0	0.0	0.0	0.0	0.0	0.0	0.0	0.0	0.0	0.0	0.0	0.0	0.0
NGL	0.0	0.0	0.0	0.0	0.0	0.0	0.0	0.0	0.0	0.0	0.0	0.0	0.0
Sulphur	0.0	0.0	0.0	0.0	0.0	0.0	0.0	0.0	0.0	0.0	0.0	0.0	0.0
Sulphur Closing Inv	0.0	0.0	0.0	0.0	0.0	0.0	0.0	0.0	0.0	0.0	0.0	0.0	0.0

Unit of Measurement: Gas and Gas equivalent products: 1000m3, Liquids: m3, Sulphur: MTS

VPR6200

Facility ID ABGS0003892

Facility Name BONNIE GLEN 1-11-46-27W4

Facility Licence # 22963

Facility Operator OHE9 CNRL

Production Month	201701	201702	201703	201704	201705	201706	201707	201708	201709	201710	201711	201712	Totals
Receipts													
Receipts from Alberta Facilities	2,035.8	1,949.5	2,127.1	1,922.1	1,996.1	1,874.5	2,096.1	2,169.0	1,995.4	1,996.3	1,867.9	1,831.4	23,861.2
Receipts from Non-Alberta Facilities	0.0	0.0	0.0	0.0	0.0	0.0	0.0	0.0	0.0	0.0	0.0	0.0	0.0
Dispositions													
Disposition													
Battery	0.0	0.0	0.0	0.0	0.0	0.0	0.0	0.0	0.0	0.0	0.0	0.0	0.0
Gas Gathering System	1,927.5	2,037.3	2,199.0	2,076.9	2,052.6	1,969.3	2,167.2	2,210.4	2,013.5	2,041.1	1,883.8	1,867.5	24,446.1
Gas Plant	0.0	0.0	0.0	0.0	0.0	0.0	0.0	0.0	0.0	0.0	0.0	0.0	0.0
Injection Facility	0.0	0.0	0.0	0.0	0.0	0.0	0.0	0.0	0.0	0.0	0.0	0.0	0.0
Meter Station	0.0	0.0	0.0	0.0	0.0	0.0	0.0	0.0	0.0	0.0	0.0	0.0	0.0
Other	0.0	0.0	0.0	0.0	0.0	0.0	0.0	0.0	0.0	0.0	0.0	0.0	0.0
Alberta Commercial	0.0	0.0	0.0	0.0	0.0	0.0	0.0	0.0	0.0	0.0	0.0	0.0	0.0
Alberta Industrial	0.0	0.0	0.0	0.0	0.0	0.0	0.0	0.0	0.0	0.0	0.0	0.0	0.0
Alberta Residential	0.0	0.0	0.0	0.0	0.0	0.0	0.0	0.0	0.0	0.0	0.0	0.0	0.0
Alberta Elec.Generation	0.0	0.0	0.0	0.0	0.0	0.0	0.0	0.0	0.0	0.0	0.0	0.0	0.0
Shrinkage													
Acid Gas	0.0	0.0	0.0	0.0	0.0	0.0	0.0	0.0	0.0	0.0	0.0	0.0	0.0
Other products	0.0	0.0	2.1	0.0	0.0	0.0	0.0	0.0	0.0	0.0	0.0	0.0	2.1
Fuel	108.3	98.7	108.6	104.4	107.1	98.6	103.3	104.9	99.6	107.0	103.2	106.8	1,250.5
Flared	0.0	0.0	0.0	0.0	0.0	0.0	0.0	0.0	0.0	0.0	0.0	0.0	0.0
Vented	0.0	0.0	0.0	0.1	0.0	0.1	0.2	0.0	0.4	0.1	0.0	0.1	1.0
Diff and Other	0.0	-186.5	-182.6	-259.3	-163.6	-193.5	-174.6	-146.3	-118.1	-151.9	-119.1	-143.0	-1,838.5
Process and Frac													
Pentanes Plus	0.0	0.0	10.4	0.0	0.0	0.0	0.0	0.0	0.0	0.0	0.0	0.0	10.4
Propane	0.0	0.0	0.0	0.0	0.0	0.0	0.0	0.0	0.0	0.0	0.0	0.0	0.0
Butanes	0.0	0.0	0.0	0.0	0.0	0.0	0.0	0.0	0.0	0.0	0.0	0.0	0.0
Ethane	0.0	0.0	0.0	0.0	0.0	0.0	0.0	0.0	0.0	0.0	0.0	0.0	0.0
NGL	0.0	0.0	0.0	0.0	0.0	0.0	0.0	0.0	0.0	0.0	0.0	0.0	0.0
Sulphur	0.0	0.0	0.0	0.0	0.0	0.0	0.0	0.0	0.0	0.0	0.0	0.0	0.0
Sulphur Closing Inv	0.0	0.0	0.0	0.0	0.0	0.0	0.0	0.0	0.0	0.0	0.0	0.0	0.0

Unit of Measurement: Gas and Gas equivalent products: 1000m3, Liquids: m3, Sulphur: MTS

VPR6200
Facility ID ABGS0003901

Facility Name CNRL WESTEROSE

Facility Licence # Not Licenced

Facility Operator OHE9 CNRL

Production Month	201701	201702	201703	201704	201705	201706	201707	201708	201709	201710	201711	201712	Totals
Receipts													
Receipts from Alberta Facilities	3,199.8	3,195.4	3,552.0	3,378.3	3,383.2	3,108.7	3,465.0	3,558.6	3,352.0	3,455.2	3,149.7	3,145.2	39,943.1
Receipts from Non-Alberta Facilities	0.0	0.0	0.0	0.0	0.0	0.0	0.0	0.0	0.0	0.0	0.0	0.0	0.0
Dispositions													
Disposition													
Battery	0.0	0.0	0.0	0.0	0.0	0.0	0.0	0.0	0.0	0.0	0.0	0.0	0.0
Gas Gathering System	3,195.1	3,025.3	3,346.7	3,153.6	3,215.6	2,933.4	3,304.7	3,419.2	3,189.7	3,274.8	3,026.4	3,014.6	38,099.1
Gas Plant	0.0	0.0	0.0	0.0	0.0	0.0	0.0	0.0	0.0	0.0	0.0	0.0	0.0
Injection Facility	0.0	0.0	0.0	0.0	0.0	0.0	0.0	0.0	0.0	0.0	0.0	0.0	0.0
Meter Station	0.0	0.0	0.0	0.0	0.0	0.0	0.0	0.0	0.0	0.0	0.0	0.0	0.0
Other	0.0	0.0	0.0	0.0	0.0	0.0	0.0	0.0	0.0	0.0	0.0	0.0	0.0
Alberta Commercial	0.0	0.0	0.0	0.0	0.0	0.0	0.0	0.0	0.0	0.0	0.0	0.0	0.0
Alberta Industrial	0.0	0.0	0.0	0.0	0.0	0.0	0.0	0.0	0.0	0.0	0.0	0.0	0.0
Alberta Residential	0.0	0.0	0.0	0.0	0.0	0.0	0.0	0.0	0.0	0.0	0.0	0.0	0.0
Alberta Elec.Generation	0.0	0.0	0.0	0.0	0.0	0.0	0.0	0.0	0.0	0.0	0.0	0.0	0.0
Shrinkage													
Acid Gas	0.0	0.0	0.0	0.0	0.0	0.0	0.0	0.0	0.0	0.0	0.0	0.0	0.0
Other products	17.1	17.5	17.2	13.5	16.0	12.9	8.5	12.8	9.2	13.9	14.5	18.0	171.1
Fuel	153.2	142.3	153.4	137.7	139.5	122.1	140.0	143.2	137.0	140.1	134.6	140.2	1,683.3
Flared	0.0	0.0	0.0	0.0	0.0	0.0	0.0	0.0	0.0	0.0	0.0	0.0	0.0
Vented	0.0	0.1	0.2	0.1	0.7	1.5	0.4	0.2	0.8	0.3	0.0	0.1	4.4
Diff and Other	-165.6	10.2	34.5	73.4	11.4	38.8	11.4	-16.8	15.3	26.1	-25.8	-27.7	-14.8
Process and Frac													
Pentanes Plus	82.7	84.5	83.2	65.4	77.2	62.5	41.0	61.9	44.3	67.4	70.3	87.3	827.7
Propane	0.0	0.0	0.0	0.0	0.0	0.0	0.0	0.0	0.0	0.0	0.0	0.0	0.0
Butanes	0.0	0.0	0.0	0.0	0.0	0.0	0.0	0.0	0.0	0.0	0.0	0.0	0.0
Ethane	0.0	0.0	0.0	0.0	0.0	0.0	0.0	0.0	0.0	0.0	0.0	0.0	0.0
NGL	0.0	0.0	0.0	0.0	0.0	0.0	0.0	0.0	0.0	0.0	0.0	0.0	0.0
Sulphur	0.0	0.0	0.0	0.0	0.0	0.0	0.0	0.0	0.0	0.0	0.0	0.0	0.0
Sulphur Closing Inv	0.0	0.0	0.0	0.0	0.0	0.0	0.0	0.0	0.0	0.0	0.0	0.0	0.0

Unit of Measurement: Gas and Gas equivalent products: 1000m3, Liquids: m3, Sulphur: MTS

VPR6200

Facility ID ABGS0003919

Facility Name ALTAGAS CHIGWELL

Facility Licence # Not Licenced

Facility Operator A74Y TIDEWATER

Production Month	201701	201702	201703	201704	201705	201706	201707	201708	201709	201710	201711	201712	Totals
Receipts													
Receipts from Alberta Facilities	1,170.1	1,079.6	1,608.9	2,082.5	2,034.6	2,234.9	2,173.9	2,298.2	2,362.9	2,109.4	2,088.6	1,948.0	23,191.6
Receipts from Non-Alberta Facilities	0.0	0.0	0.0	0.0	0.0	0.0	0.0	0.0	0.0	0.0	0.0	0.0	0.0
Dispositions													
Disposition													
Battery	0.0	0.0	0.0	0.0	0.0	0.0	0.0	0.0	0.0	0.0	0.0	0.0	0.0
Gas Gathering System	0.0	0.0	0.0	0.0	0.0	0.0	0.0	0.0	0.0	0.0	0.0	0.0	0.0
Gas Plant	1,108.9	1,066.1	1,609.7	1,958.9	1,954.1	2,136.1	2,089.6	2,062.8	2,245.8	2,084.9	1,933.6	1,868.8	22,119.3
Injection Facility	0.0	0.0	0.0	0.0	0.0	0.0	0.0	0.0	0.0	0.0	0.0	0.0	0.0
Meter Station	0.0	0.0	0.0	0.0	0.0	0.0	0.0	0.0	0.0	0.0	0.0	0.0	0.0
Other	0.0	0.0	0.0	0.0	0.0	0.0	0.0	0.0	0.0	0.0	0.0	0.0	0.0
Alberta Commercial	0.0	0.0	0.0	0.0	0.0	0.0	0.0	0.0	0.0	0.0	0.0	0.0	0.0
Alberta Industrial	0.0	0.0	0.0	0.0	0.0	0.0	0.0	0.0	0.0	0.0	0.0	0.0	0.0
Alberta Residential	0.0	0.0	0.0	0.0	0.0	0.0	0.0	0.0	0.0	0.0	0.0	0.0	0.0
Alberta Elec.Generation	0.0	0.0	0.0	0.0	0.0	0.0	0.0	0.0	0.0	0.0	0.0	0.0	0.0
Shrinkage													
Acid Gas	0.0	0.0	0.0	0.0	0.0	0.0	0.0	0.0	0.0	0.0	0.0	0.0	0.0
Other products	0.0	0.0	0.0	0.0	0.0	0.0	0.0	0.1	0.0	0.0	0.0	2.1	2.2
Fuel	45.8	44.8	58.6	67.7	63.4	70.3	49.7	74.0	53.2	75.5	93.8	70.8	767.6
Flared	0.0	0.0	0.0	0.0	0.0	0.0	0.0	0.0	0.0	0.0	0.0	0.0	0.0
Vented	0.0	0.0	0.0	0.0	0.0	0.0	0.0	0.0	0.0	0.0	0.0	0.0	0.0
Diff and Other	15.4	-31.3	-59.4	55.9	17.1	28.5	34.6	161.3	63.9	-51.0	61.2	6.3	302.5
Process and Frac													
Pentanes Plus	0.0	0.0	0.0	0.0	0.0	0.0	0.0	0.3	0.0	0.0	0.0	10.2	10.5
Propane	0.0	0.0	0.0	0.0	0.0	0.0	0.0	0.0	0.0	0.0	0.0	0.0	0.0
Butanes	0.0	0.0	0.0	0.0	0.0	0.0	0.0	0.0	0.0	0.0	0.0	0.0	0.0
Ethane	0.0	0.0	0.0	0.0	0.0	0.0	0.0	0.0	0.0	0.0	0.0	0.0	0.0
NGL	0.0	0.0	0.0	0.0	0.0	0.0	0.0	0.0	0.0	0.0	0.0	0.0	0.0
Sulphur	0.0	0.0	0.0	0.0	0.0	0.0	0.0	0.0	0.0	0.0	0.0	0.0	0.0
Sulphur Closing Inv	0.0	0.0	0.0	0.0	0.0	0.0	0.0	0.0	0.0	0.0	0.0	0.0	0.0

Unit of Measurement: Gas and Gas equivalent products: 1000m3, Liquids: m3, Sulphur: MTS

VPR6200

Facility ID ABGS0003927

Facility Name POCO MCLEOD

Facility Licence # Not Licenced

Facility Operator OLN5 ISH

Production Month	201701	201702	201703	201704	201705	201706	201707	201708	201709	201710	201711	201712	Totals
Receipts													
Receipts from Alberta Facilities	3,574.6	2,289.1	2,741.4	2,450.0	2,522.5	1,949.2	2,462.4	3,196.7	2,903.5	2,819.4	2,575.2	3,043.5	32,527.5
Receipts from Non-Alberta Facilities	0.0	0.0	0.0	0.0	0.0	0.0	0.0	0.0	0.0	0.0	0.0	0.0	0.0
Dispositions													
Disposition													
Battery	0.0	0.0	0.0	0.0	0.0	0.0	0.0	0.0	0.0	0.0	0.0	0.0	0.0
Gas Gathering System	3,660.0	2,304.5	2,763.4	2,501.9	2,522.7	2,044.5	2,463.9	3,321.8	3,018.7	2,724.7	2,442.0	2,997.3	32,765.4
Gas Plant	0.0	0.0	0.0	0.0	0.0	0.0	0.0	0.0	0.0	0.0	0.0	0.0	0.0
Injection Facility	0.0	0.0	0.0	0.0	0.0	0.0	0.0	0.0	0.0	0.0	0.0	0.0	0.0
Meter Station	0.0	0.0	0.0	0.0	0.0	0.0	0.0	0.0	0.0	0.0	0.0	0.0	0.0
Other	0.0	0.0	0.0	0.0	0.0	0.0	0.0	0.0	0.0	0.0	0.0	0.0	0.0
Alberta Commercial	0.0	0.0	0.0	0.0	0.0	0.0	0.0	0.0	0.0	0.0	0.0	0.0	0.0
Alberta Industrial	0.0	0.0	0.0	0.0	0.0	0.0	0.0	0.0	0.0	0.0	0.0	0.0	0.0
Alberta Residential	0.0	0.0	0.0	0.0	0.0	0.0	0.0	0.0	0.0	0.0	0.0	0.0	0.0
Alberta Elec.Generation	0.0	0.0	0.0	0.0	0.0	0.0	0.0	0.0	0.0	0.0	0.0	0.0	0.0
Shrinkage													
Acid Gas	0.0	0.0	0.0	0.0	0.0	0.0	0.0	0.0	0.0	0.0	0.0	0.0	0.0
Other products	3.0	0.4	1.2	0.0	0.1	0.0	0.0	1.3	0.0	0.0	0.0	0.0	6.0
Fuel	76.2	51.5	65.4	67.6	64.3	47.3	0.0	71.9	55.3	53.6	53.9	65.4	672.4
Flared	0.0	0.0	0.0	0.0	0.0	0.0	0.0	0.0	0.0	0.0	0.0	0.0	0.0
Vented	0.3	0.7	0.3	0.1	0.1	0.0	0.0	0.0	0.0	0.0	0.0	0.0	1.5
Diff and Other	-164.9	-68.0	-88.9	-119.6	-64.7	-142.6	-1.5	-198.3	-170.5	41.1	79.3	-19.2	-917.8
Process and Frac													
Pentanes Plus	14.6	1.8	5.7	0.0	0.7	0.0	0.0	6.1	0.0	0.0	0.0	0.0	28.9
Propane	0.0	0.0	0.0	0.0	0.0	0.0	0.0	0.0	0.0	0.0	0.0	0.0	0.0
Butanes	0.0	0.0	0.0	0.0	0.0	0.0	0.0	0.0	0.0	0.0	0.0	0.0	0.0
Ethane	0.0	0.0	0.0	0.0	0.0	0.0	0.0	0.0	0.0	0.0	0.0	0.0	0.0
NGL	0.0	0.0	0.0	0.0	0.0	0.0	0.0	0.0	0.0	0.0	0.0	0.0	0.0
Sulphur	0.0	0.0	0.0	0.0	0.0	0.0	0.0	0.0	0.0	0.0	0.0	0.0	0.0
Sulphur Closing Inv	0.0	0.0	0.0	0.0	0.0	0.0	0.0	0.0	0.0	0.0	0.0	0.0	0.0

Unit of Measurement: Gas and Gas equivalent products: 1000m3, Liquids: m3, Sulphur: MTS

VPR6200

Facility ID ABGS0004014

Facility Name APACHE NORTH BINGLEY

Facility Licence # Not Licenced

Facility Operator OAW4 PARA

Production Month	201701	201702	201703	201704	201705	201706	201707	201708	201709	201710	201711	201712	Totals
Receipts													
Receipts from Alberta Facilities	1,336.5	1,540.9	2,799.7	3,103.0	2,890.8	2,597.9	2,790.2	2,554.1	2,542.9	2,454.7	2,098.1	2,462.6	29,171.4
Receipts from Non-Alberta Facilities	0.0	0.0	0.0	0.0	0.0	0.0	0.0	0.0	0.0	0.0	0.0	0.0	0.0
Dispositions													
Disposition													
Battery	0.0	0.0	0.0	0.0	0.0	0.0	0.0	0.0	0.0	0.0	0.0	0.0	0.0
Gas Gathering System	0.0	0.0	0.0	0.0	0.0	0.0	0.0	0.0	0.0	0.0	0.0	0.0	0.0
Gas Plant	1,253.1	1,481.3	2,794.8	2,902.9	2,785.6	2,389.0	2,797.8	2,444.9	2,384.8	2,250.6	1,979.4	2,449.9	27,914.1
Injection Facility	0.0	0.0	0.0	0.0	0.0	0.0	0.0	0.0	0.0	0.0	0.0	0.0	0.0
Meter Station	0.0	0.0	0.0	0.0	0.0	0.0	0.0	0.0	0.0	0.0	0.0	0.0	0.0
Other	0.0	0.0	0.0	0.0	0.0	0.0	0.0	0.0	0.0	0.0	0.0	0.0	0.0
Alberta Commercial	0.0	0.0	0.0	0.0	0.0	0.0	0.0	0.0	0.0	0.0	0.0	0.0	0.0
Alberta Industrial	0.0	0.0	0.0	0.0	0.0	0.0	0.0	0.0	0.0	0.0	0.0	0.0	0.0
Alberta Residential	0.0	0.0	0.0	0.0	0.0	0.0	0.0	0.0	0.0	0.0	0.0	0.0	0.0
Alberta Elec.Generation	0.0	0.0	0.0	0.0	0.0	0.0	0.0	0.0	0.0	0.0	0.0	0.0	0.0
Shrinkage													
Acid Gas	0.0	0.0	0.0	0.0	0.0	0.0	0.0	0.0	0.0	0.0	0.0	0.0	0.0
Other products	1.4	6.8	1.6	0.0	0.0	3.7	0.0	0.0	0.0	2.9	4.8	0.0	21.2
Fuel	97.6	94.7	104.7	94.0	95.0	80.6	94.1	82.0	85.2	83.5	85.9	89.6	1,086.9
Flared	0.0	0.1	0.0	0.2	0.1	0.1	0.0	0.0	0.0	0.0	0.2	0.0	0.7
Vented	0.0	0.0	0.0	0.0	0.0	0.0	0.0	0.0	0.0	0.0	0.0	0.0	0.0
Diff and Other	-15.6	-42.0	-101.4	105.9	10.1	124.5	-101.7	27.2	72.9	117.7	27.8	-76.9	148.5
Process and Frac													
Pentanes Plus	6.9	32.8	7.8	0.0	0.0	18.0	0.0	0.0	0.0	14.2	23.0	0.0	102.7
Propane	0.0	0.0	0.0	0.0	0.0	0.0	0.0	0.0	0.0	0.0	0.0	0.0	0.0
Butanes	0.0	0.0	0.0	0.0	0.0	0.0	0.0	0.0	0.0	0.0	0.0	0.0	0.0
Ethane	0.0	0.0	0.0	0.0	0.0	0.0	0.0	0.0	0.0	0.0	0.0	0.0	0.0
NGL	0.0	0.0	0.0	0.0	0.0	0.0	0.0	0.0	0.0	0.0	0.0	0.0	0.0
Sulphur	0.0	0.0	0.0	0.0	0.0	0.0	0.0	0.0	0.0	0.0	0.0	0.0	0.0
Sulphur Closing Inv	0.0	0.0	0.0	0.0	0.0	0.0	0.0	0.0	0.0	0.0	0.0	0.0	0.0

Unit of Measurement: Gas and Gas equivalent products: 1000m3, Liquids: m3, Sulphur: MTS

VPR6200
Facility ID ABGS0004032

Facility Name RANGER CLARESHOLM

Facility Licence # Not Licenced

Facility Operator OHE9 CNRL

Production Month	201701	201702	201703	201704	201705	201706	201707	201708	201709	201710	201711	201712	Totals
Receipts													
Receipts from Alberta Facilities	2,885.5	2,674.5	3,122.9	3,064.8	3,095.3	2,500.1	3,026.0	3,122.3	2,716.7	2,866.4	2,591.6	2,471.0	34,137.1
Receipts from Non-Alberta Facilities	0.0	0.0	0.0	0.0	0.0	0.0	0.0	0.0	0.0	0.0	0.0	0.0	0.0
Dispositions													
Disposition													
Battery	0.0	0.0	0.0	0.0	0.0	0.0	0.0	0.0	0.0	0.0	0.0	0.0	0.0
Gas Gathering System	2,787.0	2,585.6	3,024.4	2,969.5	2,997.9	2,404.8	2,973.4	3,023.8	2,621.4	2,767.9	2,496.3	2,372.5	33,024.5
Gas Plant	0.0	0.0	0.0	0.0	0.0	0.0	0.0	0.0	0.0	0.0	0.0	0.0	0.0
Injection Facility	0.0	0.0	0.0	0.0	0.0	0.0	0.0	0.0	0.0	0.0	0.0	0.0	0.0
Meter Station	0.0	0.0	0.0	0.0	0.0	0.0	0.0	0.0	0.0	0.0	0.0	0.0	0.0
Other	0.0	0.0	0.0	0.0	0.0	0.0	0.0	0.0	0.0	0.0	0.0	0.0	0.0
Alberta Commercial	0.0	0.0	0.0	0.0	0.0	0.0	0.0	0.0	0.0	0.0	0.0	0.0	0.0
Alberta Industrial	0.0	0.0	0.0	0.0	0.0	0.0	0.0	0.0	0.0	0.0	0.0	0.0	0.0
Alberta Residential	0.0	0.0	0.0	0.0	0.0	0.0	0.0	0.0	0.0	0.0	0.0	0.0	0.0
Alberta Elec.Generation	0.0	0.0	0.0	0.0	0.0	0.0	0.0	0.0	0.0	0.0	0.0	0.0	0.0
Shrinkage													
Acid Gas	0.0	0.0	0.0	0.0	0.0	0.0	0.0	0.0	0.0	0.0	0.0	0.0	0.0
Other products	1.2	1.3	0.6	0.7	0.2	0.2	0.0	0.0	0.0	0.4	0.6	0.3	5.5
Fuel	98.5	88.9	98.5	95.3	98.5	95.3	98.5	98.5	95.3	98.5	95.3	98.5	1,159.6
Flared	0.0	0.0	0.0	0.0	0.0	0.0	0.0	0.0	0.0	0.0	0.0	0.0	0.0
Vented	0.0	0.0	0.0	0.0	0.0	0.0	0.0	0.0	0.0	0.0	0.0	0.0	0.0
Diff and Other	-1.2	-1.3	-0.6	-0.7	-1.3	-0.2	-45.9	0.0	0.0	-0.4	-0.6	-0.3	-52.5
Process and Frac													
Pentanes Plus	5.8	6.4	3.1	3.2	1.0	1.2	0.0	0.0	0.0	2.1	2.7	1.6	27.1
Propane	0.0	0.0	0.0	0.0	0.0	0.0	0.0	0.0	0.0	0.0	0.0	0.0	0.0
Butanes	0.0	0.0	0.0	0.0	0.0	0.0	0.0	0.0	0.0	0.0	0.0	0.0	0.0
Ethane	0.0	0.0	0.0	0.0	0.0	0.0	0.0	0.0	0.0	0.0	0.0	0.0	0.0
NGL	0.0	0.0	0.0	0.0	0.0	0.0	0.0	0.0	0.0	0.0	0.0	0.0	0.0
Sulphur	0.0	0.0	0.0	0.0	0.0	0.0	0.0	0.0	0.0	0.0	0.0	0.0	0.0
Sulphur Closing Inv	0.0	0.0	0.0	0.0	0.0	0.0	0.0	0.0	0.0	0.0	0.0	0.0	0.0

Unit of Measurement: Gas and Gas equivalent products: 1000m3, Liquids: m3, Sulphur: MTS

VPR6200

Facility ID ABGS0004053

Facility Name AMOCO ELKTON

Facility Licence # 4775

Facility Operator OAW4 PARA

Production Month	201701	201702	201703	201704	201705	201706	201707	201708	201709	201710	201711	201712	Totals
Receipts													
Receipts from Alberta Facilities	7,247.1	6,422.2	7,499.7	7,171.4	7,404.5	7,067.5	7,069.1	8,031.4	7,488.9	7,622.4	6,961.1	7,163.4	87,148.7
Receipts from Non-Alberta Facilities	0.0	0.0	0.0	0.0	0.0	0.0	0.0	0.0	0.0	0.0	0.0	0.0	0.0
Dispositions													
Disposition													
Battery	0.0	0.0	0.0	0.0	0.0	0.0	0.0	0.0	0.0	0.0	0.0	0.0	0.0
Gas Gathering System	7,118.0	6,520.2	7,520.8	7,143.1	7,373.9	7,057.9	7,114.0	8,056.2	7,517.8	7,619.2	7,049.6	7,292.1	87,382.8
Gas Plant	0.0	0.0	0.0	0.0	0.0	0.0	0.0	0.0	0.0	0.0	0.0	0.0	0.0
Injection Facility	0.0	0.0	0.0	0.0	0.0	0.0	0.0	0.0	0.0	0.0	0.0	0.0	0.0
Meter Station	0.0	0.0	0.0	0.0	0.0	0.0	0.0	0.0	0.0	0.0	0.0	0.0	0.0
Other	0.0	0.0	0.0	0.0	0.0	0.0	0.0	0.0	0.0	0.0	0.0	0.0	0.0
Alberta Commercial	0.0	0.0	0.0	0.0	0.0	0.0	0.0	0.0	0.0	0.0	0.0	0.0	0.0
Alberta Industrial	0.0	0.0	0.0	0.0	0.0	0.0	0.0	0.0	0.0	0.0	0.0	0.0	0.0
Alberta Residential	0.0	0.0	0.0	0.0	0.0	0.0	0.0	0.0	0.0	0.0	0.0	0.0	0.0
Alberta Elec.Generation	0.0	0.0	0.0	0.0	0.0	0.0	0.0	0.0	0.0	0.0	0.0	0.0	0.0
Shrinkage													
Acid Gas	0.0	0.0	0.0	0.0	0.0	0.0	0.0	0.0	0.0	0.0	0.0	0.0	0.0
Other products	0.0	0.0	0.0	0.0	0.0	0.0	8.8	1.3	0.0	0.0	0.0	0.0	10.1
Fuel	0.0	0.0	0.0	0.0	0.0	0.0	0.0	0.0	0.0	0.0	0.0	0.0	0.0
Flared	0.4	1.2	0.4	0.0	0.8	1.2	2.0	0.0	0.0	0.0	1.2	0.0	7.2
Vented	0.0	0.0	0.0	0.0	0.0	0.0	0.0	0.0	0.0	0.0	0.0	0.0	0.0
Diff and Other	128.7	-99.2	-21.5	28.3	29.8	8.4	-55.7	-26.1	-28.9	3.2	-89.7	-128.7	-251.4
Process and Frac													
Pentanes Plus	0.0	0.0	0.0	0.0	0.0	0.0	42.7	6.3	0.0	0.0	0.0	0.0	49.0
Propane	0.0	0.0	0.0	0.0	0.0	0.0	0.0	0.0	0.0	0.0	0.0	0.0	0.0
Butanes	0.0	0.0	0.0	0.0	0.0	0.0	0.0	0.0	0.0	0.0	0.0	0.0	0.0
Ethane	0.0	0.0	0.0	0.0	0.0	0.0	0.0	0.0	0.0	0.0	0.0	0.0	0.0
NGL	0.0	0.0	0.0	0.0	0.0	0.0	0.0	0.0	0.0	0.0	0.0	0.0	0.0
Sulphur	0.0	0.0	0.0	0.0	0.0	0.0	0.0	0.0	0.0	0.0	0.0	0.0	0.0
Sulphur Closing Inv	0.0	0.0	0.0	0.0	0.0	0.0	0.0	0.0	0.0	0.0	0.0	0.0	0.0

Unit of Measurement: Gas and Gas equivalent products: 1000m3, Liquids: m3, Sulphur: MTS

VPR6200

Facility ID ABGS0004100

Facility Name TARRAGON MINNEHIK-BUCK LK

Facility Licence # Not Licenced

Facility Operator A5TT TAC

Production Month	201701	201702	201703	201704	201705	201706	201707	201708	201709	201710	201711	201712	Totals
Receipts													
Receipts from Alberta Facilities	357.1	370.0	371.1	397.0	401.1	395.5	365.3	292.7	317.3	333.9	254.5	393.6	4,249.1
Receipts from Non-Alberta Facilities	0.0	0.0	0.0	0.0	0.0	0.0	0.0	0.0	0.0	0.0	0.0	0.0	0.0
Dispositions													
Disposition													
Battery	0.0	0.0	0.0	0.0	0.0	0.0	0.0	0.0	0.0	0.0	0.0	0.0	0.0
Gas Gathering System	308.8	302.0	294.6	331.3	332.9	335.2	259.2	293.4	274.7	253.0	204.2	277.1	3,466.4
Gas Plant	0.0	0.0	0.0	0.0	0.0	0.0	0.0	0.0	0.0	0.0	0.0	0.0	0.0
Injection Facility	0.0	0.0	0.0	0.0	0.0	0.0	0.0	0.0	0.0	0.0	0.0	0.0	0.0
Meter Station	0.0	0.0	0.0	0.0	0.0	0.0	0.0	0.0	0.0	0.0	0.0	0.0	0.0
Other	0.0	0.0	0.0	0.0	0.0	0.0	0.0	0.0	0.0	0.0	0.0	0.0	0.0
Alberta Commercial	0.0	0.0	0.0	0.0	0.0	0.0	0.0	0.0	0.0	0.0	0.0	0.0	0.0
Alberta Industrial	0.0	0.0	0.0	0.0	0.0	0.0	0.0	0.0	0.0	0.0	0.0	0.0	0.0
Alberta Residential	0.0	0.0	0.0	0.0	0.0	0.0	0.0	0.0	0.0	0.0	0.0	0.0	0.0
Alberta Elec.Generation	0.0	0.0	0.0	0.0	0.0	0.0	0.0	0.0	0.0	0.0	0.0	0.0	0.0
Shrinkage													
Acid Gas	0.0	0.0	0.0	0.0	0.0	0.0	0.0	0.0	0.0	0.0	0.0	0.0	0.0
Other products	6.7	6.5	8.8	7.2	5.6	5.7	3.1	4.2	5.6	5.4	6.2	7.4	72.4
Fuel	59.5	66.0	68.2	63.6	60.0	57.6	59.8	48.3	60.0	62.0	60.0	62.0	727.0
Flared	0.0	0.0	0.0	0.0	0.0	0.0	0.0	0.0	0.0	0.0	0.0	0.0	0.0
Vented	0.0	0.0	0.0	0.0	0.0	0.0	0.1	0.0	0.0	0.0	0.0	0.1	0.2
Diff and Other	-17.9	-4.5	-0.5	-5.1	2.6	-3.0	43.1	-53.2	-23.0	13.5	-15.9	47.0	-16.9
Process and Frac													
Pentanes Plus	32.5	31.4	42.6	34.7	27.2	27.5	14.9	20.5	27.3	26.2	29.8	36.0	350.6
Propane	0.0	0.0	0.0	0.0	0.0	0.0	0.0	0.0	0.0	0.0	0.0	0.0	0.0
Butanes	0.0	0.0	0.0	0.0	0.0	0.0	0.0	0.0	0.0	0.0	0.0	0.0	0.0
Ethane	0.0	0.0	0.0	0.0	0.0	0.0	0.0	0.0	0.0	0.0	0.0	0.0	0.0
NGL	0.0	0.0	0.0	0.0	0.0	0.0	0.0	0.0	0.0	0.0	0.0	0.0	0.0
Sulphur	0.0	0.0	0.0	0.0	0.0	0.0	0.0	0.0	0.0	0.0	0.0	0.0	0.0
Sulphur Closing Inv	0.0	0.0	0.0	0.0	0.0	0.0	0.0	0.0	0.0	0.0	0.0	0.0	0.0

Unit of Measurement: Gas and Gas equivalent products: 1000m3, Liquids: m3, Sulphur: MTS

VPR6200

Facility ID ABGS0004111

Facility Name NCE PETROFUND GARRINGTON

Facility Licence # 5135

Facility Operator OTM9 NAL

Production Month	201701	201702	201703	201704	201705	201706	201707	201708	201709	201710	201711	201712	Totals
Receipts													
Receipts from Alberta Facilities	1,125.4	1,063.8	1,166.7	960.6	1,121.7	1,056.5	964.2	952.1	1,025.9	1,047.5	1,042.2	1,042.0	12,568.6
Receipts from Non-Alberta Facilities	0.0	0.0	0.0	0.0	0.0	0.0	0.0	0.0	0.0	0.0	0.0	0.0	0.0
Dispositions													
Disposition													
Battery	0.0	0.0	0.0	0.0	0.0	0.0	0.0	0.0	0.0	0.0	0.0	0.0	0.0
Gas Gathering System	1,115.5	1,022.4	951.9	864.8	1,070.9	999.7	923.9	921.0	995.8	999.9	978.6	970.1	11,814.5
Gas Plant	0.0	0.0	0.0	0.0	0.0	0.0	0.0	0.0	0.0	0.0	0.0	0.0	0.0
Injection Facility	0.0	0.0	0.0	0.0	0.0	0.0	0.0	0.0	0.0	0.0	0.0	0.0	0.0
Meter Station	0.0	0.0	0.0	0.0	0.0	0.0	0.0	0.0	0.0	0.0	0.0	0.0	0.0
Other	0.0	0.0	0.0	0.0	0.0	0.0	0.0	0.0	0.0	0.0	0.0	0.0	0.0
Alberta Commercial	0.0	0.0	0.0	0.0	0.0	0.0	0.0	0.0	0.0	0.0	0.0	0.0	0.0
Alberta Industrial	0.0	0.0	0.0	0.0	0.0	0.0	0.0	0.0	0.0	0.0	0.0	0.0	0.0
Alberta Residential	0.0	0.0	0.0	0.0	0.0	0.0	0.0	0.0	0.0	0.0	0.0	0.0	0.0
Alberta Elec.Generation	0.0	0.0	0.0	0.0	0.0	0.0	0.0	0.0	0.0	0.0	0.0	0.0	0.0
Shrinkage													
Acid Gas	0.0	0.0	0.0	0.0	0.0	0.0	0.0	0.0	0.0	0.0	0.0	0.0	0.0
Other products	13.9	12.6	3.2	0.8	1.1	1.8	1.3	2.0	1.0	0.5	4.7	1.0	43.9
Fuel	15.2	14.2	13.7	13.5	12.1	13.1	16.9	10.6	8.1	11.9	42.1	45.4	216.8
Flared	0.0	0.0	0.0	0.0	0.0	0.0	0.0	0.0	0.0	0.0	0.0	0.0	0.0
Vented	0.1	0.0	0.0	0.0	0.0	0.0	0.0	0.0	0.0	0.0	0.0	0.0	0.1
Diff and Other	-19.3	14.6	197.9	81.5	37.6	41.9	22.1	18.5	21.0	35.2	16.8	25.5	493.3
Process and Frac													
Pentanes Plus	67.1	61.2	15.5	3.7	5.3	8.5	6.5	9.8	4.9	2.6	22.9	4.9	212.9
Propane	0.0	0.0	0.0	0.0	0.0	0.0	0.0	0.0	0.0	0.0	0.0	0.0	0.0
Butanes	0.0	0.0	0.0	0.0	0.0	0.0	0.0	0.0	0.0	0.0	0.0	0.0	0.0
Ethane	0.0	0.0	0.0	0.0	0.0	0.0	0.0	0.0	0.0	0.0	0.0	0.0	0.0
NGL	0.0	0.0	0.0	0.0	0.0	0.0	0.0	0.0	0.0	0.0	0.0	0.0	0.0
Sulphur	0.0	0.0	0.0	0.0	0.0	0.0	0.0	0.0	0.0	0.0	0.0	0.0	0.0
Sulphur Closing Inv	0.0	0.0	0.0	0.0	0.0	0.0	0.0	0.0	0.0	0.0	0.0	0.0	0.0

Unit of Measurement: Gas and Gas equivalent products: 1000m3, Liquids: m3, Sulphur: MTS

VPR6200
Facility ID ABGS0004133

Facility Name PANCDN MORNINGSIDE

Facility Licence # Not Licenced

Facility Operator A74Y TIDEWATER

Production Month	201701	201702	201703	201704	201705	201706	201707	201708	201709	201710	201711	201712	Totals
Receipts													
Receipts from Alberta Facilities	1,454.0	954.1	1,295.2	1,687.5	1,627.2	1,774.7	2,010.5	1,967.3	1,928.7	1,902.6	1,719.7	1,662.3	19,983.8
Receipts from Non-Alberta Facilities	0.0	0.0	0.0	0.0	0.0	0.0	0.0	0.0	0.0	0.0	0.0	0.0	0.0
Dispositions													
Disposition													
Battery	0.0	0.0	0.0	0.0	0.0	0.0	0.0	0.0	0.0	0.0	0.0	0.0	0.0
Gas Gathering System	1,398.0	839.6	1,214.7	1,501.6	1,478.1	1,629.2	1,845.0	1,820.8	1,836.1	1,776.2	1,571.9	1,540.1	18,451.3
Gas Plant	0.0	0.0	0.0	0.0	0.0	0.0	0.0	0.0	0.0	0.0	0.0	0.0	0.0
Injection Facility	0.0	0.0	0.0	0.0	0.0	0.0	0.0	0.0	0.0	0.0	0.0	0.0	0.0
Meter Station	0.0	0.0	0.0	0.0	0.0	0.0	0.0	0.0	0.0	0.0	0.0	0.0	0.0
Other	0.0	0.0	0.0	0.0	0.0	0.0	0.0	0.0	0.0	0.0	0.0	0.0	0.0
Alberta Commercial	0.0	0.0	0.0	0.0	0.0	0.0	0.0	0.0	0.0	0.0	0.0	0.0	0.0
Alberta Industrial	0.0	0.0	0.0	0.0	0.0	0.0	0.0	0.0	0.0	0.0	0.0	0.0	0.0
Alberta Residential	0.0	0.0	0.0	0.0	0.0	0.0	0.0	0.0	0.0	0.0	0.0	0.0	0.0
Alberta Elec.Generation	0.0	0.0	0.0	0.0	0.0	0.0	0.0	0.0	0.0	0.0	0.0	0.0	0.0
Shrinkage													
Acid Gas	0.0	0.0	0.0	0.0	0.0	0.0	0.0	0.0	0.0	0.0	0.0	0.0	0.0
Other products	11.4	2.5	4.6	5.8	3.7	3.9	2.9	1.8	3.2	1.6	3.0	11.9	56.3
Fuel	94.0	77.7	95.1	102.3	98.6	108.2	117.8	117.0	116.3	127.3	119.1	112.1	1,285.5
Flared	0.0	0.0	0.0	0.0	0.0	0.0	0.0	0.0	0.0	0.0	0.0	0.0	0.0
Vented	0.0	0.0	0.0	0.0	0.0	0.0	0.0	0.0	0.0	0.0	0.0	0.0	0.0
Diff and Other	-49.4	34.3	-19.2	77.8	46.8	33.4	44.8	27.7	-26.9	-2.5	25.7	-1.8	190.7
Process and Frac													
Pentanes Plus	55.3	12.0	22.2	28.2	18.1	18.7	14.2	8.7	15.6	7.7	14.5	57.5	272.7
Propane	0.0	0.0	0.0	0.0	0.0	0.0	0.0	0.0	0.0	0.0	0.0	0.0	0.0
Butanes	0.0	0.0	0.0	0.0	0.0	0.0	0.0	0.0	0.0	0.0	0.0	0.0	0.0
Ethane	0.0	0.0	0.0	0.0	0.0	0.0	0.0	0.0	0.0	0.0	0.0	0.0	0.0
NGL	0.0	0.0	0.0	0.0	0.0	0.0	0.0	0.0	0.0	0.0	0.0	0.0	0.0
Sulphur	0.0	0.0	0.0	0.0	0.0	0.0	0.0	0.0	0.0	0.0	0.0	0.0	0.0
Sulphur Closing Inv	0.0	0.0	0.0	0.0	0.0	0.0	0.0	0.0	0.0	0.0	0.0	0.0	0.0

Unit of Measurement: Gas and Gas equivalent products: 1000m3, Liquids: m3, Sulphur: MTS

VPR6200
Facility ID ABGS0004155

Facility Name POCO DIMSDALE

Facility Licence # Not Licenced

Facility Operator A517 LONG RUN

Production Month	201701	201702	201703	201704	201705	201706	201707	201708	201709	201710	201711	201712	Totals
Receipts													
Receipts from Alberta Facilities	1,088.8	864.3	1,030.5	1,015.3	1,025.2	956.1	972.2	977.6	957.4	943.0	912.1	928.4	11,670.9
Receipts from Non-Alberta Facilities	0.0	0.0	0.0	0.0	0.0	0.0	0.0	0.0	0.0	0.0	0.0	0.0	0.0
Dispositions													
Disposition													
Battery	6.5	11.3	20.4	24.0	26.4	27.4	22.1	23.4	19.4	0.0	18.7	22.7	222.3
Gas Gathering System	0.0	0.0	0.0	0.0	0.0	0.0	0.0	0.0	0.0	0.0	0.0	0.0	0.0
Gas Plant	0.0	0.0	0.0	0.0	0.0	0.0	0.0	0.0	0.0	0.0	0.0	0.0	0.0
Injection Facility	0.0	0.0	0.0	0.0	0.0	0.0	0.0	0.0	0.0	0.0	0.0	0.0	0.0
Meter Station	1,014.5	801.6	954.0	909.0	924.3	872.7	918.6	895.3	874.9	865.7	816.7	825.3	10,672.6
Other	0.0	0.0	0.0	0.0	0.0	0.0	0.0	0.0	0.0	0.0	0.0	0.0	0.0
Alberta Commercial	0.0	0.0	0.0	0.0	0.0	0.0	0.0	0.0	0.0	0.0	0.0	0.0	0.0
Alberta Industrial	0.0	0.0	0.0	0.0	0.0	0.0	0.0	0.0	0.0	0.0	0.0	0.0	0.0
Alberta Residential	0.0	0.0	0.0	0.0	0.0	0.0	0.0	0.0	0.0	0.0	0.0	0.0	0.0
Alberta Elec.Generation	0.0	0.0	0.0	0.0	0.0	0.0	0.0	0.0	0.0	0.0	0.0	0.0	0.0
Shrinkage													
Acid Gas	0.0	0.0	0.0	0.0	0.0	0.0	0.0	0.0	0.0	0.0	0.0	0.0	0.0
Other products	7.9	4.2	4.7	4.1	3.8	2.9	1.7	2.2	3.2	4.0	5.2	4.5	48.4
Fuel	82.1	68.7	81.9	84.5	89.0	86.5	88.7	89.3	86.1	79.5	54.4	59.0	949.7
Flared	0.0	0.0	0.0	0.0	0.0	0.0	0.0	0.0	0.0	0.0	0.0	0.0	0.0
Vented	1.1	3.6	1.2	0.0	1.7	1.2	0.0	0.0	0.6	1.5	0.5	1.3	12.7
Diff and Other	-23.3	-25.1	-31.7	-6.3	-20.0	-34.6	-58.9	-32.6	-26.8	-7.7	16.6	15.6	-234.8
Process and Frac													
Pentanes Plus	38.0	20.1	22.5	19.6	18.3	13.9	8.3	10.5	15.5	19.4	25.3	21.7	233.1
Propane	0.0	0.0	0.0	0.0	0.0	0.0	0.0	0.0	0.0	0.0	0.0	0.0	0.0
Butanes	0.0	0.0	0.0	0.0	0.0	0.0	0.0	0.0	0.0	0.0	0.0	0.0	0.0
Ethane	0.0	0.0	0.0	0.0	0.0	0.0	0.0	0.0	0.0	0.0	0.0	0.0	0.0
NGL	0.0	0.0	0.0	0.0	0.0	0.0	0.0	0.0	0.0	0.0	0.0	0.0	0.0
Sulphur	0.0	0.0	0.0	0.0	0.0	0.0	0.0	0.0	0.0	0.0	0.0	0.0	0.0
Sulphur Closing Inv	0.0	0.0	0.0	0.0	0.0	0.0	0.0	0.0	0.0	0.0	0.0	0.0	0.0

Unit of Measurement: Gas and Gas equivalent products: 1000m3, Liquids: m3, Sulphur: MTS

VPR6200

Facility ID ABGS0004183

Facility Name BERKLEY WILD RIVER

Facility Licence # Not Licenced

Facility Operator OHE9 CNRL

Production Month	201701	201702	201703	201704	201705	201706	201707	201708	201709	201710	201711	201712	Totals
Receipts													
Receipts from Alberta Facilities	15,030.9	13,510.1	15,021.1	14,737.2	14,804.3	13,253.7	14,678.5	14,655.0	14,280.3	14,521.3	13,700.4	14,011.2	172,204.0
Receipts from Non-Alberta Facilities	0.0	0.0	0.0	0.0	0.0	0.0	0.0	0.0	0.0	0.0	0.0	0.0	0.0
Dispositions													
Disposition													
Battery	0.0	0.0	0.0	0.0	0.0	0.0	0.0	0.0	0.0	0.0	0.0	0.0	0.0
Gas Gathering System	0.0	0.0	0.0	0.0	0.0	0.0	0.0	0.0	0.0	0.0	0.0	0.0	0.0
Gas Plant	15,030.9	13,510.1	15,021.1	14,737.2	14,804.3	13,253.7	14,678.5	14,655.0	14,280.3	14,521.3	13,700.4	14,011.2	172,204.0
Injection Facility	0.0	0.0	0.0	0.0	0.0	0.0	0.0	0.0	0.0	0.0	0.0	0.0	0.0
Meter Station	0.0	0.0	0.0	0.0	0.0	0.0	0.0	0.0	0.0	0.0	0.0	0.0	0.0
Other	0.0	0.0	0.0	0.0	0.0	0.0	0.0	0.0	0.0	0.0	0.0	0.0	0.0
Alberta Commercial	0.0	0.0	0.0	0.0	0.0	0.0	0.0	0.0	0.0	0.0	0.0	0.0	0.0
Alberta Industrial	0.0	0.0	0.0	0.0	0.0	0.0	0.0	0.0	0.0	0.0	0.0	0.0	0.0
Alberta Residential	0.0	0.0	0.0	0.0	0.0	0.0	0.0	0.0	0.0	0.0	0.0	0.0	0.0
Alberta Elec.Generation	0.0	0.0	0.0	0.0	0.0	0.0	0.0	0.0	0.0	0.0	0.0	0.0	0.0
Shrinkage													
Acid Gas	0.0	0.0	0.0	0.0	0.0	0.0	0.0	0.0	0.0	0.0	0.0	0.0	0.0
Other products	7.0	10.9	3.1	10.6	15.3	14.6	37.0	18.1	24.7	31.9	13.1	4.0	190.3
Fuel	0.0	0.0	0.0	0.0	0.0	0.0	0.0	0.0	0.0	0.0	0.0	0.0	0.0
Flared	0.0	0.0	0.0	0.0	0.0	0.0	0.0	0.0	0.0	0.0	0.0	0.0	0.0
Vented	0.0	0.0	0.0	0.0	0.0	0.0	0.0	0.0	0.0	0.0	0.0	0.0	0.0
Diff and Other	-7.0	-10.9	-3.1	-10.6	-15.3	-14.6	-37.0	-18.1	-24.7	-31.9	-13.1	-4.0	-190.3
Process and Frac													
Pentanes Plus	34.1	52.6	15.0	51.5	74.1	70.5	178.9	87.5	119.6	154.3	63.6	19.2	920.9
Propane	0.0	0.0	0.0	0.0	0.0	0.0	0.0	0.0	0.0	0.0	0.0	0.0	0.0
Butanes	0.0	0.0	0.0	0.0	0.0	0.0	0.0	0.0	0.0	0.0	0.0	0.0	0.0
Ethane	0.0	0.0	0.0	0.0	0.0	0.0	0.0	0.0	0.0	0.0	0.0	0.0	0.0
NGL	0.0	0.0	0.0	0.0	0.0	0.0	0.0	0.0	0.0	0.0	0.0	0.0	0.0
Sulphur	0.0	0.0	0.0	0.0	0.0	0.0	0.0	0.0	0.0	0.0	0.0	0.0	0.0
Sulphur Closing Inv	0.0	0.0	0.0	0.0	0.0	0.0	0.0	0.0	0.0	0.0	0.0	0.0	0.0

Unit of Measurement: Gas and Gas equivalent products: 1000m3, Liquids: m3, Sulphur: MTS

VPR6200
Facility ID ABGS0004191

Facility Name POCO WOLF SOUTH

Facility Licence # Not Licenced

Facility Operator A5D4 CVE

Production Month	201701	201702	201703	201704	201705	201706	201707	201708	201709	201710	201711	201712	Totals
Receipts													
Receipts from Alberta Facilities	25,563.2	22,917.5	25,754.8	24,286.9	24,835.9	30,002.4	25,018.1	33,203.5	28,172.8	31,436.0	32,608.0	39,789.1	343,588.2
Receipts from Non-Alberta Facilities	0.0	0.0	0.0	0.0	0.0	0.0	0.0	0.0	0.0	0.0	0.0	0.0	0.0
Dispositions													
Disposition													
Battery	0.0	0.0	0.0	0.0	0.0	0.0	0.0	0.0	0.0	0.0	0.0	0.0	0.0
Gas Gathering System	0.0	0.0	0.0	0.0	0.0	0.0	0.0	0.0	0.0	0.0	0.0	0.0	0.0
Gas Plant	25,974.6	23,271.1	26,222.4	24,742.1	25,281.8	30,000.8	25,017.2	33,202.2	28,171.7	31,434.2	32,606.9	39,786.3	345,711.3
Injection Facility	0.0	0.0	0.0	0.0	0.0	0.0	0.0	0.0	0.0	0.0	0.0	0.0	0.0
Meter Station	0.0	0.0	0.0	0.0	0.0	0.0	0.0	0.0	0.0	0.0	0.0	0.0	0.0
Other	0.0	0.0	0.0	0.0	0.0	0.0	0.0	0.0	0.0	0.0	0.0	0.0	0.0
Alberta Commercial	0.0	0.0	0.0	0.0	0.0	0.0	0.0	0.0	0.0	0.0	0.0	0.0	0.0
Alberta Industrial	0.0	0.0	0.0	0.0	0.0	0.0	0.0	0.0	0.0	0.0	0.0	0.0	0.0
Alberta Residential	0.0	0.0	0.0	0.0	0.0	0.0	0.0	0.0	0.0	0.0	0.0	0.0	0.0
Alberta Elec.Generation	0.0	0.0	0.0	0.0	0.0	0.0	0.0	0.0	0.0	0.0	0.0	0.0	0.0
Shrinkage													
Acid Gas	0.0	0.0	0.0	0.0	0.0	0.0	0.0	0.0	0.0	0.0	0.0	0.0	0.0
Other products	3.9	10.0	7.7	1.6	2.0	1.6	0.9	1.3	1.1	1.8	4.2	3.4	39.5
Fuel	720.2	465.2	579.2	556.3	574.6	0.0	0.0	0.0	0.0	0.0	0.0	0.0	2,895.5
Flared	0.0	0.0	0.0	0.0	0.0	0.0	0.0	0.0	0.0	0.0	0.0	0.0	0.0
Vented	0.5	0.8	1.4	0.8	0.4	0.0	0.0	0.0	0.0	0.0	0.0	0.0	3.9
Diff and Other	-1,136.0	-829.6	-1,055.9	-1,013.9	-1,022.9	0.0	0.0	0.0	0.0	0.0	-3.1	-0.6	-5,062.0
Process and Frac													
Pentanes Plus	18.9	48.3	37.1	7.5	9.9	7.5	4.5	6.5	5.5	8.7	20.5	16.6	191.5
Propane	0.0	0.0	0.0	0.0	0.0	0.0	0.0	0.0	0.0	0.0	0.0	0.0	0.0
Butanes	0.0	0.0	0.0	0.0	0.0	0.0	0.0	0.0	0.0	0.0	0.0	0.0	0.0
Ethane	0.0	0.0	0.0	0.0	0.0	0.0	0.0	0.0	0.0	0.0	0.0	0.0	0.0
NGL	0.0	0.0	0.0	0.0	0.0	0.0	0.0	0.0	0.0	0.0	0.0	0.0	0.0
Sulphur	0.0	0.0	0.0	0.0	0.0	0.0	0.0	0.0	0.0	0.0	0.0	0.0	0.0
Sulphur Closing Inv	0.0	0.0	0.0	0.0	0.0	0.0	0.0	0.0	0.0	0.0	0.0	0.0	0.0

Unit of Measurement: Gas and Gas equivalent products: 1000m3, Liquids: m3, Sulphur: MTS

VPR6200

Facility ID ABGS0004196

Facility Name HUSKY ALDERSON 1-16

Facility Licence # Not Licenced

Facility Operator OHE9 CNRL

Production Month	201701	201702	201703	201704	201705	201706	201707	201708	201709	201710	201711	201712	Totals
Receipts													
Receipts from Alberta Facilities	1,282.2	1,104.9	3,154.0	5,241.9	4,685.8	4,698.5	4,651.2	4,726.6	4,563.8	4,676.4	4,672.7	4,537.3	47,995.3
Receipts from Non-Alberta Facilities	0.0	0.0	0.0	0.0	0.0	0.0	0.0	0.0	0.0	0.0	0.0	0.0	0.0
Dispositions													
Disposition													
Battery	0.0	0.0	0.0	0.0	0.0	0.0	0.0	0.0	0.0	0.0	0.0	0.0	0.0
Gas Gathering System	0.0	0.0	0.0	0.0	0.0	0.0	0.0	0.0	0.0	0.0	0.0	0.0	0.0
Gas Plant	0.0	0.0	0.0	0.0	0.0	0.0	0.0	0.0	0.0	0.0	0.0	0.0	0.0
Injection Facility	0.0	0.0	0.0	0.0	0.0	0.0	0.0	0.0	0.0	0.0	0.0	0.0	0.0
Meter Station	1,237.7	987.9	2,865.9	4,561.9	4,369.8	4,404.9	4,368.2	4,498.2	4,328.0	4,433.7	4,425.8	4,287.6	44,769.6
Other	0.0	0.0	0.0	0.0	0.0	0.0	0.0	0.0	0.0	0.0	0.0	0.0	0.0
Alberta Commercial	0.0	0.0	0.0	0.0	0.0	0.0	0.0	0.0	0.0	0.0	0.0	0.0	0.0
Alberta Industrial	0.0	0.0	0.0	0.0	0.0	0.0	0.0	0.0	0.0	0.0	0.0	0.0	0.0
Alberta Residential	0.0	0.0	0.0	0.0	0.0	0.0	0.0	0.0	0.0	0.0	0.0	0.0	0.0
Alberta Elec.Generation	0.0	0.0	0.0	0.0	0.0	0.0	0.0	0.0	0.0	0.0	0.0	0.0	0.0
Shrinkage													
Acid Gas	0.0	0.0	0.0	0.0	0.0	0.0	0.0	0.0	0.0	0.0	0.0	0.0	0.0
Other products	11.9	10.2	9.0	7.2	4.8	1.5	0.0	0.0	9.2	4.9	3.5	2.4	64.6
Fuel	88.2	71.9	80.0	80.0	99.4	92.8	88.4	199.1	193.9	198.8	200.1	203.1	1,595.7
Flared	0.0	0.0	0.0	0.0	0.0	0.0	0.0	0.0	0.0	0.0	0.0	0.0	0.0
Vented	0.0	0.0	0.0	0.0	0.0	0.0	1.1	0.3	0.2	0.6	2.9	0.1	5.2
Diff and Other	-55.6	34.9	199.1	592.8	211.8	199.3	193.5	29.0	32.5	38.4	40.4	44.1	1,560.2
Process and Frac													
Pentanes Plus	57.4	49.4	43.4	34.6	23.2	7.3	0.0	0.0	44.6	23.6	16.8	11.6	311.9
Propane	0.0	0.0	0.0	0.0	0.0	0.0	0.0	0.0	0.0	0.0	0.0	0.0	0.0
Butanes	0.0	0.0	0.0	0.0	0.0	0.0	0.0	0.0	0.0	0.0	0.0	0.0	0.0
Ethane	0.0	0.0	0.0	0.0	0.0	0.0	0.0	0.0	0.0	0.0	0.0	0.0	0.0
NGL	0.0	0.0	0.0	0.0	0.0	0.0	0.0	0.0	0.0	0.0	0.0	0.0	0.0
Sulphur	0.0	0.0	0.0	0.0	0.0	0.0	0.0	0.0	0.0	0.0	0.0	0.0	0.0
Sulphur Closing Inv	0.0	0.0	0.0	0.0	0.0	0.0	0.0	0.0	0.0	0.0	0.0	0.0	0.0

Unit of Measurement: Gas and Gas equivalent products: 1000m3, Liquids: m3, Sulphur: MTS

VPR6200

Facility ID ABGS0004230

Facility Name RED LEAF COOKING LAKE

Facility Licence # Not Licenced

Facility Operator A5ER HHAPC

Production Month	201701	201702	201703	201704	201705	201706	201707	201708	201709	201710	201711	201712	Totals
Receipts													
Receipts from Alberta Facilities	530.2	435.9	483.3	449.7	430.1	518.8	526.4	495.9	455.8	477.8	442.9	446.2	5,693.0
Receipts from Non-Alberta Facilities	0.0	0.0	0.0	0.0	0.0	0.0	0.0	0.0	0.0	0.0	0.0	0.0	0.0
Dispositions													
Disposition													
Battery	0.0	0.0	0.0	0.0	0.0	0.0	0.0	0.0	0.0	0.0	0.0	0.0	0.0
Gas Gathering System	0.0	0.0	0.0	0.0	0.0	0.0	0.0	0.0	0.0	0.0	0.0	0.0	0.0
Gas Plant	0.0	0.0	0.0	0.0	0.0	0.0	0.0	0.0	0.0	0.0	0.0	0.0	0.0
Injection Facility	0.0	0.0	0.0	0.0	0.0	0.0	0.0	0.0	0.0	0.0	0.0	0.0	0.0
Meter Station	519.5	431.8	468.8	440.0	418.7	513.7	525.1	488.8	452.5	475.0	440.7	443.7	5,618.3
Other	0.0	0.0	0.0	0.0	0.0	0.0	0.0	0.0	0.0	0.0	0.0	0.0	0.0
Alberta Commercial	0.0	0.0	0.0	0.0	0.0	0.0	0.0	0.0	0.0	0.0	0.0	0.0	0.0
Alberta Industrial	0.0	0.0	0.0	0.0	0.0	0.0	0.0	0.0	0.0	0.0	0.0	0.0	0.0
Alberta Residential	0.0	0.0	0.0	0.0	0.0	0.0	0.0	0.0	0.0	0.0	0.0	0.0	0.0
Alberta Elec.Generation	0.0	0.0	0.0	0.0	0.0	0.0	0.0	0.0	0.0	0.0	0.0	0.0	0.0
Shrinkage													
Acid Gas	0.0	0.0	0.0	0.0	0.0	0.0	0.0	0.0	0.0	0.0	0.0	0.0	0.0
Other products	0.6	0.4	0.2	0.4	0.4	0.6	0.6	0.5	0.2	0.4	0.6	0.4	5.3
Fuel	0.0	0.0	0.0	0.0	0.0	0.0	0.0	0.0	0.0	0.0	0.0	0.0	0.0
Flared	0.0	0.0	0.0	0.0	0.0	0.0	0.0	0.0	0.0	0.0	0.0	0.0	0.0
Vented	0.0	0.0	0.0	0.0	0.0	0.0	0.0	0.0	0.0	0.0	0.0	0.0	0.0
Diff and Other	10.1	3.7	14.3	9.3	11.0	4.5	0.7	6.6	3.1	2.4	1.6	2.1	69.4
Process and Frac													
Pentanes Plus	3.0	2.0	1.0	2.0	2.0	3.0	3.0	2.6	1.0	2.0	3.0	2.0	26.6
Propane	0.0	0.0	0.0	0.0	0.0	0.0	0.0	0.0	0.0	0.0	0.0	0.0	0.0
Butanes	0.0	0.0	0.0	0.0	0.0	0.0	0.0	0.0	0.0	0.0	0.0	0.0	0.0
Ethane	0.0	0.0	0.0	0.0	0.0	0.0	0.0	0.0	0.0	0.0	0.0	0.0	0.0
NGL	0.0	0.0	0.0	0.0	0.0	0.0	0.0	0.0	0.0	0.0	0.0	0.0	0.0
Sulphur	0.0	0.0	0.0	0.0	0.0	0.0	0.0	0.0	0.0	0.0	0.0	0.0	0.0
Sulphur Closing Inv	0.0	0.0	0.0	0.0	0.0	0.0	0.0	0.0	0.0	0.0	0.0	0.0	0.0

Unit of Measurement: Gas and Gas equivalent products: 1000m3, Liquids: m3, Sulphur: MTS

VPR6200

Facility ID ABGS0004301

Facility Name THUNDER MATZIWIN

Facility Licence # 20394

Facility Operator A2PH JOURNEY

Production Month	201701	201702	201703	201704	201705	201706	201707	201708	201709	201710	201711	201712	Totals
Receipts													
Receipts from Alberta Facilities	3,475.3	3,516.8	4,034.9	4,153.8	3,621.8	3,994.6	4,346.7	4,224.3	3,905.1	3,770.8	3,849.4	3,758.6	46,652.1
Receipts from Non-Alberta Facilities	0.0	0.0	0.0	0.0	0.0	0.0	0.0	0.0	0.0	0.0	0.0	0.0	0.0
Dispositions													
Disposition													
Battery	0.0	0.0	0.0	0.0	0.0	0.0	0.0	0.0	0.0	0.0	0.0	0.0	0.0
Gas Gathering System	0.0	0.0	0.0	0.0	0.0	0.0	0.0	0.0	0.0	0.0	0.0	0.0	0.0
Gas Plant	0.0	0.0	0.0	0.0	0.0	0.0	0.0	0.0	0.0	0.0	0.0	0.0	0.0
Injection Facility	0.0	0.0	0.0	0.0	0.0	0.0	0.0	0.0	0.0	0.0	0.0	0.0	0.0
Meter Station	3,674.3	3,675.4	4,082.7	4,181.6	3,605.4	3,872.6	4,170.6	4,123.1	3,842.3	3,774.2	3,850.5	3,804.7	46,657.4
Other	0.0	0.0	0.0	0.0	0.0	0.0	0.0	0.0	0.0	0.0	0.0	0.0	0.0
Alberta Commercial	0.0	0.0	0.0	0.0	0.0	0.0	0.0	0.0	0.0	0.0	0.0	0.0	0.0
Alberta Industrial	0.0	0.0	0.0	0.0	0.0	0.0	0.0	0.0	0.0	0.0	0.0	0.0	0.0
Alberta Residential	0.0	0.0	0.0	0.0	0.0	0.0	0.0	0.0	0.0	0.0	0.0	0.0	0.0
Alberta Elec.Generation	0.0	0.0	0.0	0.0	0.0	0.0	0.0	0.0	0.0	0.0	0.0	0.0	0.0
Shrinkage													
Acid Gas	0.0	0.0	0.0	0.0	0.0	0.0	0.0	0.0	0.0	0.0	0.0	0.0	0.0
Other products	10.1	13.2	10.3	7.0	4.1	14.3	0.0	0.0	12.4	9.7	0.0	0.0	81.1
Fuel	10.1	9.7	9.7	9.3	7.7	8.4	0.0	8.6	0.0	8.4	18.0	9.5	99.4
Flared	7.2	8.1	3.3	4.2	12.6	9.8	0.0	8.2	11.5	5.0	0.0	3.2	73.1
Vented	0.0	0.0	0.0	0.0	0.0	0.0	0.0	0.0	0.0	0.0	0.0	0.0	0.0
Diff and Other	-226.4	-189.6	-71.1	-48.3	-8.0	89.5	176.1	84.4	38.9	-26.5	-19.1	-58.8	-258.9
Process and Frac													
Pentanes Plus	49.0	64.0	50.0	34.0	20.0	69.0	0.0	0.0	60.0	47.0	0.0	0.0	393.0
Propane	0.0	0.0	0.0	0.0	0.0	0.0	0.0	0.0	0.0	0.0	0.0	0.0	0.0
Butanes	0.0	0.0	0.0	0.0	0.0	0.0	0.0	0.0	0.0	0.0	0.0	0.0	0.0
Ethane	0.0	0.0	0.0	0.0	0.0	0.0	0.0	0.0	0.0	0.0	0.0	0.0	0.0
NGL	0.0	0.0	0.0	0.0	0.0	0.0	0.0	0.0	0.0	0.0	0.0	0.0	0.0
Sulphur	0.0	0.0	0.0	0.0	0.0	0.0	0.0	0.0	0.0	0.0	0.0	0.0	0.0
Sulphur Closing Inv	0.0	0.0	0.0	0.0	0.0	0.0	0.0	0.0	0.0	0.0	0.0	0.0	0.0

Unit of Measurement: Gas and Gas equivalent products: 1000m3, Liquids: m3, Sulphur: MTS

VPR6200

Facility ID ABGS0004306

Facility Name ENCAL MARKERVILLE

Facility Licence # Not Licenced

Facility Operator OZOH HARVEST

Production Month	201701	201702	201703	201704	201705	201706	201707	201708	201709	201710	201711	201712	Totals
Receipts													
Receipts from Alberta Facilities	1,486.3	1,377.5	1,535.8	1,561.7	1,587.1	1,570.8	1,533.3	409.6	1,015.5	1,233.7	1,379.7	1,345.6	16,036.6
Receipts from Non-Alberta Facilities	0.0	0.0	0.0	0.0	0.0	0.0	0.0	0.0	0.0	0.0	0.0	0.0	0.0
Dispositions													
Disposition													
Battery	0.0	0.0	0.0	0.0	0.0	0.0	0.0	0.0	0.0	0.0	0.0	0.0	0.0
Gas Gathering System	1,487.4	1,369.3	1,529.8	1,599.2	1,570.1	1,616.3	1,498.6	409.6	1,015.5	1,233.7	1,379.7	1,345.6	16,054.8
Gas Plant	0.0	0.0	0.0	0.0	0.0	0.0	0.0	0.0	0.0	0.0	0.0	0.0	0.0
Injection Facility	0.0	0.0	0.0	0.0	0.0	0.0	0.0	0.0	0.0	0.0	0.0	0.0	0.0
Meter Station	0.0	0.0	0.0	0.0	0.0	0.0	0.0	0.0	0.0	0.0	0.0	0.0	0.0
Other	0.0	0.0	0.0	0.0	0.0	0.0	0.0	0.0	0.0	0.0	0.0	0.0	0.0
Alberta Commercial	0.0	0.0	0.0	0.0	0.0	0.0	0.0	0.0	0.0	0.0	0.0	0.0	0.0
Alberta Industrial	0.0	0.0	0.0	0.0	0.0	0.0	0.0	0.0	0.0	0.0	0.0	0.0	0.0
Alberta Residential	0.0	0.0	0.0	0.0	0.0	0.0	0.0	0.0	0.0	0.0	0.0	0.0	0.0
Alberta Elec.Generation	0.0	0.0	0.0	0.0	0.0	0.0	0.0	0.0	0.0	0.0	0.0	0.0	0.0
Shrinkage													
Acid Gas	0.0	0.0	0.0	0.0	0.0	0.0	0.0	0.0	0.0	0.0	0.0	0.0	0.0
Other products	7.2	4.9	9.2	0.0	5.6	5.9	8.5	2.7	11.5	1.2	5.7	11.4	73.8
Fuel	0.6	0.5	0.5	0.5	0.0	0.0	0.0	0.0	0.0	0.0	51.0	0.0	53.1
Flared	0.0	0.0	0.0	0.0	0.0	0.0	0.0	0.0	0.0	0.0	0.0	0.0	0.0
Vented	0.0	0.0	0.0	0.0	0.0	0.0	0.0	0.0	0.0	0.0	0.0	0.0	0.0
Diff and Other	-8.9	2.8	-3.7	-38.0	11.4	-51.4	26.2	-2.7	-11.5	-1.2	-56.7	-11.4	-145.1
Process and Frac													
Pentanes Plus	34.8	23.9	44.5	0.0	27.1	28.6	41.1	13.2	55.8	6.0	27.4	55.4	357.8
Propane	0.0	0.0	0.0	0.0	0.0	0.0	0.0	0.0	0.0	0.0	0.0	0.0	0.0
Butanes	0.0	0.0	0.0	0.0	0.0	0.0	0.0	0.0	0.0	0.0	0.0	0.0	0.0
Ethane	0.0	0.0	0.0	0.0	0.0	0.0	0.0	0.0	0.0	0.0	0.0	0.0	0.0
NGL	0.0	0.0	0.0	0.0	0.0	0.0	0.0	0.0	0.0	0.0	0.0	0.0	0.0
Sulphur	0.0	0.0	0.0	0.0	0.0	0.0	0.0	0.0	0.0	0.0	0.0	0.0	0.0
Sulphur Closing Inv	0.0	0.0	0.0	0.0	0.0	0.0	0.0	0.0	0.0	0.0	0.0	0.0	0.0

Unit of Measurement: Gas and Gas equivalent products: 1000m3, Liquids: m3, Sulphur: MTS

VPR6200

Facility ID ABGS0004318

Facility Name ENRON EDSON

Facility Licence # 12458

Facility Operator OHE9 CNRL

Production Month	201701	201702	201703	201704	201705	201706	201707	201708	201709	201710	201711	201712	Totals
Receipts													
Receipts from Alberta Facilities	16,104.5	13,978.6	15,279.5	14,122.3	14,141.5	13,248.1	15,663.2	16,378.7	15,628.7	17,222.9	16,693.2	16,536.3	184,997.5
Receipts from Non-Alberta Facilities	0.0	0.0	0.0	0.0	0.0	0.0	0.0	0.0	0.0	0.0	0.0	0.0	0.0
Dispositions													
Disposition													
Battery	0.0	0.0	0.0	0.0	0.0	0.0	0.0	0.0	0.0	0.0	0.0	0.0	0.0
Gas Gathering System	0.0	0.0	0.0	0.0	0.0	0.0	0.0	0.0	0.0	0.0	0.0	0.0	0.0
Gas Plant	15,616.2	13,735.9	14,899.3	13,839.4	13,812.0	13,140.0	15,185.2	15,959.2	15,500.4	17,043.3	16,458.4	16,355.1	181,544.4
Injection Facility	0.0	0.0	0.0	0.0	0.0	0.0	0.0	0.0	0.0	0.0	0.0	0.0	0.0
Meter Station	0.0	0.0	0.0	0.0	0.0	0.0	0.0	0.0	0.0	0.0	0.0	0.0	0.0
Other	0.0	0.0	0.0	0.0	0.0	0.0	0.0	0.0	0.0	0.0	0.0	0.0	0.0
Alberta Commercial	0.0	0.0	0.0	0.0	0.0	0.0	0.0	0.0	0.0	0.0	0.0	0.0	0.0
Alberta Industrial	0.0	0.0	0.0	0.0	0.0	0.0	0.0	0.0	0.0	0.0	0.0	0.0	0.0
Alberta Residential	0.0	0.0	0.0	0.0	0.0	0.0	0.0	0.0	0.0	0.0	0.0	0.0	0.0
Alberta Elec.Generation	0.0	0.0	0.0	0.0	0.0	0.0	0.0	0.0	0.0	0.0	0.0	0.0	0.0
Shrinkage													
Acid Gas	0.0	0.0	0.0	0.0	0.0	0.0	0.0	0.0	0.0	0.0	0.0	0.0	0.0
Other products	0.0	0.0	0.0	0.0	0.0	0.2	8.7	0.0	4.2	0.0	0.0	0.0	13.1
Fuel	129.1	108.5	123.2	103.7	110.6	149.4	106.9	109.9	100.9	101.6	104.8	101.9	1,350.5
Flared	0.3	0.1	0.1	0.1	2.0	0.4	0.0	0.1	0.0	0.0	0.0	0.0	3.1
Vented	0.0	0.0	0.0	0.0	0.0	0.0	0.0	0.0	0.0	0.0	0.0	0.0	0.0
Diff and Other	358.9	134.1	256.9	179.1	216.9	-41.9	362.4	309.5	23.2	78.0	130.0	79.3	2,086.4
Process and Frac													
Pentanes Plus	0.0	0.0	0.0	0.0	0.0	1.0	42.3	0.0	20.1	0.0	0.0	0.0	63.4
Propane	0.0	0.0	0.0	0.0	0.0	0.0	0.0	0.0	0.0	0.0	0.0	0.0	0.0
Butanes	0.0	0.0	0.0	0.0	0.0	0.0	0.0	0.0	0.0	0.0	0.0	0.0	0.0
Ethane	0.0	0.0	0.0	0.0	0.0	0.0	0.0	0.0	0.0	0.0	0.0	0.0	0.0
NGL	0.0	0.0	0.0	0.0	0.0	0.0	0.0	0.0	0.0	0.0	0.0	0.0	0.0
Sulphur	0.0	0.0	0.0	0.0	0.0	0.0	0.0	0.0	0.0	0.0	0.0	0.0	0.0
Sulphur Closing Inv	0.0	0.0	0.0	0.0	0.0	0.0	0.0	0.0	0.0	0.0	0.0	0.0	0.0

Unit of Measurement: Gas and Gas equivalent products: 1000m3, Liquids: m3, Sulphur: MTS

VPR6200
Facility ID ABGS0004391

Facility Name SHININGBANK BARRHEAD

Facility Licence # Not Licenced

Facility Operator A517 LONG RUN

Production Month	201701	201702	201703	201704	201705	201706	201707	201708	201709	201710	201711	201712	Totals
Receipts													
Receipts from Alberta Facilities	370.1	349.7	408.6	396.9	381.8	365.7	383.3	393.3	386.5	387.3	344.5	355.7	4,523.4
Receipts from Non-Alberta Facilities	0.0	0.0	0.0	0.0	0.0	0.0	0.0	0.0	0.0	0.0	0.0	0.0	0.0
Dispositions													
Disposition													
Battery	0.0	0.0	0.0	0.0	0.0	0.0	0.0	0.0	0.0	0.0	0.0	0.0	0.0
Gas Gathering System	0.0	0.0	0.0	0.0	0.0	0.0	0.0	0.0	0.0	0.0	0.0	0.0	0.0
Gas Plant	0.0	0.0	0.0	0.0	0.0	0.0	0.0	0.0	0.0	0.0	0.0	0.0	0.0
Injection Facility	0.0	0.0	0.0	0.0	0.0	0.0	0.0	0.0	0.0	0.0	0.0	0.0	0.0
Meter Station	267.4	266.1	318.7	307.7	290.3	277.4	299.4	304.8	300.9	299.0	260.3	272.1	3,464.1
Other	0.0	0.0	0.0	0.0	0.0	0.0	0.0	0.0	0.0	0.0	0.0	0.0	0.0
Alberta Commercial	0.0	0.0	0.0	0.0	0.0	0.0	0.0	0.0	0.0	0.0	0.0	0.0	0.0
Alberta Industrial	0.0	0.0	0.0	0.0	0.0	0.0	0.0	0.0	0.0	0.0	0.0	0.0	0.0
Alberta Residential	0.0	0.0	0.0	0.0	0.0	0.0	0.0	0.0	0.0	0.0	0.0	0.0	0.0
Alberta Elec.Generation	0.0	0.0	0.0	0.0	0.0	0.0	0.0	0.0	0.0	0.0	0.0	0.0	0.0
Shrinkage													
Acid Gas	0.0	0.0	0.0	0.0	0.0	0.0	0.0	0.0	0.0	0.0	0.0	0.0	0.0
Other products	1.8	1.2	1.3	1.2	1.3	1.1	1.0	0.8	0.4	0.9	1.3	1.1	13.4
Fuel	66.5	58.2	63.2	61.0	63.3	60.9	60.4	56.0	58.7	59.9	57.6	59.3	725.0
Flared	0.0	0.0	0.0	0.0	0.0	0.0	0.0	0.0	0.0	0.0	0.0	0.0	0.0
Vented	0.0	0.1	0.0	0.3	0.1	0.1	0.1	0.3	0.1	0.1	0.1	0.1	1.4
Diff and Other	34.4	24.1	25.4	26.7	26.8	26.2	22.4	31.4	26.4	27.4	25.2	23.1	319.5
Process and Frac													
Pentanes Plus	8.7	5.8	6.5	5.8	6.2	5.1	4.6	3.9	2.1	4.5	6.5	5.4	65.1
Propane	0.0	0.0	0.0	0.0	0.0	0.0	0.0	0.0	0.0	0.0	0.0	0.0	0.0
Butanes	0.0	0.0	0.0	0.0	0.0	0.0	0.0	0.0	0.0	0.0	0.0	0.0	0.0
Ethane	0.0	0.0	0.0	0.0	0.0	0.0	0.0	0.0	0.0	0.0	0.0	0.0	0.0
NGL	0.0	0.0	0.0	0.0	0.0	0.0	0.0	0.0	0.0	0.0	0.0	0.0	0.0
Sulphur	0.0	0.0	0.0	0.0	0.0	0.0	0.0	0.0	0.0	0.0	0.0	0.0	0.0
Sulphur Closing Inv	0.0	0.0	0.0	0.0	0.0	0.0	0.0	0.0	0.0	0.0	0.0	0.0	0.0

Unit of Measurement: Gas and Gas equivalent products: 1000m3, Liquids: m3, Sulphur: MTS

VPR6200

Facility ID ABGS0004396

Facility Name PANCDN GAYFORD

Facility Licence # 21046

Facility Operator A1H9 EMBER

Production Month	201701	201702	201703	201704	201705	201706	201707	201708	201709	201710	201711	201712	Totals
Receipts													
Receipts from Alberta Facilities	8,728.1	8,014.3	8,888.1	8,573.9	8,611.1	8,745.3	8,713.7	8,929.8	8,437.1	8,881.9	8,061.8	7,532.9	102,118.0
Receipts from Non-Alberta Facilities	0.0	0.0	0.0	0.0	0.0	0.0	0.0	0.0	0.0	0.0	0.0	0.0	0.0
Dispositions													
Disposition													
Battery	0.0	0.0	0.0	0.0	0.0	0.0	0.0	0.0	0.0	0.0	0.0	0.0	0.0
Gas Gathering System	8,183.4	7,519.0	8,256.0	7,995.2	8,083.4	8,131.2	8,497.5	8,473.7	8,009.6	8,417.7	7,631.0	7,119.1	96,316.8
Gas Plant	0.0	0.0	0.0	0.0	0.0	0.0	0.0	0.0	0.0	0.0	0.0	0.0	0.0
Injection Facility	0.0	0.0	0.0	0.0	0.0	0.0	0.0	0.0	0.0	0.0	0.0	0.0	0.0
Meter Station	0.0	0.0	0.0	0.0	0.0	0.0	0.0	0.0	0.0	0.0	0.0	0.0	0.0
Other	0.0	0.0	0.0	0.0	0.0	0.0	0.0	0.0	0.0	0.0	0.0	0.0	0.0
Alberta Commercial	0.0	0.0	0.0	0.0	0.0	0.0	0.0	0.0	0.0	0.0	0.0	0.0	0.0
Alberta Industrial	0.0	0.0	0.0	0.0	0.0	0.0	0.0	0.0	0.0	0.0	0.0	0.0	0.0
Alberta Residential	0.0	0.0	0.0	0.0	0.0	0.0	0.0	0.0	0.0	0.0	0.0	0.0	0.0
Alberta Elec.Generation	0.0	0.0	0.0	0.0	0.0	0.0	0.0	0.0	0.0	0.0	0.0	0.0	0.0
Shrinkage													
Acid Gas	0.0	0.0	0.0	0.0	0.0	0.0	0.0	0.0	0.0	0.0	0.0	0.0	0.0
Other products	0.4	0.2	1.4	1.0	1.1	2.2	3.7	2.7	1.9	2.1	1.1	1.9	19.7
Fuel	347.6	318.6	354.6	336.0	343.4	343.6	348.4	359.5	336.9	358.2	322.5	320.7	4,090.0
Flared	0.0	0.0	0.0	0.0	0.0	0.0	0.0	0.0	0.0	0.0	0.0	0.0	0.0
Vented	0.4	0.4	0.1	0.7	0.5	1.2	1.1	2.0	1.1	0.3	1.1	1.1	10.0
Diff and Other	196.3	176.1	276.0	241.0	182.7	267.1	-137.0	91.9	87.6	103.6	106.1	90.1	1,681.5
Process and Frac													
Pentanes Plus	1.7	0.9	6.8	4.9	5.2	10.7	18.1	12.9	9.0	10.0	5.2	9.3	94.7
Propane	0.0	0.0	0.0	0.0	0.0	0.0	0.0	0.0	0.0	0.0	0.0	0.0	0.0
Butanes	0.0	0.0	0.0	0.0	0.0	0.0	0.0	0.0	0.0	0.0	0.0	0.0	0.0
Ethane	0.0	0.0	0.0	0.0	0.0	0.0	0.0	0.0	0.0	0.0	0.0	0.0	0.0
NGL	0.0	0.0	0.0	0.0	0.0	0.0	0.0	0.0	0.0	0.0	0.0	0.0	0.0
Sulphur	0.0	0.0	0.0	0.0	0.0	0.0	0.0	0.0	0.0	0.0	0.0	0.0	0.0
Sulphur Closing Inv	0.0	0.0	0.0	0.0	0.0	0.0	0.0	0.0	0.0	0.0	0.0	0.0	0.0

Unit of Measurement: Gas and Gas equivalent products: 1000m3, Liquids: m3, Sulphur: MTS

VPR6200

Facility ID ABGS0004437

Facility Name WILLEDEN GREEN 13-1-38-6W5

Facility Licence # 6732

Facility Operator OTM9 NAL

Production Month	201701	201702	201703	201704	201705	201706	201707	201708	201709	201710	201711	201712	Totals
Receipts													
Receipts from Alberta Facilities	1,253.6	1,103.7	1,258.9	1,181.5	1,258.6	1,198.5	1,141.3	1,165.6	1,140.2	1,183.8	1,164.4	1,159.0	14,209.1
Receipts from Non-Alberta Facilities	0.0	0.0	0.0	0.0	0.0	0.0	0.0	0.0	0.0	0.0	0.0	0.0	0.0
Dispositions													
Disposition													
Battery	0.0	0.0	0.0	0.0	0.0	0.0	0.0	0.0	0.0	0.0	0.0	0.0	0.0
Gas Gathering System	1,204.6	1,059.8	1,211.7	1,132.8	1,213.9	1,154.5	1,098.9	1,149.2	1,119.7	1,194.3	1,178.8	1,173.9	13,892.1
Gas Plant	0.0	0.0	0.0	0.0	0.0	0.0	0.0	0.0	0.0	0.0	0.0	0.0	0.0
Injection Facility	0.0	0.0	0.0	0.0	0.0	0.0	0.0	0.0	0.0	0.0	0.0	0.0	0.0
Meter Station	0.0	0.0	0.0	0.0	0.0	0.0	0.0	0.0	0.0	0.0	0.0	0.0	0.0
Other	0.0	0.0	0.0	0.0	0.0	0.0	0.0	0.0	0.0	0.0	0.0	0.0	0.0
Alberta Commercial	0.0	0.0	0.0	0.0	0.0	0.0	0.0	0.0	0.0	0.0	0.0	0.0	0.0
Alberta Industrial	0.0	0.0	0.0	0.0	0.0	0.0	0.0	0.0	0.0	0.0	0.0	0.0	0.0
Alberta Residential	0.0	0.0	0.0	0.0	0.0	0.0	0.0	0.0	0.0	0.0	0.0	0.0	0.0
Alberta Elec.Generation	0.0	0.0	0.0	0.0	0.0	0.0	0.0	0.0	0.0	0.0	0.0	0.0	0.0
Shrinkage													
Acid Gas	0.0	0.0	0.0	0.0	0.0	0.0	0.0	0.0	0.0	0.0	0.0	0.0	0.0
Other products	0.8	0.2	0.2	0.5	0.3	0.5	1.2	1.3	0.3	0.1	0.3	0.1	5.8
Fuel	52.0	47.8	52.2	52.7	54.0	50.3	50.4	50.9	49.6	53.2	46.7	52.9	612.7
Flared	0.0	0.0	0.0	0.0	0.0	0.0	0.0	0.0	0.0	0.0	0.0	0.0	0.0
Vented	0.0	0.0	0.0	0.0	0.0	0.0	0.0	0.0	0.0	0.0	0.0	0.0	0.0
Diff and Other	-3.8	-4.1	-5.2	-4.5	-9.6	-6.8	-9.2	-35.8	-29.4	-63.8	-61.4	-67.9	-301.5
Process and Frac													
Pentanes Plus	4.0	1.0	1.1	2.2	1.4	2.4	5.6	6.2	1.3	0.5	1.6	0.7	28.0
Propane	0.0	0.0	0.0	0.0	0.0	0.0	0.0	0.0	0.0	0.0	0.0	0.0	0.0
Butanes	0.0	0.0	0.0	0.0	0.0	0.0	0.0	0.0	0.0	0.0	0.0	0.0	0.0
Ethane	0.0	0.0	0.0	0.0	0.0	0.0	0.0	0.0	0.0	0.0	0.0	0.0	0.0
NGL	0.0	0.0	0.0	0.0	0.0	0.0	0.0	0.0	0.0	0.0	0.0	0.0	0.0
Sulphur	0.0	0.0	0.0	0.0	0.0	0.0	0.0	0.0	0.0	0.0	0.0	0.0	0.0
Sulphur Closing Inv	0.0	0.0	0.0	0.0	0.0	0.0	0.0	0.0	0.0	0.0	0.0	0.0	0.0

Unit of Measurement: Gas and Gas equivalent products: 1000m3, Liquids: m3, Sulphur: MTS

VPR6200

Facility ID ABGS0004457

Facility Name PENN WEST MINNEHIK-BUCK LAKE

Facility Licence # Not Licenced

Facility Operator AOC0 KEYERA

Production Month	201701	201702	201703	201704	201705	201706	201707	201708	201709	201710	201711	201712	Totals
Receipts													
Receipts from Alberta Facilities	2,232.9	2,506.0	2,512.1	2,279.3	2,282.9	2,173.6	2,208.8	2,381.3	2,252.6	2,230.6	2,157.3	2,319.7	27,537.1
Receipts from Non-Alberta Facilities	0.0	0.0	0.0	0.0	0.0	0.0	0.0	0.0	0.0	0.0	0.0	0.0	0.0
Dispositions													
Disposition													
Battery	0.0	0.0	0.0	0.0	0.0	0.0	0.0	0.0	0.0	0.0	0.0	0.0	0.0
Gas Gathering System	2,142.6	2,434.8	2,426.5	2,209.8	2,223.5	2,093.5	2,128.9	2,292.5	2,167.8	2,152.7	2,083.0	2,238.9	26,594.5
Gas Plant	0.0	0.0	0.0	0.0	0.0	0.0	0.0	0.0	0.0	0.0	0.0	0.0	0.0
Injection Facility	0.0	0.0	0.0	0.0	0.0	0.0	0.0	0.0	0.0	0.0	0.0	0.0	0.0
Meter Station	0.0	0.0	0.0	0.0	0.0	0.0	0.0	0.0	0.0	0.0	0.0	0.0	0.0
Other	0.0	0.0	0.0	0.0	0.0	0.0	0.0	0.0	0.0	0.0	0.0	0.0	0.0
Alberta Commercial	0.0	0.0	0.0	0.0	0.0	0.0	0.0	0.0	0.0	0.0	0.0	0.0	0.0
Alberta Industrial	0.0	0.0	0.0	0.0	0.0	0.0	0.0	0.0	0.0	0.0	0.0	0.0	0.0
Alberta Residential	0.0	0.0	0.0	0.0	0.0	0.0	0.0	0.0	0.0	0.0	0.0	0.0	0.0
Alberta Elec.Generation	0.0	0.0	0.0	0.0	0.0	0.0	0.0	0.0	0.0	0.0	0.0	0.0	0.0
Shrinkage													
Acid Gas	0.0	0.0	0.0	0.0	0.0	0.0	0.0	0.0	0.0	0.0	0.0	0.0	0.0
Other products	7.3	5.0	5.7	4.6	5.0	6.4	7.2	7.2	7.5	6.1	5.3	5.8	73.1
Fuel	90.3	71.2	85.6	69.5	59.4	80.1	79.9	88.8	84.8	77.9	74.3	80.8	942.6
Flared	0.0	0.0	0.0	0.0	0.0	0.0	0.0	0.0	0.0	0.0	0.0	0.0	0.0
Vented	0.0	0.0	0.0	0.0	0.0	0.0	0.0	0.0	0.0	0.0	0.0	0.0	0.0
Diff and Other	-7.3	-5.0	-5.7	-4.6	-5.0	-6.4	-7.2	-7.2	-7.5	-6.1	-5.3	-5.8	-73.1
Process and Frac													
Pentanes Plus	35.5	24.0	27.5	22.3	24.1	31.0	35.0	35.0	36.5	29.5	25.5	28.0	353.9
Propane	0.0	0.0	0.0	0.0	0.0	0.0	0.0	0.0	0.0	0.0	0.0	0.0	0.0
Butanes	0.0	0.0	0.0	0.0	0.0	0.0	0.0	0.0	0.0	0.0	0.0	0.0	0.0
Ethane	0.0	0.0	0.0	0.0	0.0	0.0	0.0	0.0	0.0	0.0	0.0	0.0	0.0
NGL	0.0	0.0	0.0	0.0	0.0	0.0	0.0	0.0	0.0	0.0	0.0	0.0	0.0
Sulphur	0.0	0.0	0.0	0.0	0.0	0.0	0.0	0.0	0.0	0.0	0.0	0.0	0.0
Sulphur Closing Inv	0.0	0.0	0.0	0.0	0.0	0.0	0.0	0.0	0.0	0.0	0.0	0.0	0.0

Unit of Measurement: Gas and Gas equivalent products: 1000m3, Liquids: m3, Sulphur: MTS

VPR6200

Facility ID ABGS0004479

Facility Name CRESTAR HUXLEY

Facility Licence # Not Licenced

Facility Operator A1GR PINE CLIFF

Production Month	201701	201702	201703	201704	201705	201706	201707	201708	201709	201710	201711	201712	Totals
Receipts													
Receipts from Alberta Facilities	10,118.5	9,254.8	10,065.6	9,830.4	10,196.2	9,539.5	10,316.5	10,329.7	9,900.9	10,077.9	9,171.1	9,415.6	118,216.7
Receipts from Non-Alberta Facilities	0.0	0.0	0.0	0.0	0.0	0.0	0.0	0.0	0.0	0.0	0.0	0.0	0.0
Dispositions													
Disposition													
Battery	0.0	0.0	0.0	0.0	0.0	0.0	0.0	0.0	0.0	0.0	0.0	0.0	0.0
Gas Gathering System	0.0	0.0	0.0	0.0	0.0	0.0	0.0	0.0	0.0	0.0	0.0	0.0	0.0
Gas Plant	10,074.9	9,232.8	10,055.8	9,519.8	9,858.2	9,667.8	10,296.0	10,391.5	9,974.1	10,042.7	9,221.8	9,479.5	117,814.9
Injection Facility	0.0	0.0	0.0	0.0	0.0	0.0	0.0	0.0	0.0	0.0	0.0	0.0	0.0
Meter Station	0.0	0.0	0.0	0.0	0.0	0.0	0.0	0.0	0.0	0.0	0.0	0.0	0.0
Other	0.0	0.0	0.0	0.0	0.0	0.0	0.0	0.0	0.0	0.0	0.0	0.0	0.0
Alberta Commercial	0.0	0.0	0.0	0.0	0.0	0.0	0.0	0.0	0.0	0.0	0.0	0.0	0.0
Alberta Industrial	0.0	0.0	0.0	0.0	0.0	0.0	0.0	0.0	0.0	0.0	0.0	0.0	0.0
Alberta Residential	0.0	0.0	0.0	0.0	0.0	0.0	0.0	0.0	0.0	0.0	0.0	0.0	0.0
Alberta Elec.Generation	0.0	0.0	0.0	0.0	0.0	0.0	0.0	0.0	0.0	0.0	0.0	0.0	0.0
Shrinkage													
Acid Gas	0.0	0.0	0.0	0.0	0.0	0.0	0.0	0.0	0.0	0.0	0.0	0.0	0.0
Other products	0.7	0.7	1.3	0.3	1.4	1.1	0.0	1.5	0.0	0.6	0.1	1.3	9.0
Fuel	119.4	110.1	119.3	114.4	108.0	103.4	113.0	112.6	109.4	102.7	105.0	103.3	1,320.6
Flared	0.0	0.0	0.0	0.0	0.0	0.0	0.0	0.0	0.0	0.0	0.0	0.0	0.0
Vented	0.0	0.0	0.0	0.0	0.0	0.0	0.0	0.2	0.5	0.0	0.1	0.0	0.8
Diff and Other	-76.5	-88.8	-110.8	195.9	228.6	-232.8	-92.5	-176.1	-183.1	-68.1	-155.9	-168.5	-928.6
Process and Frac													
Pentanes Plus	3.6	3.5	6.5	1.4	6.6	5.3	0.0	7.4	0.0	3.1	0.4	6.3	44.1
Propane	0.0	0.0	0.0	0.0	0.0	0.0	0.0	0.0	0.0	0.0	0.0	0.0	0.0
Butanes	0.0	0.0	0.0	0.0	0.0	0.0	0.0	0.0	0.0	0.0	0.0	0.0	0.0
Ethane	0.0	0.0	0.0	0.0	0.0	0.0	0.0	0.0	0.0	0.0	0.0	0.0	0.0
NGL	0.0	0.0	0.0	0.0	0.0	0.0	0.0	0.0	0.0	0.0	0.0	0.0	0.0
Sulphur	0.0	0.0	0.0	0.0	0.0	0.0	0.0	0.0	0.0	0.0	0.0	0.0	0.0
Sulphur Closing Inv	0.0	0.0	0.0	0.0	0.0	0.0	0.0	0.0	0.0	0.0	0.0	0.0	0.0

Unit of Measurement: Gas and Gas equivalent products: 1000m3, Liquids: m3, Sulphur: MTS

VPR6200
Facility ID ABGS0004503

Facility Name AMOCO LITTLE RED DEER

Facility Licence # Not Licenced

Facility Operator OAW4 PARA

Production Month	201701	201702	201703	201704	201705	201706	201707	201708	201709	201710	201711	201712	Totals
Receipts													
Receipts from Alberta Facilities	2,755.6	2,486.7	2,619.0	2,800.3	2,848.3	2,689.3	2,817.1	2,201.4	2,774.5	2,628.3	2,484.4	2,359.6	31,464.5
Receipts from Non-Alberta Facilities	0.0	0.0	0.0	0.0	0.0	0.0	0.0	0.0	0.0	0.0	0.0	0.0	0.0
Dispositions													
Disposition													
Battery	0.0	0.0	0.0	0.0	0.0	0.0	0.0	0.0	0.0	0.0	0.0	0.0	0.0
Gas Gathering System	0.0	0.0	0.0	0.0	0.0	0.0	0.0	0.0	0.0	0.0	0.0	0.0	0.0
Gas Plant	2,807.4	2,574.2	2,649.2	2,932.2	2,960.4	2,674.9	2,822.0	2,209.4	2,727.2	2,504.4	2,419.4	2,206.1	31,486.8
Injection Facility	0.0	0.0	0.0	0.0	0.0	0.0	0.0	0.0	0.0	0.0	0.0	0.0	0.0
Meter Station	0.0	0.0	0.0	0.0	0.0	0.0	0.0	0.0	0.0	0.0	0.0	0.0	0.0
Other	0.0	0.0	0.0	0.0	0.0	0.0	0.0	0.0	0.0	0.0	0.0	0.0	0.0
Alberta Commercial	0.0	0.0	0.0	0.0	0.0	0.0	0.0	0.0	0.0	0.0	0.0	0.0	0.0
Alberta Industrial	0.0	0.0	0.0	0.0	0.0	0.0	0.0	0.0	0.0	0.0	0.0	0.0	0.0
Alberta Residential	0.0	0.0	0.0	0.0	0.0	0.0	0.0	0.0	0.0	0.0	0.0	0.0	0.0
Alberta Elec.Generation	0.0	0.0	0.0	0.0	0.0	0.0	0.0	0.0	0.0	0.0	0.0	0.0	0.0
Shrinkage													
Acid Gas	0.0	0.0	0.0	0.0	0.0	0.0	0.0	0.0	0.0	0.0	0.0	0.0	0.0
Other products	0.7	0.0	0.0	0.0	0.0	0.0	0.0	0.0	0.0	0.0	0.0	0.0	0.7
Fuel	0.0	0.0	0.0	0.0	0.0	0.0	0.0	0.0	0.0	0.0	0.0	0.0	0.0
Flared	0.0	0.0	0.0	0.0	0.0	0.0	0.0	0.0	0.0	0.0	0.0	0.0	0.0
Vented	0.0	0.0	0.0	0.0	0.0	0.0	0.0	0.0	0.0	0.0	0.0	0.0	0.0
Diff and Other	-52.5	-87.5	-30.2	-131.9	-112.1	14.4	-4.9	-8.0	47.3	123.9	65.0	153.5	-23.0
Process and Frac													
Pentanes Plus	3.3	0.0	0.0	0.0	0.0	0.0	0.0	0.0	0.0	0.0	0.0	0.0	3.3
Propane	0.0	0.0	0.0	0.0	0.0	0.0	0.0	0.0	0.0	0.0	0.0	0.0	0.0
Butanes	0.0	0.0	0.0	0.0	0.0	0.0	0.0	0.0	0.0	0.0	0.0	0.0	0.0
Ethane	0.0	0.0	0.0	0.0	0.0	0.0	0.0	0.0	0.0	0.0	0.0	0.0	0.0
NGL	0.0	0.0	0.0	0.0	0.0	0.0	0.0	0.0	0.0	0.0	0.0	0.0	0.0
Sulphur	0.0	0.0	0.0	0.0	0.0	0.0	0.0	0.0	0.0	0.0	0.0	0.0	0.0
Sulphur Closing Inv	0.0	0.0	0.0	0.0	0.0	0.0	0.0	0.0	0.0	0.0	0.0	0.0	0.0

Unit of Measurement: Gas and Gas equivalent products: 1000m3, Liquids: m3, Sulphur: MTS

VPR6200

Facility ID ABGS0004525

Facility Name POCO O'CHIESE

Facility Licence # Not Licenced

Facility Operator A5D4 CVE

Production Month	201701	201702	201703	201704	201705	201706	201707	201708	201709	201710	201711	201712	Totals
Receipts													
Receipts from Alberta Facilities	36,331.2	32,297.1	30,371.7	35,122.0	36,093.7	35,203.4	36,006.9	36,065.4	27,343.5	35,049.4	32,475.5	38,272.5	410,632.3
Receipts from Non-Alberta Facilities	0.0	0.0	0.0	0.0	0.0	0.0	0.0	0.0	0.0	0.0	0.0	0.0	0.0
Dispositions													
Disposition													
Battery	0.0	0.0	0.0	0.0	0.0	0.0	0.0	0.0	0.0	0.0	0.0	0.0	0.0
Gas Gathering System	0.0	0.0	0.0	0.0	0.0	0.0	0.0	0.0	1,596.1	234.4	0.0	0.0	1,830.5
Gas Plant	37,298.3	33,156.5	31,799.6	35,850.2	37,375.7	36,326.7	36,636.9	37,265.0	24,756.4	35,821.0	33,577.2	39,007.9	418,871.4
Injection Facility	0.0	0.0	0.0	0.0	0.0	0.0	0.0	0.0	0.0	0.0	0.0	0.0	0.0
Meter Station	0.0	0.0	0.0	0.0	0.0	0.0	0.0	0.0	0.0	0.0	0.0	0.0	0.0
Other	0.0	0.0	0.0	0.0	0.0	0.0	0.0	0.0	0.0	0.0	0.0	0.0	0.0
Alberta Commercial	0.0	0.0	0.0	0.0	0.0	0.0	0.0	0.0	0.0	0.0	0.0	0.0	0.0
Alberta Industrial	0.0	0.0	0.0	0.0	0.0	0.0	0.0	0.0	0.0	0.0	0.0	0.0	0.0
Alberta Residential	0.0	0.0	0.0	0.0	0.0	0.0	0.0	0.0	0.0	0.0	0.0	0.0	0.0
Alberta Elec.Generation	0.0	0.0	0.0	0.0	0.0	0.0	0.0	0.0	0.0	0.0	0.0	0.0	0.0
Shrinkage													
Acid Gas	0.0	0.0	0.0	0.0	0.0	0.0	0.0	0.0	0.0	0.0	0.0	0.0	0.0
Other products	0.0	0.0	0.0	0.4	0.0	0.0	0.0	0.0	0.0	0.0	0.0	0.0	0.4
Fuel	81.0	61.8	47.4	55.7	49.4	61.2	52.6	55.9	41.9	52.6	53.8	55.4	668.7
Flared	0.0	0.0	0.0	0.0	0.0	0.0	0.0	0.0	0.0	0.0	0.0	0.0	0.0
Vented	0.0	0.0	0.1	0.0	0.0	0.0	0.0	0.0	0.0	0.0	0.0	0.0	0.1
Diff and Other	-1,048.1	-921.2	-1,475.4	-784.3	-1,331.4	-1,184.5	-682.6	-1,255.5	949.1	-1,058.6	-1,155.5	-790.8	-10,738.8
Process and Frac													
Pentanes Plus	0.0	0.0	0.0	1.7	0.0	0.0	0.0	0.0	0.0	0.0	0.0	0.0	1.7
Propane	0.0	0.0	0.0	0.0	0.0	0.0	0.0	0.0	0.0	0.0	0.0	0.0	0.0
Butanes	0.0	0.0	0.0	0.0	0.0	0.0	0.0	0.0	0.0	0.0	0.0	0.0	0.0
Ethane	0.0	0.0	0.0	0.0	0.0	0.0	0.0	0.0	0.0	0.0	0.0	0.0	0.0
NGL	0.0	0.0	0.0	0.0	0.0	0.0	0.0	0.0	0.0	0.0	0.0	0.0	0.0
Sulphur	0.0	0.0	0.0	0.0	0.0	0.0	0.0	0.0	0.0	0.0	0.0	0.0	0.0
Sulphur Closing Inv	0.0	0.0	0.0	0.0	0.0	0.0	0.0	0.0	0.0	0.0	0.0	0.0	0.0

Unit of Measurement: Gas and Gas equivalent products: 1000m3, Liquids: m3, Sulphur: MTS

VPR6200
Facility ID ABGS0004573

Facility Name PANCDN VIKING-KINSELLA

Facility Licence # Not Licenced

Facility Operator A6A7 CARDINAL

Production Month	201701	201702	201703	201704	201705	201706	201707	201708	201709	201710	201711	201712	Totals	
Receipts														
Receipts from Alberta Facilities	341.1	324.5	365.5	392.8	508.0	593.5	595.4	570.0	545.5	543.7	584.4	721.6	6,086.0	
Receipts from Non-Alberta Facilities	0.0	0.0	0.0	0.0	0.0	0.0	0.0	0.0	0.0	0.0	0.0	0.0	0.0	
Dispositions														
Disposition	Battery	341.1	324.5	365.5	392.8	508.0	593.5	595.4	570.0	545.5	543.7	584.4	721.6	6,086.0
	Gas Gathering System	0.0	0.0	0.0	0.0	0.0	0.0	0.0	0.0	0.0	0.0	0.0	0.0	0.0
	Gas Plant	0.0	0.0	0.0	0.0	0.0	0.0	0.0	0.0	0.0	0.0	0.0	0.0	0.0
	Injection Facility	0.0	0.0	0.0	0.0	0.0	0.0	0.0	0.0	0.0	0.0	0.0	0.0	0.0
	Meter Station	0.0	0.0	0.0	0.0	0.0	0.0	0.0	0.0	0.0	0.0	0.0	0.0	0.0
	Other	0.0	0.0	0.0	0.0	0.0	0.0	0.0	0.0	0.0	0.0	0.0	0.0	0.0
	Alberta Commercial	0.0	0.0	0.0	0.0	0.0	0.0	0.0	0.0	0.0	0.0	0.0	0.0	0.0
	Alberta Industrial	0.0	0.0	0.0	0.0	0.0	0.0	0.0	0.0	0.0	0.0	0.0	0.0	0.0
	Alberta Residential	0.0	0.0	0.0	0.0	0.0	0.0	0.0	0.0	0.0	0.0	0.0	0.0	0.0
	Alberta Elec.Generation	0.0	0.0	0.0	0.0	0.0	0.0	0.0	0.0	0.0	0.0	0.0	0.0	0.0
Shrinkage	Acid Gas	0.0	0.0	0.0	0.0	0.0	0.0	0.0	0.0	0.0	0.0	0.0	0.0	0.0
	Other products	0.0	0.0	0.0	0.0	0.0	0.0	0.0	0.5	0.0	0.0	0.0	0.0	0.5
Fuel		0.0	0.0	0.0	0.0	0.0	0.0	0.0	0.0	0.0	0.0	0.0	0.0	0.0
Flared		0.0	0.0	0.0	0.0	0.0	0.0	0.0	0.0	0.0	0.0	0.0	0.0	0.0
Vented		0.0	0.0	0.0	0.0	0.0	0.0	0.0	0.0	0.0	0.0	0.0	0.0	0.0
Diff and Other		0.0	0.0	0.0	0.0	0.0	0.0	0.0	-0.5	0.0	0.0	0.0	0.0	-0.5
Process and Frac														
	Pentanes Plus	0.0	0.0	0.0	0.0	0.0	0.0	0.0	2.4	0.0	0.0	0.0	0.0	2.4
	Propane	0.0	0.0	0.0	0.0	0.0	0.0	0.0	0.0	0.0	0.0	0.0	0.0	0.0
	Butanes	0.0	0.0	0.0	0.0	0.0	0.0	0.0	0.0	0.0	0.0	0.0	0.0	0.0
	Ethane	0.0	0.0	0.0	0.0	0.0	0.0	0.0	0.0	0.0	0.0	0.0	0.0	0.0
	NGL	0.0	0.0	0.0	0.0	0.0	0.0	0.0	0.0	0.0	0.0	0.0	0.0	0.0
	Sulphur	0.0	0.0	0.0	0.0	0.0	0.0	0.0	0.0	0.0	0.0	0.0	0.0	0.0
	Sulphur Closing Inv	0.0	0.0	0.0	0.0	0.0	0.0	0.0	0.0	0.0	0.0	0.0	0.0	0.0

Unit of Measurement: Gas and Gas equivalent products: 1000m3, Liquids: m3, Sulphur: MTS

VPR6200

Facility ID ABGS0004593

Facility Name ALTAGAS MOSQUITO CREEK

Facility Licence # 1805

Facility Operator A0TK AOP

Production Month	201701	201702	201703	201704	201705	201706	201707	201708	201709	201710	201711	201712	Totals
Receipts													
Receipts from Alberta Facilities	4,654.9	4,264.1	4,723.5	4,602.1	5,245.3	4,134.6	5,016.1	4,726.2	4,575.7	5,362.6	4,894.6	5,366.6	57,566.3
Receipts from Non-Alberta Facilities	0.0	0.0	0.0	0.0	0.0	0.0	0.0	0.0	0.0	0.0	0.0	0.0	0.0
Dispositions													
Disposition													
Battery	0.0	0.0	0.0	0.0	0.0	0.0	0.0	0.0	0.0	0.0	0.0	0.0	0.0
Gas Gathering System	4,492.2	4,116.3	4,562.5	4,446.4	5,097.1	4,022.5	4,878.8	4,591.4	4,451.6	5,214.0	4,823.1	5,223.9	55,919.8
Gas Plant	0.0	0.0	0.0	0.0	0.0	0.0	0.0	0.0	0.0	0.0	0.0	0.0	0.0
Injection Facility	0.0	0.0	0.0	0.0	0.0	0.0	0.0	0.0	0.0	0.0	0.0	0.0	0.0
Meter Station	0.0	0.0	0.0	0.0	0.0	0.0	0.0	0.0	0.0	0.0	0.0	0.0	0.0
Other	0.0	0.0	0.0	0.0	0.0	0.0	0.0	0.0	0.0	0.0	0.0	0.0	0.0
Alberta Commercial	0.0	0.0	0.0	0.0	0.0	0.0	0.0	0.0	0.0	0.0	0.0	0.0	0.0
Alberta Industrial	0.0	0.0	0.0	0.0	0.0	0.0	0.0	0.0	0.0	0.0	0.0	0.0	0.0
Alberta Residential	0.0	0.0	0.0	0.0	0.0	0.0	0.0	0.0	0.0	0.0	0.0	0.0	0.0
Alberta Elec.Generation	0.0	0.0	0.0	0.0	0.0	0.0	0.0	0.0	0.0	0.0	0.0	0.0	0.0
Shrinkage													
Acid Gas	0.0	0.0	0.0	0.0	0.0	0.0	0.0	0.0	0.0	0.0	0.0	0.0	0.0
Other products	7.0	9.3	6.8	9.7	11.2	8.5	8.1	11.4	19.5	7.9	8.5	21.7	129.6
Fuel	162.7	147.8	161.0	155.7	148.2	112.1	137.3	134.8	124.1	148.6	138.5	142.7	1,713.5
Flared	0.0	0.0	0.0	0.0	0.0	0.0	0.0	0.0	0.0	0.0	0.0	0.0	0.0
Vented	0.0	0.0	0.0	0.0	0.0	0.0	0.0	0.0	0.0	0.0	0.0	0.0	0.0
Diff and Other	-7.0	-9.3	-6.8	-9.7	-11.2	-8.5	-8.1	-11.4	-19.5	-7.9	-75.5	-21.7	-196.6
Process and Frac													
Pentanes Plus	34.0	45.0	33.0	47.0	54.0	41.0	39.0	55.0	94.5	38.0	41.0	105.0	626.5
Propane	0.0	0.0	0.0	0.0	0.0	0.0	0.0	0.0	0.0	0.0	0.0	0.0	0.0
Butanes	0.0	0.0	0.0	0.0	0.0	0.0	0.0	0.0	0.0	0.0	0.0	0.0	0.0
Ethane	0.0	0.0	0.0	0.0	0.0	0.0	0.0	0.0	0.0	0.0	0.0	0.0	0.0
NGL	0.0	0.0	0.0	0.0	0.0	0.0	0.0	0.0	0.0	0.0	0.0	0.0	0.0
Sulphur	0.0	0.0	0.0	0.0	0.0	0.0	0.0	0.0	0.0	0.0	0.0	0.0	0.0
Sulphur Closing Inv	0.0	0.0	0.0	0.0	0.0	0.0	0.0	0.0	0.0	0.0	0.0	0.0	0.0

Unit of Measurement: Gas and Gas equivalent products: 1000m3, Liquids: m3, Sulphur: MTS

VPR6200

Facility ID ABGS0004594

Facility Name CRESTAR CLARESHOLM

Facility Licence # Not Licenced

Facility Operator OHE9 CNRL

Production Month	201701	201702	201703	201704	201705	201706	201707	201708	201709	201710	201711	201712	Totals
Receipts													
Receipts from Alberta Facilities	1,576.5	1,411.8	1,546.7	1,549.7	1,727.5	1,426.0	1,692.5	1,708.0	1,623.1	1,526.0	1,514.9	1,543.5	18,846.2
Receipts from Non-Alberta Facilities	0.0	0.0	0.0	0.0	0.0	0.0	0.0	0.0	0.0	0.0	0.0	0.0	0.0
Dispositions													
Disposition													
Battery	0.0	0.0	0.0	0.0	0.0	0.0	0.0	0.0	0.0	0.0	0.0	0.0	0.0
Gas Gathering System	1,434.3	1,280.5	1,423.2	1,407.9	1,528.2	1,288.0	1,492.4	1,539.3	1,449.4	1,518.4	1,453.1	1,375.6	17,190.3
Gas Plant	0.0	0.0	0.0	0.0	0.0	0.0	0.0	0.0	0.0	0.0	0.0	0.0	0.0
Injection Facility	0.0	0.0	0.0	0.0	0.0	0.0	0.0	0.0	0.0	0.0	0.0	0.0	0.0
Meter Station	0.0	0.0	0.0	0.0	0.0	0.0	0.0	0.0	0.0	0.0	0.0	0.0	0.0
Other	0.0	0.0	0.0	0.0	0.0	0.0	0.0	0.0	0.0	0.0	0.0	0.0	0.0
Alberta Commercial	0.0	0.0	0.0	0.0	0.0	0.0	0.0	0.0	0.0	0.0	0.0	0.0	0.0
Alberta Industrial	0.0	0.0	0.0	0.0	0.0	0.0	0.0	0.0	0.0	0.0	0.0	0.0	0.0
Alberta Residential	0.0	0.0	0.0	0.0	0.0	0.0	0.0	0.0	0.0	0.0	0.0	0.0	0.0
Alberta Elec.Generation	0.0	0.0	0.0	0.0	0.0	0.0	0.0	0.0	0.0	0.0	0.0	0.0	0.0
Shrinkage													
Acid Gas	0.0	0.0	0.0	0.0	0.0	0.0	0.0	0.0	0.0	0.0	0.0	0.0	0.0
Other products	0.2	1.9	3.3	2.2	1.7	0.5	1.1	1.2	3.7	3.2	3.0	1.2	23.2
Fuel	63.8	65.8	62.3	62.3	64.3	52.6	61.3	62.9	59.1	60.5	58.4	60.7	734.0
Flared	0.0	0.0	0.0	0.0	0.0	0.0	0.0	0.0	0.0	0.0	0.0	0.0	0.0
Vented	0.0	0.0	0.0	0.0	0.0	0.0	0.0	0.0	0.0	0.0	0.0	0.0	0.0
Diff and Other	78.2	63.6	57.9	77.3	133.3	84.9	137.7	104.6	110.9	-56.1	0.4	106.0	898.7
Process and Frac													
Pentanes Plus	0.8	9.1	16.2	10.5	8.4	2.5	5.2	6.0	18.0	15.5	14.5	6.0	112.7
Propane	0.0	0.0	0.0	0.0	0.0	0.0	0.0	0.0	0.0	0.0	0.0	0.0	0.0
Butanes	0.0	0.0	0.0	0.0	0.0	0.0	0.0	0.0	0.0	0.0	0.0	0.0	0.0
Ethane	0.0	0.0	0.0	0.0	0.0	0.0	0.0	0.0	0.0	0.0	0.0	0.0	0.0
NGL	0.0	0.0	0.0	0.0	0.0	0.0	0.0	0.0	0.0	0.0	0.0	0.0	0.0
Sulphur	0.0	0.0	0.0	0.0	0.0	0.0	0.0	0.0	0.0	0.0	0.0	0.0	0.0
Sulphur Closing Inv	0.0	0.0	0.0	0.0	0.0	0.0	0.0	0.0	0.0	0.0	0.0	0.0	0.0

Unit of Measurement: Gas and Gas equivalent products: 1000m3, Liquids: m3, Sulphur: MTS

VPR6200

Facility ID ABGS0004615

Facility Name POCO PEMBINA

Facility Licence # Not Licenced

Facility Operator A5D4 CVE

Production Month	201701	201702	201703	201704	201705	201706	201707	201708	201709	201710	201711	201712	Totals
Receipts													
Receipts from Alberta Facilities	1,252.8	1,172.3	1,335.0	1,225.6	1,230.5	1,168.7	1,292.1	1,267.5	1,240.4	1,267.0	1,420.6	1,550.0	15,422.5
Receipts from Non-Alberta Facilities	0.0	0.0	0.0	0.0	0.0	0.0	0.0	0.0	0.0	0.0	0.0	0.0	0.0
Dispositions													
Disposition													
Battery	0.0	0.0	0.0	0.0	0.0	0.0	0.0	0.0	0.0	0.0	0.0	0.0	0.0
Gas Gathering System	0.0	0.0	0.0	0.0	0.0	0.0	0.0	0.0	0.0	0.0	0.0	0.0	0.0
Gas Plant	1,168.7	1,053.1	1,217.1	1,140.6	1,152.8	1,075.5	1,218.8	1,134.4	1,202.1	1,208.0	1,364.4	1,470.5	14,406.0
Injection Facility	0.0	0.0	0.0	0.0	0.0	0.0	0.0	0.0	0.0	0.0	0.0	0.0	0.0
Meter Station	0.0	0.0	0.0	0.0	0.0	0.0	0.0	0.0	0.0	0.0	0.0	0.0	0.0
Other	0.0	0.0	0.0	0.0	0.0	0.0	0.0	0.0	0.0	0.0	0.0	0.0	0.0
Alberta Commercial	0.0	0.0	0.0	0.0	0.0	0.0	0.0	0.0	0.0	0.0	0.0	0.0	0.0
Alberta Industrial	0.0	0.0	0.0	0.0	0.0	0.0	0.0	0.0	0.0	0.0	0.0	0.0	0.0
Alberta Residential	0.0	0.0	0.0	0.0	0.0	0.0	0.0	0.0	0.0	0.0	0.0	0.0	0.0
Alberta Elec.Generation	0.0	0.0	0.0	0.0	0.0	0.0	0.0	0.0	0.0	0.0	0.0	0.0	0.0
Shrinkage													
Acid Gas	0.0	0.0	0.0	0.0	0.0	0.0	0.0	0.0	0.0	0.0	0.0	0.0	0.0
Other products	0.0	0.0	0.0	0.0	0.0	0.0	0.5	1.4	0.0	0.0	1.7	0.2	3.8
Fuel	31.4	28.5	31.5	29.9	32.0	27.5	37.1	27.6	29.8	34.9	48.1	50.6	408.9
Flared	0.0	0.0	0.0	0.0	0.0	0.0	0.0	0.0	0.0	0.0	0.0	0.0	0.0
Vented	0.0	0.0	0.0	0.0	0.0	0.0	0.0	0.0	0.0	0.0	0.0	0.0	0.0
Diff and Other	52.7	90.7	86.4	55.1	45.7	65.7	35.7	104.1	8.5	24.1	6.4	28.7	603.8
Process and Frac													
Pentanes Plus	0.0	0.0	0.0	0.1	0.0	0.1	2.2	6.7	0.0	0.1	8.3	1.2	18.7
Propane	0.0	0.0	0.0	0.0	0.0	0.0	0.0	0.0	0.0	0.0	0.0	0.0	0.0
Butanes	0.0	0.0	0.0	0.0	0.0	0.0	0.0	0.0	0.0	0.0	0.0	0.0	0.0
Ethane	0.0	0.0	0.0	0.0	0.0	0.0	0.0	0.0	0.0	0.0	0.0	0.0	0.0
NGL	0.0	0.0	0.0	0.0	0.0	0.0	0.0	0.0	0.0	0.0	0.0	0.0	0.0
Sulphur	0.0	0.0	0.0	0.0	0.0	0.0	0.0	0.0	0.0	0.0	0.0	0.0	0.0
Sulphur Closing Inv	0.0	0.0	0.0	0.0	0.0	0.0	0.0	0.0	0.0	0.0	0.0	0.0	0.0

Unit of Measurement: Gas and Gas equivalent products: 1000m3, Liquids: m3, Sulphur: MTS

VPR6200

Facility ID ABGS0004620

Facility Name INTERGA MAHASKA 4-18

Facility Licence # 13291

Facility Operator A5D4 CVE

Production Month	201701	201702	201703	201704	201705	201706	201707	201708	201709	201710	201711	201712	Totals
Receipts													
Receipts from Alberta Facilities	1,755.7	1,446.1	1,780.1	1,794.5	1,662.3	903.6	1,967.6	1,862.2	1,652.1	1,672.0	1,530.0	1,730.1	19,756.3
Receipts from Non-Alberta Facilities	0.0	0.0	0.0	0.0	0.0	0.0	0.0	0.0	0.0	0.0	0.0	0.0	0.0
Dispositions													
Disposition													
Battery	0.0	0.0	0.0	0.0	0.0	0.0	0.0	0.0	0.0	0.0	0.0	0.0	0.0
Gas Gathering System	1,726.0	1,377.8	1,700.6	1,710.3	1,622.4	833.8	1,911.9	1,798.1	1,658.5	1,611.2	1,484.1	1,667.7	19,102.4
Gas Plant	0.0	0.0	0.0	0.0	0.0	0.0	0.0	0.0	0.0	0.0	0.0	0.0	0.0
Injection Facility	0.0	0.0	0.0	0.0	0.0	0.0	0.0	0.0	0.0	0.0	0.0	0.0	0.0
Meter Station	0.0	0.0	0.0	0.0	0.0	0.0	0.0	0.0	0.0	0.0	0.0	0.0	0.0
Other	0.0	0.0	0.0	0.0	0.0	0.0	0.0	0.0	0.0	0.0	0.0	0.0	0.0
Alberta Commercial	0.0	0.0	0.0	0.0	0.0	0.0	0.0	0.0	0.0	0.0	0.0	0.0	0.0
Alberta Industrial	0.0	0.0	0.0	0.0	0.0	0.0	0.0	0.0	0.0	0.0	0.0	0.0	0.0
Alberta Residential	0.0	0.0	0.0	0.0	0.0	0.0	0.0	0.0	0.0	0.0	0.0	0.0	0.0
Alberta Elec.Generation	0.0	0.0	0.0	0.0	0.0	0.0	0.0	0.0	0.0	0.0	0.0	0.0	0.0
Shrinkage													
Acid Gas	0.0	0.0	0.0	0.0	0.0	0.0	0.0	0.0	0.0	0.0	0.0	0.0	0.0
Other products	0.8	2.0	0.9	0.9	3.2	0.3	1.4	3.4	0.0	0.0	6.5	0.0	19.4
Fuel	46.8	39.5	47.2	48.1	43.4	9.0	0.0	0.0	0.0	0.0	0.0	0.0	234.0
Flared	0.2	0.1	0.2	0.2	0.0	0.0	0.0	0.0	0.0	0.0	0.0	0.0	0.7
Vented	1.1	0.3	0.2	0.2	0.4	0.1	0.1	0.2	0.2	0.0	0.0	0.0	2.8
Diff and Other	-19.2	26.4	31.0	34.8	-7.1	60.4	54.2	60.5	-6.6	60.8	39.4	62.4	397.0
Process and Frac													
Pentanes Plus	3.7	9.8	4.5	4.3	15.3	1.5	6.6	16.5	0.0	0.0	31.4	0.0	93.6
Propane	0.0	0.0	0.0	0.0	0.0	0.0	0.0	0.0	0.0	0.0	0.0	0.0	0.0
Butanes	0.0	0.0	0.0	0.0	0.0	0.0	0.0	0.0	0.0	0.0	0.0	0.0	0.0
Ethane	0.0	0.0	0.0	0.0	0.0	0.0	0.0	0.0	0.0	0.0	0.0	0.0	0.0
NGL	0.0	0.0	0.0	0.0	0.0	0.0	0.0	0.0	0.0	0.0	0.0	0.0	0.0
Sulphur	0.0	0.0	0.0	0.0	0.0	0.0	0.0	0.0	0.0	0.0	0.0	0.0	0.0
Sulphur Closing Inv	0.0	0.0	0.0	0.0	0.0	0.0	0.0	0.0	0.0	0.0	0.0	0.0	0.0

Unit of Measurement: Gas and Gas equivalent products: 1000m3, Liquids: m3, Sulphur: MTS

VPR6200

Facility ID ABGS0004715

Facility Name AVALANCHE ENTICE 1-22-27

Facility Licence # 3740

Facility Operator A1H9 EMBER

Production Month	201701	201702	201703	201704	201705	201706	201707	201708	201709	201710	201711	201712	Totals
Receipts													
Receipts from Alberta Facilities	12,182.9	11,737.0	14,114.0	13,368.2	13,478.2	13,127.7	13,606.3	13,626.5	13,121.5	12,834.4	12,896.5	12,758.2	156,851.4
Receipts from Non-Alberta Facilities	0.0	0.0	0.0	0.0	0.0	0.0	0.0	0.0	0.0	0.0	0.0	0.0	0.0
Dispositions													
Disposition													
Battery	0.0	0.0	0.0	0.0	0.0	0.0	0.0	0.0	0.0	0.0	0.0	0.0	0.0
Gas Gathering System	0.0	0.0	0.0	0.0	0.0	0.0	0.0	0.0	0.0	0.0	0.0	0.0	0.0
Gas Plant	0.0	0.0	0.0	0.0	0.0	0.0	0.0	0.0	0.0	0.0	0.0	0.0	0.0
Injection Facility	0.0	0.0	0.0	0.0	0.0	0.0	0.0	0.0	0.0	0.0	0.0	0.0	0.0
Meter Station	12,243.7	11,782.6	14,106.7	13,340.6	13,390.0	13,170.0	13,639.6	13,663.2	13,182.2	13,481.5	12,995.8	12,877.5	157,873.4
Other	0.0	0.0	0.0	0.0	0.0	0.0	0.0	0.0	0.0	0.0	0.0	0.0	0.0
Alberta Commercial	0.0	0.0	0.0	0.0	0.0	0.0	0.0	0.0	0.0	0.0	0.0	0.0	0.0
Alberta Industrial	0.0	0.0	0.0	0.0	0.0	0.0	0.0	0.0	0.0	0.0	0.0	0.0	0.0
Alberta Residential	0.0	0.0	0.0	0.0	0.0	0.0	0.0	0.0	0.0	0.0	0.0	0.0	0.0
Alberta Elec.Generation	0.0	0.0	0.0	0.0	0.0	0.0	0.0	0.0	0.0	0.0	0.0	0.0	0.0
Shrinkage													
Acid Gas	0.0	0.0	0.0	0.0	0.0	0.0	0.0	0.0	0.0	0.0	0.0	0.0	0.0
Other products	0.9	0.8	1.6	0.6	0.7	0.6	0.6	0.8	0.4	0.6	1.1	0.6	9.3
Fuel	0.0	0.0	0.0	0.0	0.0	0.5	0.1	0.5	0.0	0.0	0.0	0.0	1.1
Flared	0.0	0.0	0.0	0.0	0.0	0.0	0.0	0.0	0.0	0.0	0.0	0.0	0.0
Vented	0.0	0.0	0.0	0.0	0.0	0.0	1.0	1.1	0.0	0.0	0.0	0.0	2.1
Diff and Other	-61.7	-46.4	5.7	27.0	87.5	-43.4	-35.0	-39.1	-61.1	-647.7	-100.4	-119.9	-1,034.5
Process and Frac													
Pentanes Plus	4.2	3.9	7.9	2.7	3.3	2.7	2.9	3.9	2.0	3.1	5.1	2.9	44.6
Propane	0.0	0.0	0.0	0.0	0.0	0.0	0.0	0.0	0.0	0.0	0.0	0.0	0.0
Butanes	0.0	0.0	0.0	0.0	0.0	0.0	0.0	0.0	0.0	0.0	0.0	0.0	0.0
Ethane	0.0	0.0	0.0	0.0	0.0	0.0	0.0	0.0	0.0	0.0	0.0	0.0	0.0
NGL	0.0	0.0	0.0	0.0	0.0	0.0	0.0	0.0	0.0	0.0	0.0	0.0	0.0
Sulphur	0.0	0.0	0.0	0.0	0.0	0.0	0.0	0.0	0.0	0.0	0.0	0.0	0.0
Sulphur Closing Inv	0.0	0.0	0.0	0.0	0.0	0.0	0.0	0.0	0.0	0.0	0.0	0.0	0.0

Unit of Measurement: Gas and Gas equivalent products: 1000m3, Liquids: m3, Sulphur: MTS

VPR6200

Facility ID ABGS0004748

Facility Name BEST PACIFIC 10-20

Facility Licence # Not Licenced

Facility Operator A663 TEAC

Production Month	201701	201702	201703	201704	201705	201706	201707	201708	201709	201710	201711	201712	Totals	
SHUTIN														
Receipts														
Receipts from Alberta Facilities	1,418.1	1,261.0	1,350.9	1,330.3	1,347.8	1,278.1	1,273.3	1,320.3	1,185.2	0.0	1,202.6	1,052.9	14,020.5	
Receipts from Non-Alberta Facilities	0.0	0.0	0.0	0.0	0.0	0.0	0.0	0.0	0.0	0.0	0.0	0.0	0.0	
Dispositions														
Disposition	Battery	0.0	0.0	0.0	0.0	0.0	0.0	0.0	0.0	0.0	0.0	0.0	0.0	
	Gas Gathering System	1,384.9	1,226.9	1,311.2	1,294.0	1,307.7	1,258.0	1,266.8	1,300.6	1,165.3	0.0	1,179.8	1,018.9	13,714.1
	Gas Plant	0.0	0.0	0.0	0.0	0.0	0.0	0.0	0.0	0.0	0.0	0.0	0.0	
	Injection Facility	0.0	0.0	0.0	0.0	0.0	0.0	0.0	0.0	0.0	0.0	0.0	0.0	
	Meter Station	0.0	0.0	0.0	0.0	0.0	0.0	0.0	0.0	0.0	0.0	0.0	0.0	
	Other	0.0	0.0	0.0	0.0	0.0	0.0	0.0	0.0	0.0	0.0	0.0	0.0	
	Alberta Commercial	0.0	0.0	0.0	0.0	0.0	0.0	0.0	0.0	0.0	0.0	0.0	0.0	
	Alberta Industrial	0.0	0.0	0.0	0.0	0.0	0.0	0.0	0.0	0.0	0.0	0.0	0.0	
	Alberta Residential	0.0	0.0	0.0	0.0	0.0	0.0	0.0	0.0	0.0	0.0	0.0	0.0	
	Alberta Elec.Generation	0.0	0.0	0.0	0.0	0.0	0.0	0.0	0.0	0.0	0.0	0.0	0.0	
Shrinkage	Acid Gas	0.0	0.0	0.0	0.0	0.0	0.0	0.0	0.0	0.0	0.0	0.0	0.0	
	Other products	0.0	0.0	0.0	0.0	0.0	0.0	0.0	0.0	0.0	0.8	0.0	0.8	
Fuel		32.0	33.8	37.9	40.6	42.0	41.5	39.1	49.1	31.2	0.0	37.2	35.2	419.6
Flared		0.0	0.0	0.0	0.0	0.0	0.0	0.0	0.0	0.0	0.0	0.0	0.0	
Vented		0.0	0.0	0.0	0.0	0.0	0.0	0.0	0.0	0.0	0.0	0.0	0.0	
Diff and Other		1.2	0.3	1.8	-4.3	-1.9	-21.4	-32.6	-29.4	-11.3	0.0	-15.2	-1.2	-114.0
Process and Frac														
	Pentanes Plus	0.0	0.0	0.0	0.0	0.0	0.0	0.0	0.0	0.0	3.9	0.0	3.9	
	Propane	0.0	0.0	0.0	0.0	0.0	0.0	0.0	0.0	0.0	0.0	0.0	0.0	
	Butanes	0.0	0.0	0.0	0.0	0.0	0.0	0.0	0.0	0.0	0.0	0.0	0.0	
	Ethane	0.0	0.0	0.0	0.0	0.0	0.0	0.0	0.0	0.0	0.0	0.0	0.0	
	NGL	0.0	0.0	0.0	0.0	0.0	0.0	0.0	0.0	0.0	0.0	0.0	0.0	
	Sulphur	0.0	0.0	0.0	0.0	0.0	0.0	0.0	0.0	0.0	0.0	0.0	0.0	
	Sulphur Closing Inv	0.0	0.0	0.0	0.0	0.0	0.0	0.0	0.0	0.0	0.0	0.0	0.0	

VPR6200

Facility ID ABGS0004749

Facility Name WINTER RAINBOW 3-1

Facility Licence # Not Licenced

Facility Operator A0A7 NUVISTA

Production Month	201701	201702	201703	201704	201705	201706	201707	201708	201709	201710	201711	201712	Totals
Receipts													
Receipts from Alberta Facilities	1,166.7	1,121.1	1,280.7	1,189.3	1,055.6	1,240.0	1,086.8	1,180.8	1,143.2	1,190.5	952.8	625.9	13,233.4
Receipts from Non-Alberta Facilities	0.0	0.0	0.0	0.0	0.0	0.0	0.0	0.0	0.0	0.0	0.0	0.0	0.0
Dispositions													
Disposition													
Battery	0.0	0.0	0.0	0.0	0.0	0.0	0.0	0.0	0.0	0.0	0.0	0.0	0.0
Gas Gathering System	0.0	0.0	0.0	0.0	0.0	0.0	0.0	0.0	0.0	0.0	0.0	0.0	0.0
Gas Plant	0.0	0.0	0.0	0.0	0.0	0.0	0.0	0.0	0.0	0.0	0.0	0.0	0.0
Injection Facility	0.0	0.0	0.0	0.0	0.0	0.0	0.0	0.0	0.0	0.0	0.0	0.0	0.0
Meter Station	1,107.5	1,071.1	1,226.2	1,145.3	1,009.4	1,176.0	1,047.4	1,121.3	1,123.3	1,153.7	914.7	610.9	12,706.8
Other	0.0	0.0	0.0	0.0	0.0	0.0	0.0	0.0	0.0	0.0	0.0	0.0	0.0
Alberta Commercial	0.0	0.0	0.0	0.0	0.0	0.0	0.0	0.0	0.0	0.0	0.0	0.0	0.0
Alberta Industrial	0.0	0.0	0.0	0.0	0.0	0.0	0.0	0.0	0.0	0.0	0.0	0.0	0.0
Alberta Residential	0.0	0.0	0.0	0.0	0.0	0.0	0.0	0.0	0.0	0.0	0.0	0.0	0.0
Alberta Elec.Generation	0.0	0.0	0.0	0.0	0.0	0.0	0.0	0.0	0.0	0.0	0.0	0.0	0.0
Shrinkage													
Acid Gas	0.0	0.0	0.0	0.0	0.0	0.0	0.0	0.0	0.0	0.0	0.0	0.0	0.0
Other products	3.3	3.2	4.3	4.1	3.3	3.9	3.2	3.4	3.5	3.7	2.5	2.0	40.4
Fuel	8.2	7.3	8.4	7.4	5.7	6.2	5.9	6.5	6.6	7.1	7.9	5.3	82.5
Flared	0.0	0.0	0.0	0.0	0.0	0.0	0.0	0.0	0.0	0.0	0.0	0.0	0.0
Vented	0.0	0.0	0.0	0.0	0.0	0.1	0.0	0.0	0.3	0.0	0.0	0.1	0.5
Diff and Other	47.7	39.5	41.8	32.5	37.2	53.8	30.3	49.6	9.5	26.0	27.7	7.6	403.2
Process and Frac													
Pentanes Plus	16.1	15.5	20.7	20.0	16.2	19.0	15.5	16.3	16.7	18.1	12.3	9.8	196.2
Propane	0.0	0.0	0.0	0.0	0.0	0.0	0.0	0.0	0.0	0.0	0.0	0.0	0.0
Butanes	0.0	0.0	0.0	0.0	0.0	0.0	0.0	0.0	0.0	0.0	0.0	0.0	0.0
Ethane	0.0	0.0	0.0	0.0	0.0	0.0	0.0	0.0	0.0	0.0	0.0	0.0	0.0
NGL	0.0	0.0	0.0	0.0	0.0	0.0	0.0	0.0	0.0	0.0	0.0	0.0	0.0
Sulphur	0.0	0.0	0.0	0.0	0.0	0.0	0.0	0.0	0.0	0.0	0.0	0.0	0.0
Sulphur Closing Inv	0.0	0.0	0.0	0.0	0.0	0.0	0.0	0.0	0.0	0.0	0.0	0.0	0.0

Unit of Measurement: Gas and Gas equivalent products: 1000m3, Liquids: m3, Sulphur: MTS

VPR6200

Facility ID ABGS0004766

Facility Name NUL BEAVERHILL LAKE 4-16

Facility Licence # Not Licenced

Facility Operator A517 LONG RUN

Production Month	201701	201702	201703	201704	201705	201706	201707	201708	201709	201710	201711	201712	Totals
Receipts													
Receipts from Alberta Facilities	1,177.2	1,088.1	1,213.9	1,166.7	1,171.5	1,224.7	1,249.3	1,270.9	1,203.3	1,141.4	1,140.8	1,093.1	14,140.9
Receipts from Non-Alberta Facilities	0.0	0.0	0.0	0.0	0.0	0.0	0.0	0.0	0.0	0.0	0.0	0.0	0.0
Dispositions													
Disposition													
Battery	0.0	0.0	0.0	0.0	0.0	0.0	0.0	0.0	0.0	0.0	0.0	0.0	0.0
Gas Gathering System	0.0	0.0	0.0	0.0	0.0	0.0	0.0	0.0	0.0	0.0	0.0	0.0	0.0
Gas Plant	0.0	0.0	0.0	0.0	0.0	0.0	0.0	0.0	0.0	0.0	0.0	0.0	0.0
Injection Facility	0.0	0.0	0.0	0.0	0.0	0.0	0.0	0.0	0.0	0.0	0.0	0.0	0.0
Meter Station	1,055.2	943.2	1,058.8	1,014.7	1,006.0	1,060.7	1,089.1	1,083.9	987.9	1,014.0	1,029.6	952.9	12,296.0
Other	0.0	0.0	0.0	0.0	0.0	0.0	0.0	0.0	0.0	0.0	0.0	0.0	0.0
Alberta Commercial	0.0	0.0	0.0	0.0	0.0	0.0	0.0	0.0	0.0	0.0	0.0	0.0	0.0
Alberta Industrial	0.0	0.0	0.0	0.0	0.0	0.0	0.0	0.0	0.0	0.0	0.0	0.0	0.0
Alberta Residential	0.0	0.0	0.0	0.0	0.0	0.0	0.0	0.0	0.0	0.0	0.0	0.0	0.0
Alberta Elec.Generation	0.0	0.0	0.0	0.0	0.0	0.0	0.0	0.0	0.0	0.0	0.0	0.0	0.0
Shrinkage													
Acid Gas	0.0	0.0	0.0	0.0	0.0	0.0	0.0	0.0	0.0	0.0	0.0	0.0	0.0
Other products	0.0	0.0	0.0	0.2	1.3	0.0	0.0	0.0	0.0	0.0	0.0	0.0	1.5
Fuel	160.4	157.9	155.7	142.0	155.5	145.1	131.7	134.6	131.8	137.4	144.0	165.6	1,761.7
Flared	0.0	0.0	0.0	0.0	0.0	0.0	0.0	0.1	0.0	0.3	0.0	0.0	0.4
Vented	0.0	0.0	0.0	0.0	0.0	0.0	0.0	0.0	0.1	0.0	0.0	0.2	0.3
Diff and Other	-38.4	-13.0	-0.6	9.8	8.7	18.9	28.5	52.3	83.5	-10.3	-32.8	-25.6	81.0
Process and Frac													
Pentanes Plus	0.0	0.0	0.1	0.8	6.5	0.0	0.0	0.0	0.0	0.0	0.0	0.0	7.4
Propane	0.0	0.0	0.0	0.0	0.0	0.0	0.0	0.0	0.0	0.0	0.0	0.0	0.0
Butanes	0.0	0.0	0.0	0.0	0.0	0.0	0.0	0.0	0.0	0.0	0.0	0.0	0.0
Ethane	0.0	0.0	0.0	0.0	0.0	0.0	0.0	0.0	0.0	0.0	0.0	0.0	0.0
NGL	0.0	0.0	0.0	0.0	0.0	0.0	0.0	0.0	0.0	0.0	0.0	0.0	0.0
Sulphur	0.0	0.0	0.0	0.0	0.0	0.0	0.0	0.0	0.0	0.0	0.0	0.0	0.0
Sulphur Closing Inv	0.0	0.0	0.0	0.0	0.0	0.0	0.0	0.0	0.0	0.0	0.0	0.0	0.0

Unit of Measurement: Gas and Gas equivalent products: 1000m3, Liquids: m3, Sulphur: MTS

VPR6200

Facility ID ABGS0004769

Facility Name MARATHON WESTEROSE 4-29

Facility Licence # Not Licenced

Facility Operator A5TT TAC

Production Month	201701	201702	201703	201704	201705	201706	201707	201708	201709	201710	201711	201712	Totals
Receipts													
Receipts from Alberta Facilities	658.0	699.3	808.0	740.8	798.3	654.0	677.7	681.9	577.5	466.4	634.7	666.7	8,063.3
Receipts from Non-Alberta Facilities	0.0	0.0	0.0	0.0	0.0	0.0	0.0	0.0	0.0	0.0	0.0	0.0	0.0
Dispositions													
Disposition													
Battery	0.0	0.0	0.0	0.0	0.0	0.0	0.0	0.0	0.0	0.0	0.0	0.0	0.0
Gas Gathering System	551.8	557.7	626.6	607.0	624.3	491.9	506.6	517.8	445.2	337.9	494.8	452.4	6,214.0
Gas Plant	0.0	0.0	0.0	0.0	0.0	0.0	0.0	0.0	0.0	0.0	0.0	0.0	0.0
Injection Facility	0.0	0.0	0.0	0.0	0.0	0.0	0.0	0.0	0.0	0.0	0.0	0.0	0.0
Meter Station	0.0	0.0	0.0	0.0	0.0	0.0	0.0	0.0	0.0	0.0	0.0	0.0	0.0
Other	0.0	0.0	0.0	0.0	0.0	0.0	0.0	0.0	0.0	0.0	0.0	0.0	0.0
Alberta Commercial	0.0	0.0	0.0	0.0	0.0	0.0	0.0	0.0	0.0	0.0	0.0	0.0	0.0
Alberta Industrial	0.0	0.0	0.0	0.0	0.0	0.0	0.0	0.0	0.0	0.0	0.0	0.0	0.0
Alberta Residential	0.0	0.0	0.0	0.0	0.0	0.0	0.0	0.0	0.0	0.0	0.0	0.0	0.0
Alberta Elec.Generation	0.0	0.0	0.0	0.0	0.0	0.0	0.0	0.0	0.0	0.0	0.0	0.0	0.0
Shrinkage													
Acid Gas	0.0	0.0	0.0	0.0	0.0	0.0	0.0	0.0	0.0	0.0	0.0	0.0	0.0
Other products	4.4	4.1	7.3	6.9	3.8	4.0	4.1	4.1	3.0	1.4	4.5	4.5	52.1
Fuel	117.0	96.1	119.4	117.1	119.9	112.0	126.4	116.5	79.2	62.8	117.2	121.4	1,305.0
Flared	0.0	0.0	0.0	0.0	0.0	0.0	0.0	0.0	0.0	0.0	0.0	0.0	0.0
Vented	0.0	0.0	0.1	0.0	0.5	0.1	0.2	0.0	2.2	0.2	0.2	0.7	4.2
Diff and Other	-15.2	41.4	54.6	9.8	49.8	46.0	40.4	43.5	47.9	64.1	18.0	87.7	488.0
Process and Frac													
Pentanes Plus	21.3	19.8	35.5	33.5	18.6	19.3	19.9	20.0	14.5	6.9	21.8	21.9	253.0
Propane	0.0	0.0	0.0	0.0	0.0	0.0	0.0	0.0	0.0	0.0	0.0	0.0	0.0
Butanes	0.0	0.0	0.0	0.0	0.0	0.0	0.0	0.0	0.0	0.0	0.0	0.0	0.0
Ethane	0.0	0.0	0.0	0.0	0.0	0.0	0.0	0.0	0.0	0.0	0.0	0.0	0.0
NGL	0.0	0.0	0.0	0.0	0.0	0.0	0.0	0.0	0.0	0.0	0.0	0.0	0.0
Sulphur	0.0	0.0	0.0	0.0	0.0	0.0	0.0	0.0	0.0	0.0	0.0	0.0	0.0
Sulphur Closing Inv	0.0	0.0	0.0	0.0	0.0	0.0	0.0	0.0	0.0	0.0	0.0	0.0	0.0

Unit of Measurement: Gas and Gas equivalent products: 1000m3, Liquids: m3, Sulphur: MTS

VPR6200

Facility ID ABGS0004790

Facility Name BURLINGTON CARSON CREEK 11-9 SOUR

Facility Licence # Not Licenced

Facility Operator A2TG TQN

Production Month	201701	201702	201703	201704	201705	201706	201707	201708	201709	201710	201711	201712	Totals
Receipts													
Receipts from Alberta Facilities	294.8	246.9	362.7	421.6	433.8	500.8	487.5	466.2	442.3	409.5	392.4	376.2	4,834.7
Receipts from Non-Alberta Facilities	0.0	0.0	0.0	0.0	0.0	0.0	0.0	0.0	0.0	0.0	0.0	0.0	0.0
Dispositions													
Disposition													
Battery	0.0	0.0	0.0	0.0	0.0	0.0	0.0	0.0	0.0	0.0	0.0	0.0	0.0
Gas Gathering System	294.8	246.9	362.7	421.5	433.8	500.8	487.5	466.2	442.3	409.5	392.4	376.2	4,834.6
Gas Plant	0.0	0.0	0.0	0.0	0.0	0.0	0.0	0.0	0.0	0.0	0.0	0.0	0.0
Injection Facility	0.0	0.0	0.0	0.0	0.0	0.0	0.0	0.0	0.0	0.0	0.0	0.0	0.0
Meter Station	0.0	0.0	0.0	0.0	0.0	0.0	0.0	0.0	0.0	0.0	0.0	0.0	0.0
Other	0.0	0.0	0.0	0.0	0.0	0.0	0.0	0.0	0.0	0.0	0.0	0.0	0.0
Alberta Commercial	0.0	0.0	0.0	0.0	0.0	0.0	0.0	0.0	0.0	0.0	0.0	0.0	0.0
Alberta Industrial	0.0	0.0	0.0	0.0	0.0	0.0	0.0	0.0	0.0	0.0	0.0	0.0	0.0
Alberta Residential	0.0	0.0	0.0	0.0	0.0	0.0	0.0	0.0	0.0	0.0	0.0	0.0	0.0
Alberta Elec.Generation	0.0	0.0	0.0	0.0	0.0	0.0	0.0	0.0	0.0	0.0	0.0	0.0	0.0
Shrinkage													
Acid Gas	0.0	0.0	0.0	0.0	0.0	0.0	0.0	0.0	0.0	0.0	0.0	0.0	0.0
Other products	0.0	0.0	0.0	0.0	0.0	0.0	0.0	0.0	0.0	0.0	0.0	0.0	0.0
Fuel	0.0	0.0	0.0	0.0	0.0	0.0	0.0	0.0	0.0	0.0	0.0	0.0	0.0
Flared	0.0	0.0	0.0	0.0	0.0	0.0	0.0	0.0	0.0	0.0	0.0	0.0	0.0
Vented	0.0	0.0	0.0	0.1	0.0	0.0	0.0	0.0	0.0	0.0	0.0	0.0	0.1
Diff and Other	0.0	0.0	0.0	0.0	0.0	0.0	0.0	0.0	0.0	0.0	0.0	0.0	0.0
Process and Frac													
Pentanes Plus	0.0	0.0	0.0	0.0	0.0	0.0	0.0	0.1	0.0	0.0	0.0	0.0	0.1
Propane	0.0	0.0	0.0	0.0	0.0	0.0	0.0	0.0	0.0	0.0	0.0	0.0	0.0
Butanes	0.0	0.0	0.0	0.0	0.0	0.0	0.0	0.0	0.0	0.0	0.0	0.0	0.0
Ethane	0.0	0.0	0.0	0.0	0.0	0.0	0.0	0.0	0.0	0.0	0.0	0.0	0.0
NGL	0.0	0.0	0.0	0.0	0.0	0.0	0.0	0.0	0.0	0.0	0.0	0.0	0.0
Sulphur	0.0	0.0	0.0	0.0	0.0	0.0	0.0	0.0	0.0	0.0	0.0	0.0	0.0
Sulphur Closing Inv	0.0	0.0	0.0	0.0	0.0	0.0	0.0	0.0	0.0	0.0	0.0	0.0	0.0

Unit of Measurement: Gas and Gas equivalent products: 1000m3, Liquids: m3, Sulphur: MTS

VPR6200

Facility ID ABGS0004805

Facility Name ENCAL WILSON CREEK 6-18

Facility Licence # 23515

Facility Operator A2TG TQN

Production Month	201701	201702	201703	201704	201705	201706	201707	201708	201709	201710	201711	201712	Totals
Receipts													
Receipts from Alberta Facilities	13,684.1	12,992.4	13,953.7	13,470.1	13,648.5	13,387.8	13,492.1	13,542.0	13,009.0	13,235.8	11,513.4	13,166.4	159,095.3
Receipts from Non-Alberta Facilities	0.0	0.0	0.0	0.0	0.0	0.0	0.0	0.0	0.0	0.0	0.0	0.0	0.0
Dispositions													
Disposition													
Battery	121.5	112.8	126.8	106.4	105.1	86.2	92.0	99.5	105.7	100.9	93.6	131.4	1,281.9
Gas Gathering System	13,431.2	12,759.7	13,704.4	13,191.1	13,325.6	13,077.0	13,259.4	13,371.8	12,858.3	13,076.0	11,073.0	12,731.2	155,858.7
Gas Plant	0.0	0.0	0.0	0.0	0.0	0.0	0.0	0.0	0.0	0.0	0.0	0.0	0.0
Injection Facility	0.0	0.0	0.0	0.0	0.0	0.0	0.0	0.0	0.0	0.0	0.0	0.0	0.0
Meter Station	0.0	0.0	0.0	0.0	0.0	0.0	0.0	0.0	0.0	0.0	0.0	0.0	0.0
Other	0.0	0.0	0.0	0.0	0.0	0.0	0.0	0.0	0.0	0.0	0.0	0.0	0.0
Alberta Commercial	0.0	0.0	0.0	0.0	0.0	0.0	0.0	0.0	0.0	0.0	0.0	0.0	0.0
Alberta Industrial	0.0	0.0	0.0	0.0	0.0	0.0	0.0	0.0	0.0	0.0	0.0	0.0	0.0
Alberta Residential	0.0	0.0	0.0	0.0	0.0	0.0	0.0	0.0	0.0	0.0	0.0	0.0	0.0
Alberta Elec.Generation	0.0	0.0	0.0	0.0	0.0	0.0	0.0	0.0	0.0	0.0	0.0	0.0	0.0
Shrinkage													
Acid Gas	0.0	0.0	0.0	0.0	0.0	0.0	0.0	0.0	0.0	0.0	0.0	0.0	0.0
Other products	0.0	1.8	0.0	0.5	1.6	2.5	0.5	0.0	2.6	4.7	2.6	0.0	16.8
Fuel	553.8	514.8	570.1	558.0	568.8	544.2	531.9	547.3	538.7	549.2	490.9	553.8	6,521.5
Flared	31.5	23.6	25.0	31.7	31.0	32.5	36.0	24.4	28.5	34.9	34.3	47.2	380.6
Vented	0.0	0.0	0.0	0.0	0.0	0.0	0.0	0.0	0.0	0.0	0.0	0.0	0.0
Diff and Other	-453.9	-420.3	-472.6	-417.6	-383.6	-354.6	-427.7	-501.0	-524.8	-529.9	-181.0	-297.2	-4,964.2
Process and Frac													
Pentanes Plus	0.0	8.7	0.0	2.3	7.9	12.0	2.2	0.2	12.7	22.9	12.6	0.1	81.6
Propane	0.0	0.0	0.0	0.0	0.0	0.0	0.0	0.0	0.0	0.0	0.0	0.0	0.0
Butanes	0.0	0.0	0.0	0.0	0.0	0.0	0.0	0.0	0.0	0.0	0.0	0.0	0.0
Ethane	0.0	0.0	0.0	0.0	0.0	0.0	0.0	0.0	0.0	0.0	0.0	0.0	0.0
NGL	0.0	0.0	0.0	0.0	0.0	0.0	0.0	0.0	0.0	0.0	0.0	0.0	0.0
Sulphur	0.0	0.0	0.0	0.0	0.0	0.0	0.0	0.0	0.0	0.0	0.0	0.0	0.0
Sulphur Closing Inv	0.0	0.0	0.0	0.0	0.0	0.0	0.0	0.0	0.0	0.0	0.0	0.0	0.0

Unit of Measurement: Gas and Gas equivalent products: 1000m3, Liquids: m3, Sulphur: MTS

VPR6200

Facility ID ABGS0004833

Facility Name OLYMPIA WILDCAT HILLS 13-21

Facility Licence # 3655

Facility Operator A5M4 MNK

Production Month	201701	201702	201703	201704	201705	201706	201707	201708	201709	201710	201711	201712	Totals
Receipts													
Receipts from Alberta Facilities	1,599.6	1,654.6	1,785.4	1,758.1	1,978.9	1,828.3	1,852.5	1,827.9	1,361.6	1,674.1	1,587.9	1,505.2	20,414.1
Receipts from Non-Alberta Facilities	0.0	0.0	0.0	0.0	0.0	0.0	0.0	0.0	0.0	0.0	0.0	0.0	0.0
Dispositions													
Disposition													
Battery	0.0	0.0	0.0	0.0	0.0	0.0	0.0	0.0	0.0	0.0	0.0	0.0	0.0
Gas Gathering System	1,505.2	1,566.7	1,684.8	1,671.0	1,903.0	1,765.1	1,781.5	1,761.2	1,332.3	1,619.8	1,535.2	1,458.6	19,584.4
Gas Plant	0.0	0.0	0.0	0.0	0.0	0.0	0.0	0.0	0.0	0.0	0.0	0.0	0.0
Injection Facility	0.0	0.0	0.0	0.0	0.0	0.0	0.0	0.0	0.0	0.0	0.0	0.0	0.0
Meter Station	0.0	0.0	0.0	0.0	0.0	0.0	0.0	0.0	0.0	0.0	0.0	0.0	0.0
Other	0.0	0.0	0.0	0.0	0.0	0.0	0.0	0.0	0.0	0.0	0.0	0.0	0.0
Alberta Commercial	0.0	0.0	0.0	0.0	0.0	0.0	0.0	0.0	0.0	0.0	0.0	0.0	0.0
Alberta Industrial	0.0	0.0	0.0	0.0	0.0	0.0	0.0	0.0	0.0	0.0	0.0	0.0	0.0
Alberta Residential	0.0	0.0	0.0	0.0	0.0	0.0	0.0	0.0	0.0	0.0	0.0	0.0	0.0
Alberta Elec.Generation	0.0	0.0	0.0	0.0	0.0	0.0	0.0	0.0	0.0	0.0	0.0	0.0	0.0
Shrinkage													
Acid Gas	0.0	0.0	0.0	0.0	0.0	0.0	0.0	0.0	0.0	0.0	0.0	0.0	0.0
Other products	0.0	0.0	10.1	7.7	8.1	9.5	5.7	9.1	5.3	9.4	7.6	6.3	78.8
Fuel	94.1	87.8	100.5	87.0	75.8	63.1	71.0	66.7	29.3	54.2	52.7	46.6	828.8
Flared	0.3	0.1	0.1	0.1	0.1	0.1	0.0	0.0	0.0	0.1	0.0	0.0	0.9
Vented	0.0	0.0	0.0	0.0	0.0	0.0	0.0	0.0	0.0	0.0	0.0	0.0	0.0
Diff and Other	0.0	0.0	-10.1	-7.7	-8.1	-9.5	-5.7	-9.1	-5.3	-9.4	-7.6	-6.3	-78.8
Process and Frac													
Pentanes Plus	0.0	0.0	48.8	37.1	39.0	45.8	27.6	44.2	25.8	45.4	37.0	30.5	381.2
Propane	0.0	0.0	0.0	0.0	0.0	0.0	0.0	0.0	0.0	0.0	0.0	0.0	0.0
Butanes	0.0	0.0	0.0	0.0	0.0	0.0	0.0	0.0	0.0	0.0	0.0	0.0	0.0
Ethane	0.0	0.0	0.0	0.0	0.0	0.0	0.0	0.0	0.0	0.0	0.0	0.0	0.0
NGL	0.0	0.0	0.0	0.0	0.0	0.0	0.0	0.0	0.0	0.0	0.0	0.0	0.0
Sulphur	0.0	0.0	0.0	0.0	0.0	0.0	0.0	0.0	0.0	0.0	0.0	0.0	0.0
Sulphur Closing Inv	0.0	0.0	0.0	0.0	0.0	0.0	0.0	0.0	0.0	0.0	0.0	0.0	0.0

Unit of Measurement: Gas and Gas equivalent products: 1000m3, Liquids: m3, Sulphur: MTS

VPR6200
Facility ID ABGS0004899

Facility Name 00/10-02-047-06W5 Modeste GS

Facility Licence # 10246

Facility Operator A6GD SINOPEC

Production Month	201701	201702	201703	201704	201705	201706	201707	201708	201709	201710	201711	201712	Totals
Receipts													
Receipts from Alberta Facilities	5,480.5	4,907.7	4,470.2	5,340.6	4,824.4	5,060.3	4,456.3	4,639.7	3,579.6	3,855.6	3,212.4	4,529.5	54,356.8
Receipts from Non-Alberta Facilities	0.0	0.0	0.0	0.0	0.0	0.0	0.0	0.0	0.0	0.0	0.0	0.0	0.0
Dispositions													
Disposition													
Battery	0.0	0.0	0.0	0.0	0.0	0.0	0.0	0.0	0.0	0.0	0.0	0.0	0.0
Gas Gathering System	5,558.1	4,800.2	4,342.7	5,393.8	4,723.9	5,017.1	4,448.4	4,642.1	3,639.2	3,895.8	3,181.8	4,501.8	54,144.9
Gas Plant	0.0	0.0	0.0	0.0	0.0	0.0	0.0	0.0	0.0	0.0	0.0	0.0	0.0
Injection Facility	0.0	0.0	0.0	0.0	0.0	0.0	0.0	0.0	0.0	0.0	0.0	0.0	0.0
Meter Station	0.0	0.0	0.0	0.0	0.0	0.0	0.0	0.0	0.0	0.0	0.0	0.0	0.0
Other	0.0	0.0	0.0	0.0	0.0	0.0	0.0	0.0	0.0	0.0	0.0	0.0	0.0
Alberta Commercial	0.0	0.0	0.0	0.0	0.0	0.0	0.0	0.0	0.0	0.0	0.0	0.0	0.0
Alberta Industrial	0.0	0.0	0.0	0.0	0.0	0.0	0.0	0.0	0.0	0.0	0.0	0.0	0.0
Alberta Residential	0.0	0.0	0.0	0.0	0.0	0.0	0.0	0.0	0.0	0.0	0.0	0.0	0.0
Alberta Elec.Generation	0.0	0.0	0.0	0.0	0.0	0.0	0.0	0.0	0.0	0.0	0.0	0.0	0.0
Shrinkage													
Acid Gas	0.0	0.0	0.0	0.0	0.0	0.0	0.0	0.0	0.0	0.0	0.0	0.0	0.0
Other products	5.9	18.2	13.2	10.7	9.1	6.7	1.9	12.4	7.3	10.3	8.2	10.0	113.9
Fuel	114.7	99.7	102.2	114.1	102.5	104.0	103.6	105.6	87.8	119.2	109.4	138.6	1,301.4
Flared	0.0	0.0	0.0	0.0	0.1	0.2	0.1	0.0	0.0	0.0	0.0	0.0	0.4
Vented	0.0	0.0	0.0	0.0	0.0	0.0	0.0	0.0	0.0	0.0	0.0	0.0	0.0
Diff and Other	-198.2	-10.4	12.1	-178.0	-11.2	-67.7	-97.7	-120.4	-154.7	-169.7	-87.0	-120.9	-1,203.8
Process and Frac													
Pentanes Plus	28.7	88.1	63.7	51.6	44.2	32.6	9.2	60.0	35.2	49.7	39.5	48.3	550.8
Propane	0.0	0.0	0.0	0.0	0.0	0.0	0.0	0.0	0.0	0.0	0.0	0.0	0.0
Butanes	0.0	0.0	0.0	0.0	0.0	0.0	0.0	0.0	0.0	0.0	0.0	0.0	0.0
Ethane	0.0	0.0	0.0	0.0	0.0	0.0	0.0	0.0	0.0	0.0	0.0	0.0	0.0
NGL	0.0	0.0	0.0	0.0	0.0	0.0	0.0	0.0	0.0	0.0	0.0	0.0	0.0
Sulphur	0.0	0.0	0.0	0.0	0.0	0.0	0.0	0.0	0.0	0.0	0.0	0.0	0.0
Sulphur Closing Inv	0.0	0.0	0.0	0.0	0.0	0.0	0.0	0.0	0.0	0.0	0.0	0.0	0.0

Unit of Measurement: Gas and Gas equivalent products: 1000m3, Liquids: m3, Sulphur: MTS

VPR6200

Facility ID ABGS0006056

Facility Name BURLINGTON FERRIER 13-17

Facility Licence # Not Licenced

Facility Operator A5D4 CVE

Production Month	201701	201702	201703	201704	201705	201706	201707	201708	201709	201710	201711	201712	Totals
Receipts													
Receipts from Alberta Facilities	6,654.4	14,548.9	13,922.4	13,358.4	12,072.9	11,399.6	10,708.4	12,764.4	12,340.2	9,608.2	8,111.6	11,265.0	136,754.4
Receipts from Non-Alberta Facilities	0.0	0.0	0.0	0.0	0.0	0.0	0.0	0.0	0.0	0.0	0.0	0.0	0.0
Dispositions													
Disposition													
Battery	0.0	0.0	0.0	0.0	0.0	0.0	0.0	0.0	0.0	0.0	0.0	0.0	0.0
Gas Gathering System	6,387.9	14,153.3	13,446.7	12,533.2	11,785.5	11,216.6	10,783.2	12,650.8	12,310.2	9,541.1	7,808.0	10,719.6	133,336.1
Gas Plant	0.0	0.0	0.0	0.0	0.0	0.0	0.0	0.0	0.0	0.0	0.0	0.0	0.0
Injection Facility	0.0	0.0	0.0	0.0	0.0	0.0	0.0	0.0	0.0	0.0	0.0	0.0	0.0
Meter Station	0.0	0.0	0.0	0.0	0.0	0.0	0.0	0.0	0.0	0.0	0.0	0.0	0.0
Other	0.0	0.0	0.0	0.0	0.0	0.0	0.0	0.0	0.0	0.0	0.0	0.0	0.0
Alberta Commercial	0.0	0.0	0.0	0.0	0.0	0.0	0.0	0.0	0.0	0.0	0.0	0.0	0.0
Alberta Industrial	0.0	0.0	0.0	0.0	0.0	0.0	0.0	0.0	0.0	0.0	0.0	0.0	0.0
Alberta Residential	0.0	0.0	0.0	0.0	0.0	0.0	0.0	0.0	0.0	0.0	0.0	0.0	0.0
Alberta Elec.Generation	0.0	0.0	0.0	0.0	0.0	0.0	0.0	0.0	0.0	0.0	0.0	0.0	0.0
Shrinkage													
Acid Gas	0.0	0.0	0.0	0.0	0.0	0.0	0.0	0.0	0.0	0.0	0.0	0.0	0.0
Other products	1.1	3.9	1.0	1.2	2.9	1.8	1.4	1.5	1.3	1.4	16.3	1.8	35.6
Fuel	449.1	584.4	599.5	559.5	559.8	550.4	546.8	541.9	481.9	424.1	412.9	460.6	6,170.9
Flared	0.8	0.1	2.2	0.5	0.7	0.0	1.2	1.1	0.9	0.0	0.0	0.0	7.5
Vented	0.0	0.0	0.0	0.0	0.0	0.0	0.0	0.0	0.0	0.0	0.0	0.0	0.0
Diff and Other	-184.5	-192.8	-127.0	264.0	-276.0	-369.2	-624.2	-430.9	-454.1	-358.4	-125.6	83.0	-2,795.7
Process and Frac													
Pentanes Plus	5.2	18.8	4.6	5.8	13.8	8.8	7.0	7.4	6.3	6.9	79.0	8.9	172.5
Propane	0.0	0.0	0.0	0.0	0.0	0.0	0.0	0.0	0.0	0.0	0.0	0.0	0.0
Butanes	0.0	0.0	0.0	0.0	0.0	0.0	0.0	0.0	0.0	0.0	0.0	0.0	0.0
Ethane	0.0	0.0	0.0	0.0	0.0	0.0	0.0	0.0	0.0	0.0	0.0	0.0	0.0
NGL	0.0	0.0	0.0	0.0	0.0	0.0	0.0	0.0	0.0	0.0	0.0	0.0	0.0
Sulphur	0.0	0.0	0.0	0.0	0.0	0.0	0.0	0.0	0.0	0.0	0.0	0.0	0.0
Sulphur Closing Inv	0.0	0.0	0.0	0.0	0.0	0.0	0.0	0.0	0.0	0.0	0.0	0.0	0.0

Unit of Measurement: Gas and Gas equivalent products: 1000m3, Liquids: m3, Sulphur: MTS

VPR6200

Facility ID ABGS0006057

Facility Name HUSKY GALLAWAY 12-5

Facility Licence # 12490

Facility Operator OR46 HUSKY

Production Month	201701	201702	201703	201704	201705	201706	201707	201708	201709	201710	201711	201712	Totals
Receipts													
Receipts from Alberta Facilities	7,556.5	6,832.0	7,933.3	8,117.1	7,142.1	7,259.6	8,623.8	8,181.9	7,460.7	7,850.2	7,328.1	7,636.8	91,922.1
Receipts from Non-Alberta Facilities	0.0	0.0	0.0	0.0	0.0	0.0	0.0	0.0	0.0	0.0	0.0	0.0	0.0
Dispositions													
Disposition													
Battery	0.0	0.0	0.0	0.0	0.0	0.0	0.0	0.0	0.0	0.0	0.0	0.0	0.0
Gas Gathering System	0.0	0.0	0.0	0.0	0.0	0.0	0.0	0.0	0.0	0.0	0.0	0.0	0.0
Gas Plant	7,550.5	6,877.9	7,830.4	8,048.7	7,077.4	7,257.4	8,602.7	8,139.5	7,486.6	7,787.5	7,213.0	7,402.8	91,274.4
Injection Facility	0.0	0.0	0.0	0.0	0.0	0.0	0.0	0.0	0.0	0.0	0.0	0.0	0.0
Meter Station	0.0	0.0	0.0	0.0	0.0	0.0	0.0	0.0	0.0	0.0	0.0	0.0	0.0
Other	0.0	0.0	0.0	0.0	0.0	0.0	0.0	0.0	0.0	0.0	0.0	0.0	0.0
Alberta Commercial	0.0	0.0	0.0	0.0	0.0	0.0	0.0	0.0	0.0	0.0	0.0	0.0	0.0
Alberta Industrial	0.0	0.0	0.0	0.0	0.0	0.0	0.0	0.0	0.0	0.0	0.0	0.0	0.0
Alberta Residential	0.0	0.0	0.0	0.0	0.0	0.0	0.0	0.0	0.0	0.0	0.0	0.0	0.0
Alberta Elec.Generation	0.0	0.0	0.0	0.0	0.0	0.0	0.0	0.0	0.0	0.0	0.0	0.0	0.0
Shrinkage													
Acid Gas	0.0	0.0	0.0	0.0	0.0	0.0	0.0	0.0	0.0	0.0	0.0	0.0	0.0
Other products	0.8	0.0	5.1	0.0	0.3	0.0	0.5	0.0	1.7	0.3	0.0	0.6	9.3
Fuel	143.4	127.4	160.8	151.0	131.9	149.4	168.3	163.2	146.0	154.5	144.5	144.4	1,784.8
Flared	17.8	16.6	2.6	3.2	3.8	3.6	2.0	2.2	1.6	1.6	2.2	2.2	59.4
Vented	0.0	0.0	0.0	0.0	0.0	0.0	0.0	0.0	0.0	0.0	0.0	0.0	0.0
Diff and Other	-156.0	-189.9	-65.6	-85.8	-71.3	-150.8	-149.7	-123.0	-175.2	-93.7	-31.6	86.8	-1,205.8
Process and Frac													
Pentanes Plus	3.7	0.0	24.7	0.0	1.4	0.0	2.4	0.0	8.0	1.6	0.0	2.7	44.5
Propane	0.0	0.0	0.0	0.0	0.0	0.0	0.0	0.0	0.0	0.0	0.0	0.0	0.0
Butanes	0.0	0.0	0.0	0.0	0.0	0.0	0.0	0.0	0.0	0.0	0.0	0.0	0.0
Ethane	0.0	0.0	0.0	0.0	0.0	0.0	0.0	0.0	0.0	0.0	0.0	0.0	0.0
NGL	0.0	0.0	0.0	0.0	0.0	0.0	0.0	0.0	0.0	0.0	0.0	0.0	0.0
Sulphur	0.0	0.0	0.0	0.0	0.0	0.0	0.0	0.0	0.0	0.0	0.0	0.0	0.0
Sulphur Closing Inv	0.0	0.0	0.0	0.0	0.0	0.0	0.0	0.0	0.0	0.0	0.0	0.0	0.0

Unit of Measurement: Gas and Gas equivalent products: 1000m3, Liquids: m3, Sulphur: MTS

VPR6200

Facility ID ABGS0006058

Facility Name PENN WEST PADDLE PRAIRIE 3-1

Facility Licence # 17794

Facility Operator OBP8 OBE

Production Month	201701	201702	201703	201704	201705	201706	201707	201708	201709	201710	201711	201712	Totals
Receipts													
Receipts from Alberta Facilities	1,422.4	1,385.9	1,312.7	1,504.7	1,658.8	1,137.4	1,093.8	1,117.9	1,357.2	1,479.1	1,183.3	1,197.2	15,850.4
Receipts from Non-Alberta Facilities	0.0	0.0	0.0	0.0	0.0	0.0	0.0	0.0	0.0	0.0	0.0	0.0	0.0
Dispositions													
Disposition													
Battery	0.0	0.0	0.0	0.0	0.0	0.0	0.0	0.0	0.0	0.0	0.0	0.0	0.0
Gas Gathering System	0.0	0.0	0.0	0.0	0.0	0.0	0.0	0.0	0.0	0.0	0.0	0.0	0.0
Gas Plant	0.0	0.0	0.0	0.0	0.0	0.0	0.0	0.0	0.0	0.0	0.0	0.0	0.0
Injection Facility	0.0	0.0	0.0	0.0	0.0	0.0	0.0	0.0	0.0	0.0	0.0	0.0	0.0
Meter Station	1,180.6	1,178.0	1,104.0	1,267.7	1,413.8	939.1	907.7	918.7	1,155.8	1,249.8	967.4	978.1	13,260.7
Other	0.0	0.0	0.0	0.0	0.0	0.0	0.0	0.0	0.0	0.0	0.0	0.0	0.0
Alberta Commercial	0.0	0.0	0.0	0.0	0.0	0.0	0.0	0.0	0.0	0.0	0.0	0.0	0.0
Alberta Industrial	0.0	0.0	0.0	0.0	0.0	0.0	0.0	0.0	0.0	0.0	0.0	0.0	0.0
Alberta Residential	0.0	0.0	0.0	0.0	0.0	0.0	0.0	0.0	0.0	0.0	0.0	0.0	0.0
Alberta Elec.Generation	0.0	0.0	0.0	0.0	0.0	0.0	0.0	0.0	0.0	0.0	0.0	0.0	0.0
Shrinkage													
Acid Gas	0.0	0.0	0.0	0.0	0.0	0.0	0.0	0.0	0.0	0.0	0.0	0.0	0.0
Other products	0.0	0.0	0.4	0.0	0.0	0.0	0.0	0.0	0.0	0.0	0.0	0.7	1.1
Fuel	241.8	207.9	208.7	237.0	245.0	198.3	186.1	199.2	201.4	229.3	215.9	219.1	2,589.7
Flared	0.0	0.0	0.0	0.0	0.0	0.0	0.0	0.0	0.0	0.0	0.0	0.0	0.0
Vented	0.0	0.0	0.0	0.0	0.0	0.0	0.0	0.0	0.0	0.0	0.0	0.0	0.0
Diff and Other	0.0	0.0	-0.4	0.0	0.0	0.0	0.0	0.0	0.0	0.0	0.0	-0.7	-1.1
Process and Frac													
Pentanes Plus	0.0	0.0	2.0	0.0	0.0	0.0	0.0	0.0	0.0	0.0	0.0	3.2	5.2
Propane	0.0	0.0	0.0	0.0	0.0	0.0	0.0	0.0	0.0	0.0	0.0	0.0	0.0
Butanes	0.0	0.0	0.0	0.0	0.0	0.0	0.0	0.0	0.0	0.0	0.0	0.0	0.0
Ethane	0.0	0.0	0.0	0.0	0.0	0.0	0.0	0.0	0.0	0.0	0.0	0.0	0.0
NGL	0.0	0.0	0.0	0.0	0.0	0.0	0.0	0.0	0.0	0.0	0.0	0.0	0.0
Sulphur	0.0	0.0	0.0	0.0	0.0	0.0	0.0	0.0	0.0	0.0	0.0	0.0	0.0
Sulphur Closing Inv	0.0	0.0	0.0	0.0	0.0	0.0	0.0	0.0	0.0	0.0	0.0	0.0	0.0

Unit of Measurement: Gas and Gas equivalent products: 1000m3, Liquids: m3, Sulphur: MTS

VPR6200

Facility ID ABGS0006068

Facility Name PCR FERRIER 7-16 COMP.

Facility Licence # 9385

Facility Operator A2TG TQN

Production Month	201701	201702	201703	201704	201705	201706	201707	201708	201709	201710	201711	201712	Totals
Receipts													
Receipts from Alberta Facilities	30,580.5	26,977.0	31,778.3	33,047.3	31,870.8	32,094.2	26,138.6	29,353.3	28,927.9	29,160.9	28,887.1	30,530.1	359,346.0
Receipts from Non-Alberta Facilities	0.0	0.0	0.0	0.0	0.0	0.0	0.0	0.0	0.0	0.0	0.0	0.0	0.0
Dispositions													
Disposition													
Battery	0.0	0.0	0.0	0.0	0.0	0.0	0.0	0.0	0.0	0.0	0.0	0.0	0.0
Gas Gathering System	30,353.0	26,691.4	31,267.7	32,666.1	31,357.0	31,270.9	25,579.2	29,149.0	28,623.2	28,782.7	28,352.2	29,603.8	353,696.2
Gas Plant	0.0	0.0	0.0	0.0	0.0	0.0	0.0	0.0	0.0	0.0	0.0	0.0	0.0
Injection Facility	0.0	0.0	0.0	0.0	0.0	0.0	0.0	0.0	0.0	0.0	0.0	0.0	0.0
Meter Station	0.0	0.0	0.0	0.0	0.0	0.0	0.0	0.0	0.0	0.0	0.0	0.0	0.0
Other	0.0	0.0	0.0	0.0	0.0	0.0	0.0	0.0	0.0	0.0	0.0	0.0	0.0
Alberta Commercial	0.0	0.0	0.0	0.0	0.0	0.0	0.0	0.0	0.0	0.0	0.0	0.0	0.0
Alberta Industrial	0.0	0.0	0.0	0.0	0.0	0.0	0.0	0.0	0.0	0.0	0.0	0.0	0.0
Alberta Residential	0.0	0.0	0.0	0.0	0.0	0.0	0.0	0.0	0.0	0.0	0.0	0.0	0.0
Alberta Elec.Generation	0.0	0.0	0.0	0.0	0.0	0.0	0.0	0.0	0.0	0.0	0.0	0.0	0.0
Shrinkage													
Acid Gas	0.0	0.0	0.0	0.0	0.0	0.0	0.0	0.0	0.0	0.0	0.0	0.0	0.0
Other products	3.7	26.8	5.2	3.6	4.7	1.9	4.5	5.9	7.7	10.6	9.4	4.5	88.5
Fuel	831.1	760.4	873.6	881.0	859.9	862.1	796.6	297.9	826.1	849.1	844.4	886.7	9,568.9
Flared	3.7	3.1	13.0	4.1	7.6	4.7	4.8	0.3	2.8	0.9	2.7	8.5	56.2
Vented	0.0	0.0	0.0	0.0	0.0	0.0	0.0	0.0	0.0	0.0	0.0	0.0	0.0
Diff and Other	-611.0	-504.7	-381.2	-507.5	-358.4	-45.4	-246.5	-99.8	-531.9	-482.4	-321.6	26.6	-4,063.8
Process and Frac													
Pentanes Plus	18.1	129.5	25.0	17.4	22.8	9.1	21.9	28.5	37.1	51.1	45.3	21.7	427.5
Propane	0.0	0.0	0.0	0.0	0.0	0.0	0.0	0.0	0.0	0.0	0.0	0.0	0.0
Butanes	0.0	0.0	0.0	0.0	0.0	0.0	0.0	0.0	0.0	0.0	0.0	0.0	0.0
Ethane	0.0	0.0	0.0	0.0	0.0	0.0	0.0	0.0	0.0	0.0	0.0	0.0	0.0
NGL	0.0	0.0	0.0	0.0	0.0	0.0	0.0	0.0	0.0	0.0	0.0	0.0	0.0
Sulphur	0.0	0.0	0.0	0.0	0.0	0.0	0.0	0.0	0.0	0.0	0.0	0.0	0.0
Sulphur Closing Inv	0.0	0.0	0.0	0.0	0.0	0.0	0.0	0.0	0.0	0.0	0.0	0.0	0.0

Unit of Measurement: Gas and Gas equivalent products: 1000m3, Liquids: m3, Sulphur: MTS

VPR6200

Facility ID ABGS0006079

Facility Name MONOLITH RED WILLOW 10-27

Facility Licence # 7157

Facility Operator OBP8 OBE

Production Month	201701	201702	201703	201704	201705	201706	201707	201708	201709	201710	201711	201712	Totals
Receipts													
Receipts from Alberta Facilities	492.1	267.8	456.2	98.0	0.5	0.0	0.0	0.0	0.0	0.0	0.0	0.0	1,314.6
Receipts from Non-Alberta Facilities	0.0	0.0	0.0	0.0	0.0	0.0	0.0	0.0	0.0	0.0	0.0	0.0	0.0
Dispositions													
Disposition													
Battery	0.0	0.0	0.0	0.0	0.0	0.0	0.0	0.0	0.0	0.0	0.0	0.0	0.0
Gas Gathering System	319.3	170.2	294.1	66.2	0.0	0.0	0.0	0.0	0.0	0.0	0.0	0.0	849.8
Gas Plant	0.0	0.0	0.0	0.0	0.0	0.0	0.0	0.0	0.0	0.0	0.0	0.0	0.0
Injection Facility	0.0	0.0	0.0	0.0	0.0	0.0	0.0	0.0	0.0	0.0	0.0	0.0	0.0
Meter Station	0.0	0.0	0.0	0.0	0.0	0.0	0.0	0.0	0.0	0.0	0.0	0.0	0.0
Other	0.0	0.0	0.0	0.0	0.0	0.0	0.0	0.0	0.0	0.0	0.0	0.0	0.0
Alberta Commercial	0.0	0.0	0.0	0.0	0.0	0.0	0.0	0.0	0.0	0.0	0.0	0.0	0.0
Alberta Industrial	0.0	0.0	0.0	0.0	0.0	0.0	0.0	0.0	0.0	0.0	0.0	0.0	0.0
Alberta Residential	0.0	0.0	0.0	0.0	0.0	0.0	0.0	0.0	0.0	0.0	0.0	0.0	0.0
Alberta Elec.Generation	0.0	0.0	0.0	0.0	0.0	0.0	0.0	0.0	0.0	0.0	0.0	0.0	0.0
Shrinkage													
Acid Gas	0.0	0.0	0.0	0.0	0.0	0.0	0.0	0.0	0.0	0.0	0.0	0.0	0.0
Other products	1.4	1.0	0.4	0.1	0.0	0.0	0.0	0.0	0.0	0.0	0.0	0.0	2.9
Fuel	84.1	74.5	98.0	21.5	0.0	0.0	0.0	0.0	0.0	0.0	0.0	0.0	278.1
Flared	0.0	0.0	0.0	0.0	0.0	0.0	0.0	0.0	0.0	0.0	0.0	0.0	0.0
Vented	0.2	0.0	0.0	0.0	0.5	0.0	0.0	0.0	0.0	0.0	0.0	0.0	0.7
Diff and Other	87.1	22.1	63.7	10.2	0.0	0.0	0.0	0.0	0.0	0.0	0.0	0.0	183.1
Process and Frac													
Pentanes Plus	6.8	5.0	2.1	0.4	0.0	0.0	0.0	0.0	0.0	0.0	0.0	0.0	14.3
Propane	0.0	0.0	0.0	0.0	0.0	0.0	0.0	0.0	0.0	0.0	0.0	0.0	0.0
Butanes	0.0	0.0	0.0	0.0	0.0	0.0	0.0	0.0	0.0	0.0	0.0	0.0	0.0
Ethane	0.0	0.0	0.0	0.0	0.0	0.0	0.0	0.0	0.0	0.0	0.0	0.0	0.0
NGL	0.0	0.0	0.0	0.0	0.0	0.0	0.0	0.0	0.0	0.0	0.0	0.0	0.0
Sulphur	0.0	0.0	0.0	0.0	0.0	0.0	0.0	0.0	0.0	0.0	0.0	0.0	0.0
Sulphur Closing Inv	0.0	0.0	0.0	0.0	0.0	0.0	0.0	0.0	0.0	0.0	0.0	0.0	0.0

Unit of Measurement: Gas and Gas equivalent products: 1000m3, Liquids: m3, Sulphur: MTS

VPR6200

Facility ID ABGS0006080

Facility Name BRINTNELL SOUTH 13-1-81-23W4

Facility Licence # 16653

Facility Operator OHE9 CNRL

Production Month	201701	201702	201703	201704	201705	201706	201707	201708	201709	201710	201711	201712	Totals
Receipts													
Receipts from Alberta Facilities	4,159.5	3,846.8	4,138.9	4,070.7	4,196.5	3,902.2	3,979.7	3,777.9	3,781.9	4,037.8	3,703.4	3,665.2	47,260.5
Receipts from Non-Alberta Facilities	0.0	0.0	0.0	0.0	0.0	0.0	0.0	0.0	0.0	0.0	0.0	0.0	0.0
Dispositions													
Disposition													
Battery	3,148.0	2,737.8	2,897.4	2,562.6	2,298.6	1,962.6	1,948.3	1,903.4	1,997.5	2,212.8	2,186.9	2,272.2	28,128.1
Gas Gathering System	0.0	0.0	0.0	0.0	0.0	0.0	0.0	0.0	0.0	0.0	0.0	0.0	0.0
Gas Plant	0.0	0.0	0.0	0.0	0.0	0.0	0.0	0.0	0.0	0.0	0.0	0.0	0.0
Injection Facility	10.7	5.8	5.6	9.0	12.3	25.6	21.8	33.9	29.5	27.7	39.6	91.2	312.7
Meter Station	648.0	754.8	786.0	926.0	1,212.4	1,229.8	1,436.7	1,357.2	1,286.0	1,060.0	807.9	660.2	12,165.0
Other	0.0	0.0	0.0	0.0	0.0	0.0	0.0	0.0	0.0	0.0	0.0	0.0	0.0
Alberta Commercial	0.0	0.0	0.0	0.0	0.0	0.0	0.0	0.0	0.0	0.0	0.0	0.0	0.0
Alberta Industrial	0.0	0.0	0.0	0.0	0.0	0.0	0.0	0.0	0.0	0.0	0.0	0.0	0.0
Alberta Residential	0.0	0.0	0.0	0.0	0.0	0.0	0.0	0.0	0.0	0.0	0.0	0.0	0.0
Alberta Elec.Generation	0.0	0.0	0.0	0.0	0.0	0.0	0.0	0.0	0.0	0.0	0.0	0.0	0.0
Shrinkage													
Acid Gas	0.0	0.0	0.0	0.0	0.0	0.0	0.0	0.0	0.0	0.0	0.0	0.0	0.0
Other products	107.0	127.6	0.0	0.0	0.0	0.0	0.0	0.0	0.0	0.0	0.0	0.0	234.6
Fuel	409.6	354.5	398.0	376.3	382.1	357.9	346.1	358.7	416.9	494.1	421.3	503.7	4,819.2
Flared	26.5	55.1	39.2	16.3	45.3	45.8	61.6	61.0	61.4	97.6	66.7	92.2	668.7
Vented	0.0	0.0	0.0	0.0	0.0	0.0	0.0	0.0	0.0	0.0	0.0	0.0	0.0
Diff and Other	-190.3	-188.8	12.7	180.5	245.8	280.5	165.2	63.7	-9.4	145.6	181.0	45.7	932.2
Process and Frac													
Pentanes Plus	517.7	617.4	0.0	0.0	0.0	0.0	0.0	0.0	0.0	0.0	0.0	0.0	1,135.1
Propane	0.0	0.0	0.0	0.0	0.0	0.0	0.0	0.0	0.0	0.0	0.0	0.0	0.0
Butanes	0.0	0.0	0.0	0.0	0.0	0.0	0.0	0.0	0.0	0.0	0.0	0.0	0.0
Ethane	0.0	0.0	0.0	0.0	0.0	0.0	0.0	0.0	0.0	0.0	0.0	0.0	0.0
NGL	0.0	0.0	0.0	0.0	0.0	0.0	0.0	0.0	0.0	0.0	0.0	0.0	0.0
Sulphur	0.0	0.0	0.0	0.0	0.0	0.0	0.0	0.0	0.0	0.0	0.0	0.0	0.0
Sulphur Closing Inv	0.0	0.0	0.0	0.0	0.0	0.0	0.0	0.0	0.0	0.0	0.0	0.0	0.0

Unit of Measurement: Gas and Gas equivalent products: 1000m3, Liquids: m3, Sulphur: MTS

VPR6200

Facility ID ABGS0006090

Facility Name MARATHON PLAYER 13-36 GGS

Facility Licence # Not Licenced

Facility Operator OHE9 CNRL

Production Month	201701	201702	201703	201704	201705	201706	201707	201708	201709	201710	201711	201712	Totals
Receipts													
Receipts from Alberta Facilities	978.6	849.8	925.3	986.7	1,040.8	1,002.5	1,001.5	1,002.5	846.3	1,169.6	1,254.8	1,320.7	12,379.1
Receipts from Non-Alberta Facilities	0.0	0.0	0.0	0.0	0.0	0.0	0.0	0.0	0.0	0.0	0.0	0.0	0.0
Dispositions													
Disposition													
Battery	0.0	0.0	0.0	0.0	0.0	0.0	0.0	0.0	0.0	0.0	0.0	0.0	0.0
Gas Gathering System	849.5	772.2	865.7	914.9	955.0	927.7	955.9	956.5	783.0	1,128.1	1,168.3	1,245.2	11,522.0
Gas Plant	0.0	0.0	0.0	0.0	0.0	0.0	0.0	0.0	0.0	0.0	0.0	0.0	0.0
Injection Facility	0.0	0.0	0.0	0.0	0.0	0.0	0.0	0.0	0.0	0.0	0.0	0.0	0.0
Meter Station	0.0	0.0	0.0	0.0	0.0	0.0	0.0	0.0	0.0	0.0	0.0	0.0	0.0
Other	0.0	0.0	0.0	0.0	0.0	0.0	0.0	0.0	0.0	0.0	0.0	0.0	0.0
Alberta Commercial	0.0	0.0	0.0	0.0	0.0	0.0	0.0	0.0	0.0	0.0	0.0	0.0	0.0
Alberta Industrial	0.0	0.0	0.0	0.0	0.0	0.0	0.0	0.0	0.0	0.0	0.0	0.0	0.0
Alberta Residential	0.0	0.0	0.0	0.0	0.0	0.0	0.0	0.0	0.0	0.0	0.0	0.0	0.0
Alberta Elec.Generation	0.0	0.0	0.0	0.0	0.0	0.0	0.0	0.0	0.0	0.0	0.0	0.0	0.0
Shrinkage													
Acid Gas	0.0	0.0	0.0	0.0	0.0	0.0	0.0	0.0	0.0	0.0	0.0	0.0	0.0
Other products	0.0	0.0	1.3	0.0	0.0	0.0	0.0	0.0	0.0	0.0	0.0	0.0	1.3
Fuel	53.4	47.0	56.4	51.9	58.0	57.3	49.7	49.8	34.7	50.7	47.5	42.7	599.1
Flared	0.0	0.0	0.0	0.0	0.0	0.0	0.0	0.0	0.0	0.0	0.0	0.0	0.0
Vented	0.0	0.2	0.1	0.3	0.4	0.2	0.6	0.2	0.2	0.2	0.0	0.3	2.7
Diff and Other	75.7	30.4	1.8	19.6	27.4	17.3	-4.7	-4.0	28.4	-9.4	39.0	32.5	254.0
Process and Frac													
Pentanes Plus	0.0	0.0	6.1	0.0	0.0	0.0	0.0	0.0	0.0	0.0	0.0	0.0	6.1
Propane	0.0	0.0	0.0	0.0	0.0	0.0	0.0	0.0	0.0	0.0	0.0	0.0	0.0
Butanes	0.0	0.0	0.0	0.0	0.0	0.0	0.0	0.0	0.0	0.0	0.0	0.0	0.0
Ethane	0.0	0.0	0.0	0.0	0.0	0.0	0.0	0.0	0.0	0.0	0.0	0.0	0.0
NGL	0.0	0.0	0.0	0.0	0.0	0.0	0.0	0.0	0.0	0.0	0.0	0.0	0.0
Sulphur	0.0	0.0	0.0	0.0	0.0	0.0	0.0	0.0	0.0	0.0	0.0	0.0	0.0
Sulphur Closing Inv	0.0	0.0	0.0	0.0	0.0	0.0	0.0	0.0	0.0	0.0	0.0	0.0	0.0

Unit of Measurement: Gas and Gas equivalent products: 1000m3, Liquids: m3, Sulphur: MTS

VPR6200

Facility ID ABGS0006097

Facility Name GMS BIGORAY SOUR 15-7 GGS

Facility Licence # Not Licenced

Facility Operator AOC0 KEYERA

Production Month	201701	201702	201703	201704	201705	201706	201707	201708	201709	201710	201711	201712	Totals
Receipts													
Receipts from Alberta Facilities	18,856.0	16,411.5	18,092.6	15,933.9	16,709.8	15,406.9	17,254.7	17,535.8	17,202.9	12,300.3	13,387.5	13,140.1	192,232.0
Receipts from Non-Alberta Facilities	0.0	0.0	0.0	0.0	0.0	0.0	0.0	0.0	0.0	0.0	0.0	0.0	0.0
Dispositions													
Disposition													
Battery	0.0	0.0	0.0	0.0	0.0	0.0	0.0	0.0	0.0	0.0	0.0	0.0	0.0
Gas Gathering System	0.0	0.0	0.0	0.0	0.0	0.0	0.0	0.0	0.0	0.0	0.0	0.0	0.0
Gas Plant	17,962.4	15,766.4	17,420.7	15,017.5	16,012.3	14,786.7	16,459.6	16,758.8	16,487.0	12,200.0	13,045.1	12,813.8	184,730.3
Injection Facility	0.0	0.0	0.0	0.0	0.0	0.0	0.0	0.0	0.0	0.0	0.0	0.0	0.0
Meter Station	0.0	0.0	0.0	0.0	0.0	0.0	0.0	0.0	0.0	0.0	0.0	0.0	0.0
Other	0.0	0.0	0.0	0.0	0.0	0.0	0.0	0.0	0.0	0.0	0.0	0.0	0.0
Alberta Commercial	0.0	0.0	0.0	0.0	0.0	0.0	0.0	0.0	0.0	0.0	0.0	0.0	0.0
Alberta Industrial	0.0	0.0	0.0	0.0	0.0	0.0	0.0	0.0	0.0	0.0	0.0	0.0	0.0
Alberta Residential	0.0	0.0	0.0	0.0	0.0	0.0	0.0	0.0	0.0	0.0	0.0	0.0	0.0
Alberta Elec.Generation	0.0	0.0	0.0	0.0	0.0	0.0	0.0	0.0	0.0	0.0	0.0	0.0	0.0
Shrinkage													
Acid Gas	0.0	0.0	0.0	0.0	0.0	0.0	0.0	0.0	0.0	0.0	0.0	0.0	0.0
Other products	27.2	23.9	29.4	27.5	0.0	0.0	0.0	0.0	0.0	0.0	0.0	0.0	108.0
Fuel	599.6	524.2	577.2	484.6	564.5	494.7	590.3	588.5	611.6	427.2	471.5	432.3	6,366.2
Flared	1.6	1.2	0.3	2.1	2.0	0.7	0.7	1.2	1.2	2.8	4.9	0.9	19.6
Vented	1.2	1.1	0.4	1.1	0.0	0.0	0.0	0.0	0.0	0.0	0.0	0.0	3.8
Diff and Other	264.0	94.7	64.6	401.1	131.0	124.8	204.1	187.3	103.1	-329.7	-134.0	-106.9	1,004.1
Process and Frac													
Pentanes Plus	131.6	115.7	142.4	133.3	0.0	0.0	0.0	0.0	0.0	0.0	0.0	0.0	523.0
Propane	0.0	0.0	0.0	0.0	0.0	0.0	0.0	0.0	0.0	0.0	0.0	0.0	0.0
Butanes	0.0	0.0	0.0	0.0	0.0	0.0	0.0	0.0	0.0	0.0	0.0	0.0	0.0
Ethane	0.0	0.0	0.0	0.0	0.0	0.0	0.0	0.0	0.0	0.0	0.0	0.0	0.0
NGL	0.0	0.0	0.0	0.0	0.0	0.0	0.0	0.0	0.0	0.0	0.0	0.0	0.0
Sulphur	0.0	0.0	0.0	0.0	0.0	0.0	0.0	0.0	0.0	0.0	0.0	0.0	0.0
Sulphur Closing Inv	0.0	0.0	0.0	0.0	0.0	0.0	0.0	0.0	0.0	0.0	0.0	0.0	0.0

Unit of Measurement: Gas and Gas equivalent products: 1000m3, Liquids: m3, Sulphur: MTS

VPR6200

Facility ID ABGS0006116

Facility Name COMPTON CENTRON 7-16 GGS

Facility Licence # 3372

Facility Operator A1H9 EMBER

Production Month	201701	201702	201703	201704	201705	201706	201707	201708	201709	201710	201711	201712	Totals
Receipts													
Receipts from Alberta Facilities	1,550.9	1,623.6	1,769.2	1,571.4	1,558.1	1,555.5	1,624.1	1,519.4	1,508.4	1,547.2	1,470.8	1,373.1	18,671.7
Receipts from Non-Alberta Facilities	0.0	0.0	0.0	0.0	0.0	0.0	0.0	0.0	0.0	0.0	0.0	0.0	0.0
Dispositions													
Disposition													
Battery	0.0	0.0	0.0	0.0	0.0	0.0	0.0	0.0	0.0	0.0	0.0	0.0	0.0
Gas Gathering System	0.0	0.0	0.0	0.0	0.0	0.0	0.0	0.0	0.0	0.0	0.0	0.0	0.0
Gas Plant	0.0	0.0	0.0	0.0	0.0	0.0	0.0	0.0	0.0	0.0	0.0	0.0	0.0
Injection Facility	0.0	0.0	0.0	0.0	0.0	0.0	0.0	0.0	0.0	0.0	0.0	0.0	0.0
Meter Station	1,563.9	1,614.1	1,762.4	1,576.6	1,585.6	1,571.2	1,636.7	1,538.4	1,505.1	1,524.0	1,446.2	1,348.8	18,673.0
Other	0.0	0.0	0.0	0.0	0.0	0.0	0.0	0.0	0.0	0.0	0.0	0.0	0.0
Alberta Commercial	0.0	0.0	0.0	0.0	0.0	0.0	0.0	0.0	0.0	0.0	0.0	0.0	0.0
Alberta Industrial	0.0	0.0	0.0	0.0	0.0	0.0	0.0	0.0	0.0	0.0	0.0	0.0	0.0
Alberta Residential	0.0	0.0	0.0	0.0	0.0	0.0	0.0	0.0	0.0	0.0	0.0	0.0	0.0
Alberta Elec.Generation	0.0	0.0	0.0	0.0	0.0	0.0	0.0	0.0	0.0	0.0	0.0	0.0	0.0
Shrinkage													
Acid Gas	0.0	0.0	0.0	0.0	0.0	0.0	0.0	0.0	0.0	0.0	0.0	0.0	0.0
Other products	0.2	0.2	0.7	0.1	0.2	0.1	0.0	0.1	0.1	0.3	0.1	0.1	2.2
Fuel	0.0	0.0	0.0	0.0	0.0	0.0	0.0	0.0	0.0	0.0	0.0	0.0	0.0
Flared	0.0	0.0	0.0	0.0	0.0	0.0	0.0	0.0	0.0	0.0	0.0	0.0	0.0
Vented	0.0	0.0	0.0	0.0	0.0	0.0	0.0	0.0	0.0	0.0	0.0	0.0	0.0
Diff and Other	-13.2	9.3	6.1	-5.3	-27.7	-15.8	-12.6	-19.1	3.2	22.9	24.5	24.2	-3.5
Process and Frac													
Pentanes Plus	1.0	0.8	3.5	0.6	0.9	0.4	0.1	0.6	0.4	1.3	0.3	0.3	10.2
Propane	0.0	0.0	0.0	0.0	0.0	0.0	0.0	0.0	0.0	0.0	0.0	0.0	0.0
Butanes	0.0	0.0	0.0	0.0	0.0	0.0	0.0	0.0	0.0	0.0	0.0	0.0	0.0
Ethane	0.0	0.0	0.0	0.0	0.0	0.0	0.0	0.0	0.0	0.0	0.0	0.0	0.0
NGL	0.0	0.0	0.0	0.0	0.0	0.0	0.0	0.0	0.0	0.0	0.0	0.0	0.0
Sulphur	0.0	0.0	0.0	0.0	0.0	0.0	0.0	0.0	0.0	0.0	0.0	0.0	0.0
Sulphur Closing Inv	0.0	0.0	0.0	0.0	0.0	0.0	0.0	0.0	0.0	0.0	0.0	0.0	0.0

Unit of Measurement: Gas and Gas equivalent products: 1000m3, Liquids: m3, Sulphur: MTS

VPR6200

Facility ID ABGS0006127

Facility Name CDN HUNTER FERRYBANK GGS

Facility Licence # 22172

Facility Operator OTM9 NAL

Production Month	201701	201702	201703	201704	201705	201706	201707	201708	201709	201710	201711	201712	Totals
Receipts													
Receipts from Alberta Facilities	1,063.6	971.3	1,070.1	1,041.7	1,058.6	1,095.1	1,073.2	1,061.4	1,034.6	1,093.7	1,018.6	965.0	12,546.9
Receipts from Non-Alberta Facilities	0.0	0.0	0.0	0.0	0.0	0.0	0.0	0.0	0.0	0.0	0.0	0.0	0.0
Dispositions													
Disposition													
Battery	0.0	0.0	0.0	0.0	0.0	0.0	0.0	0.0	0.0	0.0	0.0	0.0	0.0
Gas Gathering System	1,042.1	977.0	1,069.3	1,052.2	1,085.0	1,105.1	1,074.5	1,066.7	1,050.7	1,107.7	1,012.6	973.9	12,616.8
Gas Plant	0.0	0.0	0.0	0.0	0.0	0.0	0.0	0.0	0.0	0.0	0.0	0.0	0.0
Injection Facility	0.0	0.0	0.0	0.0	0.0	0.0	0.0	0.0	0.0	0.0	0.0	0.0	0.0
Meter Station	0.0	0.0	0.0	0.0	0.0	0.0	0.0	0.0	0.0	0.0	0.0	0.0	0.0
Other	0.0	0.0	0.0	0.0	0.0	0.0	0.0	0.0	0.0	0.0	0.0	0.0	0.0
Alberta Commercial	0.0	0.0	0.0	0.0	0.0	0.0	0.0	0.0	0.0	0.0	0.0	0.0	0.0
Alberta Industrial	0.0	0.0	0.0	0.0	0.0	0.0	0.0	0.0	0.0	0.0	0.0	0.0	0.0
Alberta Residential	0.0	0.0	0.0	0.0	0.0	0.0	0.0	0.0	0.0	0.0	0.0	0.0	0.0
Alberta Elec.Generation	0.0	0.0	0.0	0.0	0.0	0.0	0.0	0.0	0.0	0.0	0.0	0.0	0.0
Shrinkage													
Acid Gas	0.0	0.0	0.0	0.0	0.0	0.0	0.0	0.0	0.0	0.0	0.0	0.0	0.0
Other products	0.1	0.3	0.3	0.1	0.5	0.3	0.0	0.0	0.1	0.2	0.2	0.2	2.3
Fuel	9.4	11.7	9.0	5.1	0.0	0.0	0.0	0.0	0.0	0.0	6.0	8.5	49.7
Flared	0.0	0.0	0.0	0.0	0.0	0.0	0.0	0.0	0.0	0.0	0.0	0.0	0.0
Vented	0.0	0.0	0.0	0.0	0.0	0.0	0.0	0.0	0.0	0.0	0.0	0.0	0.0
Diff and Other	12.0	-17.7	-8.5	-15.7	-26.9	-10.3	-1.3	-5.3	-16.2	-14.2	-0.2	-17.6	-121.9
Process and Frac													
Pentanes Plus	0.6	1.3	1.3	0.3	2.5	1.6	0.0	0.0	0.6	0.8	0.8	0.8	10.6
Propane	0.0	0.0	0.0	0.0	0.0	0.0	0.0	0.0	0.0	0.0	0.0	0.0	0.0
Butanes	0.0	0.0	0.0	0.0	0.0	0.0	0.0	0.0	0.0	0.0	0.0	0.0	0.0
Ethane	0.0	0.0	0.0	0.0	0.0	0.0	0.0	0.0	0.0	0.0	0.0	0.0	0.0
NGL	0.0	0.0	0.0	0.0	0.0	0.0	0.0	0.0	0.0	0.0	0.0	0.0	0.0
Sulphur	0.0	0.0	0.0	0.0	0.0	0.0	0.0	0.0	0.0	0.0	0.0	0.0	0.0
Sulphur Closing Inv	0.0	0.0	0.0	0.0	0.0	0.0	0.0	0.0	0.0	0.0	0.0	0.0	0.0

Unit of Measurement: Gas and Gas equivalent products: 1000m3, Liquids: m3, Sulphur: MTS

VPR6200

Facility ID ABGS0006134

Facility Name PCR PROVOST 1A-16

Facility Licence # Not Licenced

Facility Operator A7H7 WLEC

Production Month	201701	201702	201703	201704	201705	201706	201707	201708	201709	201710	201711	201712	Totals
Receipts													
Receipts from Alberta Facilities	1,092.5	1,065.7	1,141.9	1,099.1	1,100.3	990.9	1,132.8	1,076.1	1,053.1	1,022.0	1,020.3	1,047.4	12,842.1
Receipts from Non-Alberta Facilities	0.0	0.0	0.0	0.0	0.0	0.0	0.0	0.0	0.0	0.0	0.0	0.0	0.0
Dispositions													
Disposition													
Battery	0.0	0.0	0.0	0.0	0.0	0.0	0.0	0.0	0.0	0.0	0.0	0.0	0.0
Gas Gathering System	1,110.8	1,064.8	1,160.0	1,122.0	1,148.0	1,042.2	1,132.8	1,113.3	1,081.7	1,059.1	1,039.7	1,064.9	13,139.3
Gas Plant	0.0	0.0	0.0	0.0	0.0	0.0	0.0	0.0	0.0	0.0	0.0	0.0	0.0
Injection Facility	0.0	0.0	0.0	0.0	0.0	0.0	0.0	0.0	0.0	0.0	0.0	0.0	0.0
Meter Station	0.0	0.0	0.0	0.0	0.0	0.0	0.0	0.0	0.0	0.0	0.0	0.0	0.0
Other	0.0	0.0	0.0	0.0	0.0	0.0	0.0	0.0	0.0	0.0	0.0	0.0	0.0
Alberta Commercial	0.0	0.0	0.0	0.0	0.0	0.0	0.0	0.0	0.0	0.0	0.0	0.0	0.0
Alberta Industrial	0.0	0.0	0.0	0.0	0.0	0.0	0.0	0.0	0.0	0.0	0.0	0.0	0.0
Alberta Residential	0.0	0.0	0.0	0.0	0.0	0.0	0.0	0.0	0.0	0.0	0.0	0.0	0.0
Alberta Elec.Generation	0.0	0.0	0.0	0.0	0.0	0.0	0.0	0.0	0.0	0.0	0.0	0.0	0.0
Shrinkage													
Acid Gas	0.0	0.0	0.0	0.0	0.0	0.0	0.0	0.0	0.0	0.0	0.0	0.0	0.0
Other products	0.0	0.0	0.0	0.0	0.0	0.0	0.0	0.0	0.0	0.0	0.0	3.2	3.2
Fuel	0.0	0.0	0.0	0.0	0.0	0.0	0.0	0.0	0.0	0.0	0.0	0.0	0.0
Flared	0.0	0.0	0.0	0.0	0.0	0.0	0.0	0.0	0.0	0.0	0.0	0.0	0.0
Vented	0.0	0.0	0.0	0.0	0.0	0.0	0.0	0.0	0.0	0.0	0.0	0.0	0.0
Diff and Other	-18.3	0.9	-18.1	-22.9	-47.7	-51.3	0.0	-37.2	-28.6	-37.1	-19.4	-20.7	-300.4
Process and Frac													
Pentanes Plus	0.0	0.0	0.0	0.0	0.0	0.0	0.0	0.0	0.0	0.0	0.0	5.6	5.6
Propane	0.0	0.0	0.0	0.0	0.0	0.0	0.0	0.0	0.0	0.0	0.0	0.0	0.0
Butanes	0.0	0.0	0.0	0.0	0.0	0.0	0.0	0.0	0.0	0.0	0.0	0.0	0.0
Ethane	0.0	0.0	0.0	0.0	0.0	0.0	0.0	0.0	0.0	0.0	0.0	0.0	0.0
NGL	0.0	0.0	0.0	0.0	0.0	0.0	0.0	0.0	0.0	0.0	0.0	8.4	8.4
Sulphur	0.0	0.0	0.0	0.0	0.0	0.0	0.0	0.0	0.0	0.0	0.0	0.0	0.0
Sulphur Closing Inv	0.0	0.0	0.0	0.0	0.0	0.0	0.0	0.0	0.0	0.0	0.0	0.0	0.0

Unit of Measurement: Gas and Gas equivalent products: 1000m3, Liquids: m3, Sulphur: MTS

VPR6200

Facility ID ABGS0006149

Facility Name SWEET INLET LINE 6-23

Facility Licence # Not Licenced

Facility Operator OHE9 CNRL

Production Month	201701	201702	201703	201704	201705	201706	201707	201708	201709	201710	201711	201712	Totals
Receipts													
Receipts from Alberta Facilities	991.3	786.4	1,002.4	1,129.2	1,204.0	232.4	1,025.4	1,290.3	340.1	479.9	1,240.6	1,197.0	10,919.0
Receipts from Non-Alberta Facilities	0.0	0.0	0.0	0.0	0.0	0.0	0.0	0.0	0.0	0.0	0.0	0.0	0.0
Dispositions													
Disposition													
Battery	0.0	0.0	0.0	0.0	0.0	0.0	0.0	0.0	0.0	0.0	0.0	0.0	0.0
Gas Gathering System	0.0	0.0	0.0	0.0	0.0	0.0	0.0	0.0	0.0	0.0	0.0	0.0	0.0
Gas Plant	923.4	742.0	957.9	1,108.7	1,138.5	227.6	975.5	1,184.1	299.9	423.4	1,188.7	1,162.8	10,332.5
Injection Facility	0.0	0.0	0.0	0.0	0.0	0.0	0.0	0.0	0.0	0.0	0.0	0.0	0.0
Meter Station	0.0	0.0	0.0	0.0	0.0	0.0	0.0	0.0	0.0	0.0	0.0	0.0	0.0
Other	0.0	0.0	0.0	0.0	0.0	0.0	0.0	0.0	0.0	0.0	0.0	0.0	0.0
Alberta Commercial	0.0	0.0	0.0	0.0	0.0	0.0	0.0	0.0	0.0	0.0	0.0	0.0	0.0
Alberta Industrial	0.0	0.0	0.0	0.0	0.0	0.0	0.0	0.0	0.0	0.0	0.0	0.0	0.0
Alberta Residential	0.0	0.0	0.0	0.0	0.0	0.0	0.0	0.0	0.0	0.0	0.0	0.0	0.0
Alberta Elec.Generation	0.0	0.0	0.0	0.0	0.0	0.0	0.0	0.0	0.0	0.0	0.0	0.0	0.0
Shrinkage													
Acid Gas	0.0	0.0	0.0	0.0	0.0	0.0	0.0	0.0	0.0	0.0	0.0	0.0	0.0
Other products	0.0	2.3	0.0	0.0	0.0	0.0	0.0	0.0	0.5	0.0	0.0	1.5	4.3
Fuel	68.6	51.1	58.9	52.0	46.8	11.6	43.7	45.0	32.8	31.6	34.3	47.7	524.1
Flared	0.0	0.0	0.0	0.0	0.0	0.0	0.0	0.0	0.0	0.0	0.0	0.0	0.0
Vented	0.0	0.0	0.0	0.0	0.0	0.0	0.0	0.0	0.0	0.0	0.0	0.0	0.0
Diff and Other	-0.7	-9.0	-14.4	-31.5	18.7	-6.8	6.2	61.2	6.9	24.9	17.6	-15.0	58.1
Process and Frac													
Pentanes Plus	0.0	11.1	0.0	0.0	0.0	0.0	0.0	0.0	2.4	0.0	0.0	7.4	20.9
Propane	0.0	0.0	0.0	0.0	0.0	0.0	0.0	0.0	0.0	0.0	0.0	0.0	0.0
Butanes	0.0	0.0	0.0	0.0	0.0	0.0	0.0	0.0	0.0	0.0	0.0	0.0	0.0
Ethane	0.0	0.0	0.0	0.0	0.0	0.0	0.0	0.0	0.0	0.0	0.0	0.0	0.0
NGL	0.0	0.0	0.0	0.0	0.0	0.0	0.0	0.0	0.0	0.0	0.0	0.0	0.0
Sulphur	0.0	0.0	0.0	0.0	0.0	0.0	0.0	0.0	0.0	0.0	0.0	0.0	0.0
Sulphur Closing Inv	0.0	0.0	0.0	0.0	0.0	0.0	0.0	0.0	0.0	0.0	0.0	0.0	0.0

Unit of Measurement: Gas and Gas equivalent products: 1000m3, Liquids: m3, Sulphur: MTS

VPR6200
Facility ID ABGS0006153

Facility Name DEVON 2-3 MORNINGSIDE

Facility Licence # Not Licenced

Facility Operator A2N1 JFEC

Production Month	201701	201702	201703	201704	201705	201706	201707	201708	201709	201710	201711	201712	Totals
Receipts													
Receipts from Alberta Facilities	1,060.0	942.8	1,016.1	971.6	983.9	947.4	1,585.1	1,544.5	1,383.7	985.2	1,030.2	943.5	13,394.0
Receipts from Non-Alberta Facilities	0.0	0.0	0.0	0.0	0.0	0.0	0.0	0.0	0.0	0.0	0.0	0.0	0.0
Dispositions													
Disposition													
Battery	0.0	0.0	0.0	0.0	0.0	0.0	0.0	0.0	0.0	0.0	0.0	0.0	0.0
Gas Gathering System	1,021.6	902.8	1,025.0	971.5	960.9	899.3	1,527.1	1,492.3	1,350.6	936.8	1,000.4	880.8	12,969.1
Gas Plant	0.0	0.0	0.0	0.0	0.0	0.0	0.0	0.0	0.0	0.0	0.0	0.0	0.0
Injection Facility	0.0	0.0	0.0	0.0	0.0	0.0	0.0	0.0	0.0	0.0	0.0	0.0	0.0
Meter Station	0.0	0.0	0.0	0.0	0.0	0.0	0.0	0.0	0.0	0.0	0.0	0.0	0.0
Other	0.0	0.0	0.0	0.0	0.0	0.0	0.0	0.0	0.0	0.0	0.0	0.0	0.0
Alberta Commercial	0.0	0.0	0.0	0.0	0.0	0.0	0.0	0.0	0.0	0.0	0.0	0.0	0.0
Alberta Industrial	0.0	0.0	0.0	0.0	0.0	0.0	0.0	0.0	0.0	0.0	0.0	0.0	0.0
Alberta Residential	0.0	0.0	0.0	0.0	0.0	0.0	0.0	0.0	0.0	0.0	0.0	0.0	0.0
Alberta Elec.Generation	0.0	0.0	0.0	0.0	0.0	0.0	0.0	0.0	0.0	0.0	0.0	0.0	0.0
Shrinkage													
Acid Gas	0.0	0.0	0.0	0.0	0.0	0.0	0.0	0.0	0.0	0.0	0.0	0.0	0.0
Other products	13.8	10.8	10.5	10.9	12.4	12.1	3.9	8.5	5.1	0.6	1.6	1.0	91.2
Fuel	52.7	46.7	51.7	46.0	45.6	45.4	68.9	67.7	60.8	57.7	60.3	61.1	664.6
Flared	0.0	0.0	0.0	0.0	0.0	0.0	0.0	0.0	0.0	0.0	0.0	0.0	0.0
Vented	0.0	0.0	0.0	0.0	0.0	0.0	0.0	0.0	0.0	0.0	0.0	0.0	0.0
Diff and Other	-28.1	-17.5	-71.1	-56.8	-35.0	-9.4	-14.8	-24.0	-32.8	-9.9	-32.1	0.6	-330.9
Process and Frac													
Pentanes Plus	66.9	52.3	50.9	52.8	59.9	58.7	18.8	41.2	24.7	3.1	7.6	4.9	441.8
Propane	0.0	0.0	0.0	0.0	0.0	0.0	0.0	0.0	0.0	0.0	0.0	0.0	0.0
Butanes	0.0	0.0	0.0	0.0	0.0	0.0	0.0	0.0	0.0	0.0	0.0	0.0	0.0
Ethane	0.0	0.0	0.0	0.0	0.0	0.0	0.0	0.0	0.0	0.0	0.0	0.0	0.0
NGL	0.0	0.0	0.0	0.0	0.0	0.0	0.0	0.0	0.0	0.0	0.0	0.0	0.0
Sulphur	0.0	0.0	0.0	0.0	0.0	0.0	0.0	0.0	0.0	0.0	0.0	0.0	0.0
Sulphur Closing Inv	0.0	0.0	0.0	0.0	0.0	0.0	0.0	0.0	0.0	0.0	0.0	0.0	0.0

Unit of Measurement: Gas and Gas equivalent products: 1000m3, Liquids: m3, Sulphur: MTS

VPR6200

Facility ID ABGS0006191

Facility Name ENCAL WILSON CREEK 10-1

Facility Licence # Not Licenced

Facility Operator A2TG TQN

Production Month	201701	201702	201703	201704	201705	201706	201707	201708	201709	201710	201711	201712	Totals
Receipts													
Receipts from Alberta Facilities	509.7	501.9	551.1	570.5	577.3	542.7	567.7	568.9	563.3	581.9	483.3	508.1	6,526.4
Receipts from Non-Alberta Facilities	0.0	0.0	0.0	0.0	0.0	0.0	0.0	0.0	0.0	0.0	0.0	0.0	0.0
Dispositions													
Disposition													
Battery	0.0	0.0	0.0	0.0	0.0	0.0	0.0	0.0	0.0	0.0	0.0	0.0	0.0
Gas Gathering System	486.3	487.4	550.6	616.3	633.9	592.9	589.2	597.7	591.2	585.5	450.7	479.1	6,660.8
Gas Plant	0.0	0.0	0.0	0.0	0.0	0.0	0.0	0.0	0.0	0.0	0.0	0.0	0.0
Injection Facility	0.0	0.0	0.0	0.0	0.0	0.0	0.0	0.0	0.0	0.0	0.0	0.0	0.0
Meter Station	0.0	0.0	0.0	0.0	0.0	0.0	0.0	0.0	0.0	0.0	0.0	0.0	0.0
Other	0.0	0.0	0.0	0.0	0.0	0.0	0.0	0.0	0.0	0.0	0.0	0.0	0.0
Alberta Commercial	0.0	0.0	0.0	0.0	0.0	0.0	0.0	0.0	0.0	0.0	0.0	0.0	0.0
Alberta Industrial	0.0	0.0	0.0	0.0	0.0	0.0	0.0	0.0	0.0	0.0	0.0	0.0	0.0
Alberta Residential	0.0	0.0	0.0	0.0	0.0	0.0	0.0	0.0	0.0	0.0	0.0	0.0	0.0
Alberta Elec.Generation	0.0	0.0	0.0	0.0	0.0	0.0	0.0	0.0	0.0	0.0	0.0	0.0	0.0
Shrinkage													
Acid Gas	0.0	0.0	0.0	0.0	0.0	0.0	0.0	0.0	0.0	0.0	0.0	0.0	0.0
Other products	0.5	0.0	0.0	0.0	0.6	0.0	0.3	0.1	0.0	0.0	0.3	0.0	1.8
Fuel	0.3	0.3	0.3	0.3	0.3	0.3	0.3	0.3	0.3	0.3	0.3	0.3	3.6
Flared	0.5	0.0	0.0	0.1	0.0	0.0	0.0	0.0	0.0	0.0	0.0	0.0	0.6
Vented	0.0	0.0	0.0	0.0	0.0	0.0	0.0	0.0	0.0	0.0	0.0	0.0	0.0
Diff and Other	22.1	14.2	0.2	-46.2	-57.5	-50.5	-22.1	-29.2	-28.2	-3.9	32.0	28.7	-140.4
Process and Frac													
Pentanes Plus	2.2	0.0	0.0	0.0	2.9	0.0	1.5	0.7	0.0	0.0	1.5	0.0	8.8
Propane	0.0	0.0	0.0	0.0	0.0	0.0	0.0	0.0	0.0	0.0	0.0	0.0	0.0
Butanes	0.0	0.0	0.0	0.0	0.0	0.0	0.0	0.0	0.0	0.0	0.0	0.0	0.0
Ethane	0.0	0.0	0.0	0.0	0.0	0.0	0.0	0.0	0.0	0.0	0.0	0.0	0.0
NGL	0.0	0.0	0.0	0.0	0.0	0.0	0.0	0.0	0.0	0.0	0.0	0.0	0.0
Sulphur	0.0	0.0	0.0	0.0	0.0	0.0	0.0	0.0	0.0	0.0	0.0	0.0	0.0
Sulphur Closing Inv	0.0	0.0	0.0	0.0	0.0	0.0	0.0	0.0	0.0	0.0	0.0	0.0	0.0

Unit of Measurement: Gas and Gas equivalent products: 1000m3, Liquids: m3, Sulphur: MTS

VPR6200

Facility ID ABGS0006226

Facility Name EVI WISER OIL

Facility Licence # Not Licenced

Facility Operator OT82 PPR

Production Month	201701	201702	201703	201704	201705	201706	201707	201708	201709	201710	201711	201712	Totals
Receipts													
Receipts from Alberta Facilities	634.3	526.6	633.5	559.5	611.8	561.1	587.8	596.7	480.5	581.7	581.8	566.5	6,921.8
Receipts from Non-Alberta Facilities	0.0	0.0	0.0	0.0	0.0	0.0	0.0	0.0	0.0	0.0	0.0	0.0	0.0
Dispositions													
Disposition													
Battery	107.4	97.7	130.6	120.1	115.8	101.1	23.0	27.5	18.5	22.7	24.7	35.3	824.4
Gas Gathering System	440.9	309.8	426.4	381.5	420.1	360.9	387.5	391.8	274.5	385.9	380.5	309.7	4,469.5
Gas Plant	0.0	0.0	0.0	0.0	0.0	0.0	0.0	0.0	0.0	0.0	0.0	0.0	0.0
Injection Facility	0.0	0.0	0.0	0.0	0.0	0.0	0.0	0.0	0.0	0.0	0.0	0.0	0.0
Meter Station	0.0	0.0	0.0	0.0	0.0	0.0	0.0	0.0	0.0	0.0	0.0	0.0	0.0
Other	0.0	0.0	0.0	0.0	0.0	0.0	0.0	0.0	0.0	0.0	0.0	0.0	0.0
Alberta Commercial	0.0	0.0	0.0	0.0	0.0	0.0	0.0	0.0	0.0	0.0	0.0	0.0	0.0
Alberta Industrial	0.0	0.0	0.0	0.0	0.0	0.0	0.0	0.0	0.0	0.0	0.0	0.0	0.0
Alberta Residential	0.0	0.0	0.0	0.0	0.0	0.0	0.0	0.0	0.0	0.0	0.0	0.0	0.0
Alberta Elec.Generation	0.0	0.0	0.0	0.0	0.0	0.0	0.0	0.0	0.0	0.0	0.0	0.0	0.0
Shrinkage													
Acid Gas	0.0	0.0	0.0	0.0	0.0	0.0	0.0	0.0	0.0	0.0	0.0	0.0	0.0
Other products	10.2	5.9	22.9	14.0	12.5	4.1	1.7	7.0	2.4	4.8	4.5	12.0	102.0
Fuel	7.8	5.1	1.4	0.0	0.0	0.0	88.0	85.0	60.0	92.0	91.3	71.3	501.9
Flared	12.8	52.5	4.7	3.5	20.2	3.6	35.6	0.0	67.3	6.3	9.4	41.0	256.9
Vented	0.0	0.0	0.0	0.0	0.0	0.0	0.0	0.0	0.0	0.0	0.0	0.0	0.0
Diff and Other	55.2	55.6	47.5	40.4	43.2	91.4	52.0	85.4	57.8	70.0	71.4	97.2	767.1
Process and Frac													
Pentanes Plus	49.4	28.4	110.9	67.9	60.5	19.7	8.0	33.9	11.7	23.3	21.8	58.2	493.7
Propane	0.0	0.0	0.0	0.0	0.0	0.0	0.0	0.0	0.0	0.0	0.0	0.0	0.0
Butanes	0.0	0.0	0.0	0.0	0.0	0.0	0.0	0.0	0.0	0.0	0.0	0.0	0.0
Ethane	0.0	0.0	0.0	0.0	0.0	0.0	0.0	0.0	0.0	0.0	0.0	0.0	0.0
NGL	0.0	0.0	0.0	0.0	0.0	0.0	0.0	0.0	0.0	0.0	0.0	0.0	0.0
Sulphur	0.0	0.0	0.0	0.0	0.0	0.0	0.0	0.0	0.0	0.0	0.0	0.0	0.0
Sulphur Closing Inv	0.0	0.0	0.0	0.0	0.0	0.0	0.0	0.0	0.0	0.0	0.0	0.0	0.0

Unit of Measurement: Gas and Gas equivalent products: 1000m3, Liquids: m3, Sulphur: MTS

VPR6200

Facility ID ABGS0006265

Facility Name TALISMAN COMPRESSOR 14-24

Facility Licence # Not Licenced

Facility Operator A72X OUTLIER

Production Month	201701	201702	201703	201704	201705	201706	201707	201708	201709	201710	201711	201712	Totals
Receipts													
Receipts from Alberta Facilities	7,437.5	6,732.9	7,481.4	7,304.8	7,769.6	7,260.8	7,181.1	7,021.2	7,575.2	7,083.6	10,200.1	12,466.9	95,515.1
Receipts from Non-Alberta Facilities	0.0	0.0	0.0	0.0	0.0	0.0	0.0	0.0	0.0	0.0	0.0	0.0	0.0
Dispositions													
Disposition													
Battery	0.0	0.0	0.0	0.0	0.0	0.0	0.0	0.0	0.0	0.0	0.0	0.0	0.0
Gas Gathering System	0.0	0.0	0.0	0.0	0.0	0.0	0.0	0.0	0.0	0.0	0.0	0.0	0.0
Gas Plant	7,133.4	6,463.0	7,131.0	6,983.0	7,441.0	6,958.0	6,877.0	6,727.0	7,263.0	6,793.0	9,777.0	12,000.0	91,546.4
Injection Facility	0.0	0.0	0.0	0.0	0.0	0.0	0.0	0.0	0.0	0.0	0.0	0.0	0.0
Meter Station	0.0	0.0	0.0	0.0	0.0	0.0	0.0	0.0	0.0	0.0	0.0	0.0	0.0
Other	0.0	0.0	0.0	0.0	0.0	0.0	0.0	2.2	0.0	0.0	0.0	0.0	2.2
Alberta Commercial	0.0	0.0	0.0	0.0	0.0	0.0	0.0	0.0	0.0	0.0	0.0	0.0	0.0
Alberta Industrial	0.0	0.0	0.0	0.0	0.0	0.0	0.0	0.0	0.0	0.0	0.0	0.0	0.0
Alberta Residential	0.0	0.0	0.0	0.0	0.0	0.0	0.0	0.0	0.0	0.0	0.0	0.0	0.0
Alberta Elec.Generation	0.0	0.0	0.0	0.0	0.0	0.0	0.0	0.0	0.0	0.0	0.0	0.0	0.0
Shrinkage													
Acid Gas	0.0	0.0	0.0	0.0	0.0	0.0	0.0	0.0	0.0	0.0	0.0	0.0	0.0
Other products	15.4	14.7	18.9	9.6	20.5	20.7	20.4	25.1	17.7	16.8	40.3	5.3	225.4
Fuel	298.8	265.1	345.1	316.6	323.1	297.6	298.6	287.0	306.8	285.4	415.9	457.9	3,897.9
Flared	0.0	0.0	0.0	0.0	0.0	0.0	0.0	0.0	0.0	0.0	0.0	0.0	0.0
Vented	5.3	4.8	5.3	5.2	5.5	5.2	5.1	5.0	5.4	5.1	7.3	8.9	68.1
Diff and Other	-15.4	-14.7	-18.9	-9.6	-20.5	-20.7	-20.0	-25.1	-17.7	-16.7	-40.4	-5.2	-224.9
Process and Frac													
Pentanes Plus	74.3	71.1	91.5	46.5	99.0	100.4	98.8	121.6	85.5	81.4	195.0	25.8	1,090.9
Propane	0.0	0.0	0.0	0.0	0.0	0.0	0.0	0.0	0.0	0.0	0.0	0.0	0.0
Butanes	0.0	0.0	0.0	0.0	0.0	0.0	0.0	0.0	0.0	0.0	0.0	0.0	0.0
Ethane	0.0	0.0	0.0	0.0	0.0	0.0	0.0	0.0	0.0	0.0	0.0	0.0	0.0
NGL	0.0	0.0	0.0	0.0	0.0	0.0	0.0	0.0	0.0	0.0	0.0	0.0	0.0
Sulphur	0.0	0.0	0.0	0.0	0.0	0.0	0.0	0.0	0.0	0.0	0.0	0.0	0.0
Sulphur Closing Inv	0.0	0.0	0.0	0.0	0.0	0.0	0.0	0.0	0.0	0.0	0.0	0.0	0.0

Unit of Measurement: Gas and Gas equivalent products: 1000m3, Liquids: m3, Sulphur: MTS

VPR6200
Facility ID ABGS0006281

Facility Name TLM COMPRESSOR 15-9

Facility Licence # Not Licenced

Facility Operator A72X OUTLIER

Production Month	201701	201702	201703	201704	201705	201706	201707	201708	201709	201710	201711	201712	Totals
Receipts													
Receipts from Alberta Facilities	8,799.7	8,372.0	9,585.6	9,036.9	10,305.0	9,140.2	8,490.5	9,013.2	9,005.4	8,742.7	9,264.3	10,039.7	109,795.2
Receipts from Non-Alberta Facilities	0.0	0.0	0.0	0.0	0.0	0.0	0.0	0.0	0.0	0.0	0.0	0.0	0.0
Dispositions													
Disposition													
Battery	0.0	0.0	0.0	0.0	0.0	0.0	0.0	0.0	0.0	0.0	0.0	0.0	0.0
Gas Gathering System	0.0	0.0	0.0	0.0	0.0	0.0	0.0	0.0	0.0	0.0	0.0	0.0	0.0
Gas Plant	0.0	0.0	0.0	0.0	0.0	0.0	0.0	0.0	0.0	0.0	0.0	0.0	0.0
Injection Facility	0.0	0.0	0.0	0.0	0.0	0.0	0.0	0.0	0.0	0.0	0.0	0.0	0.0
Meter Station	8,410.0	8,011.0	9,177.0	8,643.0	9,888.0	8,753.0	8,099.0	8,623.0	8,617.0	8,356.0	8,862.0	9,608.0	105,047.0
Other	0.0	0.0	0.0	0.0	0.0	0.0	0.0	0.0	0.0	0.0	0.0	0.0	0.0
Alberta Commercial	0.0	0.0	0.0	0.0	0.0	0.0	0.0	0.0	0.0	0.0	0.0	0.0	0.0
Alberta Industrial	0.0	0.0	0.0	0.0	0.0	0.0	0.0	0.0	0.0	0.0	0.0	0.0	0.0
Alberta Residential	0.0	0.0	0.0	0.0	0.0	0.0	0.0	0.0	0.0	0.0	0.0	0.0	0.0
Alberta Elec.Generation	0.0	0.0	0.0	0.0	0.0	0.0	0.0	0.0	0.0	0.0	0.0	0.0	0.0
Shrinkage													
Acid Gas	0.0	0.0	0.0	0.0	0.0	0.0	0.0	0.0	0.0	0.0	0.0	0.0	0.0
Other products	34.3	32.0	30.1	36.0	28.7	33.5	38.5	38.0	26.1	33.8	9.0	16.9	356.9
Fuel	388.9	356.8	404.6	393.0	416.2	386.3	390.5	389.4	387.7	385.9	401.4	430.7	4,731.4
Flared	0.0	0.0	0.0	0.0	0.0	0.0	0.0	0.0	0.0	0.0	0.0	0.0	0.0
Vented	0.9	4.2	4.0	0.9	0.8	0.9	0.9	0.8	0.8	0.9	0.9	0.9	16.9
Diff and Other	-34.4	-32.0	-30.1	-36.0	-28.7	-33.5	-38.4	-38.0	-26.2	-33.9	-9.0	-16.8	-357.0
Process and Frac													
Pentanes Plus	165.8	155.0	145.8	174.0	138.7	162.3	186.2	183.9	126.4	163.5	43.7	82.0	1,727.3
Propane	0.0	0.0	0.0	0.0	0.0	0.0	0.0	0.0	0.0	0.0	0.0	0.0	0.0
Butanes	0.0	0.0	0.0	0.0	0.0	0.0	0.0	0.0	0.0	0.0	0.0	0.0	0.0
Ethane	0.0	0.0	0.0	0.0	0.0	0.0	0.0	0.0	0.0	0.0	0.0	0.0	0.0
NGL	0.0	0.0	0.0	0.0	0.0	0.0	0.0	0.0	0.0	0.0	0.0	0.0	0.0
Sulphur	0.0	0.0	0.0	0.0	0.0	0.0	0.0	0.0	0.0	0.0	0.0	0.0	0.0
Sulphur Closing Inv	0.0	0.0	0.0	0.0	0.0	0.0	0.0	0.0	0.0	0.0	0.0	0.0	0.0

Unit of Measurement: Gas and Gas equivalent products: 1000m3, Liquids: m3, Sulphur: MTS

VPR6200
Facility ID ABGS0006315

Facility Name HUSKY BURNT TIMBER 12-18

Facility Licence # 25496

Facility Operator OR46 HUSKY

Production Month	201701	201702	201703	201704	201705	201706	201707	201708	201709	201710	201711	201712	Totals
Receipts													
Receipts from Alberta Facilities	3,537.3	3,152.7	3,470.7	3,284.5	3,324.8	3,297.0	3,308.2	3,222.2	3,226.2	3,279.1	3,238.2	3,358.5	39,699.4
Receipts from Non-Alberta Facilities	0.0	0.0	0.0	0.0	0.0	0.0	0.0	0.0	0.0	0.0	0.0	0.0	0.0
Dispositions													
Disposition													
Battery	0.0	0.0	0.0	0.0	0.0	0.0	0.0	0.0	0.0	0.0	0.0	0.0	0.0
Gas Gathering System	3,280.0	2,888.0	3,174.8	3,014.0	3,067.8	3,053.0	3,114.6	3,016.3	2,997.6	3,046.4	3,014.8	3,119.5	36,786.8
Gas Plant	0.0	0.0	0.0	0.0	0.0	0.0	0.0	0.0	0.0	0.0	0.0	0.0	0.0
Injection Facility	0.0	0.0	0.0	0.0	0.0	0.0	0.0	0.0	0.0	0.0	0.0	0.0	0.0
Meter Station	0.0	0.0	0.0	0.0	0.0	0.0	0.0	0.0	0.0	0.0	0.0	0.0	0.0
Other	0.0	0.0	0.0	0.0	0.0	0.0	0.0	0.0	0.0	0.0	0.0	0.0	0.0
Alberta Commercial	0.0	0.0	0.0	0.0	0.0	0.0	0.0	0.0	0.0	0.0	0.0	0.0	0.0
Alberta Industrial	0.0	0.0	0.0	0.0	0.0	0.0	0.0	0.0	0.0	0.0	0.0	0.0	0.0
Alberta Residential	0.0	0.0	0.0	0.0	0.0	0.0	0.0	0.0	0.0	0.0	0.0	0.0	0.0
Alberta Elec.Generation	0.0	0.0	0.0	0.0	0.0	0.0	0.0	0.0	0.0	0.0	0.0	0.0	0.0
Shrinkage													
Acid Gas	0.0	0.0	0.0	0.0	0.0	0.0	0.0	0.0	0.0	0.0	0.0	0.0	0.0
Other products	8.8	0.0	0.0	0.0	0.0	0.0	1.7	0.0	0.0	0.0	0.0	0.0	10.5
Fuel	188.6	172.0	181.2	170.0	172.8	169.6	173.4	167.8	168.3	173.2	177.6	179.8	2,094.3
Flared	19.3	7.6	22.4	6.9	7.4	7.3	7.2	7.1	5.8	4.0	7.7	11.2	113.9
Vented	0.0	0.0	0.0	0.0	0.0	0.0	0.0	0.0	0.0	0.0	0.0	0.0	0.0
Diff and Other	40.6	85.1	92.3	93.6	76.8	67.1	11.3	31.0	54.5	55.5	38.1	48.0	693.9
Process and Frac													
Pentanes Plus	42.6	0.0	0.0	0.0	0.0	0.0	8.1	0.0	0.0	0.0	0.0	0.0	50.7
Propane	0.0	0.0	0.0	0.0	0.0	0.0	0.0	0.0	0.0	0.0	0.0	0.0	0.0
Butanes	0.0	0.0	0.0	0.0	0.0	0.0	0.0	0.0	0.0	0.0	0.0	0.0	0.0
Ethane	0.0	0.0	0.0	0.0	0.0	0.0	0.0	0.0	0.0	0.0	0.0	0.0	0.0
NGL	0.0	0.0	0.0	0.0	0.0	0.0	0.0	0.0	0.0	0.0	0.0	0.0	0.0
Sulphur	0.0	0.0	0.0	0.0	0.0	0.0	0.0	0.0	0.0	0.0	0.0	0.0	0.0
Sulphur Closing Inv	0.0	0.0	0.0	0.0	0.0	0.0	0.0	0.0	0.0	0.0	0.0	0.0	0.0

Unit of Measurement: Gas and Gas equivalent products: 1000m3, Liquids: m3, Sulphur: MTS

VPR6200

Facility ID ABGS0006323

Facility Name TAURUS DOE W 16-33-81-13W6 GS

Facility Licence # 26093

Facility Operator A52E GLENOGLE

Production Month	201701	201702	201703	201704	201705	201706	201707	201708	201709	201710	201711	201712	Totals
Receipts													
Receipts from Alberta Facilities	3,372.8	2,049.7	2,306.6	4,233.1	3,985.4	4,717.8	1,044.1	1,302.1	4,649.7	3,618.4	1,054.2	792.8	33,126.7
Receipts from Non-Alberta Facilities	498.4	0.0	0.0	0.0	37.0	130.9	358.8	794.1	1,358.3	1,150.1	864.9	806.0	5,998.5
Dispositions													
Disposition													
Battery	0.0	0.0	0.0	0.0	0.0	0.0	0.0	0.0	0.0	0.0	0.0	0.0	0.0
Gas Gathering System	3,870.4	2,049.7	2,317.4	4,233.1	3,985.4	4,717.8	1,437.1	2,134.0	6,006.7	4,681.6	1,781.8	1,561.2	38,776.2
Gas Plant	0.0	0.0	0.0	0.0	0.0	0.0	0.0	0.0	0.0	0.0	0.0	0.0	0.0
Injection Facility	0.0	0.0	0.0	0.0	0.0	0.0	0.0	0.0	0.0	0.0	0.0	0.0	0.0
Meter Station	0.0	0.0	0.0	0.0	0.0	0.0	0.0	0.0	0.0	0.0	0.0	0.0	0.0
Other	0.0	0.0	0.0	0.0	0.0	0.0	0.0	0.0	0.0	0.0	0.0	0.0	0.0
Alberta Commercial	0.0	0.0	0.0	0.0	0.0	0.0	0.0	0.0	0.0	0.0	0.0	0.0	0.0
Alberta Industrial	0.0	0.0	0.0	0.0	0.0	0.0	0.0	0.0	0.0	0.0	0.0	0.0	0.0
Alberta Residential	0.0	0.0	0.0	0.0	0.0	0.0	0.0	0.0	0.0	0.0	0.0	0.0	0.0
Alberta Elec.Generation	0.0	0.0	0.0	0.0	0.0	0.0	0.0	0.0	0.0	0.0	0.0	0.0	0.0
Shrinkage													
Acid Gas	0.0	0.0	0.0	0.0	0.0	0.0	0.0	0.0	0.0	0.0	0.0	0.0	0.0
Other products	0.0	0.0	0.0	0.0	0.0	0.0	0.0	0.0	0.0	0.0	0.0	5.6	5.6
Fuel	0.0	0.0	0.0	0.0	0.0	0.0	0.0	0.0	0.0	0.0	0.0	0.0	0.0
Flared	0.0	0.0	0.0	0.0	0.0	0.0	0.0	0.0	0.0	0.0	0.0	0.0	0.0
Vented	0.0	0.0	0.0	0.0	0.0	0.0	0.0	0.0	0.0	0.0	0.0	0.0	0.0
Diff and Other	0.8	0.0	-10.8	0.0	37.0	130.9	-34.2	-37.8	1.3	86.9	137.3	32.0	343.4
Process and Frac													
Pentanes Plus	0.0	0.0	0.0	0.0	0.0	0.0	0.0	0.0	0.0	0.0	0.0	9.7	9.7
Propane	0.0	0.0	0.0	0.0	0.0	0.0	0.0	0.0	0.0	0.0	0.0	0.0	0.0
Butanes	0.0	0.0	0.0	0.0	0.0	0.0	0.0	0.0	0.0	0.0	0.0	0.0	0.0
Ethane	0.0	0.0	0.0	0.0	0.0	0.0	0.0	0.0	0.0	0.0	0.0	0.0	0.0
NGL	0.0	0.0	0.0	0.0	0.0	0.0	0.0	0.0	0.0	0.0	0.0	16.8	16.8
Sulphur	0.0	0.0	0.0	0.0	0.0	0.0	0.0	0.0	0.0	0.0	0.0	0.0	0.0
Sulphur Closing Inv	0.0	0.0	0.0	0.0	0.0	0.0	0.0	0.0	0.0	0.0	0.0	0.0	0.0

Unit of Measurement: Gas and Gas equivalent products: 1000m3, Liquids: m3, Sulphur: MTS

VPR6200

Facility ID ABGS0006324

Facility Name DEVON MIRAGE 10-03

Facility Licence # 26109

Facility Operator A573 TOURMALINE

Production Month	201701	201702	201703	201704	201705	201706	201707	201708	201709	201710	201711	201712	Totals
SHUTIN													
Receipts													
Receipts from Alberta Facilities	3,360.8	2,855.0	2,870.5	2,642.7	1,696.9	2,272.1	347.8	4.1	6.4	3.4	0.0	0.1	16,059.8
Receipts from Non-Alberta Facilities	0.0	0.0	0.0	0.0	0.0	0.0	0.0	0.0	0.0	0.0	0.0	0.0	0.0
Dispositions													
Disposition Battery	8.4	8.4	8.4	8.0	0.8	0.8	0.4	0.0	0.0	0.0	0.0	0.0	35.2
Gas Gathering System	3,313.7	2,744.0	2,725.9	2,510.9	1,617.1	2,132.9	336.7	0.0	0.0	0.0	0.0	0.0	15,381.2
Gas Plant	0.0	0.0	0.0	0.0	0.0	0.0	0.0	0.0	0.0	0.0	0.0	0.0	0.0
Injection Facility	0.0	0.0	0.0	0.0	0.0	0.0	0.0	0.0	0.0	0.0	0.0	0.0	0.0
Meter Station	0.0	0.0	0.0	0.0	0.0	0.0	0.0	0.0	0.0	0.0	0.0	0.0	0.0
Other	0.0	0.0	0.0	0.0	0.0	0.0	0.0	0.0	0.0	0.0	0.0	0.0	0.0
Alberta Commercial	0.0	0.0	0.0	0.0	0.0	0.0	0.0	0.0	0.0	0.0	0.0	0.0	0.0
Alberta Industrial	0.0	0.0	0.0	0.0	0.0	0.0	0.0	0.0	0.0	0.0	0.0	0.0	0.0
Alberta Residential	0.0	0.0	0.0	0.0	0.0	0.0	0.0	0.0	0.0	0.0	0.0	0.0	0.0
Alberta Elec.Generation	0.0	0.0	0.0	0.0	0.0	0.0	0.0	0.0	0.0	0.0	0.0	0.0	0.0
Shrinkage Acid Gas	0.0	0.0	0.0	0.0	0.0	0.0	0.0	0.0	0.0	0.0	0.0	0.0	0.0
Other products	0.0	0.0	1.4	2.5	2.8	0.6	1.9	0.0	0.0	0.0	0.0	0.0	9.2
Fuel	87.7	94.3	108.6	95.7	71.3	160.3	19.5	4.1	6.4	3.4	0.0	0.1	651.4
Flared	0.0	0.0	0.0	0.0	0.0	0.0	0.0	0.0	0.0	0.0	0.0	0.0	0.0
Vented	0.0	0.0	0.0	0.0	0.0	0.0	0.0	0.0	0.0	0.0	0.0	0.0	0.0
Diff and Other	-49.0	8.3	26.2	25.6	4.9	-22.5	-10.7	0.0	0.0	0.0	0.0	0.0	-17.2
Process and Frac													
Pentanes Plus	0.0	0.0	6.6	12.3	13.4	2.8	9.2	0.0	0.0	0.0	0.0	0.0	44.3
Propane	0.0	0.0	0.0	0.0	0.0	0.0	0.0	0.0	0.0	0.0	0.0	0.0	0.0
Butanes	0.0	0.0	0.0	0.0	0.0	0.0	0.0	0.0	0.0	0.0	0.0	0.0	0.0
Ethane	0.0	0.0	0.0	0.0	0.0	0.0	0.0	0.0	0.0	0.0	0.0	0.0	0.0
NGL	0.0	0.0	0.0	0.0	0.0	0.0	0.0	0.0	0.0	0.0	0.0	0.0	0.0
Sulphur	0.0	0.0	0.0	0.0	0.0	0.0	0.0	0.0	0.0	0.0	0.0	0.0	0.0
Sulphur Closing Inv	0.0	0.0	0.0	0.0	0.0	0.0	0.0	0.0	0.0	0.0	0.0	0.0	0.0

VPR6200

Facility ID ABGS0006366

Facility Name pcp jensen compressor 16-31

Facility Licence # 26144

Facility Operator A2PJ GXO

Production Month	201701	201702	201703	201704	201705	201706	201707	201708	201709	201710	201711	201712	Totals
Receipts													
Receipts from Alberta Facilities	810.7	1,223.2	2,096.3	2,109.3	702.9	1,577.7	586.7	559.1	562.2	561.9	522.4	518.0	11,830.4
Receipts from Non-Alberta Facilities	0.0	0.0	0.0	0.0	0.0	0.0	0.0	0.0	0.0	0.0	0.0	0.0	0.0
Dispositions													
Disposition													
Battery	0.0	0.0	0.0	0.0	18.3	13.6	1.6	2.1	2.0	3.7	7.6	6.8	55.7
Gas Gathering System	0.0	0.0	0.0	0.0	0.0	0.0	0.0	0.0	0.0	0.0	0.0	0.0	0.0
Gas Plant	25.0	24.0	7.7	8.7	0.0	0.0	0.0	0.0	0.0	0.0	0.0	0.0	65.4
Injection Facility	0.0	0.0	0.0	0.0	0.0	0.0	0.0	0.0	0.0	0.0	0.0	0.0	0.0
Meter Station	361.2	572.6	1,193.6	1,204.2	371.3	905.7	363.5	341.8	326.3	325.1	278.7	283.3	6,527.3
Other	0.0	0.0	0.0	0.0	0.0	0.0	0.0	0.0	0.0	0.0	0.0	0.0	0.0
Alberta Commercial	0.0	0.0	0.0	0.0	0.0	0.0	0.0	0.0	0.0	0.0	0.0	0.0	0.0
Alberta Industrial	0.0	0.0	0.0	0.0	0.0	0.0	0.0	0.0	0.0	0.0	0.0	0.0	0.0
Alberta Residential	0.0	0.0	0.0	0.0	0.0	0.0	0.0	0.0	0.0	0.0	0.0	0.0	0.0
Alberta Elec.Generation	0.0	0.0	0.0	0.0	0.0	0.0	0.0	0.0	0.0	0.0	0.0	0.0	0.0
Shrinkage													
Acid Gas	0.0	0.0	0.0	0.0	0.0	0.0	0.0	0.0	0.0	0.0	0.0	0.0	0.0
Other products	0.0	0.0	28.4	30.2	0.0	29.5	0.0	0.0	0.0	0.0	0.0	4.4	92.5
Fuel	288.9	264.9	423.4	433.7	202.4	339.2	197.6	197.2	200.3	220.1	210.7	217.0	3,195.4
Flared	95.4	177.3	435.2	415.0	22.4	312.4	27.9	29.1	30.1	40.9	38.2	41.1	1,665.0
Vented	0.0	0.0	0.0	0.0	0.0	0.0	0.0	0.0	0.0	0.0	0.0	0.0	0.0
Diff and Other	40.2	184.4	8.0	17.5	88.5	-22.7	-3.9	-11.1	3.5	-27.9	-12.8	-34.6	229.1
Process and Frac													
Pentanes Plus	0.0	0.0	0.0	0.0	0.0	0.0	0.0	0.0	0.0	0.0	0.0	0.0	0.0
Propane	0.0	0.0	0.0	0.0	0.0	0.0	0.0	0.0	0.0	0.0	0.0	0.0	0.0
Butanes	0.0	0.0	0.0	0.0	0.0	0.0	0.0	0.0	0.0	0.0	0.0	0.0	0.0
Ethane	0.0	0.0	0.0	0.0	0.0	0.0	0.0	0.0	0.0	0.0	0.0	0.0	0.0
NGL	0.0	0.0	116.0	121.1	0.0	119.9	0.0	0.0	0.0	0.0	0.0	18.0	375.0
Sulphur	0.0	0.0	0.0	0.0	0.0	0.0	0.0	0.0	0.0	0.0	0.0	0.0	0.0
Sulphur Closing Inv	0.0	0.0	0.0	0.0	0.0	0.0	0.0	0.0	0.0	0.0	0.0	0.0	0.0

Unit of Measurement: Gas and Gas equivalent products: 1000m3, Liquids: m3, Sulphur: MTS

VPR6200

Facility ID ABGS0006370

Facility Name KEYERA NORTH SUNCHILD 08-04 GGS

Facility Licence # 26161

Facility Operator AOC0 KEYERA

Production Month	201701	201702	201703	201704	201705	201706	201707	201708	201709	201710	201711	201712	Totals
Receipts													
Receipts from Alberta Facilities	8,136.5	11,798.1	10,848.4	9,553.3	8,657.5	7,930.7	7,655.1	6,749.7	6,637.6	6,745.5	6,146.6	6,057.3	96,916.3
Receipts from Non-Alberta Facilities	0.0	0.0	0.0	0.0	0.0	0.0	0.0	0.0	0.0	0.0	0.0	0.0	0.0
Dispositions													
Disposition													
Battery	0.0	0.0	0.0	0.0	0.0	0.0	0.0	0.0	0.0	0.0	0.0	0.0	0.0
Gas Gathering System	7,923.9	11,502.8	10,602.1	9,346.7	8,480.8	7,709.7	7,450.8	6,591.2	6,479.5	6,582.4	5,991.1	5,895.3	94,556.3
Gas Plant	0.0	0.0	0.0	0.0	0.0	0.0	0.0	0.0	0.0	0.0	0.0	0.0	0.0
Injection Facility	0.0	0.0	0.0	0.0	0.0	0.0	0.0	0.0	0.0	0.0	0.0	0.0	0.0
Meter Station	0.0	0.0	0.0	0.0	0.0	0.0	0.0	0.0	0.0	0.0	0.0	0.0	0.0
Other	0.0	0.0	0.0	0.0	0.0	0.0	0.0	0.0	0.0	0.0	0.0	0.0	0.0
Alberta Commercial	0.0	0.0	0.0	0.0	0.0	0.0	0.0	0.0	0.0	0.0	0.0	0.0	0.0
Alberta Industrial	0.0	0.0	0.0	0.0	0.0	0.0	0.0	0.0	0.0	0.0	0.0	0.0	0.0
Alberta Residential	0.0	0.0	0.0	0.0	0.0	0.0	0.0	0.0	0.0	0.0	0.0	0.0	0.0
Alberta Elec.Generation	0.0	0.0	0.0	0.0	0.0	0.0	0.0	0.0	0.0	0.0	0.0	0.0	0.0
Shrinkage													
Acid Gas	0.0	0.0	0.0	0.0	0.0	0.0	0.0	0.0	0.0	0.0	0.0	0.0	0.0
Other products	0.0	0.0	0.0	0.0	0.0	0.0	0.0	9.2	6.7	7.3	4.1	7.2	34.5
Fuel	212.6	295.3	246.3	206.6	176.7	221.0	204.3	158.5	158.1	163.1	155.5	162.0	2,360.0
Flared	0.0	0.0	0.0	0.0	0.0	0.0	0.0	0.0	0.0	0.0	0.0	0.0	0.0
Vented	0.0	0.0	0.0	0.0	0.0	0.0	0.0	0.0	0.0	0.0	0.0	0.0	0.0
Diff and Other	0.0	0.0	0.0	0.0	0.0	0.0	0.0	-9.2	-6.7	-7.3	-4.1	-7.2	-34.5
Process and Frac													
Pentanes Plus	0.0	0.0	0.0	0.0	0.0	0.0	0.0	44.3	32.2	35.1	20.0	34.8	166.4
Propane	0.0	0.0	0.0	0.0	0.0	0.0	0.0	0.0	0.0	0.0	0.0	0.0	0.0
Butanes	0.0	0.0	0.0	0.0	0.0	0.0	0.0	0.0	0.0	0.0	0.0	0.0	0.0
Ethane	0.0	0.0	0.0	0.0	0.0	0.0	0.0	0.0	0.0	0.0	0.0	0.0	0.0
NGL	0.0	0.0	0.0	0.0	0.0	0.0	0.0	0.0	0.0	0.0	0.0	0.0	0.0
Sulphur	0.0	0.0	0.0	0.0	0.0	0.0	0.0	0.0	0.0	0.0	0.0	0.0	0.0
Sulphur Closing Inv	0.0	0.0	0.0	0.0	0.0	0.0	0.0	0.0	0.0	0.0	0.0	0.0	0.0

Unit of Measurement: Gas and Gas equivalent products: 1000m3, Liquids: m3, Sulphur: MTS

VPR6200

Facility ID ABGS0006383

Facility Name PANCANADIAN WINTERING HILLS 10-23

Facility Licence # 3528

Facility Operator A7NW TXNE

Production Month	201701	201702	201703	201704	201705	201706	201707	201708	201709	201710	201711	201712	Totals
Receipts													
Receipts from Alberta Facilities	4,154.1	3,819.7	4,213.3	4,735.3	5,144.5	4,904.0	4,769.4	4,705.1	4,512.0	4,350.6	3,780.4	4,554.8	53,643.2
Receipts from Non-Alberta Facilities	0.0	0.0	0.0	0.0	0.0	0.0	0.0	0.0	0.0	0.0	0.0	0.0	0.0
Dispositions													
Disposition													
Battery	0.0	0.0	0.0	0.0	0.0	0.0	0.0	0.0	0.0	0.0	0.0	0.0	0.0
Gas Gathering System	0.0	0.0	0.0	0.0	0.0	0.0	0.0	0.0	0.0	0.0	0.0	0.0	0.0
Gas Plant	2,626.4	1,940.4	2,181.8	2,769.4	2,960.3	2,770.0	2,511.2	2,569.6	2,625.9	2,763.9	1,999.9	2,440.3	30,159.1
Injection Facility	1,337.5	1,700.7	1,829.7	1,757.4	1,967.5	1,904.1	1,922.7	1,913.1	1,703.8	1,387.9	1,485.4	1,902.7	20,812.5
Meter Station	0.0	0.0	0.0	0.0	0.0	0.0	0.0	0.0	0.0	0.0	0.0	0.0	0.0
Other	0.0	0.0	0.0	0.0	0.0	0.0	0.0	0.0	0.0	0.0	0.0	0.0	0.0
Alberta Commercial	0.0	0.0	0.0	0.0	0.0	0.0	0.0	0.0	0.0	0.0	0.0	0.0	0.0
Alberta Industrial	0.0	0.0	0.0	0.0	0.0	0.0	0.0	0.0	0.0	0.0	0.0	0.0	0.0
Alberta Residential	0.0	0.0	0.0	0.0	0.0	0.0	0.0	0.0	0.0	0.0	0.0	0.0	0.0
Alberta Elec.Generation	0.0	0.0	0.0	0.0	0.0	0.0	0.0	0.0	0.0	0.0	0.0	0.0	0.0
Shrinkage													
Acid Gas	0.0	0.0	0.0	0.0	0.0	0.0	0.0	0.0	0.0	0.0	0.0	0.0	0.0
Other products	0.0	0.0	0.0	0.0	0.0	1.9	0.0	0.0	0.6	0.0	0.0	0.0	2.5
Fuel	189.8	178.2	201.4	208.1	216.3	227.6	227.2	222.0	181.9	198.4	181.4	211.3	2,443.6
Flared	0.0	0.0	0.0	0.0	0.0	0.0	0.0	0.0	0.0	0.0	0.0	0.0	0.0
Vented	0.4	0.4	0.4	0.4	0.4	0.4	0.4	0.4	0.4	0.4	0.4	0.5	4.9
Diff and Other	0.0	0.0	0.0	0.0	0.0	0.0	107.9	0.0	-0.6	0.0	113.3	0.0	220.6
Process and Frac													
Pentanes Plus	0.0	0.0	0.0	0.0	0.0	9.1	0.0	0.0	2.9	0.0	0.0	0.0	12.0
Propane	0.0	0.0	0.0	0.0	0.0	0.0	0.0	0.0	0.0	0.0	0.0	0.0	0.0
Butanes	0.0	0.0	0.0	0.0	0.0	0.0	0.0	0.0	0.0	0.0	0.0	0.0	0.0
Ethane	0.0	0.0	0.0	0.0	0.0	0.0	0.0	0.0	0.0	0.0	0.0	0.0	0.0
NGL	0.0	0.0	0.0	0.0	0.0	0.0	0.0	0.0	0.0	0.0	0.0	0.0	0.0
Sulphur	0.0	0.0	0.0	0.0	0.0	0.0	0.0	0.0	0.0	0.0	0.0	0.0	0.0
Sulphur Closing Inv	0.0	0.0	0.0	0.0	0.0	0.0	0.0	0.0	0.0	0.0	0.0	0.0	0.0

Unit of Measurement: Gas and Gas equivalent products: 1000m3, Liquids: m3, Sulphur: MTS

VPR6200
Facility ID ABGS0006395

Facility Name PANCANADIAN SEVERN STANDARD 06-17

Facility Licence # 3473

Facility Operator 0026 ECA

Production Month	201701	201702	201703	201704	201705	201706	201707	201708	201709	201710	201711	201712	Totals
Receipts													
Receipts from Alberta Facilities	3,836.5	3,811.0	4,179.2	3,978.6	4,411.4	4,171.4	4,329.9	4,283.2	4,079.9	4,258.1	3,848.5	3,608.1	48,795.8
Receipts from Non-Alberta Facilities	0.0	0.0	0.0	0.0	0.0	0.0	0.0	0.0	0.0	0.0	0.0	0.0	0.0
Dispositions													
Disposition													
Battery	0.0	0.0	0.0	0.0	0.0	0.0	0.0	0.0	0.0	0.0	0.0	0.0	0.0
Gas Gathering System	3,766.6	3,712.7	4,086.2	3,915.3	4,318.9	4,105.7	4,292.3	4,280.5	4,084.8	4,173.2	3,760.4	3,399.0	47,895.6
Gas Plant	0.0	0.0	0.0	0.0	0.0	0.0	0.0	0.0	0.0	0.0	0.0	0.0	0.0
Injection Facility	0.0	0.0	0.0	0.0	0.0	0.0	0.0	0.0	0.0	0.0	0.0	0.0	0.0
Meter Station	0.0	0.0	0.0	0.0	0.0	0.0	0.0	0.0	0.0	0.0	0.0	0.0	0.0
Other	0.0	0.0	0.0	0.0	0.0	0.0	0.0	0.0	0.0	0.0	0.0	0.0	0.0
Alberta Commercial	0.0	0.0	0.0	0.0	0.0	0.0	0.0	0.0	0.0	0.0	0.0	0.0	0.0
Alberta Industrial	0.0	0.0	0.0	0.0	0.0	0.0	0.0	0.0	0.0	0.0	0.0	0.0	0.0
Alberta Residential	0.0	0.0	0.0	0.0	0.0	0.0	0.0	0.0	0.0	0.0	0.0	0.0	0.0
Alberta Elec.Generation	0.0	0.0	0.0	0.0	0.0	0.0	0.0	0.0	0.0	0.0	0.0	0.0	0.0
Shrinkage													
Acid Gas	0.0	0.0	0.0	0.0	0.0	0.0	0.0	0.0	0.0	0.0	0.0	0.0	0.0
Other products	0.0	0.0	0.0	0.0	0.0	0.0	0.0	0.0	0.0	0.0	0.0	0.0	0.0
Fuel	62.5	59.1	66.5	60.4	61.7	64.5	65.3	63.9	60.1	62.4	60.6	53.9	740.9
Flared	0.0	0.0	0.0	0.1	0.0	0.0	0.0	0.0	0.0	0.0	0.0	0.0	0.1
Vented	0.0	0.0	0.0	0.0	0.0	0.0	0.0	0.0	0.0	0.0	0.0	0.0	0.0
Diff and Other	7.4	39.2	26.5	2.8	30.8	1.2	-27.7	-61.2	-65.0	22.5	27.5	155.2	159.2
Process and Frac													
Pentanes Plus	0.0	0.0	0.0	0.0	0.0	0.0	0.1	0.0	0.0	0.0	0.0	0.0	0.1
Propane	0.0	0.0	0.0	0.0	0.0	0.0	0.0	0.0	0.0	0.0	0.0	0.0	0.0
Butanes	0.0	0.0	0.0	0.0	0.0	0.0	0.0	0.0	0.0	0.0	0.0	0.0	0.0
Ethane	0.0	0.0	0.0	0.0	0.0	0.0	0.0	0.0	0.0	0.0	0.0	0.0	0.0
NGL	0.0	0.0	0.0	0.0	0.0	0.0	0.0	0.0	0.0	0.0	0.0	0.0	0.0
Sulphur	0.0	0.0	0.0	0.0	0.0	0.0	0.0	0.0	0.0	0.0	0.0	0.0	0.0
Sulphur Closing Inv	0.0	0.0	0.0	0.0	0.0	0.0	0.0	0.0	0.0	0.0	0.0	0.0	0.0

Unit of Measurement: Gas and Gas equivalent products: 1000m3, Liquids: m3, Sulphur: MTS

VPR6200

Facility ID ABGS0006402

Facility Name LAKE NEWELL 04-22

Facility Licence # 23245

Facility Operator A7NW TXNE

Production Month	201701	201702	201703	201704	201705	201706	201707	201708	201709	201710	201711	201712	Totals
Receipts													
Receipts from Alberta Facilities	4,876.5	3,982.8	4,504.2	4,208.1	4,199.8	4,007.2	4,029.2	4,251.3	4,314.6	4,622.4	4,503.6	4,447.5	51,947.2
Receipts from Non-Alberta Facilities	0.0	0.0	0.0	0.0	0.0	0.0	0.0	0.0	0.0	0.0	0.0	0.0	0.0
Dispositions													
Disposition													
Battery	0.0	0.0	0.0	0.0	0.0	0.0	0.0	0.0	0.0	0.0	0.0	0.0	0.0
Gas Gathering System	0.0	0.0	0.0	0.0	0.0	0.0	0.0	0.0	0.0	0.0	0.0	0.0	0.0
Gas Plant	4,875.9	3,982.2	4,471.4	4,207.5	4,199.5	4,007.2	4,029.0	4,251.3	4,314.6	4,622.1	4,503.0	4,446.9	51,910.6
Injection Facility	0.0	0.0	0.0	0.0	0.0	0.0	0.0	0.0	0.0	0.0	0.0	0.0	0.0
Meter Station	0.0	0.0	0.0	0.0	0.0	0.0	0.0	0.0	0.0	0.0	0.0	0.0	0.0
Other	0.0	0.0	0.0	0.0	0.0	0.0	0.0	0.0	0.0	0.0	0.0	0.0	0.0
Alberta Commercial	0.0	0.0	0.0	0.0	0.0	0.0	0.0	0.0	0.0	0.0	0.0	0.0	0.0
Alberta Industrial	0.0	0.0	0.0	0.0	0.0	0.0	0.0	0.0	0.0	0.0	0.0	0.0	0.0
Alberta Residential	0.0	0.0	0.0	0.0	0.0	0.0	0.0	0.0	0.0	0.0	0.0	0.0	0.0
Alberta Elec.Generation	0.0	0.0	0.0	0.0	0.0	0.0	0.0	0.0	0.0	0.0	0.0	0.0	0.0
Shrinkage													
Acid Gas	0.0	0.0	0.0	0.0	0.0	0.0	0.0	0.0	0.0	0.0	0.0	0.0	0.0
Other products	0.0	0.0	0.4	0.0	0.0	0.0	0.0	0.0	0.0	0.0	0.0	0.0	0.4
Fuel	0.6	0.6	0.6	0.6	0.3	0.0	0.0	0.0	0.0	0.3	0.6	0.6	4.2
Flared	0.0	0.0	0.0	0.0	0.0	0.0	0.0	0.0	0.0	0.0	0.0	0.0	0.0
Vented	0.0	0.0	0.0	0.0	0.0	0.0	0.0	0.0	0.0	0.0	0.0	0.0	0.0
Diff and Other	0.0	0.0	31.8	0.0	0.0	0.0	0.2	0.0	0.0	0.0	0.0	0.0	32.0
Process and Frac													
Pentanes Plus	0.0	0.0	2.0	0.0	0.0	0.0	0.0	0.0	0.0	0.0	0.0	0.0	2.0
Propane	0.0	0.0	0.0	0.0	0.0	0.0	0.0	0.0	0.0	0.0	0.0	0.0	0.0
Butanes	0.0	0.0	0.0	0.0	0.0	0.0	0.0	0.0	0.0	0.0	0.0	0.0	0.0
Ethane	0.0	0.0	0.0	0.0	0.0	0.0	0.0	0.0	0.0	0.0	0.0	0.0	0.0
NGL	0.0	0.0	0.0	0.0	0.0	0.0	0.0	0.0	0.0	0.0	0.0	0.0	0.0
Sulphur	0.0	0.0	0.0	0.0	0.0	0.0	0.0	0.0	0.0	0.0	0.0	0.0	0.0
Sulphur Closing Inv	0.0	0.0	0.0	0.0	0.0	0.0	0.0	0.0	0.0	0.0	0.0	0.0	0.0

Unit of Measurement: Gas and Gas equivalent products: 1000m3, Liquids: m3, Sulphur: MTS

VPR6200

Facility ID ABGS0006410

Facility Name Conoco Western Gilby 6-25

Facility Licence # 26327

Facility Operator A5D4 CVE

Production Month	201701	201702	201703	201704	201705	201706	201707	201708	201709	201710	201711	201712	Totals
Receipts													
Receipts from Alberta Facilities	1,554.5	1,299.6	1,348.7	1,257.9	922.9	1,365.4	1,267.7	1,229.6	1,119.9	1,312.0	1,026.1	975.2	14,679.5
Receipts from Non-Alberta Facilities	0.0	0.0	0.0	0.0	0.0	0.0	0.0	0.0	0.0	0.0	0.0	0.0	0.0
Dispositions													
Disposition													
Battery	0.0	0.0	0.0	0.0	0.0	0.0	12.2	18.4	13.7	14.1	0.0	17.1	75.5
Gas Gathering System	1,455.7	1,215.7	1,236.8	1,158.6	859.7	1,287.7	1,190.0	1,142.5	1,030.9	1,232.9	932.6	890.4	13,633.5
Gas Plant	0.0	0.0	0.0	0.0	0.0	0.0	0.0	0.0	0.0	0.0	0.0	0.0	0.0
Injection Facility	0.0	0.0	0.0	0.0	0.0	0.0	0.0	0.0	0.0	0.0	0.0	0.0	0.0
Meter Station	0.0	0.0	0.0	0.0	0.0	0.0	0.0	0.0	0.0	0.0	0.0	0.0	0.0
Other	0.0	0.0	0.0	0.0	0.0	0.0	0.0	0.0	0.0	0.0	0.0	0.0	0.0
Alberta Commercial	0.0	0.0	0.0	0.0	0.0	0.0	0.0	0.0	0.0	0.0	0.0	0.0	0.0
Alberta Industrial	0.0	0.0	0.0	0.0	0.0	0.0	0.0	0.0	0.0	0.0	0.0	0.0	0.0
Alberta Residential	0.0	0.0	0.0	0.0	0.0	0.0	0.0	0.0	0.0	0.0	0.0	0.0	0.0
Alberta Elec.Generation	0.0	0.0	0.0	0.0	0.0	0.0	0.0	0.0	0.0	0.0	0.0	0.0	0.0
Shrinkage													
Acid Gas	0.0	0.0	0.0	0.0	0.0	0.0	0.0	0.0	0.0	0.0	0.0	0.0	0.0
Other products	1.0	1.5	0.7	1.1	0.0	0.2	0.1	0.0	0.1	0.0	1.2	0.7	6.6
Fuel	82.4	83.3	79.2	75.0	45.3	80.5	75.5	57.3	89.4	98.3	83.7	80.2	930.1
Flared	0.0	0.5	0.0	0.5	0.0	3.2	1.1	0.0	0.1	0.8	0.8	0.0	7.0
Vented	0.0	0.0	0.0	0.0	0.0	0.0	0.0	0.0	0.0	0.0	0.0	0.0	0.0
Diff and Other	15.4	-1.4	32.0	22.7	17.9	-6.2	-11.2	11.4	-14.3	-34.1	7.8	-13.2	26.8
Process and Frac													
Pentanes Plus	4.8	7.3	3.5	5.2	0.0	1.1	0.4	0.0	0.7	0.0	5.9	3.4	32.3
Propane	0.0	0.0	0.0	0.0	0.0	0.0	0.0	0.0	0.0	0.0	0.0	0.0	0.0
Butanes	0.0	0.0	0.0	0.0	0.0	0.0	0.0	0.0	0.0	0.0	0.0	0.0	0.0
Ethane	0.0	0.0	0.0	0.0	0.0	0.0	0.0	0.0	0.0	0.0	0.0	0.0	0.0
NGL	0.0	0.0	0.0	0.0	0.0	0.0	0.0	0.0	0.0	0.0	0.0	0.0	0.0
Sulphur	0.0	0.0	0.0	0.0	0.0	0.0	0.0	0.0	0.0	0.0	0.0	0.0	0.0
Sulphur Closing Inv	0.0	0.0	0.0	0.0	0.0	0.0	0.0	0.0	0.0	0.0	0.0	0.0	0.0

Unit of Measurement: Gas and Gas equivalent products: 1000m3, Liquids: m3, Sulphur: MTS

VPR6200

Facility ID ABGS0006443

Facility Name conoco westrose 01-33

Facility Licence # Not Licenced

Facility Operator A5D4 CVE

Production Month	201701	201702	201703	201704	201705	201706	201707	201708	201709	201710	201711	201712	Totals
Receipts													
Receipts from Alberta Facilities	638.7	582.7	625.5	626.8	717.7	613.0	496.6	533.1	590.1	618.4	491.5	559.7	7,093.8
Receipts from Non-Alberta Facilities	0.0	0.0	0.0	0.0	0.0	0.0	0.0	0.0	0.0	0.0	0.0	0.0	0.0
Dispositions													
Disposition													
Battery	0.0	0.0	0.0	0.0	0.0	0.0	0.0	0.0	0.0	0.0	0.0	0.0	0.0
Gas Gathering System	589.1	546.3	586.9	587.9	679.1	577.9	461.4	496.0	553.7	583.3	457.5	521.8	6,640.9
Gas Plant	0.0	0.0	0.0	0.0	0.0	0.0	0.0	0.0	0.0	0.0	0.0	0.0	0.0
Injection Facility	0.0	0.0	0.0	0.0	0.0	0.0	0.0	0.0	0.0	0.0	0.0	0.0	0.0
Meter Station	0.0	0.0	0.0	0.0	0.0	0.0	0.0	0.0	0.0	0.0	0.0	0.0	0.0
Other	0.0	0.0	0.0	0.0	0.0	0.0	0.0	0.0	0.0	0.0	0.0	0.0	0.0
Alberta Commercial	0.0	0.0	0.0	0.0	0.0	0.0	0.0	0.0	0.0	0.0	0.0	0.0	0.0
Alberta Industrial	0.0	0.0	0.0	0.0	0.0	0.0	0.0	0.0	0.0	0.0	0.0	0.0	0.0
Alberta Residential	0.0	0.0	0.0	0.0	0.0	0.0	0.0	0.0	0.0	0.0	0.0	0.0	0.0
Alberta Elec.Generation	0.0	0.0	0.0	0.0	0.0	0.0	0.0	0.0	0.0	0.0	0.0	0.0	0.0
Shrinkage													
Acid Gas	0.0	0.0	0.0	0.0	0.0	0.0	0.0	0.0	0.0	0.0	0.0	0.0	0.0
Other products	1.1	1.4	1.2	0.0	0.7	0.5	1.8	0.4	0.0	0.7	0.4	0.7	8.9
Fuel	49.6	36.4	38.6	38.9	38.6	35.1	35.2	37.1	37.2	35.1	34.0	37.9	453.7
Flared	0.1	0.1	0.1	0.1	0.1	0.0	0.0	0.1	0.0	0.0	0.0	0.0	0.6
Vented	0.0	0.0	0.0	0.0	0.0	0.0	0.0	0.0	0.0	0.0	0.0	0.0	0.0
Diff and Other	-1.2	-1.5	-1.3	-0.1	-0.8	-0.5	-1.8	-0.5	-0.8	-0.7	-0.4	-0.7	-10.3
Process and Frac													
Pentanes Plus	5.3	6.8	5.7	0.0	3.4	2.6	8.8	2.1	0.0	3.5	2.1	3.3	43.6
Propane	0.0	0.0	0.0	0.0	0.0	0.0	0.0	0.0	0.0	0.0	0.0	0.0	0.0
Butanes	0.0	0.0	0.0	0.0	0.0	0.0	0.0	0.0	0.0	0.0	0.0	0.0	0.0
Ethane	0.0	0.0	0.0	0.0	0.0	0.0	0.0	0.0	0.0	0.0	0.0	0.0	0.0
NGL	0.0	0.0	0.0	0.0	0.0	0.0	0.0	0.0	0.0	0.0	0.0	0.0	0.0
Sulphur	0.0	0.0	0.0	0.0	0.0	0.0	0.0	0.0	0.0	0.0	0.0	0.0	0.0
Sulphur Closing Inv	0.0	0.0	0.0	0.0	0.0	0.0	0.0	0.0	0.0	0.0	0.0	0.0	0.0

Unit of Measurement: Gas and Gas equivalent products: 1000m3, Liquids: m3, Sulphur: MTS

VPR6200

Facility ID ABGS0006445

Facility Name MANCAL FERRIER 13-31

Facility Licence # 6206

Facility Operator A2TG TQN

Production Month	201701	201702	201703	201704	201705	201706	201707	201708	201709	201710	201711	201712	Totals
Receipts													
Receipts from Alberta Facilities	3,170.3	2,731.1	2,871.9	3,016.5	2,765.9	2,934.2	2,958.3	2,994.1	2,584.8	2,848.8	2,643.7	2,649.8	34,169.4
Receipts from Non-Alberta Facilities	0.0	0.0	0.0	0.0	0.0	0.0	0.0	0.0	0.0	0.0	0.0	0.0	0.0
Dispositions													
Disposition													
Battery	0.0	0.0	0.0	0.0	0.0	0.0	0.0	0.0	0.0	0.0	0.0	0.0	0.0
Gas Gathering System	3,102.8	2,724.6	2,722.9	2,941.1	2,807.2	3,018.8	2,984.9	2,947.7	2,549.2	2,835.1	2,602.0	2,623.2	33,859.5
Gas Plant	0.0	0.0	0.0	0.0	0.0	0.0	0.0	0.0	0.0	0.0	0.0	0.0	0.0
Injection Facility	0.0	0.0	0.0	0.0	0.0	0.0	0.0	0.0	0.0	0.0	0.0	0.0	0.0
Meter Station	0.0	0.0	0.0	0.0	0.0	0.0	0.0	0.0	0.0	0.0	0.0	0.0	0.0
Other	0.0	0.0	0.0	0.0	0.0	0.0	0.0	0.0	0.0	0.0	0.0	0.0	0.0
Alberta Commercial	0.0	0.0	0.0	0.0	0.0	0.0	0.0	0.0	0.0	0.0	0.0	0.0	0.0
Alberta Industrial	0.0	0.0	0.0	0.0	0.0	0.0	0.0	0.0	0.0	0.0	0.0	0.0	0.0
Alberta Residential	0.0	0.0	0.0	0.0	0.0	0.0	0.0	0.0	0.0	0.0	0.0	0.0	0.0
Alberta Elec.Generation	0.0	0.0	0.0	0.0	0.0	0.0	0.0	0.0	0.0	0.0	0.0	0.0	0.0
Shrinkage													
Acid Gas	0.0	0.0	0.0	0.0	0.0	0.0	0.0	0.0	0.0	0.0	0.0	0.0	0.0
Other products	4.8	2.9	5.8	0.0	5.4	1.8	1.3	1.7	2.3	6.2	6.9	9.0	48.1
Fuel	136.1	129.5	123.9	124.1	118.2	125.5	121.3	119.5	114.1	121.0	127.2	120.2	1,480.6
Flared	0.0	0.0	0.4	0.0	0.0	0.0	0.2	0.0	0.3	1.0	0.6	0.8	3.3
Vented	0.0	0.0	0.0	12.6	13.0	4.3	0.0	0.2	0.0	0.0	0.0	0.0	30.1
Diff and Other	-73.4	-125.9	18.9	-61.3	-177.9	-216.2	-149.4	-75.0	-81.1	-114.5	-93.0	-103.4	-1,252.2
Process and Frac													
Pentanes Plus	23.0	13.9	28.2	0.0	25.9	8.9	6.3	8.3	10.9	29.8	33.4	43.7	232.3
Propane	0.0	0.0	0.0	0.0	0.0	0.0	0.0	0.0	0.0	0.0	0.0	0.0	0.0
Butanes	0.0	0.0	0.0	0.0	0.0	0.0	0.0	0.0	0.0	0.0	0.0	0.0	0.0
Ethane	0.0	0.0	0.0	0.0	0.0	0.0	0.0	0.0	0.0	0.0	0.0	0.0	0.0
NGL	0.0	0.0	0.0	0.0	0.0	0.0	0.0	0.0	0.0	0.0	0.0	0.0	0.0
Sulphur	0.0	0.0	0.0	0.0	0.0	0.0	0.0	0.0	0.0	0.0	0.0	0.0	0.0
Sulphur Closing Inv	0.0	0.0	0.0	0.0	0.0	0.0	0.0	0.0	0.0	0.0	0.0	0.0	0.0

Unit of Measurement: Gas and Gas equivalent products: 1000m3, Liquids: m3, Sulphur: MTS

VPR6200
Facility ID ABGS0006454

Facility Name BERLAND SWEET PLANT 14-15-5--24W5

Facility Licence # 26841

Facility Operator A573 TOURMALINE

Production Month	201701	201702	201703	201704	201705	201706	201707	201708	201709	201710	201711	201712	Totals
Receipts													
Receipts from Alberta Facilities	79,515.6	76,304.3	92,699.1	91,688.4	88,223.8	84,197.3	81,737.6	78,759.5	71,532.7	83,514.5	79,498.0	83,733.9	991,404.7
Receipts from Non-Alberta Facilities	0.0	0.0	0.0	0.0	0.0	0.0	0.0	0.0	0.0	0.0	0.0	0.0	0.0
Dispositions													
Disposition													
Battery	0.0	0.0	0.0	0.0	0.0	0.0	0.0	0.0	0.0	0.0	0.0	0.0	0.0
Gas Gathering System	0.0	0.0	0.0	0.0	0.0	0.0	0.0	0.0	0.0	0.0	0.0	0.0	0.0
Gas Plant	77,814.7	74,818.1	90,310.1	89,582.6	86,255.7	82,560.2	80,844.8	78,069.7	71,535.4	84,832.5	78,280.7	81,866.7	976,771.2
Injection Facility	0.0	0.0	0.0	0.0	0.0	0.0	0.0	0.0	0.0	0.0	0.0	0.0	0.0
Meter Station	0.0	0.0	0.0	0.0	0.0	0.0	0.0	0.0	0.0	0.0	0.0	0.0	0.0
Other	0.0	0.0	0.0	0.0	0.0	0.0	0.0	0.0	0.0	0.0	0.0	0.0	0.0
Alberta Commercial	0.0	0.0	0.0	0.0	0.0	0.0	0.0	0.0	0.0	0.0	0.0	0.0	0.0
Alberta Industrial	0.0	0.0	0.0	0.0	0.0	0.0	0.0	0.0	0.0	0.0	0.0	0.0	0.0
Alberta Residential	0.0	0.0	0.0	0.0	0.0	0.0	0.0	0.0	0.0	0.0	0.0	0.0	0.0
Alberta Elec.Generation	0.0	0.0	0.0	0.0	0.0	0.0	0.0	0.0	0.0	0.0	0.0	0.0	0.0
Shrinkage													
Acid Gas	0.0	0.0	0.0	0.0	0.0	0.0	0.0	0.0	0.0	0.0	0.0	0.0	0.0
Other products	1.2	0.8	2.5	0.6	0.5	0.7	0.0	0.0	0.0	0.0	0.0	0.0	6.3
Fuel	474.9	649.9	707.8	702.2	732.7	652.9	0.0	0.0	0.0	0.0	0.0	0.0	3,920.4
Flared	0.0	0.0	0.0	0.0	0.0	0.0	0.0	0.0	0.0	0.0	0.0	0.0	0.0
Vented	0.7	0.8	0.3	0.5	1.5	1.0	0.0	0.0	0.0	0.0	0.0	0.0	4.8
Diff and Other	1,224.1	834.7	1,678.4	1,402.5	1,233.4	982.5	892.8	689.8	-2.7	-1,318.0	1,217.3	1,867.2	10,702.0
Process and Frac													
Pentanes Plus	6.0	3.9	12.0	2.8	2.2	3.3	0.0	0.0	0.0	0.0	0.0	0.0	30.2
Propane	0.0	0.0	0.0	0.0	0.0	0.0	0.0	0.0	0.0	0.0	0.0	0.0	0.0
Butanes	0.0	0.0	0.0	0.0	0.0	0.0	0.0	0.0	0.0	0.0	0.0	0.0	0.0
Ethane	0.0	0.0	0.0	0.0	0.0	0.0	0.0	0.0	0.0	0.0	0.0	0.0	0.0
NGL	0.0	0.0	0.0	0.0	0.0	0.0	0.0	0.0	0.0	0.0	0.0	0.0	0.0
Sulphur	0.0	0.0	0.0	0.0	0.0	0.0	0.0	0.0	0.0	0.0	0.0	0.0	0.0
Sulphur Closing Inv	0.0	0.0	0.0	0.0	0.0	0.0	0.0	0.0	0.0	0.0	0.0	0.0	0.0

Unit of Measurement: Gas and Gas equivalent products: 1000m3, Liquids: m3, Sulphur: MTS

VPR6200

Facility ID ABGS0006468

Facility Name VISTA MIDSTREAM 07-34

Facility Licence # 13915

Facility Operator A5A3 PEMBINA GASSER

Production Month	201701	201702	201703	201704	201705	201706	201707	201708	201709	201710	201711	201712	Totals
Receipts													
Receipts from Alberta Facilities	810.6	668.1	754.9	785.3	553.5	936.2	684.5	646.5	798.7	861.7	767.6	840.4	9,108.0
Receipts from Non-Alberta Facilities	0.0	0.0	0.0	0.0	0.0	0.0	0.0	0.0	0.0	0.0	0.0	0.0	0.0
Dispositions													
Disposition													
Battery	0.0	0.0	0.0	0.0	0.0	0.0	0.0	0.0	0.0	0.0	0.0	0.0	0.0
Gas Gathering System	739.0	600.8	618.9	712.8	474.8	862.7	615.3	584.7	744.7	796.1	711.4	772.0	8,233.2
Gas Plant	0.0	0.0	0.0	0.0	0.0	0.0	0.0	0.0	0.0	0.0	0.0	0.0	0.0
Injection Facility	0.0	0.0	0.0	0.0	0.0	0.0	0.0	0.0	0.0	0.0	0.0	0.0	0.0
Meter Station	0.0	0.0	0.0	0.0	0.0	0.0	0.0	0.0	0.0	0.0	0.0	0.0	0.0
Other	0.0	0.0	0.0	0.0	0.0	0.0	0.0	0.0	0.0	0.0	0.0	0.0	0.0
Alberta Commercial	0.0	0.0	0.0	0.0	0.0	0.0	0.0	0.0	0.0	0.0	0.0	0.0	0.0
Alberta Industrial	0.0	0.0	0.0	0.0	0.0	0.0	0.0	0.0	0.0	0.0	0.0	0.0	0.0
Alberta Residential	0.0	0.0	0.0	0.0	0.0	0.0	0.0	0.0	0.0	0.0	0.0	0.0	0.0
Alberta Elec.Generation	0.0	0.0	0.0	0.0	0.0	0.0	0.0	0.0	0.0	0.0	0.0	0.0	0.0
Shrinkage													
Acid Gas	0.0	0.0	0.0	0.0	0.0	0.0	0.0	0.0	0.0	0.0	0.0	0.0	0.0
Other products	4.7	0.0	0.0	0.0	0.0	0.0	0.0	0.0	0.0	0.0	0.0	0.0	4.7
Fuel	71.6	67.3	68.0	72.5	78.7	73.5	69.2	61.8	54.0	65.6	56.2	68.4	806.8
Flared	0.0	0.0	0.0	0.0	0.0	0.0	0.0	0.0	0.0	0.0	0.0	0.0	0.0
Vented	0.0	0.0	0.0	0.0	0.0	0.0	0.0	0.0	0.0	0.0	0.0	0.0	0.0
Diff and Other	-4.7	0.0	68.0	0.0	0.0	0.0	0.0	0.0	0.0	0.0	0.0	0.0	63.3
Process and Frac													
Pentanes Plus	22.7	0.0	0.0	0.0	0.0	0.0	0.0	0.0	0.0	0.0	0.0	0.0	22.7
Propane	0.0	0.0	0.0	0.0	0.0	0.0	0.0	0.0	0.0	0.0	0.0	0.0	0.0
Butanes	0.0	0.0	0.0	0.0	0.0	0.0	0.0	0.0	0.0	0.0	0.0	0.0	0.0
Ethane	0.0	0.0	0.0	0.0	0.0	0.0	0.0	0.0	0.0	0.0	0.0	0.0	0.0
NGL	0.0	0.0	0.0	0.0	0.0	0.0	0.0	0.0	0.0	0.0	0.0	0.0	0.0
Sulphur	0.0	0.0	0.0	0.0	0.0	0.0	0.0	0.0	0.0	0.0	0.0	0.0	0.0
Sulphur Closing Inv	0.0	0.0	0.0	0.0	0.0	0.0	0.0	0.0	0.0	0.0	0.0	0.0	0.0

Unit of Measurement: Gas and Gas equivalent products: 1000m3, Liquids: m3, Sulphur: MTS

VPR6200
Facility ID ABGS0006470

Facility Name VISTA MIDSTREAM CHIME 08-13

Facility Licence # 13909

Facility Operator A5A3 PEMBINA GASSER

Production Month	201701	201702	201703	201704	201705	201706	201707	201708	201709	201710	201711	201712	Totals
Receipts													
Receipts from Alberta Facilities	8,564.8	8,694.4	5,193.1	3,527.3	1,961.0	1,877.9	10,106.7	9,659.9	8,738.9	8,482.6	7,614.6	9,566.2	83,987.4
Receipts from Non-Alberta Facilities	0.0	0.0	0.0	0.0	0.0	0.0	0.0	0.0	0.0	0.0	0.0	0.0	0.0
Dispositions													
Disposition													
Battery	0.0	0.0	0.0	0.0	0.0	0.0	0.0	0.0	0.0	0.0	0.0	0.0	0.0
Gas Gathering System	8,564.5	8,581.7	5,005.5	3,356.6	1,827.3	1,722.9	10,093.0	9,512.1	8,630.3	8,389.1	7,489.7	9,327.7	82,500.4
Gas Plant	0.0	0.0	0.0	0.0	0.0	0.0	0.0	0.0	0.0	0.0	0.0	0.0	0.0
Injection Facility	0.0	0.0	0.0	0.0	0.0	0.0	0.0	0.0	0.0	0.0	0.0	0.0	0.0
Meter Station	0.0	0.0	0.0	0.0	0.0	0.0	0.0	0.0	0.0	0.0	0.0	0.0	0.0
Other	0.0	0.0	0.0	0.0	0.0	0.0	0.0	0.0	0.0	0.0	0.0	0.0	0.0
Alberta Commercial	0.0	0.0	0.0	0.0	0.0	0.0	0.0	0.0	0.0	0.0	0.0	0.0	0.0
Alberta Industrial	0.0	0.0	0.0	0.0	0.0	0.0	0.0	0.0	0.0	0.0	0.0	0.0	0.0
Alberta Residential	0.0	0.0	0.0	0.0	0.0	0.0	0.0	0.0	0.0	0.0	0.0	0.0	0.0
Alberta Elec.Generation	0.0	0.0	0.0	0.0	0.0	0.0	0.0	0.0	0.0	0.0	0.0	0.0	0.0
Shrinkage													
Acid Gas	0.0	0.0	0.0	0.0	0.0	0.0	0.0	0.0	0.0	0.0	0.0	0.0	0.0
Other products	0.0	0.0	0.0	0.0	0.0	0.0	1.0	0.0	0.0	0.1	0.7	0.5	2.3
Fuel	272.1	257.6	211.1	194.3	116.7	113.5	280.9	275.8	275.3	281.7	267.3	279.8	2,826.1
Flared	0.0	0.0	0.0	0.0	0.0	0.0	0.0	0.0	0.0	0.0	0.0	0.0	0.0
Vented	0.0	0.0	0.0	0.0	0.0	0.0	0.0	0.0	0.0	0.0	0.0	0.0	0.0
Diff and Other	-271.8	-144.9	-23.5	-23.6	17.0	40.5	-267.2	-128.0	-166.7	-188.3	-143.1	-41.8	-1,341.4
Process and Frac													
Pentanes Plus	0.0	0.0	0.0	0.0	0.0	4.7	0.0	0.0	0.0	0.6	3.5	2.5	11.3
Propane	0.0	0.0	0.0	0.0	0.0	0.0	0.0	0.0	0.0	0.0	0.0	0.0	0.0
Butanes	0.0	0.0	0.0	0.0	0.0	0.0	0.0	0.0	0.0	0.0	0.0	0.0	0.0
Ethane	0.0	0.0	0.0	0.0	0.0	0.0	0.0	0.0	0.0	0.0	0.0	0.0	0.0
NGL	0.0	0.0	0.0	0.0	0.0	0.0	0.0	0.0	0.0	0.0	0.0	0.0	0.0
Sulphur	0.0	0.0	0.0	0.0	0.0	0.0	0.0	0.0	0.0	0.0	0.0	0.0	0.0
Sulphur Closing Inv	0.0	0.0	0.0	0.0	0.0	0.0	0.0	0.0	0.0	0.0	0.0	0.0	0.0

Unit of Measurement: Gas and Gas equivalent products: 1000m3, Liquids: m3, Sulphur: MTS

VPR6200

Facility ID ABGS0006474

Facility Name WILD RIVER 8-30-57-24w5

Facility Licence # 27315

Facility Operator OHE9 CNRL

Production Month	201701	201702	201703	201704	201705	201706	201707	201708	201709	201710	201711	201712	Totals
Receipts													
Receipts from Alberta Facilities	9,837.6	8,822.1	9,717.1	9,379.2	9,844.9	9,051.7	9,898.3	8,210.5	9,599.5	9,704.5	8,527.6	8,697.4	111,290.4
Receipts from Non-Alberta Facilities	0.0	0.0	0.0	0.0	0.0	0.0	0.0	0.0	0.0	0.0	0.0	0.0	0.0
Dispositions													
Disposition													
Battery	0.0	0.0	0.0	0.0	0.0	0.0	0.0	0.0	0.0	0.0	0.0	0.0	0.0
Gas Gathering System	10,011.2	8,882.9	9,854.1	9,331.5	9,791.9	8,973.6	9,838.2	8,168.9	9,531.6	9,566.7	8,226.7	8,235.1	110,412.4
Gas Plant	0.0	0.0	0.0	0.0	0.0	0.0	0.0	0.0	0.0	0.0	0.0	0.0	0.0
Injection Facility	0.0	0.0	0.0	0.0	0.0	0.0	0.0	0.0	0.0	0.0	0.0	0.0	0.0
Meter Station	0.0	0.0	0.0	0.0	0.0	0.0	0.0	0.0	0.0	0.0	0.0	0.0	0.0
Other	0.0	0.0	0.0	0.0	0.0	0.0	0.0	0.0	0.0	0.0	0.0	0.0	0.0
Alberta Commercial	0.0	0.0	0.0	0.0	0.0	0.0	0.0	0.0	0.0	0.0	0.0	0.0	0.0
Alberta Industrial	0.0	0.0	0.0	0.0	0.0	0.0	0.0	0.0	0.0	0.0	0.0	0.0	0.0
Alberta Residential	0.0	0.0	0.0	0.0	0.0	0.0	0.0	0.0	0.0	0.0	0.0	0.0	0.0
Alberta Elec.Generation	0.0	0.0	0.0	0.0	0.0	0.0	0.0	0.0	0.0	0.0	0.0	0.0	0.0
Shrinkage													
Acid Gas	0.0	0.0	0.0	0.0	0.0	0.0	0.0	0.0	0.0	0.0	0.0	0.0	0.0
Other products	85.6	83.8	79.6	95.0	80.2	61.8	76.1	67.5	73.4	80.9	78.8	67.9	930.6
Fuel	431.2	390.7	425.4	403.0	423.2	382.8	442.5	353.9	412.1	458.0	460.6	504.6	5,088.0
Flared	0.8	0.8	0.8	0.5	1.0	0.0	0.0	0.8	2.0	0.2	3.6	0.0	10.5
Vented	0.1	0.1	0.2	0.1	0.2	0.2	0.0	0.4	0.0	0.0	0.0	0.0	1.3
Diff and Other	-691.3	-536.2	-643.0	-450.9	-451.6	-366.7	-458.5	-381.0	-419.6	-401.3	-242.1	-110.2	-5,152.4
Process and Frac													
Pentanes Plus	414.4	405.7	385.0	459.7	387.9	299.0	368.3	326.7	355.3	391.6	381.4	328.7	4,503.7
Propane	0.0	0.0	0.0	0.0	0.0	0.0	0.0	0.0	0.0	0.0	0.0	0.0	0.0
Butanes	0.0	0.0	0.0	0.0	0.0	0.0	0.0	0.0	0.0	0.0	0.0	0.0	0.0
Ethane	0.0	0.0	0.0	0.0	0.0	0.0	0.0	0.0	0.0	0.0	0.0	0.0	0.0
NGL	0.0	0.0	0.0	0.0	0.0	0.0	0.0	0.0	0.0	0.0	0.0	0.0	0.0
Sulphur	0.0	0.0	0.0	0.0	0.0	0.0	0.0	0.0	0.0	0.0	0.0	0.0	0.0
Sulphur Closing Inv	0.0	0.0	0.0	0.0	0.0	0.0	0.0	0.0	0.0	0.0	0.0	0.0	0.0

Unit of Measurement: Gas and Gas equivalent products: 1000m3, Liquids: m3, Sulphur: MTS

VPR6200
Facility ID ABGS0006480

Facility Name Onyx Oil and Gas Hills Down 06-20

Facility Licence # Not Licenced

Facility Operator A2JR GEAR

Production Month	201701	201702	201703	201704	201705	201706	201707	201708	201709	201710	201711	201712	Totals
Receipts													
Receipts from Alberta Facilities	831.3	801.2	892.0	908.6	921.3	856.8	910.8	882.4	830.8	885.5	788.2	764.8	10,273.7
Receipts from Non-Alberta Facilities	0.0	0.0	0.0	0.0	0.0	0.0	0.0	0.0	0.0	0.0	0.0	0.0	0.0
Dispositions													
Disposition													
Battery	0.0	0.0	0.0	0.0	0.0	0.0	0.0	0.0	0.0	0.0	0.0	0.0	0.0
Gas Gathering System	775.8	724.5	808.0	823.2	820.5	782.7	873.3	829.2	759.0	806.6	750.9	741.1	9,494.8
Gas Plant	0.0	0.0	0.0	0.0	0.0	0.0	0.0	0.0	0.0	0.0	0.0	0.0	0.0
Injection Facility	0.0	0.0	0.0	0.0	0.0	0.0	0.0	0.0	0.0	0.0	0.0	0.0	0.0
Meter Station	0.0	0.0	0.0	0.0	0.0	0.0	0.0	0.0	0.0	0.0	0.0	0.0	0.0
Other	0.0	0.0	0.0	0.0	0.0	0.0	0.0	0.0	0.0	0.0	0.0	0.0	0.0
Alberta Commercial	0.0	0.0	0.0	0.0	0.0	0.0	0.0	0.0	0.0	0.0	0.0	0.0	0.0
Alberta Industrial	0.0	0.0	0.0	0.0	0.0	0.0	0.0	0.0	0.0	0.0	0.0	0.0	0.0
Alberta Residential	0.0	0.0	0.0	0.0	0.0	0.0	0.0	0.0	0.0	0.0	0.0	0.0	0.0
Alberta Elec.Generation	0.0	0.0	0.0	0.0	0.0	0.0	0.0	0.0	0.0	0.0	0.0	0.0	0.0
Shrinkage													
Acid Gas	0.0	0.0	0.0	0.0	0.0	0.0	0.0	0.0	0.0	0.0	0.0	0.0	0.0
Other products	0.9	2.1	0.8	2.8	1.4	0.1	0.8	0.8	0.7	0.8	0.9	1.6	13.7
Fuel	0.0	0.0	0.0	0.0	0.0	0.0	0.0	0.0	0.0	0.0	0.0	0.0	0.0
Flared	0.0	0.0	0.0	0.0	0.0	0.0	0.0	0.0	0.0	0.0	0.0	0.0	0.0
Vented	0.0	0.0	0.0	0.0	0.0	0.0	0.0	0.0	0.0	0.0	0.0	0.0	0.0
Diff and Other	54.6	74.6	83.2	82.6	99.4	74.0	36.7	52.4	71.1	78.1	36.4	22.1	765.2
Process and Frac													
Pentanes Plus	4.5	10.4	3.9	13.7	6.8	0.6	3.7	3.7	3.3	4.0	4.3	7.9	66.8
Propane	0.0	0.0	0.0	0.0	0.0	0.0	0.0	0.0	0.0	0.0	0.0	0.0	0.0
Butanes	0.0	0.0	0.0	0.0	0.0	0.0	0.0	0.0	0.0	0.0	0.0	0.0	0.0
Ethane	0.0	0.0	0.0	0.0	0.0	0.0	0.0	0.0	0.0	0.0	0.0	0.0	0.0
NGL	0.0	0.0	0.0	0.0	0.0	0.0	0.0	0.0	0.0	0.0	0.0	0.0	0.0
Sulphur	0.0	0.0	0.0	0.0	0.0	0.0	0.0	0.0	0.0	0.0	0.0	0.0	0.0
Sulphur Closing Inv	0.0	0.0	0.0	0.0	0.0	0.0	0.0	0.0	0.0	0.0	0.0	0.0	0.0

Unit of Measurement: Gas and Gas equivalent products: 1000m3, Liquids: m3, Sulphur: MTS

VPR6200

Facility ID ABGS0006485

Facility Name FERRIER 10-36-38-8w5 HP

Facility Licence # 6767

Facility Operator OHE9 CNRL

Production Month	201701	201702	201703	201704	201705	201706	201707	201708	201709	201710	201711	201712	Totals
Receipts													
Receipts from Alberta Facilities	2,151.1	1,874.3	2,051.7	1,970.0	2,026.7	1,931.1	2,013.4	1,937.6	1,897.6	1,863.6	1,802.1	1,841.0	23,360.2
Receipts from Non-Alberta Facilities	0.0	0.0	0.0	0.0	0.0	0.0	0.0	0.0	0.0	0.0	0.0	0.0	0.0
Dispositions													
Disposition													
Battery	0.0	0.0	0.0	0.0	0.0	0.0	0.0	0.0	0.0	0.0	0.0	0.0	0.0
Gas Gathering System	2,120.6	1,848.4	2,021.5	1,938.2	2,000.9	1,911.7	1,991.1	1,929.0	1,883.9	1,865.4	1,775.4	1,767.3	23,053.4
Gas Plant	0.0	0.0	0.0	0.0	0.0	0.0	0.0	0.0	0.0	0.0	0.0	0.0	0.0
Injection Facility	0.0	0.0	0.0	0.0	0.0	0.0	0.0	0.0	0.0	0.0	0.0	0.0	0.0
Meter Station	0.0	0.0	0.0	0.0	0.0	0.0	0.0	0.0	0.0	0.0	0.0	0.0	0.0
Other	0.0	0.0	0.0	0.0	0.0	0.0	0.0	0.0	0.0	0.0	0.0	0.0	0.0
Alberta Commercial	0.0	0.0	0.0	0.0	0.0	0.0	0.0	0.0	0.0	0.0	0.0	0.0	0.0
Alberta Industrial	0.0	0.0	0.0	0.0	0.0	0.0	0.0	0.0	0.0	0.0	0.0	0.0	0.0
Alberta Residential	0.0	0.0	0.0	0.0	0.0	0.0	0.0	0.0	0.0	0.0	0.0	0.0	0.0
Alberta Elec.Generation	0.0	0.0	0.0	0.0	0.0	0.0	0.0	0.0	0.0	0.0	0.0	0.0	0.0
Shrinkage													
Acid Gas	0.0	0.0	0.0	0.0	0.0	0.0	0.0	0.0	0.0	0.0	0.0	0.0	0.0
Other products	49.9	38.6	45.0	41.4	36.5	29.6	33.9	31.1	34.7	33.5	14.9	33.8	422.9
Fuel	0.0	0.0	0.0	0.0	0.0	0.0	0.0	0.0	0.0	0.0	0.0	0.0	0.0
Flared	0.0	0.0	0.0	0.0	0.0	0.0	0.0	0.0	0.0	0.0	0.0	0.0	0.0
Vented	0.0	0.0	0.0	0.0	0.0	0.0	0.0	0.0	0.0	0.0	0.0	0.0	0.0
Diff and Other	-19.4	-12.7	-14.8	-9.6	-10.7	-10.2	-11.6	-22.5	-21.0	-35.3	11.8	39.9	-116.1
Process and Frac													
Pentanes Plus	241.6	187.0	217.6	200.3	176.6	143.4	164.0	150.4	167.7	162.3	71.9	163.7	2,046.5
Propane	0.0	0.0	0.0	0.0	0.0	0.0	0.0	0.0	0.0	0.0	0.0	0.0	0.0
Butanes	0.0	0.0	0.0	0.0	0.0	0.0	0.0	0.0	0.0	0.0	0.0	0.0	0.0
Ethane	0.0	0.0	0.0	0.0	0.0	0.0	0.0	0.0	0.0	0.0	0.0	0.0	0.0
NGL	0.0	0.0	0.0	0.0	0.0	0.0	0.0	0.0	0.0	0.0	0.0	0.0	0.0
Sulphur	0.0	0.0	0.0	0.0	0.0	0.0	0.0	0.0	0.0	0.0	0.0	0.0	0.0
Sulphur Closing Inv	0.0	0.0	0.0	0.0	0.0	0.0	0.0	0.0	0.0	0.0	0.0	0.0	0.0

Unit of Measurement: Gas and Gas equivalent products: 1000m3, Liquids: m3, Sulphur: MTS

VPR6200

Facility ID ABGS0075425

Facility Name TAURUS GGS AND COMP 14-31-81-12W6

Facility Licence # 16759

Facility Operator A52E GLENOGLE

Production Month	201701	201702	201703	201704	201705	201706	201707	201708	201709	201710	201711	201712	Totals
Receipts													
Receipts from Alberta Facilities	2,076.3	1,672.3	1,960.0	1,722.5	1,542.7	614.6	1,101.3	1,370.1	1,369.7	1,174.0	1,299.6	1,222.2	17,125.3
Receipts from Non-Alberta Facilities	0.0	0.0	0.0	0.0	0.0	0.0	0.0	0.0	0.0	0.0	0.0	0.0	0.0
Dispositions													
Disposition													
Battery	0.0	0.0	0.0	0.0	0.0	0.0	0.0	0.0	0.0	0.0	0.0	0.0	0.0
Gas Gathering System	2,076.3	1,672.3	1,960.0	1,722.5	1,542.7	614.6	181.1	299.9	476.4	719.2	438.3	134.4	11,837.7
Gas Plant	0.0	0.0	0.0	0.0	0.0	0.0	0.0	0.0	0.0	0.0	0.0	0.0	0.0
Injection Facility	0.0	0.0	0.0	0.0	0.0	0.0	920.2	1,069.8	834.3	454.8	861.4	1,087.8	5,228.3
Meter Station	0.0	0.0	0.0	0.0	0.0	0.0	0.0	0.0	0.0	0.0	0.0	0.0	0.0
Other	0.0	0.0	0.0	0.0	0.0	0.0	0.0	0.0	0.0	0.0	0.0	0.0	0.0
Alberta Commercial	0.0	0.0	0.0	0.0	0.0	0.0	0.0	0.0	0.0	0.0	0.0	0.0	0.0
Alberta Industrial	0.0	0.0	0.0	0.0	0.0	0.0	0.0	0.0	0.0	0.0	0.0	0.0	0.0
Alberta Residential	0.0	0.0	0.0	0.0	0.0	0.0	0.0	0.0	0.0	0.0	0.0	0.0	0.0
Alberta Elec.Generation	0.0	0.0	0.0	0.0	0.0	0.0	0.0	0.0	0.0	0.0	0.0	0.0	0.0
Shrinkage													
Acid Gas	0.0	0.0	0.0	0.0	0.0	0.0	0.0	0.0	0.0	0.0	0.0	0.0	0.0
Other products	0.0	0.0	0.0	0.0	0.0	0.0	0.0	2.4	0.0	0.0	0.0	0.0	2.4
Fuel	0.0	0.0	0.0	0.0	0.0	0.0	0.0	0.0	0.0	0.0	0.0	0.0	0.0
Flared	0.0	0.0	0.0	0.0	0.0	0.0	0.0	0.0	0.0	0.0	0.0	0.0	0.0
Vented	0.0	0.0	0.0	0.0	0.0	0.0	0.0	0.0	0.0	0.0	0.0	0.0	0.0
Diff and Other	0.0	0.0	0.0	0.0	0.0	0.0	0.0	-2.0	59.0	0.0	-0.1	0.0	56.9
Process and Frac													
Pentanes Plus	0.0	0.0	0.0	0.0	0.0	0.0	0.0	4.2	0.0	0.0	0.0	0.0	4.2
Propane	0.0	0.0	0.0	0.0	0.0	0.0	0.0	0.0	0.0	0.0	0.0	0.0	0.0
Butanes	0.0	0.0	0.0	0.0	0.0	0.0	0.0	0.0	0.0	0.0	0.0	0.0	0.0
Ethane	0.0	0.0	0.0	0.0	0.0	0.0	0.0	0.0	0.0	0.0	0.0	0.0	0.0
NGL	0.0	0.0	0.0	0.0	0.0	0.0	0.0	6.3	0.0	0.0	0.0	0.0	6.3
Sulphur	0.0	0.0	0.0	0.0	0.0	0.0	0.0	0.0	0.0	0.0	0.0	0.0	0.0
Sulphur Closing Inv	0.0	0.0	0.0	0.0	0.0	0.0	0.0	0.0	0.0	0.0	0.0	0.0	0.0

Unit of Measurement: Gas and Gas equivalent products: 1000m3, Liquids: m3, Sulphur: MTS

VPR6200

Facility ID ABGS0075564

Facility Name NORTHROCK 6-27-63-8W6 GGS

Facility Licence # 27420

Facility Operator A2TG TQN

Production Month	201701	201702	201703	201704	201705	201706	201707	201708	201709	201710	201711	201712	Totals
Receipts													
Receipts from Alberta Facilities	772.3	431.6	370.9	435.1	474.8	614.6	852.8	1,306.9	1,147.2	1,176.0	1,053.6	1,019.5	9,655.3
Receipts from Non-Alberta Facilities	0.0	0.0	0.0	0.0	0.0	0.0	0.0	0.0	0.0	0.0	0.0	0.0	0.0
Dispositions													
Disposition													
Battery	0.0	0.0	0.0	0.0	0.0	0.0	0.0	0.0	0.0	0.0	0.0	0.0	0.0
Gas Gathering System	836.9	425.9	378.9	418.6	407.5	594.9	872.8	1,361.7	1,043.7	1,061.1	775.0	866.9	9,043.9
Gas Plant	0.0	0.0	0.0	0.0	0.0	0.0	0.0	0.0	0.0	0.0	0.0	0.0	0.0
Injection Facility	0.0	0.0	0.0	0.0	0.0	0.0	0.0	0.0	0.0	0.0	0.0	0.0	0.0
Meter Station	0.0	0.0	0.0	0.0	0.0	0.0	0.0	0.0	0.0	0.0	0.0	0.0	0.0
Other	0.0	0.0	0.0	0.0	0.0	0.0	0.0	0.0	0.0	0.0	0.0	0.0	0.0
Alberta Commercial	0.0	0.0	0.0	0.0	0.0	0.0	0.0	0.0	0.0	0.0	0.0	0.0	0.0
Alberta Industrial	0.0	0.0	0.0	0.0	0.0	0.0	0.0	0.0	0.0	0.0	0.0	0.0	0.0
Alberta Residential	0.0	0.0	0.0	0.0	0.0	0.0	0.0	0.0	0.0	0.0	0.0	0.0	0.0
Alberta Elec.Generation	0.0	0.0	0.0	0.0	0.0	0.0	0.0	0.0	0.0	0.0	0.0	0.0	0.0
Shrinkage													
Acid Gas	0.0	0.0	0.0	0.0	0.0	0.0	0.0	0.0	0.0	0.0	0.0	0.0	0.0
Other products	0.9	1.2	0.0	0.1	0.4	0.6	1.9	0.0	0.0	0.0	0.0	0.0	5.1
Fuel	14.2	7.8	11.2	36.2	36.6	24.1	65.8	24.5	28.6	21.6	69.1	29.7	369.4
Flared	0.0	0.0	0.0	0.0	0.0	0.0	0.0	0.0	0.0	0.0	0.0	0.0	0.0
Vented	0.0	0.0	0.0	0.0	0.0	0.0	0.0	0.0	0.0	0.0	0.0	0.0	0.0
Diff and Other	-79.7	-3.3	-19.2	-19.8	30.3	-5.0	-87.7	-79.3	74.9	93.3	209.5	122.9	236.9
Process and Frac													
Pentanes Plus	4.2	5.7	0.0	0.5	2.0	3.1	9.0	0.0	0.0	0.0	0.0	0.0	24.5
Propane	0.0	0.0	0.0	0.0	0.0	0.0	0.0	0.0	0.0	0.0	0.0	0.0	0.0
Butanes	0.0	0.0	0.0	0.0	0.0	0.0	0.0	0.0	0.0	0.0	0.0	0.0	0.0
Ethane	0.0	0.0	0.0	0.0	0.0	0.0	0.0	0.0	0.0	0.0	0.0	0.0	0.0
NGL	0.0	0.0	0.0	0.0	0.0	0.0	0.0	0.0	0.0	0.0	0.0	0.0	0.0
Sulphur	0.0	0.0	0.0	0.0	0.0	0.0	0.0	0.0	0.0	0.0	0.0	0.0	0.0
Sulphur Closing Inv	0.0	0.0	0.0	0.0	0.0	0.0	0.0	0.0	0.0	0.0	0.0	0.0	0.0

Unit of Measurement: Gas and Gas equivalent products: 1000m3, Liquids: m3, Sulphur: MTS

VPR6200
Facility ID ABGS0076834

Facility Name NRK GGS to Petro Canada Ferrier

Facility Licence # 25140

Facility Operator A2TG TQN

Production Month	201701	201702	201703	201704	201705	201706	201707	201708	201709	201710	201711	201712	Totals
Receipts													
Receipts from Alberta Facilities	1,702.2	1,472.5	1,622.3	1,625.2	1,147.9	945.7	1,927.4	1,536.2	1,763.7	1,626.5	1,396.2	1,395.8	18,161.6
Receipts from Non-Alberta Facilities	0.0	0.0	0.0	0.0	0.0	0.0	0.0	0.0	0.0	0.0	0.0	0.0	0.0
Dispositions													
Disposition													
Battery	0.0	0.0	0.0	0.0	0.0	0.0	0.0	0.0	0.0	0.0	0.0	0.0	0.0
Gas Gathering System	1,606.8	1,378.1	1,507.9	1,497.7	1,054.8	900.6	1,804.8	1,426.1	1,601.3	1,455.3	1,281.1	1,280.0	16,794.5
Gas Plant	0.0	0.0	0.0	0.0	0.0	0.0	0.0	0.0	0.0	0.0	0.0	0.0	0.0
Injection Facility	0.0	0.0	0.0	0.0	0.0	0.0	0.0	0.0	0.0	0.0	0.0	0.0	0.0
Meter Station	0.0	0.0	0.0	0.0	0.0	0.0	0.0	0.0	0.0	0.0	0.0	0.0	0.0
Other	0.0	0.0	0.0	0.0	0.0	0.0	0.0	0.0	0.0	0.0	0.0	0.0	0.0
Alberta Commercial	0.0	0.0	0.0	0.0	0.0	0.0	0.0	0.0	0.0	0.0	0.0	0.0	0.0
Alberta Industrial	0.0	0.0	0.0	0.0	0.0	0.0	0.0	0.0	0.0	0.0	0.0	0.0	0.0
Alberta Residential	0.0	0.0	0.0	0.0	0.0	0.0	0.0	0.0	0.0	0.0	0.0	0.0	0.0
Alberta Elec.Generation	0.0	0.0	0.0	0.0	0.0	0.0	0.0	0.0	0.0	0.0	0.0	0.0	0.0
Shrinkage													
Acid Gas	0.0	0.0	0.0	0.0	0.0	0.0	0.0	0.0	0.0	0.0	0.0	0.0	0.0
Other products	1.5	0.0	3.8	3.2	3.3	12.9	3.4	0.0	3.2	3.5	2.0	0.4	37.2
Fuel	108.5	94.9	93.7	60.6	65.9	40.0	103.7	92.7	100.4	106.5	104.3	108.8	1,080.0
Flared	0.1	0.0	0.3	0.3	0.3	0.7	0.3	0.1	0.2	1.0	0.5	0.2	4.0
Vented	0.0	0.0	0.0	0.0	0.0	0.0	0.0	0.0	0.0	0.0	0.0	0.0	0.0
Diff and Other	-14.7	-0.5	16.6	63.4	23.6	-8.5	15.2	17.3	58.6	60.2	8.3	6.4	245.9
Process and Frac													
Pentanes Plus	7.3	0.0	18.4	15.6	16.1	62.5	16.6	0.0	15.5	16.7	9.6	2.0	180.3
Propane	0.0	0.0	0.0	0.0	0.0	0.0	0.0	0.0	0.0	0.0	0.0	0.0	0.0
Butanes	0.0	0.0	0.0	0.0	0.0	0.0	0.0	0.0	0.0	0.0	0.0	0.0	0.0
Ethane	0.0	0.0	0.0	0.0	0.0	0.0	0.0	0.0	0.0	0.0	0.0	0.0	0.0
NGL	0.0	0.0	0.0	0.0	0.0	0.0	0.0	0.0	0.0	0.0	0.0	0.0	0.0
Sulphur	0.0	0.0	0.0	0.0	0.0	0.0	0.0	0.0	0.0	0.0	0.0	0.0	0.0
Sulphur Closing Inv	0.0	0.0	0.0	0.0	0.0	0.0	0.0	0.0	0.0	0.0	0.0	0.0	0.0

Unit of Measurement: Gas and Gas equivalent products: 1000m3, Liquids: m3, Sulphur: MTS

VPR6200

Facility ID ABGS0076868

Facility Name EAST CARBON 4-22-29-21W4 GGS

Facility Licence # 20153

Facility Operator A2TG TQN

Production Month	201701	201702	201703	201704	201705	201706	201707	201708	201709	201710	201711	201712	Totals
Receipts													
Receipts from Alberta Facilities	2,366.7	2,164.4	2,504.5	2,432.8	2,234.1	2,082.1	1,947.0	2,264.9	2,108.2	2,115.8	2,095.8	2,142.8	26,459.1
Receipts from Non-Alberta Facilities	0.0	0.0	0.0	0.0	0.0	0.0	0.0	0.0	0.0	0.0	0.0	0.0	0.0
Dispositions													
Disposition													
Battery	0.0	0.0	0.0	0.0	0.0	0.0	0.0	0.0	0.0	0.0	0.0	0.0	0.0
Gas Gathering System	2,174.1	2,000.7	2,296.2	2,180.2	2,234.1	2,082.1	1,947.0	2,264.9	2,108.2	2,115.8	2,095.8	2,142.8	25,641.9
Gas Plant	0.0	0.0	0.0	0.0	0.0	0.0	0.0	0.0	0.0	0.0	0.0	0.0	0.0
Injection Facility	0.0	0.0	0.0	0.0	0.0	0.0	0.0	0.0	0.0	0.0	0.0	0.0	0.0
Meter Station	0.0	0.0	0.0	0.0	0.0	0.0	0.0	0.0	0.0	0.0	0.0	0.0	0.0
Other	0.0	0.0	0.0	0.0	0.0	0.0	0.0	0.0	0.0	0.0	0.0	0.0	0.0
Alberta Commercial	0.0	0.0	0.0	0.0	0.0	0.0	0.0	0.0	0.0	0.0	0.0	0.0	0.0
Alberta Industrial	0.0	0.0	0.0	0.0	0.0	0.0	0.0	0.0	0.0	0.0	0.0	0.0	0.0
Alberta Residential	0.0	0.0	0.0	0.0	0.0	0.0	0.0	0.0	0.0	0.0	0.0	0.0	0.0
Alberta Elec.Generation	0.0	0.0	0.0	0.0	0.0	0.0	0.0	0.0	0.0	0.0	0.0	0.0	0.0
Shrinkage													
Acid Gas	0.0	0.0	0.0	0.0	0.0	0.0	0.0	0.0	0.0	0.0	0.0	0.0	0.0
Other products	0.8	0.2	0.1	0.1	0.0	0.0	0.0	0.0	0.0	0.0	0.0	0.0	1.2
Fuel	160.3	143.1	156.8	147.2	0.0	0.0	0.0	0.0	0.0	0.0	0.0	0.0	607.4
Flared	0.0	0.0	0.0	0.0	0.0	0.0	0.0	0.0	0.0	0.0	0.0	0.0	0.0
Vented	0.6	0.1	0.1	1.0	0.0	0.0	0.0	0.0	0.0	0.0	0.0	0.0	1.8
Diff and Other	30.9	20.3	51.3	104.3	0.0	0.0	0.0	0.0	0.0	0.0	0.0	0.0	206.8
Process and Frac													
Pentanes Plus	3.7	1.1	0.3	0.7	0.0	0.0	0.0	0.0	0.0	0.0	0.0	0.0	5.8
Propane	0.0	0.0	0.0	0.0	0.0	0.0	0.0	0.0	0.0	0.0	0.0	0.0	0.0
Butanes	0.0	0.0	0.0	0.0	0.0	0.0	0.0	0.0	0.0	0.0	0.0	0.0	0.0
Ethane	0.0	0.0	0.0	0.0	0.0	0.0	0.0	0.0	0.0	0.0	0.0	0.0	0.0
NGL	0.0	0.0	0.0	0.0	0.0	0.0	0.0	0.0	0.0	0.0	0.0	0.0	0.0
Sulphur	0.0	0.0	0.0	0.0	0.0	0.0	0.0	0.0	0.0	0.0	0.0	0.0	0.0
Sulphur Closing Inv	0.0	0.0	0.0	0.0	0.0	0.0	0.0	0.0	0.0	0.0	0.0	0.0	0.0

Unit of Measurement: Gas and Gas equivalent products: 1000m3, Liquids: m3, Sulphur: MTS

VPR6200

Facility ID ABGS0077301

Facility Name 00/03-31-054-22W5 Obed GS

Facility Licence # 28298

Facility Operator A573 TOURMALINE

Production Month	201701	201702	201703	201704	201705	201706	201707	201708	201709	201710	201711	201712	Totals
Receipts													
Receipts from Alberta Facilities	4,424.0	4,032.7	3,988.1	13,945.6	13,424.1	0.0	5,304.5	12,754.9	11,404.9	11,693.8	10,940.0	12,052.8	103,965.4
Receipts from Non-Alberta Facilities	0.0	0.0	0.0	0.0	0.0	0.0	0.0	0.0	0.0	0.0	0.0	0.0	0.0
Dispositions													
Disposition													
Battery	3.0	3.6	3.5	3.4	3.0	0.0	1.3	1.1	3.9	4.8	3.9	4.7	36.2
Gas Gathering System	4,307.7	3,936.9	3,786.8	12,899.5	12,813.3	0.0	5,324.2	12,540.3	11,164.3	11,506.1	10,687.5	11,562.7	100,529.3
Gas Plant	0.0	0.0	0.0	0.0	0.0	0.0	0.0	0.0	0.0	0.0	0.0	0.0	0.0
Injection Facility	2.8	2.2	2.5	2.8	1.5	0.0	0.0	0.0	0.0	2.8	3.0	3.7	21.3
Meter Station	0.0	0.0	0.0	0.0	0.0	0.0	0.0	0.0	0.0	0.0	0.0	0.0	0.0
Other	0.0	0.0	0.0	0.0	0.0	0.0	0.0	0.0	0.0	0.0	0.0	0.0	0.0
Alberta Commercial	0.0	0.0	0.0	0.0	0.0	0.0	0.0	0.0	0.0	0.0	0.0	0.0	0.0
Alberta Industrial	0.0	0.0	0.0	0.0	0.0	0.0	0.0	0.0	0.0	0.0	0.0	0.0	0.0
Alberta Residential	0.0	0.0	0.0	0.0	0.0	0.0	0.0	0.0	0.0	0.0	0.0	0.0	0.0
Alberta Elec.Generation	0.0	0.0	0.0	0.0	0.0	0.0	0.0	0.0	0.0	0.0	0.0	0.0	0.0
Shrinkage													
Acid Gas	0.0	0.0	0.0	0.0	0.0	0.0	0.0	0.0	0.0	0.0	0.0	0.0	0.0
Other products	0.0	0.5	8.6	19.3	26.5	0.0	15.7	17.0	15.6	17.1	12.2	12.3	144.8
Fuel	229.4	247.7	209.1	360.3	369.0	0.0	165.6	358.8	324.2	391.3	386.9	409.0	3,451.3
Flared	4.5	3.8	3.4	3.5	5.1	0.0	3.5	0.0	7.8	5.7	1.1	1.7	40.1
Vented	0.0	0.0	0.0	0.0	0.3	0.0	0.3	0.0	0.6	0.3	0.1	0.2	1.8
Diff and Other	-123.4	-162.0	-25.8	656.8	205.4	0.0	-206.1	-162.3	-111.5	-234.3	-154.7	58.5	-259.4
Process and Frac													
Pentanes Plus	0.0	2.2	41.7	93.6	128.2	9.0	76.0	82.2	75.4	82.9	58.8	59.4	709.4
Propane	0.0	0.0	0.0	0.0	0.0	0.0	0.0	0.0	0.0	0.0	0.0	0.0	0.0
Butanes	0.0	0.0	0.0	0.0	0.0	0.0	0.0	0.0	0.0	0.0	0.0	0.0	0.0
Ethane	0.0	0.0	0.0	0.0	0.0	0.0	0.0	0.0	0.0	0.0	0.0	0.0	0.0
NGL	0.0	0.0	0.0	0.0	0.0	0.0	0.0	0.0	0.0	0.0	0.0	0.0	0.0
Sulphur	0.0	0.0	0.0	0.0	0.0	0.0	0.0	0.0	0.0	0.0	0.0	0.0	0.0
Sulphur Closing Inv	0.0	0.0	0.0	0.0	0.0	0.0	0.0	0.0	0.0	0.0	0.0	0.0	0.0

Unit of Measurement: Gas and Gas equivalent products: 1000m3, Liquids: m3, Sulphur: MTS

VPR6200
Facility ID ABGS0077521

Facility Name ENCANA COUNTESS GAS FACILITY

Facility Licence # 27890

Facility Operator A26Z NGS

Production Month	201701	201702	201703	201704	201705	201706	201707	201708	201709	201710	201711	201712	Totals
Receipts													
Receipts from Alberta Facilities	238,256.0	90,149.8	135,653.4	76,276.0	237,221.8	156,374.3	133,206.7	120,547.4	64,735.1	30,591.7	68,087.2	252,895.4	1,603,994.8
Receipts from Non-Alberta Facilities	0.0	0.0	0.0	0.0	0.0	0.0	0.0	0.0	0.0	0.0	0.0	0.0	0.0
Dispositions													
Disposition													
Battery	0.0	0.0	0.0	0.0	0.0	0.0	0.0	0.0	0.0	0.0	0.0	0.0	0.0
Gas Gathering System	0.0	0.0	0.0	0.0	0.0	0.0	0.0	0.0	0.0	0.0	0.0	0.0	0.0
Gas Plant	0.0	0.0	0.0	0.0	0.0	0.0	0.0	0.0	0.0	0.0	0.0	0.0	0.0
Injection Facility	0.0	13,416.4	3,034.1	75,934.3	237,050.8	156,219.7	133,196.4	101,165.7	64,282.5	26,722.3	0.0	0.0	811,022.2
Meter Station	237,650.9	76,444.7	132,309.6	307.4	0.0	53.1	9.7	19,304.5	396.2	3,801.7	67,824.5	252,137.1	790,239.4
Other	0.0	0.0	0.0	0.0	0.0	0.0	0.0	0.0	0.0	0.0	0.0	0.0	0.0
Alberta Commercial	0.0	0.0	0.0	0.0	0.0	0.0	0.0	0.0	0.0	0.0	0.0	0.0	0.0
Alberta Industrial	0.0	0.0	0.0	0.0	0.0	0.0	0.0	0.0	0.0	0.0	0.0	0.0	0.0
Alberta Residential	0.0	0.0	0.0	0.0	0.0	0.0	0.0	0.0	0.0	0.0	0.0	0.0	0.0
Alberta Elec.Generation	0.0	0.0	0.0	0.0	0.0	0.0	0.0	0.0	0.0	0.0	0.0	0.0	0.0
Shrinkage													
Acid Gas	0.0	0.0	0.0	0.0	0.0	0.0	0.0	0.0	0.0	0.0	0.0	0.0	0.0
Other products	0.0	0.0	63.8	0.0	0.0	0.0	0.0	0.0	0.0	0.0	0.0	0.0	63.8
Fuel	622.6	299.3	381.9	77.0	66.2	44.9	51.7	99.2	78.4	93.8	317.5	675.8	2,808.3
Flared	0.0	8.8	0.0	0.0	0.8	58.6	4.0	0.0	0.4	0.2	0.8	49.0	122.6
Vented	0.0	0.0	0.0	0.0	66.5	0.0	0.0	0.0	0.0	0.0	0.0	0.0	66.5
Diff and Other	-17.5	-19.4	-136.0	-42.7	37.5	-2.0	-55.1	-22.0	-22.4	-26.3	-55.6	33.5	-328.0
Process and Frac													
Pentanes Plus	0.0	0.0	308.6	0.0	0.0	0.0	0.0	0.0	0.0	0.0	0.0	0.0	308.6
Propane	0.0	0.0	0.0	0.0	0.0	0.0	0.0	0.0	0.0	0.0	0.0	0.0	0.0
Butanes	0.0	0.0	0.0	0.0	0.0	0.0	0.0	0.0	0.0	0.0	0.0	0.0	0.0
Ethane	0.0	0.0	0.0	0.0	0.0	0.0	0.0	0.0	0.0	0.0	0.0	0.0	0.0
NGL	0.0	0.0	0.0	0.0	0.0	0.0	0.0	0.0	0.0	0.0	0.0	0.0	0.0
Sulphur	0.0	0.0	0.0	0.0	0.0	0.0	0.0	0.0	0.0	0.0	0.0	0.0	0.0
Sulphur Closing Inv	0.0	0.0	0.0	0.0	0.0	0.0	0.0	0.0	0.0	0.0	0.0	0.0	0.0

Unit of Measurement: Gas and Gas equivalent products: 1000m3, Liquids: m3, Sulphur: MTS

VPR6200

Facility ID ABGS0078085

Facility Name WEST PEMBINA 12-03

Facility Licence # 11783

Facility Operator A6FW VEI

Production Month	201701	201702	201703	201704	201705	201706	201707	201708	201709	201710	201711	201712	Totals
Receipts													
Receipts from Alberta Facilities	16,018.3	16,150.7	19,292.2	23,470.1	22,917.0	29,522.0	29,981.0	27,660.1	26,821.1	27,816.7	25,582.0	26,014.3	291,245.5
Receipts from Non-Alberta Facilities	0.0	0.0	0.0	0.0	0.0	0.0	0.0	0.0	0.0	0.0	0.0	0.0	0.0
Dispositions													
Disposition													
Battery	0.0	0.0	0.0	0.0	0.0	0.0	0.0	0.0	0.0	0.0	0.0	0.0	0.0
Gas Gathering System	15,338.6	15,575.5	18,265.5	22,261.6	21,630.2	28,759.8	28,974.4	26,733.8	26,258.0	27,173.1	25,359.7	25,508.4	281,838.6
Gas Plant	0.0	0.0	0.0	0.0	0.0	0.0	0.0	0.0	0.0	0.0	0.0	0.0	0.0
Injection Facility	0.0	0.0	0.0	0.0	0.0	0.0	0.0	0.0	0.0	0.0	0.0	0.0	0.0
Meter Station	0.0	0.0	0.0	0.0	0.0	0.0	0.0	0.0	0.0	0.0	0.0	0.0	0.0
Other	0.0	0.0	0.0	0.0	0.0	0.0	0.0	0.0	0.0	0.0	0.0	0.0	0.0
Alberta Commercial	0.0	0.0	0.0	0.0	0.0	0.0	0.0	0.0	0.0	0.0	0.0	0.0	0.0
Alberta Industrial	0.0	0.0	0.0	0.0	0.0	0.0	0.0	0.0	0.0	0.0	0.0	0.0	0.0
Alberta Residential	0.0	0.0	0.0	0.0	0.0	0.0	0.0	0.0	0.0	0.0	0.0	0.0	0.0
Alberta Elec.Generation	0.0	0.0	0.0	0.0	0.0	0.0	0.0	0.0	0.0	0.0	0.0	0.0	0.0
Shrinkage													
Acid Gas	0.0	0.0	0.0	0.0	0.0	0.0	0.0	0.0	0.0	0.0	0.0	0.0	0.0
Other products	528.9	610.6	906.6	1,217.3	1,084.3	1,361.5	1,217.0	1,045.3	1,059.0	1,125.7	1,030.1	1,057.5	12,243.8
Fuel	409.8	443.3	439.7	466.0	464.9	433.2	445.9	390.2	392.9	431.7	404.9	415.8	5,138.3
Flared	0.0	0.0	0.0	0.0	0.0	0.0	0.0	12.1	5.5	3.0	0.0	0.0	20.6
Vented	0.0	0.0	0.0	0.0	0.0	0.0	0.0	0.0	0.0	0.0	0.0	0.0	0.0
Diff and Other	-259.0	-478.7	-319.6	-474.8	-262.4	-1,032.5	-656.3	-521.3	-894.3	-916.8	-1,212.7	-967.4	-7,995.8
Process and Frac													
Pentanes Plus	2,559.2	2,954.6	4,386.9	5,889.9	5,246.4	6,587.6	5,888.6	5,057.8	5,123.9	5,446.7	4,984.4	5,116.7	59,242.7
Propane	0.0	0.0	0.0	0.0	0.0	0.0	0.0	0.0	0.0	0.0	0.0	0.0	0.0
Butanes	0.0	0.0	0.0	0.0	0.0	0.0	0.0	0.0	0.0	0.0	0.0	0.0	0.0
Ethane	0.0	0.0	0.0	0.0	0.0	0.0	0.0	0.0	0.0	0.0	0.0	0.0	0.0
NGL	0.0	0.0	0.0	0.0	0.0	0.0	0.0	0.0	0.0	0.0	0.0	0.0	0.0
Sulphur	0.0	0.0	0.0	0.0	0.0	0.0	0.0	0.0	0.0	0.0	0.0	0.0	0.0
Sulphur Closing Inv	0.0	0.0	0.0	0.0	0.0	0.0	0.0	0.0	0.0	0.0	0.0	0.0	0.0

Unit of Measurement: Gas and Gas equivalent products: 1000m3, Liquids: m3, Sulphur: MTS

VPR6200

Facility ID ABGS0078506

Facility Name Wilson Creek 07-02 GGS

Facility Licence # 29609

Facility Operator A5TT TAC

Production Month	201701	201702	201703	201704	201705	201706	201707	201708	201709	201710	201711	201712	Totals
Receipts													
Receipts from Alberta Facilities	282.8	286.1	275.5	260.2	271.7	259.9	270.7	271.2	236.9	275.7	263.4	256.7	3,210.8
Receipts from Non-Alberta Facilities	0.0	0.0	0.0	0.0	0.0	0.0	0.0	0.0	0.0	0.0	0.0	0.0	0.0
Dispositions													
Disposition													
Battery	0.0	0.0	0.0	0.0	0.0	0.0	0.0	0.0	0.0	0.0	0.0	0.0	0.0
Gas Gathering System	275.4	288.1	230.6	211.9	229.4	222.7	232.1	232.5	202.4	229.2	215.0	201.0	2,770.3
Gas Plant	0.0	0.0	0.0	0.0	0.0	0.0	0.0	0.0	0.0	0.0	0.0	0.0	0.0
Injection Facility	0.0	0.0	0.0	0.0	0.0	0.0	0.0	0.0	0.0	0.0	0.0	0.0	0.0
Meter Station	0.0	0.0	0.0	0.0	0.0	0.0	0.0	0.0	0.0	0.0	0.0	0.0	0.0
Other	0.0	0.0	0.0	0.0	0.0	0.0	0.0	0.0	0.0	0.0	0.0	0.0	0.0
Alberta Commercial	0.0	0.0	0.0	0.0	0.0	0.0	0.0	0.0	0.0	0.0	0.0	0.0	0.0
Alberta Industrial	0.0	0.0	0.0	0.0	0.0	0.0	0.0	0.0	0.0	0.0	0.0	0.0	0.0
Alberta Residential	0.0	0.0	0.0	0.0	0.0	0.0	0.0	0.0	0.0	0.0	0.0	0.0	0.0
Alberta Elec.Generation	0.0	0.0	0.0	0.0	0.0	0.0	0.0	0.0	0.0	0.0	0.0	0.0	0.0
Shrinkage													
Acid Gas	0.0	0.0	0.0	0.0	0.0	0.0	0.0	0.0	0.0	0.0	0.0	0.0	0.0
Other products	0.3	0.2	0.3	0.0	0.3	0.8	0.3	0.5	1.1	0.7	1.3	1.1	6.9
Fuel	43.9	43.3	44.9	48.3	42.3	37.2	38.6	38.7	34.5	46.5	48.4	55.7	522.3
Flared	0.0	0.0	0.0	0.0	0.0	0.0	0.0	0.0	0.0	0.0	0.0	0.0	0.0
Vented	0.0	0.0	0.0	0.0	0.0	0.0	0.0	0.0	0.0	0.0	0.0	0.0	0.0
Diff and Other	-36.8	-45.5	-0.3	0.0	-0.3	-0.8	-0.3	-0.5	-1.1	-0.7	-1.3	-1.1	-88.7
Process and Frac													
Pentanes Plus	1.3	0.9	1.5	0.1	1.6	4.0	1.6	2.4	5.2	3.6	6.3	5.2	33.7
Propane	0.0	0.0	0.0	0.0	0.0	0.0	0.0	0.0	0.0	0.0	0.0	0.0	0.0
Butanes	0.0	0.0	0.0	0.0	0.0	0.0	0.0	0.0	0.0	0.0	0.0	0.0	0.0
Ethane	0.0	0.0	0.0	0.0	0.0	0.0	0.0	0.0	0.0	0.0	0.0	0.0	0.0
NGL	0.0	0.0	0.0	0.0	0.0	0.0	0.0	0.0	0.0	0.0	0.0	0.0	0.0
Sulphur	0.0	0.0	0.0	0.0	0.0	0.0	0.0	0.0	0.0	0.0	0.0	0.0	0.0
Sulphur Closing Inv	0.0	0.0	0.0	0.0	0.0	0.0	0.0	0.0	0.0	0.0	0.0	0.0	0.0

Unit of Measurement: Gas and Gas equivalent products: 1000m3, Liquids: m3, Sulphur: MTS

VPR6200
Facility ID ABGS0078544

Facility Name MEC GILBY COMPRESSOR 03-27-041-02W5

Facility Licence # 29596

Facility Operator A2PH JOURNEY

Production Month	201701	201702	201703	201704	201705	201706	201707	201708	201709	201710	201711	201712	Totals
Receipts													
Receipts from Alberta Facilities	1,177.3	1,052.9	1,161.5	1,125.4	1,148.8	1,138.2	1,126.3	1,114.0	1,082.7	1,121.1	1,016.1	985.6	13,249.9
Receipts from Non-Alberta Facilities	0.0	0.0	0.0	0.0	0.0	0.0	0.0	0.0	0.0	0.0	0.0	0.0	0.0
Dispositions													
Disposition													
Battery	0.0	0.0	0.0	0.0	0.0	0.0	0.0	0.0	0.0	0.0	0.0	0.0	0.0
Gas Gathering System	1,040.4	930.3	1,018.6	1,021.8	1,101.0	971.8	937.0	926.7	900.5	929.3	879.4	828.3	11,485.1
Gas Plant	0.0	0.0	0.0	0.0	0.0	0.0	0.0	0.0	0.0	0.0	0.0	0.0	0.0
Injection Facility	0.0	0.0	0.0	0.0	0.0	0.0	0.0	0.0	0.0	0.0	0.0	0.0	0.0
Meter Station	0.0	0.0	0.0	0.0	0.0	0.0	0.0	0.0	0.0	0.0	0.0	0.0	0.0
Other	0.0	0.0	0.0	0.0	0.0	0.0	0.0	0.0	0.0	0.0	0.0	0.0	0.0
Alberta Commercial	0.0	0.0	0.0	0.0	0.0	0.0	0.0	0.0	0.0	0.0	0.0	0.0	0.0
Alberta Industrial	0.0	0.0	0.0	0.0	0.0	0.0	0.0	0.0	0.0	0.0	0.0	0.0	0.0
Alberta Residential	0.0	0.0	0.0	0.0	0.0	0.0	0.0	0.0	0.0	0.0	0.0	0.0	0.0
Alberta Elec.Generation	0.0	0.0	0.0	0.0	0.0	0.0	0.0	0.0	0.0	0.0	0.0	0.0	0.0
Shrinkage													
Acid Gas	0.0	0.0	0.0	0.0	0.0	0.0	0.0	0.0	0.0	0.0	0.0	0.0	0.0
Other products	4.9	3.9	5.4	3.2	3.1	2.8	2.3	3.0	4.5	3.0	1.7	2.4	40.2
Fuel	65.5	61.0	68.6	67.0	69.9	71.9	74.1	78.0	76.8	71.7	71.9	75.2	851.6
Flared	0.0	0.0	0.0	0.0	0.0	0.0	0.0	0.0	0.0	0.0	0.0	0.0	0.0
Vented	0.0	0.0	0.0	0.0	0.0	0.0	0.0	0.0	0.0	0.0	0.0	0.0	0.0
Diff and Other	66.5	57.7	68.9	33.4	-25.2	91.7	112.9	106.3	100.9	117.1	63.1	79.7	873.0
Process and Frac													
Pentanes Plus	23.7	19.1	26.1	15.7	15.2	13.6	11.0	14.4	21.9	14.6	8.0	11.6	194.9
Propane	0.0	0.0	0.0	0.0	0.0	0.0	0.0	0.0	0.0	0.0	0.0	0.0	0.0
Butanes	0.0	0.0	0.0	0.0	0.0	0.0	0.0	0.0	0.0	0.0	0.0	0.0	0.0
Ethane	0.0	0.0	0.0	0.0	0.0	0.0	0.0	0.0	0.0	0.0	0.0	0.0	0.0
NGL	0.0	0.0	0.0	0.0	0.0	0.0	0.0	0.0	0.0	0.0	0.0	0.0	0.0
Sulphur	0.0	0.0	0.0	0.0	0.0	0.0	0.0	0.0	0.0	0.0	0.0	0.0	0.0
Sulphur Closing Inv	0.0	0.0	0.0	0.0	0.0	0.0	0.0	0.0	0.0	0.0	0.0	0.0	0.0

Unit of Measurement: Gas and Gas equivalent products: 1000m3, Liquids: m3, Sulphur: MTS

VPR6200

Facility ID ABGS0078618

Facility Name PEMBINA 11-26-49-11W5 COMPRESSOR

Facility Licence # 28922

Facility Operator A5D4 CVE

Production Month	201701	201702	201703	201704	201705	201706	201707	201708	201709	201710	201711	201712	Totals
Receipts													
Receipts from Alberta Facilities	1,804.6	1,661.1	1,841.3	1,740.9	1,743.6	1,713.2	1,723.7	1,715.6	1,625.9	1,734.5	1,618.0	1,475.5	20,397.9
Receipts from Non-Alberta Facilities	0.0	0.0	0.0	0.0	0.0	0.0	0.0	0.0	0.0	0.0	0.0	0.0	0.0
Dispositions													
Disposition													
Battery	0.0	0.0	0.0	0.0	0.0	0.0	0.0	0.0	0.0	0.0	0.0	0.0	0.0
Gas Gathering System	1,683.0	1,554.7	1,721.8	1,626.7	1,627.8	1,593.4	1,599.8	1,597.9	1,543.1	1,648.6	1,534.0	1,390.8	19,121.6
Gas Plant	0.0	0.0	0.0	0.0	0.0	0.0	0.0	0.0	0.0	0.0	0.0	0.0	0.0
Injection Facility	0.0	0.0	0.0	0.0	0.0	0.0	0.0	0.0	0.0	0.0	0.0	0.0	0.0
Meter Station	0.0	0.0	0.0	0.0	0.0	0.0	0.0	0.0	0.0	0.0	0.0	0.0	0.0
Other	0.0	0.0	0.0	0.0	0.0	0.0	0.0	0.0	0.0	0.0	0.0	0.0	0.0
Alberta Commercial	0.0	0.0	0.0	0.0	0.0	0.0	0.0	0.0	0.0	0.0	0.0	0.0	0.0
Alberta Industrial	0.0	0.0	0.0	0.0	0.0	0.0	0.0	0.0	0.0	0.0	0.0	0.0	0.0
Alberta Residential	0.0	0.0	0.0	0.0	0.0	0.0	0.0	0.0	0.0	0.0	0.0	0.0	0.0
Alberta Elec.Generation	0.0	0.0	0.0	0.0	0.0	0.0	0.0	0.0	0.0	0.0	0.0	0.0	0.0
Shrinkage													
Acid Gas	0.0	0.0	0.0	0.0	0.0	0.0	0.0	0.0	0.0	0.0	0.0	0.0	0.0
Other products	0.0	0.0	0.0	0.0	1.1	3.0	0.1	0.0	0.0	2.4	1.8	0.0	8.4
Fuel	118.2	105.9	118.6	114.2	114.2	119.5	123.0	117.3	82.4	85.9	81.5	84.7	1,265.4
Flared	3.0	0.5	0.3	0.0	0.7	0.0	0.5	0.0	0.0	0.0	2.5	0.0	7.5
Vented	0.0	0.0	0.0	0.0	0.0	0.0	0.0	0.0	0.0	0.0	0.0	0.0	0.0
Diff and Other	0.4	0.0	0.6	0.0	-0.2	-2.7	0.3	0.4	0.4	-2.4	-1.8	0.0	-5.0
Process and Frac													
Pentanes Plus	0.0	0.2	0.2	0.1	5.4	14.7	0.5	0.1	0.0	11.8	8.6	0.0	41.6
Propane	0.0	0.0	0.0	0.0	0.0	0.0	0.0	0.0	0.0	0.0	0.0	0.0	0.0
Butanes	0.0	0.0	0.0	0.0	0.0	0.0	0.0	0.0	0.0	0.0	0.0	0.0	0.0
Ethane	0.0	0.0	0.0	0.0	0.0	0.0	0.0	0.0	0.0	0.0	0.0	0.0	0.0
NGL	0.0	0.0	0.0	0.0	0.0	0.0	0.0	0.0	0.0	0.0	0.0	0.0	0.0
Sulphur	0.0	0.0	0.0	0.0	0.0	0.0	0.0	0.0	0.0	0.0	0.0	0.0	0.0
Sulphur Closing Inv	0.0	0.0	0.0	0.0	0.0	0.0	0.0	0.0	0.0	0.0	0.0	0.0	0.0

Unit of Measurement: Gas and Gas equivalent products: 1000m3, Liquids: m3, Sulphur: MTS

VPR6200

Facility ID ABGS0078640

Facility Name LYALTA 10-12-025-26W4 GGS

Facility Licence # 29824

Facility Operator A1H9 EMBER

Production Month	201701	201702	201703	201704	201705	201706	201707	201708	201709	201710	201711	201712	Totals
Receipts													
Receipts from Alberta Facilities	8,621.1	7,965.1	8,708.9	8,455.5	8,865.3	8,391.4	8,786.8	8,546.7	8,312.1	8,487.1	7,897.9	7,783.9	100,821.8
Receipts from Non-Alberta Facilities	0.0	0.0	0.0	0.0	0.0	0.0	0.0	0.0	0.0	0.0	0.0	0.0	0.0
Dispositions													
Disposition													
Battery	0.0	0.0	0.0	0.0	0.0	0.0	0.0	0.0	0.0	0.0	0.0	0.0	0.0
Gas Gathering System	8,305.8	7,548.6	8,376.9	8,131.1	8,511.4	8,052.5	8,425.0	8,186.7	7,975.7	8,062.5	7,610.9	7,407.7	96,594.8
Gas Plant	0.0	0.0	0.0	0.0	0.0	0.0	0.0	0.0	0.0	0.0	0.0	0.0	0.0
Injection Facility	0.0	0.0	0.0	0.0	0.0	0.0	0.0	0.0	0.0	0.0	0.0	0.0	0.0
Meter Station	0.0	0.0	0.0	0.0	0.0	0.0	0.0	0.0	0.0	0.0	0.0	0.0	0.0
Other	0.0	0.0	0.0	0.0	0.0	0.0	0.0	0.0	0.0	0.0	0.0	0.0	0.0
Alberta Commercial	0.0	0.0	0.0	0.0	0.0	0.0	0.0	0.0	0.0	0.0	0.0	0.0	0.0
Alberta Industrial	0.0	0.0	0.0	0.0	0.0	0.0	0.0	0.0	0.0	0.0	0.0	0.0	0.0
Alberta Residential	0.0	0.0	0.0	0.0	0.0	0.0	0.0	0.0	0.0	0.0	0.0	0.0	0.0
Alberta Elec.Generation	0.0	0.0	0.0	0.0	0.0	0.0	0.0	0.0	0.0	0.0	0.0	0.0	0.0
Shrinkage													
Acid Gas	0.0	0.0	0.0	0.0	0.0	0.0	0.0	0.0	0.0	0.0	0.0	0.0	0.0
Other products	0.2	0.4	1.3	0.3	0.5	0.3	0.2	0.2	0.3	0.5	0.5	0.3	5.0
Fuel	315.2	290.6	319.0	310.5	319.3	301.3	318.7	311.9	292.4	300.1	287.0	291.9	3,657.9
Flared	0.0	0.0	0.0	0.0	0.0	0.0	0.0	0.0	0.0	0.0	0.0	0.0	0.0
Vented	0.1	0.0	0.0	1.4	4.2	1.2	0.7	0.2	1.4	1.2	0.0	0.3	10.7
Diff and Other	-0.2	125.5	11.7	12.2	29.9	36.1	42.2	47.7	42.3	122.8	-0.5	83.7	553.4
Process and Frac													
Pentanes Plus	0.8	1.9	6.5	1.3	2.5	1.6	0.8	1.1	1.3	2.2	2.4	1.4	23.8
Propane	0.0	0.0	0.0	0.0	0.0	0.0	0.0	0.0	0.0	0.0	0.0	0.0	0.0
Butanes	0.0	0.0	0.0	0.0	0.0	0.0	0.0	0.0	0.0	0.0	0.0	0.0	0.0
Ethane	0.0	0.0	0.0	0.0	0.0	0.0	0.0	0.0	0.0	0.0	0.0	0.0	0.0
NGL	0.0	0.0	0.0	0.0	0.0	0.0	0.0	0.0	0.0	0.0	0.0	0.0	0.0
Sulphur	0.0	0.0	0.0	0.0	0.0	0.0	0.0	0.0	0.0	0.0	0.0	0.0	0.0
Sulphur Closing Inv	0.0	0.0	0.0	0.0	0.0	0.0	0.0	0.0	0.0	0.0	0.0	0.0	0.0

Unit of Measurement: Gas and Gas equivalent products: 1000m3, Liquids: m3, Sulphur: MTS

VPR6200

Facility ID ABGS0078641

Facility Name LYALTA 02-15-025-26W4 GGS

Facility Licence # 29270

Facility Operator A1H9 EMBER

Production Month	201701	201702	201703	201704	201705	201706	201707	201708	201709	201710	201711	201712	Totals
Receipts													
Receipts from Alberta Facilities	10,468.0	9,837.4	10,859.2	10,727.0	10,618.9	10,490.6	10,856.2	11,733.7	10,838.0	10,874.0	11,148.6	10,497.8	128,949.4
Receipts from Non-Alberta Facilities	0.0	0.0	0.0	0.0	0.0	0.0	0.0	0.0	0.0	0.0	0.0	0.0	0.0
Dispositions													
Disposition													
Battery	0.0	0.0	0.0	0.0	0.0	0.0	0.0	0.0	0.0	0.0	0.0	0.0	0.0
Gas Gathering System	9,862.4	9,359.8	10,497.1	10,363.2	10,038.6	10,117.4	10,463.3	11,434.5	10,441.1	10,376.2	10,790.9	9,889.0	123,633.5
Gas Plant	0.0	0.0	0.0	0.0	0.0	0.0	0.0	0.0	0.0	0.0	0.0	0.0	0.0
Injection Facility	0.0	0.0	0.0	0.0	0.0	0.0	0.0	0.0	0.0	0.0	0.0	0.0	0.0
Meter Station	0.0	0.0	0.0	0.0	0.0	0.0	0.0	0.0	0.0	0.0	0.0	0.0	0.0
Other	0.0	0.0	0.0	0.0	0.0	0.0	0.0	0.0	0.0	0.0	0.0	0.0	0.0
Alberta Commercial	0.0	0.0	0.0	0.0	0.0	0.0	0.0	0.0	0.0	0.0	0.0	0.0	0.0
Alberta Industrial	0.0	0.0	0.0	0.0	0.0	0.0	0.0	0.0	0.0	0.0	0.0	0.0	0.0
Alberta Residential	0.0	0.0	0.0	0.0	0.0	0.0	0.0	0.0	0.0	0.0	0.0	0.0	0.0
Alberta Elec.Generation	0.0	0.0	0.0	0.0	0.0	0.0	0.0	0.0	0.0	0.0	0.0	0.0	0.0
Shrinkage													
Acid Gas	0.0	0.0	0.0	0.0	0.0	0.0	0.0	0.0	0.0	0.0	0.0	0.0	0.0
Other products	0.7	0.5	0.8	0.3	0.2	0.2	0.2	0.4	1.4	0.2	0.6	0.6	6.1
Fuel	365.1	331.5	364.7	355.6	345.4	353.5	367.1	378.8	357.8	363.5	357.7	363.0	4,303.7
Flared	0.0	0.0	0.0	0.0	0.0	0.0	0.0	0.0	0.0	0.0	0.0	0.0	0.0
Vented	0.7	0.3	0.1	1.4	1.2	2.9	0.5	0.3	0.2	0.2	0.0	0.0	7.8
Diff and Other	239.1	145.3	-3.5	6.5	233.5	16.6	25.1	-80.3	37.5	133.9	-0.6	245.2	998.3
Process and Frac													
Pentanes Plus	3.2	2.3	3.9	1.6	1.1	1.1	1.0	1.7	6.9	1.0	2.8	3.1	29.7
Propane	0.0	0.0	0.0	0.0	0.0	0.0	0.0	0.0	0.0	0.0	0.0	0.0	0.0
Butanes	0.0	0.0	0.0	0.0	0.0	0.0	0.0	0.0	0.0	0.0	0.0	0.0	0.0
Ethane	0.0	0.0	0.0	0.0	0.0	0.0	0.0	0.0	0.0	0.0	0.0	0.0	0.0
NGL	0.0	0.0	0.0	0.0	0.0	0.0	0.0	0.0	0.0	0.0	0.0	0.0	0.0
Sulphur	0.0	0.0	0.0	0.0	0.0	0.0	0.0	0.0	0.0	0.0	0.0	0.0	0.0
Sulphur Closing Inv	0.0	0.0	0.0	0.0	0.0	0.0	0.0	0.0	0.0	0.0	0.0	0.0	0.0

Unit of Measurement: Gas and Gas equivalent products: 1000m3, Liquids: m3, Sulphur: MTS

VPR6200

Facility ID ABGS0078690

Facility Name HOMRIM 06-02-043-02W5 COMPRESSOR GGS

Facility Licence # 23771

Facility Operator A5D4 CVE

Production Month	201701	201702	201703	201704	201705	201706	201707	201708	201709	201710	201711	201712	Totals
Receipts													
Receipts from Alberta Facilities	845.3	750.5	769.5	755.5	760.5	735.3	762.6	787.6	716.8	729.7	700.7	700.4	9,014.4
Receipts from Non-Alberta Facilities	0.0	0.0	0.0	0.0	0.0	0.0	0.0	0.0	0.0	0.0	0.0	0.0	0.0
Dispositions													
Disposition													
Battery	0.0	0.0	0.0	0.0	0.0	0.0	0.0	0.0	0.0	0.0	0.0	0.0	0.0
Gas Gathering System	693.3	613.4	646.1	631.3	652.7	661.0	703.9	727.6	662.8	690.3	718.3	616.3	8,017.0
Gas Plant	0.0	0.0	0.0	0.0	0.0	0.0	0.0	0.0	0.0	0.0	0.0	0.0	0.0
Injection Facility	0.0	0.0	0.0	0.0	0.0	0.0	0.0	0.0	0.0	0.0	0.0	0.0	0.0
Meter Station	0.0	0.0	0.0	0.0	0.0	0.0	0.0	0.0	0.0	0.0	0.0	0.0	0.0
Other	0.0	0.0	0.0	0.0	0.0	0.0	0.0	0.0	0.0	0.0	0.0	0.0	0.0
Alberta Commercial	0.0	0.0	0.0	0.0	0.0	0.0	0.0	0.0	0.0	0.0	0.0	0.0	0.0
Alberta Industrial	0.0	0.0	0.0	0.0	0.0	0.0	0.0	0.0	0.0	0.0	0.0	0.0	0.0
Alberta Residential	0.0	0.0	0.0	0.0	0.0	0.0	0.0	0.0	0.0	0.0	0.0	0.0	0.0
Alberta Elec.Generation	0.0	0.0	0.0	0.0	0.0	0.0	0.0	0.0	0.0	0.0	0.0	0.0	0.0
Shrinkage													
Acid Gas	0.0	0.0	0.0	0.0	0.0	0.0	0.0	0.0	0.0	0.0	0.0	0.0	0.0
Other products	0.7	0.6	0.0	1.0	0.0	0.7	0.7	0.5	0.0	0.7	1.0	0.0	5.9
Fuel	27.1	27.5	29.6	19.7	16.4	25.5	25.9	15.1	14.6	15.0	15.3	20.1	251.8
Flared	0.0	0.0	0.0	0.0	0.0	0.0	0.0	0.0	0.0	0.0	0.0	0.0	0.0
Vented	0.0	0.0	0.0	0.0	0.0	0.0	0.0	0.0	0.0	0.0	0.0	0.0	0.0
Diff and Other	124.2	109.0	93.8	103.5	91.4	48.1	32.1	44.4	39.4	23.7	-33.9	64.0	739.7
Process and Frac													
Pentanes Plus	3.2	3.0	0.0	5.0	0.0	3.5	3.4	2.5	0.0	3.6	4.9	0.0	29.1
Propane	0.0	0.0	0.0	0.0	0.0	0.0	0.0	0.0	0.0	0.0	0.0	0.0	0.0
Butanes	0.0	0.0	0.0	0.0	0.0	0.0	0.0	0.0	0.0	0.0	0.0	0.0	0.0
Ethane	0.0	0.0	0.0	0.0	0.0	0.0	0.0	0.0	0.0	0.0	0.0	0.0	0.0
NGL	0.0	0.0	0.0	0.0	0.0	0.0	0.0	0.0	0.0	0.0	0.0	0.0	0.0
Sulphur	0.0	0.0	0.0	0.0	0.0	0.0	0.0	0.0	0.0	0.0	0.0	0.0	0.0
Sulphur Closing Inv	0.0	0.0	0.0	0.0	0.0	0.0	0.0	0.0	0.0	0.0	0.0	0.0	0.0

Unit of Measurement: Gas and Gas equivalent products: 1000m3, Liquids: m3, Sulphur: MTS

VPR6200

Facility ID ABGS0079083

Facility Name MINNEHIK BUCK LAKE 2-27-44-6W5

Facility Licence # 25380

Facility Operator A5D4 CVE

Production Month	201701	201702	201703	201704	201705	201706	201707	201708	201709	201710	201711	201712	Totals
Receipts													
Receipts from Alberta Facilities	4,605.5	4,126.0	4,439.2	4,273.5	4,360.2	4,083.9	4,214.6	4,278.3	4,178.0	4,015.7	3,845.2	4,045.5	50,465.6
Receipts from Non-Alberta Facilities	0.0	0.0	0.0	0.0	0.0	0.0	0.0	0.0	0.0	0.0	0.0	0.0	0.0
Dispositions													
Disposition													
Battery	0.0	0.0	0.0	0.0	0.0	0.0	0.0	0.0	0.0	0.0	0.0	0.0	0.0
Gas Gathering System	4,083.4	3,664.3	4,172.5	4,160.0	4,213.2	3,938.0	4,086.5	4,139.2	4,049.2	3,911.5	3,712.9	3,916.1	48,046.8
Gas Plant	0.0	0.0	0.0	0.0	0.0	0.0	0.0	0.0	0.0	0.0	0.0	0.0	0.0
Injection Facility	0.0	0.0	0.0	0.0	0.0	0.0	0.0	0.0	0.0	0.0	0.0	0.0	0.0
Meter Station	0.0	0.0	0.0	0.0	0.0	0.0	0.0	0.0	0.0	0.0	0.0	0.0	0.0
Other	0.0	0.0	0.0	0.0	0.0	0.0	0.0	0.0	0.0	0.0	0.0	0.0	0.0
Alberta Commercial	0.0	0.0	0.0	0.0	0.0	0.0	0.0	0.0	0.0	0.0	0.0	0.0	0.0
Alberta Industrial	0.0	0.0	0.0	0.0	0.0	0.0	0.0	0.0	0.0	0.0	0.0	0.0	0.0
Alberta Residential	0.0	0.0	0.0	0.0	0.0	0.0	0.0	0.0	0.0	0.0	0.0	0.0	0.0
Alberta Elec.Generation	0.0	0.0	0.0	0.0	0.0	0.0	0.0	0.0	0.0	0.0	0.0	0.0	0.0
Shrinkage													
Acid Gas	0.0	0.0	0.0	0.0	0.0	0.0	0.0	0.0	0.0	0.0	0.0	0.0	0.0
Other products	2.9	2.0	0.3	1.0	1.9	5.2	1.5	1.9	5.0	0.7	2.4	1.1	25.9
Fuel	169.7	157.3	176.5	171.8	175.5	165.1	158.8	161.1	152.3	145.5	148.3	165.9	1,947.8
Flared	0.0	0.0	0.0	0.0	0.0	0.0	0.0	0.0	0.0	0.0	0.0	0.0	0.0
Vented	0.0	0.0	0.0	0.0	0.0	0.0	0.0	0.0	0.0	0.0	0.0	0.0	0.0
Diff and Other	349.5	302.4	89.9	-59.3	-30.4	-24.4	-32.2	-23.9	-28.5	-42.0	-18.4	-37.6	445.1
Process and Frac													
Pentanes Plus	14.0	9.9	1.6	4.6	9.3	25.0	7.2	9.2	24.0	3.2	11.4	5.4	124.8
Propane	0.0	0.0	0.0	0.0	0.0	0.0	0.0	0.0	0.0	0.0	0.0	0.0	0.0
Butanes	0.0	0.0	0.0	0.0	0.0	0.0	0.0	0.0	0.0	0.0	0.0	0.0	0.0
Ethane	0.0	0.0	0.0	0.0	0.0	0.0	0.0	0.0	0.0	0.0	0.0	0.0	0.0
NGL	0.0	0.0	0.0	0.0	0.0	0.0	0.0	0.0	0.0	0.0	0.0	0.0	0.0
Sulphur	0.0	0.0	0.0	0.0	0.0	0.0	0.0	0.0	0.0	0.0	0.0	0.0	0.0
Sulphur Closing Inv	0.0	0.0	0.0	0.0	0.0	0.0	0.0	0.0	0.0	0.0	0.0	0.0	0.0

Unit of Measurement: Gas and Gas equivalent products: 1000m3, Liquids: m3, Sulphur: MTS

VPR6200

Facility ID ABGS0079519

Facility Name BUSTER CREEK 13-1-40-8W5 COMPRESSOR

Facility Licence # 29967

Facility Operator A5RX BEC

Production Month	201701	201702	201703	201704	201705	201706	201707	201708	201709	201710	201711	201712	Totals
Receipts													
Receipts from Alberta Facilities	1,144.0	1,044.9	908.0	1,108.0	1,102.5	1,067.8	1,053.4	1,078.9	1,015.2	991.0	988.4	984.7	12,486.8
Receipts from Non-Alberta Facilities	0.0	0.0	0.0	0.0	0.0	0.0	0.0	0.0	0.0	0.0	0.0	0.0	0.0
Dispositions													
Disposition													
Battery	0.0	0.0	0.0	0.0	0.0	0.0	0.0	0.0	0.0	0.0	0.0	0.0	0.0
Gas Gathering System	1,087.3	992.5	872.8	1,045.8	1,003.3	1,016.8	999.3	1,025.6	959.8	974.4	943.9	940.8	11,862.3
Gas Plant	0.0	0.0	0.0	0.0	0.0	0.0	0.0	0.0	0.0	0.0	0.0	0.0	0.0
Injection Facility	0.0	0.0	0.0	0.0	0.0	0.0	0.0	0.0	0.0	0.0	0.0	0.0	0.0
Meter Station	0.0	0.0	0.0	0.0	0.0	0.0	0.0	0.0	0.0	0.0	0.0	0.0	0.0
Other	0.0	0.0	0.0	0.0	0.0	0.0	0.0	0.0	0.0	0.0	0.0	0.0	0.0
Alberta Commercial	0.0	0.0	0.0	0.0	0.0	0.0	0.0	0.0	0.0	0.0	0.0	0.0	0.0
Alberta Industrial	0.0	0.0	0.0	0.0	0.0	0.0	0.0	0.0	0.0	0.0	0.0	0.0	0.0
Alberta Residential	0.0	0.0	0.0	0.0	0.0	0.0	0.0	0.0	0.0	0.0	0.0	0.0	0.0
Alberta Elec.Generation	0.0	0.0	0.0	0.0	0.0	0.0	0.0	0.0	0.0	0.0	0.0	0.0	0.0
Shrinkage													
Acid Gas	0.0	0.0	0.0	0.0	0.0	0.0	0.0	0.0	0.0	0.0	0.0	0.0	0.0
Other products	0.0	0.0	0.0	0.0	0.0	0.0	0.0	1.1	0.0	0.0	0.0	0.0	1.1
Fuel	55.3	50.1	40.7	54.7	51.5	52.9	54.0	56.0	52.1	50.1	51.8	53.2	622.4
Flared	0.0	0.0	0.0	0.0	0.0	0.0	0.0	0.0	0.0	0.0	0.0	0.0	0.0
Vented	0.0	0.7	0.8	0.0	0.0	0.0	0.0	0.0	0.0	0.0	0.0	0.0	1.5
Diff and Other	1.4	1.6	-6.3	7.5	47.7	-1.9	0.1	-3.8	3.3	-33.5	-7.3	-9.3	-0.5
Process and Frac													
Pentanes Plus	0.0	0.0	0.0	0.0	0.0	0.0	0.0	5.1	0.0	0.0	0.0	0.0	5.1
Propane	0.0	0.0	0.0	0.0	0.0	0.0	0.0	0.0	0.0	0.0	0.0	0.0	0.0
Butanes	0.0	0.0	0.0	0.0	0.0	0.0	0.0	0.0	0.0	0.0	0.0	0.0	0.0
Ethane	0.0	0.0	0.0	0.0	0.0	0.0	0.0	0.0	0.0	0.0	0.0	0.0	0.0
NGL	0.0	0.0	0.0	0.0	0.0	0.0	0.0	0.0	0.0	0.0	0.0	0.0	0.0
Sulphur	0.0	0.0	0.0	0.0	0.0	0.0	0.0	0.0	0.0	0.0	0.0	0.0	0.0
Sulphur Closing Inv	0.0	0.0	0.0	0.0	0.0	0.0	0.0	0.0	0.0	0.0	0.0	0.0	0.0

Unit of Measurement: Gas and Gas equivalent products: 1000m3, Liquids: m3, Sulphur: MTS

VPR6200

Facility ID ABGS0079895

Facility Name ENTICE 16-28-028-25 GGS

Facility Licence # 3846

Facility Operator A1H9 EMBER

Production Month	201701	201702	201703	201704	201705	201706	201707	201708	201709	201710	201711	201712	Totals
Receipts													
Receipts from Alberta Facilities	5,018.8	4,619.1	5,321.9	5,068.6	5,195.0	4,503.1	5,068.4	5,109.7	4,846.9	4,941.3	4,717.1	4,615.1	59,025.0
Receipts from Non-Alberta Facilities	0.0	0.0	0.0	0.0	0.0	0.0	0.0	0.0	0.0	0.0	0.0	0.0	0.0
Dispositions													
Disposition													
Battery	86.1	79.3	89.8	85.7	89.4	79.1	88.3	87.8	85.3	86.6	82.7	83.4	1,023.5
Gas Gathering System	0.0	0.0	0.0	0.0	0.0	0.0	0.0	0.0	0.0	0.0	0.0	0.0	0.0
Gas Plant	0.0	0.0	0.0	0.0	0.0	0.0	0.0	0.0	0.0	0.0	0.0	0.0	0.0
Injection Facility	0.0	0.0	0.0	0.0	0.0	0.0	0.0	0.0	0.0	0.0	0.0	0.0	0.0
Meter Station	4,738.7	4,312.7	4,961.7	4,730.9	4,857.2	4,225.8	4,760.3	4,805.9	4,553.9	4,678.7	4,489.3	4,380.6	55,495.7
Other	0.0	0.0	0.0	0.0	0.0	0.0	0.0	0.0	0.0	0.0	0.0	0.0	0.0
Alberta Commercial	0.0	0.0	0.0	0.0	0.0	0.0	0.0	0.0	0.0	0.0	0.0	0.0	0.0
Alberta Industrial	0.0	0.0	0.0	0.0	0.0	0.0	0.0	0.0	0.0	0.0	0.0	0.0	0.0
Alberta Residential	0.0	0.0	0.0	0.0	0.0	0.0	0.0	0.0	0.0	0.0	0.0	0.0	0.0
Alberta Elec.Generation	0.0	0.0	0.0	0.0	0.0	0.0	0.0	0.0	0.0	0.0	0.0	0.0	0.0
Shrinkage													
Acid Gas	0.0	0.0	0.0	0.0	0.0	0.0	0.0	0.0	0.0	0.0	0.0	0.0	0.0
Other products	0.6	0.7	0.5	0.5	0.4	0.2	0.0	0.2	0.1	0.1	0.4	0.6	4.3
Fuel	159.4	146.8	166.3	158.8	165.6	146.4	163.5	162.6	158.0	160.4	153.0	155.2	1,896.0
Flared	0.0	0.0	0.0	0.0	0.0	0.0	0.0	0.0	0.0	0.0	0.0	0.0	0.0
Vented	0.4	0.0	0.0	0.1	0.0	0.6	0.5	0.1	0.0	0.1	0.0	0.0	1.8
Diff and Other	33.6	79.6	103.6	92.6	82.4	51.0	55.8	53.1	49.6	15.4	-8.3	-4.7	603.7
Process and Frac													
Pentanes Plus	3.1	3.2	2.3	2.2	1.9	0.9	0.1	1.0	0.5	0.3	2.1	2.7	20.3
Propane	0.0	0.0	0.0	0.0	0.0	0.0	0.0	0.0	0.0	0.0	0.0	0.0	0.0
Butanes	0.0	0.0	0.0	0.0	0.0	0.0	0.0	0.0	0.0	0.0	0.0	0.0	0.0
Ethane	0.0	0.0	0.0	0.0	0.0	0.0	0.0	0.0	0.0	0.0	0.0	0.0	0.0
NGL	0.0	0.0	0.0	0.0	0.0	0.0	0.0	0.0	0.0	0.0	0.0	0.0	0.0
Sulphur	0.0	0.0	0.0	0.0	0.0	0.0	0.0	0.0	0.0	0.0	0.0	0.0	0.0
Sulphur Closing Inv	0.0	0.0	0.0	0.0	0.0	0.0	0.0	0.0	0.0	0.0	0.0	0.0	0.0

Unit of Measurement: Gas and Gas equivalent products: 1000m3, Liquids: m3, Sulphur: MTS

VPR6200

Facility ID ABGS0080024

Facility Name FERRIER 12-33 GGS

Facility Licence # 27413

Facility Operator ORL9 BAYTEX

Production Month	201701	201702	201703	201704	201705	201706	201707	201708	201709	201710	201711	201712	Totals
Receipts													
Receipts from Alberta Facilities	3,507.4	3,611.4	3,759.2	5,913.8	6,612.1	6,248.2	6,349.1	5,923.8	4,484.4	4,855.3	4,540.0	4,435.8	60,240.5
Receipts from Non-Alberta Facilities	0.0	0.0	0.0	0.0	0.0	0.0	0.0	0.0	0.0	0.0	0.0	0.0	0.0
Dispositions													
Disposition													
Battery	0.0	0.0	0.0	0.0	0.0	0.0	0.0	0.0	0.0	0.0	0.0	0.0	0.0
Gas Gathering System	3,293.9	3,426.9	3,561.9	5,704.4	6,370.1	5,984.3	6,087.5	5,646.7	4,232.3	4,614.4	4,271.1	4,079.7	57,273.2
Gas Plant	0.0	0.0	0.0	0.0	0.0	0.0	0.0	0.0	0.0	0.0	0.0	0.0	0.0
Injection Facility	0.0	0.0	0.0	0.0	0.0	0.0	0.0	0.0	0.0	0.0	0.0	0.0	0.0
Meter Station	0.0	0.0	0.0	0.0	0.0	0.0	0.0	0.0	0.0	0.0	0.0	0.0	0.0
Other	0.0	0.0	0.0	0.0	0.0	0.0	0.0	0.0	0.0	0.0	0.0	0.0	0.0
Alberta Commercial	0.0	0.0	0.0	0.0	0.0	0.0	0.0	0.0	0.0	0.0	0.0	0.0	0.0
Alberta Industrial	0.0	0.0	0.0	0.0	0.0	0.0	0.0	0.0	0.0	0.0	0.0	0.0	0.0
Alberta Residential	0.0	0.0	0.0	0.0	0.0	0.0	0.0	0.0	0.0	0.0	0.0	0.0	0.0
Alberta Elec.Generation	0.0	0.0	0.0	0.0	0.0	0.0	0.0	0.0	0.0	0.0	0.0	0.0	0.0
Shrinkage													
Acid Gas	0.0	0.0	0.0	0.0	0.0	0.0	0.0	0.0	0.0	0.0	0.0	0.0	0.0
Other products	3.9	3.8	4.6	11.2	11.2	4.1	1.5	4.9	4.0	2.8	3.8	0.9	56.7
Fuel	212.0	181.7	196.1	207.8	240.3	262.4	260.5	276.0	250.7	239.6	267.5	354.6	2,949.2
Flared	1.5	2.8	1.2	1.6	1.7	1.5	1.1	1.1	1.4	1.3	1.4	1.5	18.1
Vented	0.0	0.0	0.0	0.0	0.0	0.0	0.0	0.0	0.0	0.0	0.0	0.0	0.0
Diff and Other	-3.9	-3.8	-4.6	-11.2	-11.2	-4.1	-1.5	-4.9	-4.0	-2.8	-3.8	-0.9	-56.7
Process and Frac													
Pentanes Plus	18.9	18.5	22.3	54.4	54.2	19.9	7.3	23.7	19.5	13.5	18.2	4.2	274.6
Propane	0.0	0.0	0.0	0.0	0.0	0.0	0.0	0.0	0.0	0.0	0.0	0.0	0.0
Butanes	0.0	0.0	0.0	0.0	0.0	0.0	0.0	0.0	0.0	0.0	0.0	0.0	0.0
Ethane	0.0	0.0	0.0	0.0	0.0	0.0	0.0	0.0	0.0	0.0	0.0	0.0	0.0
NGL	0.0	0.0	0.0	0.0	0.0	0.0	0.0	0.0	0.0	0.0	0.0	0.0	0.0
Sulphur	0.0	0.0	0.0	0.0	0.0	0.0	0.0	0.0	0.0	0.0	0.0	0.0	0.0
Sulphur Closing Inv	0.0	0.0	0.0	0.0	0.0	0.0	0.0	0.0	0.0	0.0	0.0	0.0	0.0

Unit of Measurement: Gas and Gas equivalent products: 1000m3, Liquids: m3, Sulphur: MTS

VPR6200

Facility ID ABGS0080626

Facility Name HOADLEY NORTH 6-2-45-2W5

Facility Licence # 23792

Facility Operator OHE9 CNRL

Production Month	201701	201702	201703	201704	201705	201706	201707	201708	201709	201710	201711	201712	Totals
Receipts													
Receipts from Alberta Facilities	11,127.8	9,963.8	10,933.6	10,547.6	10,676.6	10,074.6	10,308.2	10,238.9	9,758.9	10,080.1	9,602.8	9,521.6	122,834.5
Receipts from Non-Alberta Facilities	0.0	0.0	0.0	0.0	0.0	0.0	0.0	0.0	0.0	0.0	0.0	0.0	0.0
Dispositions													
Disposition													
Battery	27.0	21.6	22.8	21.7	23.4	44.0	40.8	39.6	38.6	50.7	47.9	51.5	429.6
Gas Gathering System	0.0	0.0	0.0	0.0	0.0	0.0	0.0	0.0	0.0	0.0	0.0	0.0	0.0
Gas Plant	10,977.9	9,781.4	10,741.6	10,345.6	10,393.6	9,895.4	10,033.6	9,954.9	9,491.3	9,839.2	9,481.3	9,414.9	120,350.7
Injection Facility	0.0	0.0	0.0	0.0	0.0	0.0	0.0	0.0	0.0	0.0	0.0	0.0	0.0
Meter Station	0.0	0.0	0.0	0.0	0.0	0.0	0.0	0.0	0.0	0.0	0.0	0.0	0.0
Other	0.0	0.0	0.0	0.0	0.0	0.0	0.0	0.0	0.0	0.0	0.0	0.0	0.0
Alberta Commercial	0.0	0.0	0.0	0.0	0.0	0.0	0.0	0.0	0.0	0.0	0.0	0.0	0.0
Alberta Industrial	0.0	0.0	0.0	0.0	0.0	0.0	0.0	0.0	0.0	0.0	0.0	0.0	0.0
Alberta Residential	0.0	0.0	0.0	0.0	0.0	0.0	0.0	0.0	0.0	0.0	0.0	0.0	0.0
Alberta Elec.Generation	0.0	0.0	0.0	0.0	0.0	0.0	0.0	0.0	0.0	0.0	0.0	0.0	0.0
Shrinkage													
Acid Gas	0.0	0.0	0.0	0.0	0.0	0.0	0.0	0.0	0.0	0.0	0.0	0.0	0.0
Other products	6.7	1.2	6.0	4.6	5.6	6.8	11.8	8.9	5.4	10.5	11.0	4.2	82.7
Fuel	0.0	0.0	0.0	0.0	0.0	0.0	0.0	0.0	0.0	0.0	0.0	0.0	0.0
Flared	0.0	0.0	0.0	0.0	0.0	0.0	0.0	0.0	0.0	0.0	0.0	0.0	0.0
Vented	0.0	0.0	0.0	0.0	0.0	0.0	0.0	0.0	0.0	0.0	0.0	0.0	0.0
Diff and Other	116.2	159.6	163.2	175.7	254.0	128.4	222.0	235.5	223.6	179.7	62.6	51.0	1,971.5
Process and Frac													
Pentanes Plus	32.4	5.8	28.8	22.2	27.2	32.8	57.1	43.0	26.1	50.9	53.2	20.1	399.6
Propane	0.0	0.0	0.0	0.0	0.0	0.0	0.0	0.0	0.0	0.0	0.0	0.0	0.0
Butanes	0.0	0.0	0.0	0.0	0.0	0.0	0.0	0.0	0.0	0.0	0.0	0.0	0.0
Ethane	0.0	0.0	0.0	0.0	0.0	0.0	0.0	0.0	0.0	0.0	0.0	0.0	0.0
NGL	0.0	0.0	0.0	0.0	0.0	0.0	0.0	0.0	0.0	0.0	0.0	0.0	0.0
Sulphur	0.0	0.0	0.0	0.0	0.0	0.0	0.0	0.0	0.0	0.0	0.0	0.0	0.0
Sulphur Closing Inv	0.0	0.0	0.0	0.0	0.0	0.0	0.0	0.0	0.0	0.0	0.0	0.0	0.0

Unit of Measurement: Gas and Gas equivalent products: 1000m3, Liquids: m3, Sulphur: MTS

VPR6200
Facility ID ABGS0080687

Facility Name Wild River 14-20 High Pressure GGS

Facility Licence # 44260

Facility Operator A573 TOURMALINE

Production Month	201701	201702	201703	201704	201705	201706	201707	201708	201709	201710	201711	201712	Totals
Receipts													
Receipts from Alberta Facilities	75,422.5	76,999.9	77,594.1	72,584.8	75,363.2	74,531.9	78,479.4	88,775.3	89,498.7	112,732.3	109,604.0	120,453.7	1,052,039.8
Receipts from Non-Alberta Facilities	0.0	0.0	0.0	0.0	0.0	0.0	0.0	0.0	0.0	0.0	0.0	0.0	0.0
Dispositions													
Disposition													
Battery	0.0	0.0	0.0	0.0	0.0	0.0	0.0	0.0	0.0	0.0	0.0	0.0	0.0
Gas Gathering System	0.0	0.0	0.0	0.0	0.0	0.0	0.0	0.0	0.0	0.0	6,254.0	9,886.5	16,140.5
Gas Plant	74,777.7	76,055.8	76,562.3	71,373.2	74,332.2	73,514.7	77,420.4	87,765.9	89,498.7	109,843.2	101,222.7	105,527.5	1,017,894.3
Injection Facility	0.0	0.0	0.0	0.0	0.0	0.0	0.0	0.0	0.0	0.0	0.0	0.0	0.0
Meter Station	0.0	0.0	0.0	0.0	0.0	0.0	0.0	0.0	0.0	0.0	0.0	0.0	0.0
Other	0.0	0.0	0.0	0.0	0.0	0.0	0.0	0.0	0.0	0.0	0.0	0.0	0.0
Alberta Commercial	0.0	0.0	0.0	0.0	0.0	0.0	0.0	0.0	0.0	0.0	0.0	0.0	0.0
Alberta Industrial	0.0	0.0	0.0	0.0	0.0	0.0	0.0	0.0	0.0	0.0	0.0	0.0	0.0
Alberta Residential	0.0	0.0	0.0	0.0	0.0	0.0	0.0	0.0	0.0	0.0	0.0	0.0	0.0
Alberta Elec.Generation	0.0	0.0	0.0	0.0	0.0	0.0	0.0	0.0	0.0	0.0	0.0	0.0	0.0
Shrinkage													
Acid Gas	0.0	0.0	0.0	0.0	0.0	0.0	0.0	0.0	0.0	0.0	0.0	0.0	0.0
Other products	357.2	219.0	332.9	211.2	184.0	151.7	124.5	97.1	131.1	206.3	171.9	175.9	2,362.8
Fuel	1,022.6	943.5	1,031.1	1,011.3	1,030.3	1,016.4	1,058.7	1,000.7	0.0	1,571.6	1,482.2	1,269.9	12,438.3
Flared	2.7	0.0	0.1	2.7	0.1	0.1	0.2	8.1	0.0	0.5	0.4	2.8	17.7
Vented	0.6	0.6	0.6	0.5	0.6	0.7	0.1	0.6	0.0	0.1	0.0	0.2	4.6
Diff and Other	-738.3	-219.0	-332.9	-14.1	-184.0	-151.7	-124.5	-97.1	-131.1	1,110.6	472.8	3,590.9	3,181.6
Process and Frac													
Pentanes Plus	1,728.3	1,059.5	1,610.6	1,021.7	890.2	734.0	602.2	469.6	634.5	998.2	832.0	851.2	11,432.0
Propane	0.0	0.0	0.0	0.0	0.0	0.0	0.0	0.0	0.0	0.0	0.0	0.0	0.0
Butanes	0.0	0.0	0.0	0.0	0.0	0.0	0.0	0.0	0.0	0.0	0.0	0.0	0.0
Ethane	0.0	0.0	0.0	0.0	0.0	0.0	0.0	0.0	0.0	0.0	0.0	0.0	0.0
NGL	0.0	0.0	0.0	0.0	0.0	0.0	0.0	0.0	0.0	0.0	0.0	0.0	0.0
Sulphur	0.0	0.0	0.0	0.0	0.0	0.0	0.0	0.0	0.0	0.0	0.0	0.0	0.0
Sulphur Closing Inv	0.0	0.0	0.0	0.0	0.0	0.0	0.0	0.0	0.0	0.0	0.0	0.0	0.0

Unit of Measurement: Gas and Gas equivalent products: 1000m3, Liquids: m3, Sulphur: MTS

VPR6200

Facility ID ABGS0080737

Facility Name PEMBINA 7-31-48-8W5 COMPRESSOR

Facility Licence # 28967

Facility Operator A5D4 CVE

Production Month	201701	201702	201703	201704	201705	201706	201707	201708	201709	201710	201711	201712	Totals
Receipts													
Receipts from Alberta Facilities	950.9	874.4	887.5	831.5	927.5	797.5	778.7	842.4	767.0	758.7	720.7	707.6	9,844.4
Receipts from Non-Alberta Facilities	0.0	0.0	0.0	0.0	0.0	0.0	0.0	0.0	0.0	0.0	0.0	0.0	0.0
Dispositions													
Disposition													
Battery	0.0	0.0	0.0	0.0	0.0	0.0	0.0	0.0	0.0	0.0	0.0	0.0	0.0
Gas Gathering System	905.5	844.6	848.1	793.8	889.0	758.2	740.4	809.4	728.8	721.6	682.1	685.2	9,406.7
Gas Plant	0.0	0.0	0.0	0.0	0.0	0.0	0.0	0.0	0.0	0.0	0.0	0.0	0.0
Injection Facility	0.0	0.0	0.0	0.0	0.0	0.0	0.0	0.0	0.0	0.0	0.0	0.0	0.0
Meter Station	0.0	0.0	0.0	0.0	0.0	0.0	0.0	0.0	0.0	0.0	0.0	0.0	0.0
Other	0.0	0.0	0.0	0.0	0.0	0.0	0.0	0.0	0.0	0.0	0.0	0.0	0.0
Alberta Commercial	0.0	0.0	0.0	0.0	0.0	0.0	0.0	0.0	0.0	0.0	0.0	0.0	0.0
Alberta Industrial	0.0	0.0	0.0	0.0	0.0	0.0	0.0	0.0	0.0	0.0	0.0	0.0	0.0
Alberta Residential	0.0	0.0	0.0	0.0	0.0	0.0	0.0	0.0	0.0	0.0	0.0	0.0	0.0
Alberta Elec.Generation	0.0	0.0	0.0	0.0	0.0	0.0	0.0	0.0	0.0	0.0	0.0	0.0	0.0
Shrinkage													
Acid Gas	0.0	0.0	0.0	0.0	0.0	0.0	0.0	0.0	0.0	0.0	0.0	0.0	0.0
Other products	4.8	5.2	5.9	2.5	0.0	4.8	0.0	2.3	7.1	1.2	0.0	6.2	40.0
Fuel	45.4	29.8	39.4	37.7	38.5	39.3	38.3	33.0	38.2	37.1	38.6	22.0	437.3
Flared	0.0	0.0	0.0	0.0	0.0	0.0	0.0	0.0	0.0	0.0	0.0	0.0	0.0
Vented	0.0	0.0	0.0	0.0	0.0	0.0	0.0	0.0	0.0	0.0	0.0	0.4	0.4
Diff and Other	-4.8	-5.2	-5.9	-2.5	0.0	-4.8	0.0	-2.3	-7.1	-1.2	0.0	-6.2	-40.0
Process and Frac													
Pentanes Plus	23.4	25.0	28.5	12.2	0.1	23.2	0.2	11.1	34.2	5.6	0.0	30.1	193.6
Propane	0.0	0.0	0.0	0.0	0.0	0.0	0.0	0.0	0.0	0.0	0.0	0.0	0.0
Butanes	0.0	0.0	0.0	0.0	0.0	0.0	0.0	0.0	0.0	0.0	0.0	0.0	0.0
Ethane	0.0	0.0	0.0	0.0	0.0	0.0	0.0	0.0	0.0	0.0	0.0	0.0	0.0
NGL	0.0	0.0	0.0	0.0	0.0	0.0	0.0	0.0	0.0	0.0	0.0	0.0	0.0
Sulphur	0.0	0.0	0.0	0.0	0.0	0.0	0.0	0.0	0.0	0.0	0.0	0.0	0.0
Sulphur Closing Inv	0.0	0.0	0.0	0.0	0.0	0.0	0.0	0.0	0.0	0.0	0.0	0.0	0.0

Unit of Measurement: Gas and Gas equivalent products: 1000m3, Liquids: m3, Sulphur: MTS

VPR6200

Facility ID ABGS0081370

Facility Name NRK NORTH FERRIER 5-10-42-9- W5 GGS

Facility Licence # 31327

Facility Operator A2TG TQN

Production Month	201701	201702	201703	201704	201705	201706	201707	201708	201709	201710	201711	201712	Totals
Receipts													
Receipts from Alberta Facilities	4,341.4	4,248.0	4,450.4	4,418.1	3,202.0	2,411.9	5,757.8	4,313.8	4,876.4	4,650.4	3,847.5	3,909.3	50,427.0
Receipts from Non-Alberta Facilities	0.0	0.0	0.0	0.0	0.0	0.0	0.0	0.0	0.0	0.0	0.0	0.0	0.0
Dispositions													
Disposition													
Battery	0.0	0.0	0.0	0.0	0.0	0.0	0.0	0.0	0.0	0.0	0.0	0.0	0.0
Gas Gathering System	4,204.6	4,172.7	4,448.4	4,389.5	3,204.8	2,328.5	5,624.2	4,295.4	4,889.5	4,404.6	3,644.4	3,766.2	49,372.8
Gas Plant	0.0	0.0	0.0	0.0	0.0	0.0	0.0	0.0	0.0	0.0	0.0	0.0	0.0
Injection Facility	0.0	0.0	0.0	0.0	0.0	0.0	0.0	0.0	0.0	0.0	0.0	0.0	0.0
Meter Station	0.0	0.0	0.0	0.0	0.0	0.0	0.0	0.0	0.0	0.0	0.0	0.0	0.0
Other	0.0	0.0	0.0	0.0	0.0	0.0	0.0	0.0	0.0	0.0	0.0	0.0	0.0
Alberta Commercial	0.0	0.0	0.0	0.0	0.0	0.0	0.0	0.0	0.0	0.0	0.0	0.0	0.0
Alberta Industrial	0.0	0.0	0.0	0.0	0.0	0.0	0.0	0.0	0.0	0.0	0.0	0.0	0.0
Alberta Residential	0.0	0.0	0.0	0.0	0.0	0.0	0.0	0.0	0.0	0.0	0.0	0.0	0.0
Alberta Elec.Generation	0.0	0.0	0.0	0.0	0.0	0.0	0.0	0.0	0.0	0.0	0.0	0.0	0.0
Shrinkage													
Acid Gas	0.0	0.0	0.0	0.0	0.0	0.0	0.0	0.0	0.0	0.0	0.0	0.0	0.0
Other products	1.7	3.3	10.7	0.5	10.7	25.8	1.2	2.0	3.7	1.1	1.0	1.0	62.7
Fuel	171.7	156.7	164.8	170.7	119.7	86.7	226.9	148.6	166.8	165.4	157.2	149.4	1,884.6
Flared	0.1	0.2	0.9	0.1	0.8	2.7	0.2	0.1	0.8	0.2	0.1	0.1	6.3
Vented	0.0	0.0	0.0	0.0	0.0	0.0	0.0	0.0	0.0	0.0	0.0	0.0	0.0
Diff and Other	-36.7	-84.9	-174.4	-142.7	-134.0	-31.8	-94.7	-132.3	-184.4	79.1	44.8	-7.4	-899.4
Process and Frac													
Pentanes Plus	8.0	16.2	51.6	2.3	51.9	124.9	6.0	9.5	18.1	5.3	5.0	4.7	303.5
Propane	0.0	0.0	0.0	0.0	0.0	0.0	0.0	0.0	0.0	0.0	0.0	0.0	0.0
Butanes	0.0	0.0	0.0	0.0	0.0	0.0	0.0	0.0	0.0	0.0	0.0	0.0	0.0
Ethane	0.0	0.0	0.0	0.0	0.0	0.0	0.0	0.0	0.0	0.0	0.0	0.0	0.0
NGL	0.0	0.0	0.0	0.0	0.0	0.0	0.0	0.0	0.0	0.0	0.0	0.0	0.0
Sulphur	0.0	0.0	0.0	0.0	0.0	0.0	0.0	0.0	0.0	0.0	0.0	0.0	0.0
Sulphur Closing Inv	0.0	0.0	0.0	0.0	0.0	0.0	0.0	0.0	0.0	0.0	0.0	0.0	0.0

Unit of Measurement: Gas and Gas equivalent products: 1000m3, Liquids: m3, Sulphur: MTS

VPR6200

Facility ID ABGS0081586

Facility Name PEMBINA 3-1-49-10W5 COMPRESSOR

Facility Licence # 31563

Facility Operator A5D4 CVE

Production Month	201701	201702	201703	201704	201705	201706	201707	201708	201709	201710	201711	201712	Totals
Receipts													
Receipts from Alberta Facilities	127.9	137.1	142.8	128.6	136.9	110.1	153.2	149.8	143.5	147.3	117.9	119.5	1,614.6
Receipts from Non-Alberta Facilities	0.0	0.0	0.0	0.0	0.0	0.0	0.0	0.0	0.0	0.0	0.0	0.0	0.0
Dispositions													
Disposition													
Battery	0.0	0.0	0.0	0.0	0.0	0.0	0.0	0.0	0.0	0.0	0.0	0.0	0.0
Gas Gathering System	117.1	129.3	131.4	119.0	124.2	101.3	143.0	139.7	133.5	125.0	106.8	108.4	1,478.7
Gas Plant	0.0	0.0	0.0	0.0	0.0	0.0	0.0	0.0	0.0	0.0	0.0	0.0	0.0
Injection Facility	0.0	0.0	0.0	0.0	0.0	0.0	0.0	0.0	0.0	0.0	0.0	0.0	0.0
Meter Station	0.0	0.0	0.0	0.0	0.0	0.0	0.0	0.0	0.0	0.0	0.0	0.0	0.0
Other	0.0	0.0	0.0	0.0	0.0	0.0	0.0	0.0	0.0	0.0	0.0	0.0	0.0
Alberta Commercial	0.0	0.0	0.0	0.0	0.0	0.0	0.0	0.0	0.0	0.0	0.0	0.0	0.0
Alberta Industrial	0.0	0.0	0.0	0.0	0.0	0.0	0.0	0.0	0.0	0.0	0.0	0.0	0.0
Alberta Residential	0.0	0.0	0.0	0.0	0.0	0.0	0.0	0.0	0.0	0.0	0.0	0.0	0.0
Alberta Elec.Generation	0.0	0.0	0.0	0.0	0.0	0.0	0.0	0.0	0.0	0.0	0.0	0.0	0.0
Shrinkage													
Acid Gas	0.0	0.0	0.0	0.0	0.0	0.0	0.0	0.0	0.0	0.0	0.0	0.0	0.0
Other products	0.0	0.0	0.0	0.0	0.0	0.0	0.0	0.0	0.0	0.0	0.0	1.2	1.2
Fuel	10.6	7.2	11.3	9.5	12.7	8.8	10.2	10.1	10.1	9.0	10.9	11.1	121.5
Flared	0.2	0.6	0.1	0.1	0.0	0.0	0.0	0.0	0.0	0.0	0.2	0.0	1.2
Vented	0.0	0.0	0.0	0.0	0.0	0.0	0.0	0.0	0.0	0.0	0.0	0.0	0.0
Diff and Other	0.0	0.0	0.0	0.0	0.0	0.0	0.0	0.0	-0.1	13.3	0.0	-1.2	12.0
Process and Frac													
Pentanes Plus	0.0	0.0	0.0	0.0	0.0	0.0	0.0	0.0	0.0	0.0	0.0	6.0	6.0
Propane	0.0	0.0	0.0	0.0	0.0	0.0	0.0	0.0	0.0	0.0	0.0	0.0	0.0
Butanes	0.0	0.0	0.0	0.0	0.0	0.0	0.0	0.0	0.0	0.0	0.0	0.0	0.0
Ethane	0.0	0.0	0.0	0.0	0.0	0.0	0.0	0.0	0.0	0.0	0.0	0.0	0.0
NGL	0.0	0.0	0.0	0.0	0.0	0.0	0.0	0.0	0.0	0.0	0.0	0.0	0.0
Sulphur	0.0	0.0	0.0	0.0	0.0	0.0	0.0	0.0	0.0	0.0	0.0	0.0	0.0
Sulphur Closing Inv	0.0	0.0	0.0	0.0	0.0	0.0	0.0	0.0	0.0	0.0	0.0	0.0	0.0

Unit of Measurement: Gas and Gas equivalent products: 1000m3, Liquids: m3, Sulphur: MTS

VPR6200

Facility ID ABGS0082023

Facility Name MERIDIAN 08-04-44-07 W5M

Facility Licence # 31731

Facility Operator A5E0 BELLATRIX

Production Month	201701	201702	201703	201704	201705	201706	201707	201708	201709	201710	201711	201712	Totals
Receipts													
Receipts from Alberta Facilities	7,642.0	7,367.0	6,483.5	13,820.6	14,325.1	13,673.4	13,010.3	13,171.8	15,933.5	17,810.8	16,428.6	14,187.7	153,854.3
Receipts from Non-Alberta Facilities	0.0	0.0	0.0	0.0	0.0	0.0	0.0	0.0	0.0	0.0	0.0	0.0	0.0
Dispositions													
Disposition													
Battery	0.0	0.0	0.0	0.0	0.0	0.0	0.0	0.0	0.0	0.0	0.0	0.0	0.0
Gas Gathering System	7,147.0	6,466.9	6,456.9	13,089.2	13,417.9	12,883.5	12,261.4	12,455.2	15,046.8	17,101.6	15,550.3	12,809.0	144,685.7
Gas Plant	0.0	0.0	0.0	0.0	0.0	0.0	0.0	0.0	0.0	0.0	0.0	0.0	0.0
Injection Facility	0.0	0.0	0.0	0.0	0.0	0.0	0.0	0.0	0.0	0.0	0.0	0.0	0.0
Meter Station	0.0	0.0	0.0	0.0	0.0	0.0	0.0	0.0	0.0	0.0	0.0	0.0	0.0
Other	0.0	0.0	0.0	0.0	0.0	0.0	0.0	0.0	0.0	0.0	0.0	0.0	0.0
Alberta Commercial	0.0	0.0	0.0	0.0	0.0	0.0	0.0	0.0	0.0	0.0	0.0	0.0	0.0
Alberta Industrial	0.0	0.0	0.0	0.0	0.0	0.0	0.0	0.0	0.0	0.0	0.0	0.0	0.0
Alberta Residential	0.0	0.0	0.0	0.0	0.0	0.0	0.0	0.0	0.0	0.0	0.0	0.0	0.0
Alberta Elec.Generation	0.0	0.0	0.0	0.0	0.0	0.0	0.0	0.0	0.0	0.0	0.0	0.0	0.0
Shrinkage													
Acid Gas	0.0	0.0	0.0	0.0	0.0	0.0	0.0	0.0	0.0	0.0	0.0	0.0	0.0
Other products	0.0	39.1	54.6	23.6	17.5	46.1	65.2	94.1	108.7	165.2	168.8	126.5	909.4
Fuel	405.2	719.6	346.0	562.0	633.6	596.5	549.0	556.0	579.9	619.9	576.0	613.2	6,756.9
Flared	0.0	0.0	0.0	0.0	0.0	0.0	0.0	4.3	0.0	0.0	0.0	2.6	6.9
Vented	0.0	0.0	0.0	0.0	0.0	0.0	0.0	0.0	0.0	0.0	0.0	5.5	5.5
Diff and Other	89.8	141.4	-374.0	145.8	256.1	147.3	134.7	62.2	198.1	-75.9	133.5	630.9	1,489.9
Process and Frac													
Pentanes Plus	0.0	189.1	264.1	114.2	84.7	223.0	315.7	455.5	525.8	799.4	816.9	612.2	4,400.6
Propane	0.0	0.0	0.0	0.0	0.0	0.0	0.0	0.0	0.0	0.0	0.0	0.0	0.0
Butanes	0.0	0.0	0.0	0.0	0.0	0.0	0.0	0.0	0.0	0.0	0.0	0.0	0.0
Ethane	0.0	0.0	0.0	0.0	0.0	0.0	0.0	0.0	0.0	0.0	0.0	0.0	0.0
NGL	0.0	0.0	0.0	0.0	0.0	0.0	0.0	0.0	0.0	0.0	0.0	0.0	0.0
Sulphur	0.0	0.0	0.0	0.0	0.0	0.0	0.0	0.0	0.0	0.0	0.0	0.0	0.0
Sulphur Closing Inv	0.0	0.0	0.0	0.0	0.0	0.0	0.0	0.0	0.0	0.0	0.0	0.0	0.0

Unit of Measurement: Gas and Gas equivalent products: 1000m3, Liquids: m3, Sulphur: MTS

VPR6200

Facility ID ABGS0082024

Facility Name MERIDIAN 08-14-44-07 W5M

Facility Licence # 31909

Facility Operator A5E0 BELLATRIX

Production Month	201701	201702	201703	201704	201705	201706	201707	201708	201709	201710	201711	201712	Totals
Receipts													
Receipts from Alberta Facilities	1,492.0	1,375.8	1,566.1	1,553.3	1,338.0	1,488.7	1,436.5	1,301.1	1,367.0	1,440.5	1,241.1	1,559.3	17,159.4
Receipts from Non-Alberta Facilities	0.0	0.0	0.0	0.0	0.0	0.0	0.0	0.0	0.0	0.0	0.0	0.0	0.0
Dispositions													
Disposition													
Battery	0.0	0.0	0.0	0.0	0.0	0.0	0.0	0.0	0.0	0.0	0.0	0.0	0.0
Gas Gathering System	1,442.2	1,256.9	1,342.7	1,217.7	1,057.2	1,357.9	1,388.2	1,313.1	1,273.7	1,436.9	1,090.6	1,406.5	15,583.6
Gas Plant	0.0	0.0	0.0	0.0	0.0	0.0	0.0	0.0	0.0	0.0	0.0	0.0	0.0
Injection Facility	0.0	0.0	0.0	0.0	0.0	0.0	0.0	0.0	0.0	0.0	0.0	0.0	0.0
Meter Station	0.0	0.0	0.0	0.0	0.0	0.0	0.0	0.0	0.0	0.0	0.0	0.0	0.0
Other	0.0	0.0	0.0	0.0	0.0	0.0	0.0	0.0	0.0	0.0	0.0	0.0	0.0
Alberta Commercial	0.0	0.0	0.0	0.0	0.0	0.0	0.0	0.0	0.0	0.0	0.0	0.0	0.0
Alberta Industrial	0.0	0.0	0.0	0.0	0.0	0.0	0.0	0.0	0.0	0.0	0.0	0.0	0.0
Alberta Residential	0.0	0.0	0.0	0.0	0.0	0.0	0.0	0.0	0.0	0.0	0.0	0.0	0.0
Alberta Elec.Generation	0.0	0.0	0.0	0.0	0.0	0.0	0.0	0.0	0.0	0.0	0.0	0.0	0.0
Shrinkage													
Acid Gas	0.0	0.0	0.0	0.0	0.0	0.0	0.0	0.0	0.0	0.0	0.0	0.0	0.0
Other products	0.0	11.8	13.9	25.9	12.8	13.8	5.2	11.8	12.4	15.6	13.8	9.8	146.8
Fuel	58.2	63.2	56.5	56.7	52.3	54.4	54.2	55.2	53.7	58.3	52.5	64.2	679.4
Flared	0.0	0.0	0.0	0.0	0.0	0.0	0.0	0.0	0.0	0.0	0.0	0.0	0.0
Vented	0.0	0.0	0.0	0.0	0.0	0.0	0.0	0.0	0.0	0.0	0.0	0.0	0.0
Diff and Other	-8.4	43.9	153.0	253.0	215.7	62.6	-11.1	-79.0	27.2	-70.3	84.2	78.8	749.6
Process and Frac													
Pentanes Plus	0.0	57.0	67.1	125.1	62.1	66.6	25.3	56.9	59.9	75.6	66.9	47.6	710.1
Propane	0.0	0.0	0.0	0.0	0.0	0.0	0.0	0.0	0.0	0.0	0.0	0.0	0.0
Butanes	0.0	0.0	0.0	0.0	0.0	0.0	0.0	0.0	0.0	0.0	0.0	0.0	0.0
Ethane	0.0	0.0	0.0	0.0	0.0	0.0	0.0	0.0	0.0	0.0	0.0	0.0	0.0
NGL	0.0	0.0	0.0	0.0	0.0	0.0	0.0	0.0	0.0	0.0	0.0	0.0	0.0
Sulphur	0.0	0.0	0.0	0.0	0.0	0.0	0.0	0.0	0.0	0.0	0.0	0.0	0.0
Sulphur Closing Inv	0.0	0.0	0.0	0.0	0.0	0.0	0.0	0.0	0.0	0.0	0.0	0.0	0.0

Unit of Measurement: Gas and Gas equivalent products: 1000m3, Liquids: m3, Sulphur: MTS

VPR6200

Facility ID ABGS0082568

Facility Name Angle Rosevear 7-20-53-15W5 GGS

Facility Licence # 31888

Facility Operator A5RX BEC

Production Month	201701	201702	201703	201704	201705	201706	201707	201708	201709	201710	201711	201712	Totals
Receipts													
Receipts from Alberta Facilities	8,905.6	7,450.5	8,398.6	8,178.1	8,570.5	8,385.5	8,259.1	7,965.4	7,699.8	6,760.1	7,180.7	7,115.7	94,869.6
Receipts from Non-Alberta Facilities	0.0	0.0	0.0	0.0	0.0	0.0	0.0	0.0	0.0	0.0	0.0	0.0	0.0
Dispositions													
Disposition													
Battery	0.0	0.0	0.0	0.0	0.0	0.0	0.0	0.0	0.0	0.0	0.0	0.0	0.0
Gas Gathering System	8,610.1	7,234.5	8,094.0	7,885.6	8,278.8	8,094.7	7,970.9	7,685.3	7,403.4	6,509.0	6,895.7	6,834.9	91,496.9
Gas Plant	0.0	0.0	0.0	0.0	0.0	0.0	0.0	0.0	0.0	0.0	0.0	0.0	0.0
Injection Facility	0.0	0.0	0.0	0.0	0.0	0.0	0.0	0.0	0.0	0.0	0.0	0.0	0.0
Meter Station	0.0	0.0	0.0	0.0	0.0	0.0	0.0	0.0	0.0	0.0	0.0	0.0	0.0
Other	0.0	0.0	0.0	0.0	0.0	0.0	0.0	0.0	0.0	0.0	0.0	0.0	0.0
Alberta Commercial	0.0	0.0	0.0	0.0	0.0	0.0	0.0	0.0	0.0	0.0	0.0	0.0	0.0
Alberta Industrial	0.0	0.0	0.0	0.0	0.0	0.0	0.0	0.0	0.0	0.0	0.0	0.0	0.0
Alberta Residential	0.0	0.0	0.0	0.0	0.0	0.0	0.0	0.0	0.0	0.0	0.0	0.0	0.0
Alberta Elec.Generation	0.0	0.0	0.0	0.0	0.0	0.0	0.0	0.0	0.0	0.0	0.0	0.0	0.0
Shrinkage													
Acid Gas	0.0	0.0	0.0	0.0	0.0	0.0	0.0	0.0	0.0	0.0	0.0	0.0	0.0
Other products	0.0	0.0	2.1	6.0	12.0	0.0	0.0	0.0	2.9	3.5	0.0	0.0	26.5
Fuel	295.3	213.7	303.2	292.5	291.5	290.8	288.2	280.1	296.4	251.1	285.0	280.8	3,368.6
Flared	0.0	0.0	0.0	0.0	0.0	0.0	0.0	0.0	0.0	0.0	0.0	0.0	0.0
Vented	0.2	2.3	1.4	0.0	0.2	0.0	0.0	0.0	0.0	0.0	0.0	0.0	4.1
Diff and Other	0.0	0.0	-2.1	-6.0	-12.0	0.0	0.0	0.0	-2.9	-3.5	0.0	0.0	-26.5
Process and Frac													
Pentanes Plus	0.0	0.0	10.1	29.0	58.0	0.0	0.0	0.0	14.0	17.0	0.0	0.0	128.1
Propane	0.0	0.0	0.0	0.0	0.0	0.0	0.0	0.0	0.0	0.0	0.0	0.0	0.0
Butanes	0.0	0.0	0.0	0.0	0.0	0.0	0.0	0.0	0.0	0.0	0.0	0.0	0.0
Ethane	0.0	0.0	0.0	0.0	0.0	0.0	0.0	0.0	0.0	0.0	0.0	0.0	0.0
NGL	0.0	0.0	0.0	0.0	0.0	0.0	0.0	0.0	0.0	0.0	0.0	0.0	0.0
Sulphur	0.0	0.0	0.0	0.0	0.0	0.0	0.0	0.0	0.0	0.0	0.0	0.0	0.0
Sulphur Closing Inv	0.0	0.0	0.0	0.0	0.0	0.0	0.0	0.0	0.0	0.0	0.0	0.0	0.0

Unit of Measurement: Gas and Gas equivalent products: 1000m3, Liquids: m3, Sulphur: MTS

VPR6200

Facility ID ABGS0082768

Facility Name WINTERING HILLS 6-4-026-17W4

Facility Licence # 3528

Facility Operator A7NW TXNE

Production Month	201701	201702	201703	201704	201705	201706	201707	201708	201709	201710	201711	201712	Totals
Receipts													
Receipts from Alberta Facilities	734.9	699.0	733.0	820.3	714.4	690.6	744.2	788.0	708.0	771.0	636.0	707.6	8,747.0
Receipts from Non-Alberta Facilities	0.0	0.0	0.0	0.0	0.0	0.0	0.0	0.0	0.0	0.0	0.0	0.0	0.0
Dispositions													
Disposition													
Battery	0.0	0.0	0.0	0.0	0.0	0.0	0.0	0.0	0.0	0.0	0.0	0.0	0.0
Gas Gathering System	698.8	668.2	698.9	787.3	680.3	657.6	710.1	753.9	675.0	736.9	603.0	673.5	8,343.5
Gas Plant	0.0	0.0	0.0	0.0	0.0	0.0	0.0	0.0	0.0	0.0	0.0	0.0	0.0
Injection Facility	0.0	0.0	0.0	0.0	0.0	0.0	0.0	0.0	0.0	0.0	0.0	0.0	0.0
Meter Station	0.0	0.0	0.0	0.0	0.0	0.0	0.0	0.0	0.0	0.0	0.0	0.0	0.0
Other	0.0	0.0	0.0	0.0	0.0	0.0	0.0	0.0	0.0	0.0	0.0	0.0	0.0
Alberta Commercial	0.0	0.0	0.0	0.0	0.0	0.0	0.0	0.0	0.0	0.0	0.0	0.0	0.0
Alberta Industrial	0.0	0.0	0.0	0.0	0.0	0.0	0.0	0.0	0.0	0.0	0.0	0.0	0.0
Alberta Residential	0.0	0.0	0.0	0.0	0.0	0.0	0.0	0.0	0.0	0.0	0.0	0.0	0.0
Alberta Elec.Generation	0.0	0.0	0.0	0.0	0.0	0.0	0.0	0.0	0.0	0.0	0.0	0.0	0.0
Shrinkage													
Acid Gas	0.0	0.0	0.0	0.0	0.0	0.0	0.0	0.0	0.0	0.0	0.0	0.0	0.0
Other products	2.0	0.0	0.0	0.0	0.0	0.0	0.0	0.0	0.0	0.0	0.0	0.0	2.0
Fuel	34.1	30.8	34.1	33.0	34.1	33.0	34.1	34.1	33.0	34.1	33.0	34.1	401.5
Flared	0.0	0.0	0.0	0.0	0.0	0.0	0.0	0.0	0.0	0.0	0.0	0.0	0.0
Vented	0.0	0.0	0.0	0.0	0.0	0.0	0.0	0.0	0.0	0.0	0.0	0.0	0.0
Diff and Other	0.0	0.0	0.0	0.0	0.0	0.0	0.0	0.0	0.0	0.0	0.0	0.0	0.0
Process and Frac													
Pentanes Plus	9.8	0.0	0.0	0.0	0.0	0.0	0.0	0.0	0.0	0.0	0.0	0.0	9.8
Propane	0.0	0.0	0.0	0.0	0.0	0.0	0.0	0.0	0.0	0.0	0.0	0.0	0.0
Butanes	0.0	0.0	0.0	0.0	0.0	0.0	0.0	0.0	0.0	0.0	0.0	0.0	0.0
Ethane	0.0	0.0	0.0	0.0	0.0	0.0	0.0	0.0	0.0	0.0	0.0	0.0	0.0
NGL	0.0	0.0	0.0	0.0	0.0	0.0	0.0	0.0	0.0	0.0	0.0	0.0	0.0
Sulphur	0.0	0.0	0.0	0.0	0.0	0.0	0.0	0.0	0.0	0.0	0.0	0.0	0.0
Sulphur Closing Inv	0.0	0.0	0.0	0.0	0.0	0.0	0.0	0.0	0.0	0.0	0.0	0.0	0.0

Unit of Measurement: Gas and Gas equivalent products: 1000m3, Liquids: m3, Sulphur: MTS

VPR6200

Facility ID ABGS0082862

Facility Name FIND DRUM GGS 09-13-029-19 W4

Facility Licence # 21716

Facility Operator A2TG TQN

Production Month	201701	201702	201703	201704	201705	201706	201707	201708	201709	201710	201711	201712	Totals
Receipts													
Receipts from Alberta Facilities	67.2	52.0	63.0	62.0	69.7	72.7	73.4	68.7	54.5	58.5	50.9	36.9	729.5
Receipts from Non-Alberta Facilities	0.0	0.0	0.0	0.0	0.0	0.0	0.0	0.0	0.0	0.0	0.0	0.0	0.0
Dispositions													
Disposition													
Battery	0.0	0.0	0.0	0.0	0.0	0.0	0.0	0.0	0.0	0.0	0.0	0.0	0.0
Gas Gathering System	67.1	51.6	62.6	61.6	69.2	72.3	72.9	68.2	54.1	58.0	50.5	36.4	724.5
Gas Plant	0.0	0.0	0.0	0.0	0.0	0.0	0.0	0.0	0.0	0.0	0.0	0.0	0.0
Injection Facility	0.0	0.0	0.0	0.0	0.0	0.0	0.0	0.0	0.0	0.0	0.0	0.0	0.0
Meter Station	0.0	0.0	0.0	0.0	0.0	0.0	0.0	0.0	0.0	0.0	0.0	0.0	0.0
Other	0.0	0.0	0.0	0.0	0.0	0.0	0.0	0.0	0.0	0.0	0.0	0.0	0.0
Alberta Commercial	0.0	0.0	0.0	0.0	0.0	0.0	0.0	0.0	0.0	0.0	0.0	0.0	0.0
Alberta Industrial	0.0	0.0	0.0	0.0	0.0	0.0	0.0	0.0	0.0	0.0	0.0	0.0	0.0
Alberta Residential	0.0	0.0	0.0	0.0	0.0	0.0	0.0	0.0	0.0	0.0	0.0	0.0	0.0
Alberta Elec.Generation	0.0	0.0	0.0	0.0	0.0	0.0	0.0	0.0	0.0	0.0	0.0	0.0	0.0
Shrinkage													
Acid Gas	0.0	0.0	0.0	0.0	0.0	0.0	0.0	0.0	0.0	0.0	0.0	0.0	0.0
Other products	0.0	2.2	0.0	0.0	0.0	0.0	0.0	0.0	0.0	0.0	0.0	0.0	2.2
Fuel	0.0	0.4	0.4	0.4	0.5	0.4	0.5	0.5	0.4	0.5	0.4	0.5	4.9
Flared	0.0	0.0	0.0	0.0	0.0	0.0	0.0	0.0	0.0	0.0	0.0	0.0	0.0
Vented	0.0	0.0	0.0	0.0	0.0	0.0	0.0	0.0	0.0	0.0	0.0	0.0	0.0
Diff and Other	0.1	-2.2	0.0	0.0	0.0	0.0	0.0	0.0	0.0	0.0	0.0	0.0	-2.1
Process and Frac													
Pentanes Plus	0.0	10.8	0.0	0.0	0.0	0.0	0.0	0.0	0.0	0.0	0.0	0.0	10.8
Propane	0.0	0.0	0.0	0.0	0.0	0.0	0.0	0.0	0.0	0.0	0.0	0.0	0.0
Butanes	0.0	0.0	0.0	0.0	0.0	0.0	0.0	0.0	0.0	0.0	0.0	0.0	0.0
Ethane	0.0	0.0	0.0	0.0	0.0	0.0	0.0	0.0	0.0	0.0	0.0	0.0	0.0
NGL	0.0	0.0	0.0	0.0	0.0	0.0	0.0	0.0	0.0	0.0	0.0	0.0	0.0
Sulphur	0.0	0.0	0.0	0.0	0.0	0.0	0.0	0.0	0.0	0.0	0.0	0.0	0.0
Sulphur Closing Inv	0.0	0.0	0.0	0.0	0.0	0.0	0.0	0.0	0.0	0.0	0.0	0.0	0.0

Unit of Measurement: Gas and Gas equivalent products: 1000m3, Liquids: m3, Sulphur: MTS

VPR6200

Facility ID ABGS0082885

Facility Name GOLD CREEK 15-19-066-04W6 GGS

Facility Licence # 31481

Facility Operator OAW4 PARA

Production Month	201701	201702	201703	201704	201705	201706	201707	201708	201709	201710	201711	201712	Totals
Receipts													
Receipts from Alberta Facilities	3,355.7	1,485.1	1,459.0	856.7	3,116.7	3,537.2	4,617.3	1,551.2	2,646.4	3,147.3	3,122.2	2,923.9	31,818.7
Receipts from Non-Alberta Facilities	0.0	0.0	0.0	0.0	0.0	0.0	0.0	0.0	0.0	0.0	0.0	0.0	0.0
Dispositions													
Disposition													
Battery	0.0	0.0	0.0	0.0	0.0	0.0	0.0	0.0	0.0	0.0	0.0	0.0	0.0
Gas Gathering System	3,142.4	1,382.7	1,342.2	793.7	2,980.0	3,387.1	4,451.3	1,459.1	2,514.3	2,992.6	2,927.5	2,618.0	29,990.9
Gas Plant	0.0	0.0	0.0	0.0	0.0	0.0	0.0	0.0	0.0	0.0	0.0	0.0	0.0
Injection Facility	0.0	0.0	0.0	0.0	0.0	0.0	0.0	0.0	0.0	0.0	0.0	0.0	0.0
Meter Station	0.0	0.0	0.0	0.0	0.0	0.0	0.0	0.0	0.0	0.0	0.0	0.0	0.0
Other	53.6	14.1	0.0	0.0	0.0	0.0	0.0	0.0	0.0	0.0	33.2	167.5	268.4
Alberta Commercial	0.0	0.0	0.0	0.0	0.0	0.0	0.0	0.0	0.0	0.0	0.0	0.0	0.0
Alberta Industrial	0.0	0.0	0.0	0.0	0.0	0.0	0.0	0.0	0.0	0.0	0.0	0.0	0.0
Alberta Residential	0.0	0.0	0.0	0.0	0.0	0.0	0.0	0.0	0.0	0.0	0.0	0.0	0.0
Alberta Elec.Generation	0.0	0.0	0.0	0.0	0.0	0.0	0.0	0.0	0.0	0.0	0.0	0.0	0.0
Shrinkage													
Acid Gas	0.0	0.0	0.0	0.0	0.0	0.0	0.0	0.0	0.0	0.0	0.0	0.0	0.0
Other products	0.8	1.6	8.2	1.0	0.0	0.0	0.0	0.0	1.8	3.8	7.6	0.6	25.4
Fuel	159.1	87.1	110.4	62.2	136.7	150.1	166.0	92.1	130.7	151.8	155.6	137.9	1,539.7
Flared	0.0	0.0	0.0	0.0	0.0	0.0	0.0	0.0	0.0	0.0	0.0	0.0	0.0
Vented	0.0	0.0	0.0	0.0	0.0	0.0	0.0	0.0	0.0	0.0	0.0	0.0	0.0
Diff and Other	-0.2	-0.4	-1.8	-0.2	0.0	0.0	0.0	0.0	-0.4	-0.9	-1.7	-0.1	-5.7
Process and Frac													
Pentanes Plus	3.7	7.7	39.9	4.9	0.0	0.0	0.0	0.0	8.7	18.3	36.9	3.0	123.1
Propane	0.0	0.0	0.0	0.0	0.0	0.0	0.0	0.0	0.0	0.0	0.0	0.0	0.0
Butanes	0.0	0.0	0.0	0.0	0.0	0.0	0.0	0.0	0.0	0.0	0.0	0.0	0.0
Ethane	0.0	0.0	0.0	0.0	0.0	0.0	0.0	0.0	0.0	0.0	0.0	0.0	0.0
NGL	0.0	0.0	0.0	0.0	0.0	0.0	0.0	0.0	0.0	0.0	0.0	0.0	0.0
Sulphur	0.0	0.0	0.0	0.0	0.0	0.0	0.0	0.0	0.0	0.0	0.0	0.0	0.0
Sulphur Closing Inv	0.0	0.0	0.0	0.0	0.0	0.0	0.0	0.0	0.0	0.0	0.0	0.0	0.0

Unit of Measurement: Gas and Gas equivalent products: 1000m3, Liquids: m3, Sulphur: MTS

VPR6200

Facility ID ABGS0083126

Facility Name WILSON CK 102/10-27-043-03 W5 GGS

Facility Licence # 31193

Facility Operator A5RX BEC

Production Month	201701	201702	201703	201704	201705	201706	201707	201708	201709	201710	201711	201712	Totals
Receipts													
Receipts from Alberta Facilities	3,362.8	3,427.4	3,691.6	3,658.6	3,642.6	3,555.5	3,651.1	3,686.4	3,459.9	3,478.9	3,496.8	3,434.9	42,546.5
Receipts from Non-Alberta Facilities	0.0	0.0	0.0	0.0	0.0	0.0	0.0	0.0	0.0	0.0	0.0	0.0	0.0
Dispositions													
Disposition													
Battery	0.0	0.0	0.0	0.0	0.0	0.0	0.0	0.0	0.0	0.0	0.0	0.0	0.0
Gas Gathering System	3,380.7	2,991.9	3,330.7	3,248.6	3,293.5	3,188.0	3,283.7	3,303.8	3,074.0	3,348.3	3,512.7	3,623.6	39,579.5
Gas Plant	0.0	0.0	0.0	0.0	0.0	0.0	0.0	0.0	0.0	0.0	0.0	0.0	0.0
Injection Facility	0.0	0.0	0.0	0.0	0.0	0.0	0.0	0.0	0.0	0.0	0.0	0.0	0.0
Meter Station	0.0	0.0	0.0	0.0	0.0	0.0	0.0	0.0	0.0	0.0	0.0	0.0	0.0
Other	0.0	0.0	0.0	0.0	0.0	0.0	0.0	0.0	0.0	0.0	0.0	0.0	0.0
Alberta Commercial	0.0	0.0	0.0	0.0	0.0	0.0	0.0	0.0	0.0	0.0	0.0	0.0	0.0
Alberta Industrial	0.0	0.0	0.0	0.0	0.0	0.0	0.0	0.0	0.0	0.0	0.0	0.0	0.0
Alberta Residential	0.0	0.0	0.0	0.0	0.0	0.0	0.0	0.0	0.0	0.0	0.0	0.0	0.0
Alberta Elec.Generation	0.0	0.0	0.0	0.0	0.0	0.0	0.0	0.0	0.0	0.0	0.0	0.0	0.0
Shrinkage													
Acid Gas	0.0	0.0	0.0	0.0	0.0	0.0	0.0	0.0	0.0	0.0	0.0	0.0	0.0
Other products	0.0	2.8	2.4	0.0	0.0	0.0	0.0	0.0	0.0	0.0	0.0	0.0	5.2
Fuel	118.6	107.4	121.8	119.2	118.6	112.9	116.9	120.5	117.2	123.2	122.9	128.8	1,428.0
Flared	0.0	0.0	0.0	0.0	0.0	0.0	0.0	0.0	0.0	0.0	0.0	0.0	0.0
Vented	0.0	0.0	0.0	0.0	0.0	0.0	0.0	0.0	0.0	0.0	0.0	0.0	0.0
Diff and Other	-136.5	325.3	236.7	290.8	230.5	254.6	250.5	262.1	268.7	7.4	-138.8	-317.5	1,533.8
Process and Frac													
Pentanes Plus	0.0	13.6	11.7	0.0	0.0	0.0	0.0	0.0	0.0	0.0	0.0	0.0	25.3
Propane	0.0	0.0	0.0	0.0	0.0	0.0	0.0	0.0	0.0	0.0	0.0	0.0	0.0
Butanes	0.0	0.0	0.0	0.0	0.0	0.0	0.0	0.0	0.0	0.0	0.0	0.0	0.0
Ethane	0.0	0.0	0.0	0.0	0.0	0.0	0.0	0.0	0.0	0.0	0.0	0.0	0.0
NGL	0.0	0.0	0.0	0.0	0.0	0.0	0.0	0.0	0.0	0.0	0.0	0.0	0.0
Sulphur	0.0	0.0	0.0	0.0	0.0	0.0	0.0	0.0	0.0	0.0	0.0	0.0	0.0
Sulphur Closing Inv	0.0	0.0	0.0	0.0	0.0	0.0	0.0	0.0	0.0	0.0	0.0	0.0	0.0

Unit of Measurement: Gas and Gas equivalent products: 1000m3, Liquids: m3, Sulphur: MTS

VPR6200

Facility ID ABGS0083251

Facility Name Hattonford McLeod 10-28-56-15W5 GS

Facility Licence # 13111

Facility Operator A5YK VELVET

Production Month	201701	201702	201703	201704	201705	201706	201707	201708	201709	201710	201711	201712	Totals
Receipts													
Receipts from Alberta Facilities	1,494.8	1,078.1	1,700.3	1,492.3	1,056.8	797.3	670.0	877.7	815.8	805.6	781.1	813.8	12,383.6
Receipts from Non-Alberta Facilities	0.0	0.0	0.0	0.0	0.0	0.0	0.0	0.0	0.0	0.0	0.0	0.0	0.0
Dispositions													
Disposition													
Battery	0.0	0.0	0.0	0.0	0.0	0.0	0.0	0.0	0.0	0.0	0.0	0.0	0.0
Gas Gathering System	1,329.7	974.5	1,523.4	1,323.9	1,056.8	797.3	670.0	877.7	815.7	805.6	781.1	813.8	11,769.5
Gas Plant	0.0	0.0	0.0	0.0	0.0	0.0	0.0	0.0	0.0	0.0	0.0	0.0	0.0
Injection Facility	0.0	0.0	0.0	0.0	0.0	0.0	0.0	0.0	0.0	0.0	0.0	0.0	0.0
Meter Station	0.0	0.0	0.0	0.0	0.0	0.0	0.0	0.0	0.0	0.0	0.0	0.0	0.0
Other	0.0	0.0	0.0	0.0	0.0	0.0	0.0	0.0	0.0	0.0	0.0	0.0	0.0
Alberta Commercial	0.0	0.0	0.0	0.0	0.0	0.0	0.0	0.0	0.0	0.0	0.0	0.0	0.0
Alberta Industrial	0.0	0.0	0.0	0.0	0.0	0.0	0.0	0.0	0.0	0.0	0.0	0.0	0.0
Alberta Residential	0.0	0.0	0.0	0.0	0.0	0.0	0.0	0.0	0.0	0.0	0.0	0.0	0.0
Alberta Elec.Generation	0.0	0.0	0.0	0.0	0.0	0.0	0.0	0.0	0.0	0.0	0.0	0.0	0.0
Shrinkage													
Acid Gas	0.0	0.0	0.0	0.0	0.0	0.0	0.0	0.0	0.0	0.0	0.0	0.0	0.0
Other products	19.4	8.3	10.9	13.5	6.6	0.0	0.0	0.0	0.0	0.0	0.0	0.0	58.7
Fuel	134.3	85.3	166.0	154.9	67.1	0.0	0.0	0.0	0.0	0.0	0.0	0.0	607.6
Flared	10.9	9.8	0.0	0.0	0.0	0.0	0.0	0.0	0.0	0.0	0.0	0.0	20.7
Vented	0.6	0.4	0.0	0.0	0.0	0.0	0.0	0.0	0.0	0.0	0.0	0.0	1.0
Diff and Other	-0.1	-0.2	0.0	0.0	-73.7	0.0	0.0	0.0	0.1	0.0	0.0	0.0	-73.9
Process and Frac													
Pentanes Plus	94.0	40.4	52.8	65.2	32.0	0.0	0.0	0.0	0.0	0.0	0.0	0.0	284.4
Propane	0.0	0.0	0.0	0.0	0.0	0.0	0.0	0.0	0.0	0.0	0.0	0.0	0.0
Butanes	0.0	0.0	0.0	0.0	0.0	0.0	0.0	0.0	0.0	0.0	0.0	0.0	0.0
Ethane	0.0	0.0	0.0	0.0	0.0	0.0	0.0	0.0	0.0	0.0	0.0	0.0	0.0
NGL	0.0	0.0	0.0	0.0	0.0	0.0	0.0	0.0	0.0	0.0	0.0	0.0	0.0
Sulphur	0.0	0.0	0.0	0.0	0.0	0.0	0.0	0.0	0.0	0.0	0.0	0.0	0.0
Sulphur Closing Inv	0.0	0.0	0.0	0.0	0.0	0.0	0.0	0.0	0.0	0.0	0.0	0.0	0.0

Unit of Measurement: Gas and Gas equivalent products: 1000m3, Liquids: m3, Sulphur: MTS

VPR6200

Facility ID ABGS0083723

Facility Name ECA WILDON 9-29-055-16W4

Facility Licence # 32438

Facility Operator OZ5F SEQUOIA

Production Month	201701	201702	201703	201704	201705	201706	201707	201708	201709	201710	201711	201712	Totals
Receipts													
Receipts from Alberta Facilities	1,752.9	1,654.2	1,879.3	1,768.9	1,874.7	1,839.2	1,899.0	2,048.5	2,092.3	1,969.5	2,110.3	1,939.1	22,827.9
Receipts from Non-Alberta Facilities	0.0	0.0	0.0	0.0	0.0	0.0	0.0	0.0	0.0	0.0	0.0	0.0	0.0
Dispositions													
Disposition													
Battery	0.0	0.0	0.0	0.0	0.0	0.0	0.0	0.0	0.0	0.0	0.0	0.0	0.0
Gas Gathering System	0.0	0.0	0.0	0.0	0.0	0.0	0.0	0.0	0.0	0.0	0.0	0.0	0.0
Gas Plant	0.0	0.0	0.0	0.0	0.0	0.0	0.0	0.0	0.0	0.0	0.0	0.0	0.0
Injection Facility	0.0	0.0	0.0	0.0	0.0	0.0	0.0	0.0	0.0	0.0	0.0	0.0	0.0
Meter Station	1,614.5	1,568.8	1,737.0	1,605.2	1,680.6	1,611.6	1,999.3	1,992.2	1,919.3	1,731.4	1,790.6	1,782.7	21,033.2
Other	0.0	0.0	0.0	0.0	0.0	0.0	0.0	0.0	0.0	0.0	0.0	0.0	0.0
Alberta Commercial	0.0	0.0	0.0	0.0	0.0	0.0	0.0	0.0	0.0	0.0	0.0	0.0	0.0
Alberta Industrial	0.0	0.0	0.0	0.0	0.0	0.0	0.0	0.0	0.0	0.0	0.0	0.0	0.0
Alberta Residential	0.0	0.0	0.0	0.0	0.0	0.0	0.0	0.0	0.0	0.0	0.0	0.0	0.0
Alberta Elec.Generation	0.0	0.0	0.0	0.0	0.0	0.0	0.0	0.0	0.0	0.0	0.0	0.0	0.0
Shrinkage													
Acid Gas	0.0	0.0	0.0	0.0	0.0	0.0	0.0	0.0	0.0	0.0	0.0	0.0	0.0
Other products	0.0	0.0	0.0	0.0	0.0	0.0	0.0	0.0	0.0	0.0	8.8	0.0	8.8
Fuel	114.1	108.4	111.4	112.8	130.8	107.4	142.9	105.0	101.0	109.8	122.5	69.0	1,335.1
Flared	0.0	0.0	0.0	0.0	0.0	0.0	0.0	0.0	0.0	0.0	0.0	0.0	0.0
Vented	0.0	0.0	0.0	0.0	0.0	0.3	0.0	0.0	0.0	0.0	0.0	0.0	0.3
Diff and Other	24.3	-23.0	30.9	50.9	63.3	119.9	-243.2	-48.7	72.0	128.3	188.4	87.4	450.5
Process and Frac													
Pentanes Plus	0.0	0.0	0.0	0.0	0.0	0.0	0.0	0.0	0.0	0.0	42.4	0.0	42.4
Propane	0.0	0.0	0.0	0.0	0.0	0.0	0.0	0.0	0.0	0.0	0.0	0.0	0.0
Butanes	0.0	0.0	0.0	0.0	0.0	0.0	0.0	0.0	0.0	0.0	0.0	0.0	0.0
Ethane	0.0	0.0	0.0	0.0	0.0	0.0	0.0	0.0	0.0	0.0	0.0	0.0	0.0
NGL	0.0	0.0	0.0	0.0	0.0	0.0	0.0	0.0	0.0	0.0	0.0	0.0	0.0
Sulphur	0.0	0.0	0.0	0.0	0.0	0.0	0.0	0.0	0.0	0.0	0.0	0.0	0.0
Sulphur Closing Inv	0.0	0.0	0.0	0.0	0.0	0.0	0.0	0.0	0.0	0.0	0.0	0.0	0.0

Unit of Measurement: Gas and Gas equivalent products: 1000m3, Liquids: m3, Sulphur: MTS

VPR6200

Facility ID ABGS0083867

Facility Name TALISMAN CHIME 05-26-061-05W6 GGS

Facility Licence # 32116

Facility Operator A5A3 PEMBINA GASSER

Production Month	201701	201702	201703	201704	201705	201706	201707	201708	201709	201710	201711	201712	Totals
Receipts													
Receipts from Alberta Facilities	28,799.0	32,553.5	35,515.6	36,739.2	36,551.8	33,426.7	33,492.1	33,903.7	33,079.7	34,829.2	32,044.9	33,009.2	403,944.6
Receipts from Non-Alberta Facilities	0.0	0.0	0.0	0.0	0.0	0.0	0.0	0.0	0.0	0.0	0.0	0.0	0.0
Dispositions													
Disposition													
Battery	0.0	0.0	0.0	0.0	0.0	0.0	0.0	0.0	0.0	0.0	0.0	0.0	0.0
Gas Gathering System	29,304.1	32,315.0	35,595.2	36,587.8	36,401.5	33,141.1	33,276.2	33,741.2	32,992.3	34,660.4	31,928.6	32,878.2	402,821.6
Gas Plant	0.0	0.0	0.0	0.0	0.0	0.0	0.0	0.0	0.0	0.0	0.0	0.0	0.0
Injection Facility	0.0	0.0	0.0	0.0	0.0	0.0	0.0	0.0	0.0	0.0	0.0	0.0	0.0
Meter Station	0.0	0.0	0.0	0.0	0.0	0.0	0.0	0.0	0.0	0.0	0.0	0.0	0.0
Other	0.0	0.0	0.0	0.0	0.0	0.0	0.0	0.0	0.0	0.0	0.0	0.0	0.0
Alberta Commercial	0.0	0.0	0.0	0.0	0.0	0.0	0.0	0.0	0.0	0.0	0.0	0.0	0.0
Alberta Industrial	0.0	0.0	0.0	0.0	0.0	0.0	0.0	0.0	0.0	0.0	0.0	0.0	0.0
Alberta Residential	0.0	0.0	0.0	0.0	0.0	0.0	0.0	0.0	0.0	0.0	0.0	0.0	0.0
Alberta Elec.Generation	0.0	0.0	0.0	0.0	0.0	0.0	0.0	0.0	0.0	0.0	0.0	0.0	0.0
Shrinkage													
Acid Gas	0.0	0.0	0.0	0.0	0.0	0.0	0.0	0.0	0.0	0.0	0.0	0.0	0.0
Other products	0.0	0.0	0.5	0.0	0.0	0.6	0.0	0.6	0.0	0.0	5.6	5.1	12.4
Fuel	458.3	487.7	526.8	529.2	517.9	465.2	468.5	454.3	452.3	481.2	443.7	459.8	5,744.9
Flared	0.0	0.0	0.0	0.0	0.0	0.0	0.0	0.0	0.0	0.0	0.0	0.0	0.0
Vented	0.0	0.0	0.0	0.0	0.0	0.0	0.0	0.0	0.0	0.0	0.0	0.0	0.0
Diff and Other	-963.4	-249.2	-606.9	-377.8	-367.6	-180.2	-252.6	-292.4	-364.9	-312.4	-333.0	-333.9	-4,634.3
Process and Frac													
Pentanes Plus	0.0	0.0	2.5	0.0	0.0	2.9	0.0	2.9	0.0	0.0	26.9	24.6	59.8
Propane	0.0	0.0	0.0	0.0	0.0	0.0	0.0	0.0	0.0	0.0	0.0	0.0	0.0
Butanes	0.0	0.0	0.0	0.0	0.0	0.0	0.0	0.0	0.0	0.0	0.0	0.0	0.0
Ethane	0.0	0.0	0.0	0.0	0.0	0.0	0.0	0.0	0.0	0.0	0.0	0.0	0.0
NGL	0.0	0.0	0.0	0.0	0.0	0.0	0.0	0.0	0.0	0.0	0.0	0.0	0.0
Sulphur	0.0	0.0	0.0	0.0	0.0	0.0	0.0	0.0	0.0	0.0	0.0	0.0	0.0
Sulphur Closing Inv	0.0	0.0	0.0	0.0	0.0	0.0	0.0	0.0	0.0	0.0	0.0	0.0	0.0

Unit of Measurement: Gas and Gas equivalent products: 1000m3, Liquids: m3, Sulphur: MTS

VPR6200

Facility ID ABGS0083894

Facility Name WILSON CK 100/16-28-042-03 W5/00 GGS

Facility Licence # 32558

Facility Operator A5RX BEC

Production Month	201701	201702	201703	201704	201705	201706	201707	201708	201709	201710	201711	201712	Totals
Receipts													
Receipts from Alberta Facilities	1,240.1	1,125.2	1,231.5	1,210.6	1,240.5	1,175.0	1,185.0	1,152.4	1,109.1	1,175.5	1,081.5	1,045.1	13,971.5
Receipts from Non-Alberta Facilities	0.0	0.0	0.0	0.0	0.0	0.0	0.0	0.0	0.0	0.0	0.0	0.0	0.0
Dispositions													
Disposition													
Battery	0.0	0.0	0.0	0.0	0.0	0.0	0.0	0.0	0.0	0.0	0.0	0.0	0.0
Gas Gathering System	1,292.4	1,162.4	1,274.6	1,249.2	1,268.5	1,192.4	1,209.8	1,173.1	1,130.7	1,193.4	1,099.3	1,085.9	14,331.7
Gas Plant	0.0	0.0	0.0	0.0	0.0	0.0	0.0	0.0	0.0	0.0	0.0	0.0	0.0
Injection Facility	0.0	0.0	0.0	0.0	0.0	0.0	0.0	0.0	0.0	0.0	0.0	0.0	0.0
Meter Station	0.0	0.0	0.0	0.0	0.0	0.0	0.0	0.0	0.0	0.0	0.0	0.0	0.0
Other	0.0	0.0	0.0	0.0	0.0	0.0	0.0	0.0	0.0	0.0	0.0	0.0	0.0
Alberta Commercial	0.0	0.0	0.0	0.0	0.0	0.0	0.0	0.0	0.0	0.0	0.0	0.0	0.0
Alberta Industrial	0.0	0.0	0.0	0.0	0.0	0.0	0.0	0.0	0.0	0.0	0.0	0.0	0.0
Alberta Residential	0.0	0.0	0.0	0.0	0.0	0.0	0.0	0.0	0.0	0.0	0.0	0.0	0.0
Alberta Elec.Generation	0.0	0.0	0.0	0.0	0.0	0.0	0.0	0.0	0.0	0.0	0.0	0.0	0.0
Shrinkage													
Acid Gas	0.0	0.0	0.0	0.0	0.0	0.0	0.0	0.0	0.0	0.0	0.0	0.0	0.0
Other products	0.0	0.0	0.0	0.0	0.7	0.0	0.0	0.0	0.0	0.6	0.0	0.0	1.3
Fuel	39.9	36.7	39.9	39.2	44.4	40.3	41.3	42.1	42.4	43.1	40.1	40.3	489.7
Flared	0.0	0.0	0.0	0.0	0.0	0.0	0.0	0.0	0.0	0.0	0.0	0.0	0.0
Vented	0.0	0.0	0.0	0.0	0.0	0.0	0.1	0.0	0.0	0.0	0.0	0.0	0.1
Diff and Other	-92.2	-73.9	-83.0	-77.8	-73.1	-57.7	-66.2	-62.8	-64.0	-61.6	-57.9	-81.1	-851.3
Process and Frac													
Pentanes Plus	0.0	0.0	0.0	0.0	3.3	0.0	0.0	0.0	0.0	2.7	0.0	0.0	6.0
Propane	0.0	0.0	0.0	0.0	0.0	0.0	0.0	0.0	0.0	0.0	0.0	0.0	0.0
Butanes	0.0	0.0	0.0	0.0	0.0	0.0	0.0	0.0	0.0	0.0	0.0	0.0	0.0
Ethane	0.0	0.0	0.0	0.0	0.0	0.0	0.0	0.0	0.0	0.0	0.0	0.0	0.0
NGL	0.0	0.0	0.0	0.0	0.0	0.0	0.0	0.0	0.0	0.0	0.0	0.0	0.0
Sulphur	0.0	0.0	0.0	0.0	0.0	0.0	0.0	0.0	0.0	0.0	0.0	0.0	0.0
Sulphur Closing Inv	0.0	0.0	0.0	0.0	0.0	0.0	0.0	0.0	0.0	0.0	0.0	0.0	0.0

Unit of Measurement: Gas and Gas equivalent products: 1000m3, Liquids: m3, Sulphur: MTS

VPR6200

Facility ID ABGS0084444

Facility Name HOADLEY GS 11-09-044-02W5

Facility Licence # 20724

Facility Operator A5RX BEC

Production Month	201701	201702	201703	201704	201705	201706	201707	201708	201709	201710	201711	201712	Totals
Receipts													
Receipts from Alberta Facilities	26,213.7	23,193.4	25,215.8	23,449.7	23,030.2	22,053.6	24,076.1	25,002.2	23,409.4	23,097.5	21,321.3	21,316.0	281,378.9
Receipts from Non-Alberta Facilities	0.0	0.0	0.0	0.0	0.0	0.0	0.0	0.0	0.0	0.0	0.0	0.0	0.0
Dispositions													
Disposition													
Battery	0.0	0.0	0.0	0.0	0.0	0.0	0.0	0.0	0.0	0.0	0.0	0.0	0.0
Gas Gathering System	24,771.8	21,983.9	23,790.6	22,175.6	21,739.8	20,938.8	22,628.8	23,461.6	22,580.3	21,856.5	20,128.4	20,114.4	266,170.5
Gas Plant	0.0	0.0	0.0	0.0	0.0	0.0	0.0	0.0	0.0	0.0	0.0	0.0	0.0
Injection Facility	0.0	0.0	0.0	0.0	0.0	0.0	0.0	0.0	0.0	0.0	0.0	0.0	0.0
Meter Station	0.0	0.0	0.0	0.0	0.0	0.0	0.0	0.0	0.0	0.0	0.0	0.0	0.0
Other	0.0	0.0	0.0	0.0	0.0	0.0	0.0	0.0	0.0	0.0	0.0	0.0	0.0
Alberta Commercial	0.0	0.0	0.0	0.0	0.0	0.0	0.0	0.0	0.0	0.0	0.0	0.0	0.0
Alberta Industrial	0.0	0.0	0.0	0.0	0.0	0.0	0.0	0.0	0.0	0.0	0.0	0.0	0.0
Alberta Residential	0.0	0.0	0.0	0.0	0.0	0.0	0.0	0.0	0.0	0.0	0.0	0.0	0.0
Alberta Elec.Generation	0.0	0.0	0.0	0.0	0.0	0.0	0.0	0.0	0.0	0.0	0.0	0.0	0.0
Shrinkage													
Acid Gas	0.0	0.0	0.0	0.0	0.0	0.0	0.0	0.0	0.0	0.0	0.0	0.0	0.0
Other products	60.4	53.6	65.7	78.2	57.3	48.4	54.6	50.8	59.1	57.6	55.7	67.3	708.7
Fuel	1,304.1	1,210.0	1,294.3	1,211.5	1,201.6	1,156.3	1,340.3	1,234.0	1,164.4	1,183.9	1,130.6	1,136.4	14,567.4
Flared	0.0	0.0	0.0	0.0	0.0	0.0	0.0	0.0	0.0	0.0	0.0	0.0	0.0
Vented	2.9	2.9	1.3	1.9	2.0	2.1	2.3	1.8	2.3	2.0	2.9	2.1	26.5
Diff and Other	74.5	-57.0	63.9	-17.5	29.5	-92.0	50.1	254.0	-396.7	-2.5	3.7	-4.2	-94.2
Process and Frac													
Pentanes Plus	292.2	259.2	317.9	378.6	277.2	234.3	264.4	245.6	285.9	278.6	269.4	325.5	3,428.8
Propane	0.0	0.0	0.0	0.0	0.0	0.0	0.0	0.0	0.0	0.0	0.0	0.0	0.0
Butanes	0.0	0.0	0.0	0.0	0.0	0.0	0.0	0.0	0.0	0.0	0.0	0.0	0.0
Ethane	0.0	0.0	0.0	0.0	0.0	0.0	0.0	0.0	0.0	0.0	0.0	0.0	0.0
NGL	0.0	0.0	0.0	0.0	0.0	0.0	0.0	0.0	0.0	0.0	0.0	0.0	0.0
Sulphur	0.0	0.0	0.0	0.0	0.0	0.0	0.0	0.0	0.0	0.0	0.0	0.0	0.0
Sulphur Closing Inv	0.0	0.0	0.0	0.0	0.0	0.0	0.0	0.0	0.0	0.0	0.0	0.0	0.0

Unit of Measurement: Gas and Gas equivalent products: 1000m3, Liquids: m3, Sulphur: MTS

VPR6200

Facility ID ABGS0084567

Facility Name WILSON CK 100/06-21-042-04W5 GGS

Facility Licence # 33095

Facility Operator A5RX BEC

Production Month	201701	201702	201703	201704	201705	201706	201707	201708	201709	201710	201711	201712	Totals
Receipts													
Receipts from Alberta Facilities	924.6	1,662.0	1,894.0	1,793.2	1,865.9	1,740.9	1,863.1	1,792.7	1,735.6	1,716.7	1,564.8	1,499.3	20,052.8
Receipts from Non-Alberta Facilities	0.0	0.0	0.0	0.0	0.0	0.0	0.0	0.0	0.0	0.0	0.0	0.0	0.0
Dispositions													
Disposition													
Battery	0.0	0.0	0.0	0.0	0.0	0.0	0.0	0.0	0.0	0.0	0.0	0.0	0.0
Gas Gathering System	868.1	1,623.2	1,864.2	1,633.7	1,707.7	1,625.6	1,622.8	1,592.3	1,505.2	1,486.8	1,397.5	1,321.8	18,248.9
Gas Plant	0.0	0.0	0.0	0.0	0.0	0.0	0.0	0.0	0.0	0.0	0.0	0.0	0.0
Injection Facility	0.0	0.0	0.0	0.0	0.0	0.0	0.0	0.0	0.0	0.0	0.0	0.0	0.0
Meter Station	0.0	0.0	0.0	0.0	0.0	0.0	0.0	0.0	0.0	0.0	0.0	0.0	0.0
Other	0.0	0.0	0.0	0.0	0.0	0.0	0.0	0.0	0.0	0.0	0.0	0.0	0.0
Alberta Commercial	0.0	0.0	0.0	0.0	0.0	0.0	0.0	0.0	0.0	0.0	0.0	0.0	0.0
Alberta Industrial	0.0	0.0	0.0	0.0	0.0	0.0	0.0	0.0	0.0	0.0	0.0	0.0	0.0
Alberta Residential	0.0	0.0	0.0	0.0	0.0	0.0	0.0	0.0	0.0	0.0	0.0	0.0	0.0
Alberta Elec.Generation	0.0	0.0	0.0	0.0	0.0	0.0	0.0	0.0	0.0	0.0	0.0	0.0	0.0
Shrinkage													
Acid Gas	0.0	0.0	0.0	0.0	0.0	0.0	0.0	0.0	0.0	0.0	0.0	0.0	0.0
Other products	0.0	0.0	0.0	0.0	1.2	0.0	0.0	0.0	0.0	0.0	0.0	0.0	1.2
Fuel	32.7	38.8	42.9	42.3	41.8	39.7	38.4	39.1	37.4	38.5	39.5	36.5	467.6
Flared	0.0	0.0	0.0	0.0	0.0	0.0	0.0	0.0	0.0	0.0	0.0	0.0	0.0
Vented	0.0	0.0	0.0	0.2	0.2	0.1	0.9	0.1	0.1	0.1	0.0	0.1	1.8
Diff and Other	23.8	0.0	-13.1	117.0	115.0	75.5	201.0	161.2	192.9	191.3	127.8	140.9	1,333.3
Process and Frac													
Pentanes Plus	0.0	0.0	0.0	0.0	5.9	0.0	0.0	0.0	0.0	0.0	0.0	0.0	5.9
Propane	0.0	0.0	0.0	0.0	0.0	0.0	0.0	0.0	0.0	0.0	0.0	0.0	0.0
Butanes	0.0	0.0	0.0	0.0	0.0	0.0	0.0	0.0	0.0	0.0	0.0	0.0	0.0
Ethane	0.0	0.0	0.0	0.0	0.0	0.0	0.0	0.0	0.0	0.0	0.0	0.0	0.0
NGL	0.0	0.0	0.0	0.0	0.0	0.0	0.0	0.0	0.0	0.0	0.0	0.0	0.0
Sulphur	0.0	0.0	0.0	0.0	0.0	0.0	0.0	0.0	0.0	0.0	0.0	0.0	0.0
Sulphur Closing Inv	0.0	0.0	0.0	0.0	0.0	0.0	0.0	0.0	0.0	0.0	0.0	0.0	0.0

Unit of Measurement: Gas and Gas equivalent products: 1000m3, Liquids: m3, Sulphur: MTS

VPR6200

Facility ID ABGS0085193

Facility Name REDLAND GGS 8-23-28-21

Facility Licence # 3824

Facility Operator 0026 ECA

Production Month	201701	201702	201703	201704	201705	201706	201707	201708	201709	201710	201711	201712	Totals
Receipts													
Receipts from Alberta Facilities	3,684.1	3,409.9	3,738.4	3,619.1	0.0	0.0	0.0	0.0	0.0	0.0	0.0	0.0	14,451.5
Receipts from Non-Alberta Facilities	0.0	0.0	0.0	0.0	0.0	0.0	0.0	0.0	0.0	0.0	0.0	0.0	0.0
Dispositions													
Disposition													
Battery	0.0	0.0	0.0	0.0	0.0	0.0	0.0	0.0	0.0	0.0	0.0	0.0	0.0
Gas Gathering System	3,286.3	3,046.3	3,276.4	3,213.6	0.0	0.0	0.0	0.0	0.0	0.0	0.0	0.0	12,822.6
Gas Plant	0.0	0.0	0.0	0.0	0.0	0.0	0.0	0.0	0.0	0.0	0.0	0.0	0.0
Injection Facility	0.0	0.0	0.0	0.0	0.0	0.0	0.0	0.0	0.0	0.0	0.0	0.0	0.0
Meter Station	0.0	0.0	0.0	0.0	0.0	0.0	0.0	0.0	0.0	0.0	0.0	0.0	0.0
Other	0.0	0.0	0.0	0.0	0.0	0.0	0.0	0.0	0.0	0.0	0.0	0.0	0.0
Alberta Commercial	0.0	0.0	0.0	0.0	0.0	0.0	0.0	0.0	0.0	0.0	0.0	0.0	0.0
Alberta Industrial	0.0	0.0	0.0	0.0	0.0	0.0	0.0	0.0	0.0	0.0	0.0	0.0	0.0
Alberta Residential	0.0	0.0	0.0	0.0	0.0	0.0	0.0	0.0	0.0	0.0	0.0	0.0	0.0
Alberta Elec.Generation	0.0	0.0	0.0	0.0	0.0	0.0	0.0	0.0	0.0	0.0	0.0	0.0	0.0
Shrinkage													
Acid Gas	0.0	0.0	0.0	0.0	0.0	0.0	0.0	0.0	0.0	0.0	0.0	0.0	0.0
Other products	0.0	0.2	0.3	0.0	0.0	0.0	0.0	0.0	0.0	0.0	0.0	0.0	0.5
Fuel	228.7	184.5	201.9	177.3	0.0	0.0	0.0	0.0	0.0	0.0	0.0	0.0	792.4
Flared	2.6	0.0	0.3	0.1	0.0	0.0	0.0	0.0	0.0	0.0	0.0	0.0	3.0
Vented	0.0	0.0	0.0	0.0	0.0	0.0	0.0	0.0	0.0	0.0	0.0	0.0	0.0
Diff and Other	166.5	178.9	259.5	228.1	0.0	0.0	0.0	0.0	0.0	0.0	0.0	0.0	833.0
Process and Frac													
Pentanes Plus	0.0	1.2	1.5	0.0	0.0	0.0	0.0	0.0	0.0	0.0	0.0	0.0	2.7
Propane	0.0	0.0	0.0	0.0	0.0	0.0	0.0	0.0	0.0	0.0	0.0	0.0	0.0
Butanes	0.0	0.0	0.0	0.0	0.0	0.0	0.0	0.0	0.0	0.0	0.0	0.0	0.0
Ethane	0.0	0.0	0.0	0.0	0.0	0.0	0.0	0.0	0.0	0.0	0.0	0.0	0.0
NGL	0.0	0.0	0.0	0.0	0.0	0.0	0.0	0.0	0.0	0.0	0.0	0.0	0.0
Sulphur	0.0	0.0	0.0	0.0	0.0	0.0	0.0	0.0	0.0	0.0	0.0	0.0	0.0
Sulphur Closing Inv	0.0	0.0	0.0	0.0	0.0	0.0	0.0	0.0	0.0	0.0	0.0	0.0	0.0

Unit of Measurement: Gas and Gas equivalent products: 1000m3, Liquids: m3, Sulphur: MTS

VPR6200

Facility ID ABGS0085210

Facility Name RIDER 07-02-048-09W5 GAS GATHERING

Facility Licence # 32829

Facility Operator A2TG TQN

Production Month	201701	201702	201703	201704	201705	201706	201707	201708	201709	201710	201711	201712	Totals
Receipts													
Receipts from Alberta Facilities	2,021.3	1,967.2	2,227.3	2,043.3	2,047.8	1,698.9	2,379.2	2,156.7	2,096.6	2,059.1	1,846.8	1,926.9	24,471.1
Receipts from Non-Alberta Facilities	0.0	0.0	0.0	0.0	0.0	0.0	0.0	0.0	0.0	0.0	0.0	0.0	0.0
Dispositions													
Disposition													
Battery	0.0	0.0	0.0	0.0	0.0	0.0	0.0	0.0	0.0	0.0	0.0	0.0	0.0
Gas Gathering System	2,052.8	1,928.2	2,190.1	2,007.5	2,068.9	1,686.1	2,145.3	2,083.5	2,034.7	2,011.0	1,743.8	1,876.1	23,828.0
Gas Plant	0.0	0.0	0.0	0.0	0.0	0.0	0.0	0.0	0.0	0.0	0.0	0.0	0.0
Injection Facility	0.0	0.0	0.0	0.0	0.0	0.0	0.0	0.0	0.0	0.0	0.0	0.0	0.0
Meter Station	0.0	0.0	0.0	0.0	0.0	0.0	0.0	0.0	0.0	0.0	0.0	0.0	0.0
Other	0.0	0.0	0.0	0.0	0.0	0.0	0.0	0.0	0.0	0.0	0.0	0.0	0.0
Alberta Commercial	0.0	0.0	0.0	0.0	0.0	0.0	0.0	0.0	0.0	0.0	0.0	0.0	0.0
Alberta Industrial	0.0	0.0	0.0	0.0	0.0	0.0	0.0	0.0	0.0	0.0	0.0	0.0	0.0
Alberta Residential	0.0	0.0	0.0	0.0	0.0	0.0	0.0	0.0	0.0	0.0	0.0	0.0	0.0
Alberta Elec.Generation	0.0	0.0	0.0	0.0	0.0	0.0	0.0	0.0	0.0	0.0	0.0	0.0	0.0
Shrinkage													
Acid Gas	0.0	0.0	0.0	0.0	0.0	0.0	0.0	0.0	0.0	0.0	0.0	0.0	0.0
Other products	12.4	12.6	14.1	6.5	11.4	7.7	13.7	8.7	11.7	10.0	12.6	11.9	133.3
Fuel	53.2	47.3	54.8	51.2	56.5	44.8	60.8	57.4	55.5	55.9	50.2	53.8	641.4
Flared	0.0	0.7	0.1	0.0	0.0	0.0	0.0	0.0	0.0	0.0	0.0	0.0	0.8
Vented	9.3	8.4	9.3	9.0	9.3	6.9	9.3	9.3	9.0	9.3	9.0	9.3	107.4
Diff and Other	-106.4	-30.0	-41.1	-30.9	-98.3	-46.6	150.1	-2.2	-14.3	-27.1	31.2	-24.2	-239.8
Process and Frac													
Pentanes Plus	60.0	60.9	68.3	31.4	55.2	37.4	66.5	42.0	56.5	48.6	60.9	57.7	645.4
Propane	0.0	0.0	0.0	0.0	0.0	0.0	0.0	0.0	0.0	0.0	0.0	0.0	0.0
Butanes	0.0	0.0	0.0	0.0	0.0	0.0	0.0	0.0	0.0	0.0	0.0	0.0	0.0
Ethane	0.0	0.0	0.0	0.0	0.0	0.0	0.0	0.0	0.0	0.0	0.0	0.0	0.0
NGL	0.0	0.0	0.0	0.0	0.0	0.0	0.0	0.0	0.0	0.0	0.0	0.0	0.0
Sulphur	0.0	0.0	0.0	0.0	0.0	0.0	0.0	0.0	0.0	0.0	0.0	0.0	0.0
Sulphur Closing Inv	0.0	0.0	0.0	0.0	0.0	0.0	0.0	0.0	0.0	0.0	0.0	0.0	0.0

Unit of Measurement: Gas and Gas equivalent products: 1000m3, Liquids: m3, Sulphur: MTS

VPR6200

Facility ID ABGS0085251

Facility Name CHOICE 4-5-41-9W4 GGS

Facility Licence # 33166

Facility Operator A7AZ SLE

Production Month	201701	201702	201703	201704	201705	201706	201707	201708	201709	201710	201711	201712	Totals
Receipts													
Receipts from Alberta Facilities	1,671.1	1,439.7	1,578.9	1,551.9	1,434.0	1,397.8	1,536.1	1,474.4	1,269.1	1,446.6	1,593.7	1,752.7	18,146.0
Receipts from Non-Alberta Facilities	0.0	0.0	0.0	0.0	0.0	0.0	0.0	0.0	0.0	0.0	0.0	0.0	0.0
Dispositions													
Disposition													
Battery	0.0	0.0	0.0	0.0	0.0	0.0	0.0	0.0	0.0	0.0	0.0	0.0	0.0
Gas Gathering System	0.0	0.0	0.0	0.0	0.0	0.0	0.0	0.0	0.0	0.0	0.0	0.0	0.0
Gas Plant	0.0	0.0	0.0	0.0	0.0	0.0	0.0	0.0	0.0	0.0	0.0	0.0	0.0
Injection Facility	0.0	0.0	0.0	0.0	0.0	0.0	0.0	0.0	0.0	0.0	0.0	0.0	0.0
Meter Station	1,593.9	1,401.0	1,433.9	1,403.8	1,376.4	1,353.1	1,479.5	1,328.9	1,171.3	1,309.0	1,451.8	1,642.9	16,945.5
Other	0.0	0.0	0.0	0.0	0.0	0.0	0.0	0.0	0.0	0.0	0.0	0.0	0.0
Alberta Commercial	0.0	0.0	0.0	0.0	0.0	0.0	0.0	0.0	0.0	0.0	0.0	0.0	0.0
Alberta Industrial	0.0	0.0	0.0	0.0	0.0	0.0	0.0	0.0	0.0	0.0	0.0	0.0	0.0
Alberta Residential	0.0	0.0	0.0	0.0	0.0	0.0	0.0	0.0	0.0	0.0	0.0	0.0	0.0
Alberta Elec.Generation	0.0	0.0	0.0	0.0	0.0	0.0	0.0	0.0	0.0	0.0	0.0	0.0	0.0
Shrinkage													
Acid Gas	0.0	0.0	0.0	0.0	0.0	0.0	0.0	0.0	0.0	0.0	0.0	0.0	0.0
Other products	13.1	10.6	10.8	9.3	7.5	8.7	5.5	5.8	6.9	9.7	11.1	13.6	112.6
Fuel	88.8	75.9	83.7	78.7	69.7	67.6	73.7	68.9	64.6	66.6	71.5	89.2	898.9
Flared	0.0	0.0	0.0	0.0	0.0	0.0	0.6	0.0	0.1	0.0	0.2	0.0	0.9
Vented	0.0	0.0	0.0	0.0	0.0	0.0	0.0	0.0	0.0	0.0	0.0	0.0	0.0
Diff and Other	-24.7	-47.8	50.5	60.1	-19.6	-31.6	-23.2	70.8	26.2	61.3	59.1	7.0	188.1
Process and Frac													
Pentanes Plus	63.3	51.5	52.4	45.0	36.2	42.0	26.8	28.0	33.5	47.0	53.8	65.6	545.1
Propane	0.0	0.0	0.0	0.0	0.0	0.0	0.0	0.0	0.0	0.0	0.0	0.0	0.0
Butanes	0.0	0.0	0.0	0.0	0.0	0.0	0.0	0.0	0.0	0.0	0.0	0.0	0.0
Ethane	0.0	0.0	0.0	0.0	0.0	0.0	0.0	0.0	0.0	0.0	0.0	0.0	0.0
NGL	0.0	0.0	0.0	0.0	0.0	0.0	0.0	0.0	0.0	0.0	0.0	0.0	0.0
Sulphur	0.0	0.0	0.0	0.0	0.0	0.0	0.0	0.0	0.0	0.0	0.0	0.0	0.0
Sulphur Closing Inv	0.0	0.0	0.0	0.0	0.0	0.0	0.0	0.0	0.0	0.0	0.0	0.0	0.0

Unit of Measurement: Gas and Gas equivalent products: 1000m3, Liquids: m3, Sulphur: MTS

VPR6200

Facility ID ABGS0085290

Facility Name DUVERNAY WROE 8-12-57-25W5 GGS

Facility Licence # 33271

Facility Operator A573 TOURMALINE

Production Month	201701	201702	201703	201704	201705	201706	201707	201708	201709	201710	201711	201712	Totals
Receipts													
Receipts from Alberta Facilities	11,461.9	10,576.9	13,340.3	12,885.7	13,350.5	12,796.2	14,108.1	16,374.7	30,440.0	25,899.3	35,860.8	47,106.8	244,201.2
Receipts from Non-Alberta Facilities	0.0	0.0	0.0	0.0	0.0	0.0	0.0	0.0	0.0	0.0	0.0	0.0	0.0
Dispositions													
Disposition													
Battery	0.0	0.0	0.0	0.0	0.0	0.0	0.0	0.0	0.0	0.0	0.0	0.0	0.0
Gas Gathering System	11,568.1	10,520.2	13,131.1	12,662.6	12,945.7	12,486.8	13,717.6	15,981.4	29,016.1	23,987.0	34,020.8	45,128.4	235,165.8
Gas Plant	0.0	0.0	0.0	0.0	0.0	0.0	0.0	0.0	0.0	0.0	0.0	0.0	0.0
Injection Facility	0.0	0.0	0.0	0.0	0.0	0.0	0.0	0.0	0.0	0.0	0.0	0.0	0.0
Meter Station	0.0	0.0	0.0	0.0	0.0	0.0	0.0	0.0	0.0	0.0	0.0	0.0	0.0
Other	0.0	0.0	0.0	0.0	0.0	0.0	0.0	0.0	0.0	0.0	0.0	0.0	0.0
Alberta Commercial	0.0	0.0	0.0	0.0	0.0	0.0	0.0	0.0	0.0	0.0	0.0	0.0	0.0
Alberta Industrial	0.0	0.0	0.0	0.0	0.0	0.0	0.0	0.0	0.0	0.0	0.0	0.0	0.0
Alberta Residential	0.0	0.0	0.0	0.0	0.0	0.0	0.0	0.0	0.0	0.0	0.0	0.0	0.0
Alberta Elec.Generation	0.0	0.0	0.0	0.0	0.0	0.0	0.0	0.0	0.0	0.0	0.0	0.0	0.0
Shrinkage													
Acid Gas	0.0	0.0	0.0	0.0	0.0	0.0	0.0	0.0	0.0	0.0	0.0	0.0	0.0
Other products	43.5	36.2	52.1	39.7	19.0	65.6	57.6	25.8	103.4	239.6	567.8	854.8	2,105.1
Fuel	408.2	371.6	445.0	434.7	431.8	422.0	438.0	509.1	771.4	723.5	818.3	1,132.3	6,905.9
Flared	0.0	0.0	0.0	0.0	0.0	0.0	0.0	0.0	0.0	0.0	0.3	0.1	0.4
Vented	0.0	0.0	0.0	0.0	0.0	0.0	0.0	0.0	0.0	0.0	0.2	0.0	0.2
Diff and Other	-557.9	-351.1	-287.9	-251.3	-46.0	-178.2	-105.1	-141.6	549.1	949.2	453.4	-8.8	23.8
Process and Frac													
Pentanes Plus	210.5	175.4	252.0	192.0	92.0	317.5	278.5	125.0	500.5	1,159.3	2,747.6	4,136.2	10,186.5
Propane	0.0	0.0	0.0	0.0	0.0	0.0	0.0	0.0	0.0	0.0	0.0	0.0	0.0
Butanes	0.0	0.0	0.0	0.0	0.0	0.0	0.0	0.0	0.0	0.0	0.0	0.0	0.0
Ethane	0.0	0.0	0.0	0.0	0.0	0.0	0.0	0.0	0.0	0.0	0.0	0.0	0.0
NGL	0.0	0.0	0.0	0.0	0.0	0.0	0.0	0.0	0.0	0.0	0.0	0.0	0.0
Sulphur	0.0	0.0	0.0	0.0	0.0	0.0	0.0	0.0	0.0	0.0	0.0	0.0	0.0
Sulphur Closing Inv	0.0	0.0	0.0	0.0	0.0	0.0	0.0	0.0	0.0	0.0	0.0	0.0	0.0

Unit of Measurement: Gas and Gas equivalent products: 1000m3, Liquids: m3, Sulphur: MTS

VPR6200

Facility ID ABGS0085315

Facility Name CESSFORD GATHERING SYSTEM - METER ST

Facility Licence # 31448

Facility Operator A2TG TQN

Production Month	201701	201702	201703	201704	201705	201706	201707	201708	201709	201710	201711	201712	Totals
Receipts													
Receipts from Alberta Facilities	508.1	446.4	553.7	514.2	528.8	511.0	574.2	575.2	438.6	552.0	532.5	465.8	6,200.5
Receipts from Non-Alberta Facilities	0.0	0.0	0.0	0.0	0.0	0.0	0.0	0.0	0.0	0.0	0.0	0.0	0.0
Dispositions													
Disposition													
Battery	0.0	0.0	0.0	0.0	0.0	0.0	0.0	0.0	0.0	0.0	0.0	0.0	0.0
Gas Gathering System	0.0	0.0	0.0	0.0	0.0	0.0	0.0	0.0	0.0	0.0	0.0	0.0	0.0
Gas Plant	573.0	475.7	588.9	540.7	556.9	542.9	621.0	608.8	466.9	575.5	589.3	542.3	6,681.9
Injection Facility	0.0	0.0	0.0	0.0	0.0	0.0	0.0	0.0	0.0	0.0	0.0	0.0	0.0
Meter Station	0.0	0.0	0.0	0.0	0.0	0.0	0.0	0.0	0.0	0.0	0.0	0.0	0.0
Other	0.0	0.0	0.0	0.0	0.0	0.0	0.0	0.0	0.0	0.0	0.0	0.0	0.0
Alberta Commercial	0.0	0.0	0.0	0.0	0.0	0.0	0.0	0.0	0.0	0.0	0.0	0.0	0.0
Alberta Industrial	0.0	0.0	0.0	0.0	0.0	0.0	0.0	0.0	0.0	0.0	0.0	0.0	0.0
Alberta Residential	0.0	0.0	0.0	0.0	0.0	0.0	0.0	0.0	0.0	0.0	0.0	0.0	0.0
Alberta Elec.Generation	0.0	0.0	0.0	0.0	0.0	0.0	0.0	0.0	0.0	0.0	0.0	0.0	0.0
Shrinkage													
Acid Gas	0.0	0.0	0.0	0.0	0.0	0.0	0.0	0.0	0.0	0.0	0.0	0.0	0.0
Other products	1.1	0.0	0.4	0.0	0.6	0.0	0.9	0.0	0.0	0.4	1.7	0.0	5.1
Fuel	0.0	0.0	0.0	0.0	0.0	0.0	0.0	0.0	0.0	0.0	0.0	0.0	0.0
Flared	0.0	0.0	0.0	0.0	0.0	0.0	0.0	0.0	0.0	0.0	0.0	0.0	0.0
Vented	0.0	0.0	0.0	0.0	0.0	0.0	0.0	0.0	0.0	0.0	0.0	0.0	0.0
Diff and Other	-66.0	-29.3	-35.6	-26.5	-28.7	-31.9	-47.7	-33.6	-28.3	-23.9	-58.5	-76.5	-486.5
Process and Frac													
Pentanes Plus	5.4	0.0	2.0	0.0	2.7	0.0	4.5	0.0	0.0	2.0	8.4	0.0	25.0
Propane	0.0	0.0	0.0	0.0	0.0	0.0	0.0	0.0	0.0	0.0	0.0	0.0	0.0
Butanes	0.0	0.0	0.0	0.0	0.0	0.0	0.0	0.0	0.0	0.0	0.0	0.0	0.0
Ethane	0.0	0.0	0.0	0.0	0.0	0.0	0.0	0.0	0.0	0.0	0.0	0.0	0.0
NGL	0.0	0.0	0.0	0.0	0.0	0.0	0.0	0.0	0.0	0.0	0.0	0.0	0.0
Sulphur	0.0	0.0	0.0	0.0	0.0	0.0	0.0	0.0	0.0	0.0	0.0	0.0	0.0
Sulphur Closing Inv	0.0	0.0	0.0	0.0	0.0	0.0	0.0	0.0	0.0	0.0	0.0	0.0	0.0

Unit of Measurement: Gas and Gas equivalent products: 1000m3, Liquids: m3, Sulphur: MTS

VPR6200
Facility ID ABGS0085368

Facility Name 00/08-25-073-12W6 Sinclair

Facility Licence # 34094

Facility Operator A6GD SINOPEC

Production Month	201701	201702	201703	201704	201705	201706	201707	201708	201709	201710	201711	201712	Totals
Receipts													
Receipts from Alberta Facilities	56.7	34.4	35.5	26.3	27.3	30.6	35.8	45.7	47.0	41.3	46.5	31.4	458.5
Receipts from Non-Alberta Facilities	0.0	0.0	0.0	0.0	0.0	0.0	0.0	0.0	0.0	0.0	0.0	0.0	0.0
Dispositions													
Disposition													
Battery	56.8	34.0	33.1	23.9	27.3	31.0	32.8	45.3	48.3	44.5	47.7	33.5	458.2
Gas Gathering System	0.0	0.0	0.0	0.0	0.0	0.0	0.0	0.0	0.0	0.0	0.0	0.0	0.0
Gas Plant	0.0	0.0	0.0	0.0	0.0	0.0	0.0	0.0	0.0	0.0	0.0	0.0	0.0
Injection Facility	0.0	0.0	0.0	0.0	0.0	0.0	0.0	0.0	0.0	0.0	0.0	0.0	0.0
Meter Station	0.0	0.0	0.0	0.0	0.0	0.0	0.0	0.0	0.0	0.0	0.0	0.0	0.0
Other	0.0	0.0	0.0	0.0	0.0	0.0	0.0	0.0	0.0	0.0	0.0	0.0	0.0
Alberta Commercial	0.0	0.0	0.0	0.0	0.0	0.0	0.0	0.0	0.0	0.0	0.0	0.0	0.0
Alberta Industrial	0.0	0.0	0.0	0.0	0.0	0.0	0.0	0.0	0.0	0.0	0.0	0.0	0.0
Alberta Residential	0.0	0.0	0.0	0.0	0.0	0.0	0.0	0.0	0.0	0.0	0.0	0.0	0.0
Alberta Elec.Generation	0.0	0.0	0.0	0.0	0.0	0.0	0.0	0.0	0.0	0.0	0.0	0.0	0.0
Shrinkage													
Acid Gas	0.0	0.0	0.0	0.0	0.0	0.0	0.0	0.0	0.0	0.0	0.0	0.0	0.0
Other products	0.8	0.6	0.6	0.4	0.5	0.8	0.2	0.0	0.0	0.2	0.7	0.3	5.1
Fuel	0.0	0.0	0.0	0.0	0.0	0.0	0.0	0.0	0.0	0.0	0.0	0.0	0.0
Flared	0.0	0.0	0.0	0.0	0.0	0.0	0.0	0.0	0.0	0.0	0.0	0.0	0.0
Vented	0.0	0.0	0.0	0.0	0.0	0.0	0.0	0.0	0.0	0.0	0.0	0.0	0.0
Diff and Other	-0.9	-0.2	1.8	2.0	-0.5	-1.2	2.8	0.4	-1.3	-3.4	-1.9	-2.4	-4.8
Process and Frac													
Pentanes Plus	3.8	2.9	2.7	1.9	2.5	4.0	1.1	0.0	0.0	0.9	3.6	1.5	24.9
Propane	0.0	0.0	0.0	0.0	0.0	0.0	0.0	0.0	0.0	0.0	0.0	0.0	0.0
Butanes	0.0	0.0	0.0	0.0	0.0	0.0	0.0	0.0	0.0	0.0	0.0	0.0	0.0
Ethane	0.0	0.0	0.0	0.0	0.0	0.0	0.0	0.0	0.0	0.0	0.0	0.0	0.0
NGL	0.0	0.0	0.0	0.0	0.0	0.0	0.0	0.0	0.0	0.0	0.0	0.0	0.0
Sulphur	0.0	0.0	0.0	0.0	0.0	0.0	0.0	0.0	0.0	0.0	0.0	0.0	0.0
Sulphur Closing Inv	0.0	0.0	0.0	0.0	0.0	0.0	0.0	0.0	0.0	0.0	0.0	0.0	0.0

Unit of Measurement: Gas and Gas equivalent products: 1000m3, Liquids: m3, Sulphur: MTS

VPR6200

Facility ID ABGS0085423

Facility Name MURPHY GULL LAKE 03-20 GGS

Facility Licence # 22489

Facility Operator A2PH JOURNEY

Production Month	201701	201702	201703	201704	201705	201706	201707	201708	201709	201710	201711	201712	Totals
Receipts													
Receipts from Alberta Facilities	502.1	450.3	518.3	484.4	499.9	450.2	489.0	511.5	451.7	125.1	333.5	343.3	5,159.3
Receipts from Non-Alberta Facilities	0.0	0.0	0.0	0.0	0.0	0.0	0.0	0.0	0.0	0.0	0.0	0.0	0.0
Dispositions													
Disposition													
Battery	0.0	0.0	0.0	0.0	0.0	0.0	0.0	0.0	0.0	0.0	0.0	0.0	0.0
Gas Gathering System	467.0	429.3	464.7	442.1	482.9	444.4	484.7	497.7	438.2	112.9	320.0	324.6	4,908.5
Gas Plant	0.0	0.0	0.0	0.0	0.0	0.0	0.0	0.0	0.0	0.0	0.0	0.0	0.0
Injection Facility	0.0	0.0	0.0	0.0	0.0	0.0	0.0	0.0	0.0	0.0	0.0	0.0	0.0
Meter Station	0.0	0.0	0.0	0.0	0.0	0.0	0.0	0.0	0.0	0.0	0.0	0.0	0.0
Other	0.0	0.0	0.0	0.0	0.0	0.0	0.0	0.0	0.0	0.0	0.0	0.0	0.0
Alberta Commercial	0.0	0.0	0.0	0.0	0.0	0.0	0.0	0.0	0.0	0.0	0.0	0.0	0.0
Alberta Industrial	0.0	0.0	0.0	0.0	0.0	0.0	0.0	0.0	0.0	0.0	0.0	0.0	0.0
Alberta Residential	0.0	0.0	0.0	0.0	0.0	0.0	0.0	0.0	0.0	0.0	0.0	0.0	0.0
Alberta Elec.Generation	0.0	0.0	0.0	0.0	0.0	0.0	0.0	0.0	0.0	0.0	0.0	0.0	0.0
Shrinkage													
Acid Gas	0.0	0.0	0.0	0.0	0.0	0.0	0.0	0.0	0.0	0.0	0.0	0.0	0.0
Other products	1.2	2.6	1.2	0.0	0.0	0.0	0.0	0.4	0.0	0.0	0.0	0.0	5.4
Fuel	39.0	58.4	35.3	31.1	17.0	5.8	4.3	10.8	10.4	12.2	11.6	2.5	238.4
Flared	0.0	0.0	0.0	0.0	0.0	0.0	0.0	0.0	3.1	0.0	1.9	15.5	20.5
Vented	0.0	0.0	0.0	0.0	0.0	0.0	0.0	3.0	0.0	0.0	0.0	0.7	3.7
Diff and Other	-5.1	-40.0	17.1	11.2	0.0	0.0	0.0	-0.4	0.0	0.0	0.0	0.0	-17.2
Process and Frac													
Pentanes Plus	5.8	12.4	5.6	0.0	0.0	0.0	0.0	2.0	0.0	0.0	0.0	0.0	25.8
Propane	0.0	0.0	0.0	0.0	0.0	0.0	0.0	0.0	0.0	0.0	0.0	0.0	0.0
Butanes	0.0	0.0	0.0	0.0	0.0	0.0	0.0	0.0	0.0	0.0	0.0	0.0	0.0
Ethane	0.0	0.0	0.0	0.0	0.0	0.0	0.0	0.0	0.0	0.0	0.0	0.0	0.0
NGL	0.0	0.0	0.0	0.0	0.0	0.0	0.0	0.0	0.0	0.0	0.0	0.0	0.0
Sulphur	0.0	0.0	0.0	0.0	0.0	0.0	0.0	0.0	0.0	0.0	0.0	0.0	0.0
Sulphur Closing Inv	0.0	0.0	0.0	0.0	0.0	0.0	0.0	0.0	0.0	0.0	0.0	0.0	0.0

Unit of Measurement: Gas and Gas equivalent products: 1000m3, Liquids: m3, Sulphur: MTS

VPR6200

Facility ID ABGS0085667

Facility Name WANYE DALUM 13-35

Facility Licence # 3699

Facility Operator A7NW TXNE

Production Month	201701	201702	201703	201704	201705	201706	201707	201708	201709	201710	201711	201712	Totals
Receipts													
Receipts from Alberta Facilities	2,414.4	2,297.8	2,453.2	2,212.9	2,279.5	1,947.0	1,962.0	2,138.6	1,978.4	1,982.5	1,944.9	1,852.0	25,463.2
Receipts from Non-Alberta Facilities	0.0	0.0	0.0	0.0	0.0	0.0	0.0	0.0	0.0	0.0	0.0	0.0	0.0
Dispositions													
Disposition													
Battery	0.0	0.0	0.0	0.0	0.0	0.0	0.0	0.0	0.0	0.0	0.0	0.0	0.0
Gas Gathering System	2,354.9	2,243.8	2,393.8	2,157.2	2,226.4	1,904.6	1,921.1	2,084.2	1,923.4	1,926.1	1,891.0	1,809.1	24,835.6
Gas Plant	0.0	0.0	0.0	0.0	0.0	0.0	0.0	0.0	0.0	0.0	0.0	0.0	0.0
Injection Facility	0.0	0.0	0.0	0.0	0.0	0.0	0.0	0.0	0.0	0.0	0.0	0.0	0.0
Meter Station	0.0	0.0	0.0	0.0	0.0	0.0	0.0	0.0	0.0	0.0	0.0	0.0	0.0
Other	0.0	0.0	0.0	0.0	0.0	0.0	0.0	0.0	0.0	0.0	0.0	0.0	0.0
Alberta Commercial	0.0	0.0	0.0	0.0	0.0	0.0	0.0	0.0	0.0	0.0	0.0	0.0	0.0
Alberta Industrial	0.0	0.0	0.0	0.0	0.0	0.0	0.0	0.0	0.0	0.0	0.0	0.0	0.0
Alberta Residential	0.0	0.0	0.0	0.0	0.0	0.0	0.0	0.0	0.0	0.0	0.0	0.0	0.0
Alberta Elec.Generation	0.0	0.0	0.0	0.0	0.0	0.0	0.0	0.0	0.0	0.0	0.0	0.0	0.0
Shrinkage													
Acid Gas	0.0	0.0	0.0	0.0	0.0	0.0	0.0	0.0	0.0	0.0	0.0	0.0	0.0
Other products	0.0	0.0	0.0	0.0	0.0	0.0	0.0	2.1	0.0	0.0	0.0	0.0	2.1
Fuel	59.5	54.0	59.4	55.7	53.1	42.4	40.9	52.3	55.0	56.4	53.9	42.9	625.5
Flared	0.0	0.0	0.0	0.0	0.0	0.0	0.0	0.0	0.0	0.0	0.0	0.0	0.0
Vented	0.0	0.0	0.0	0.0	0.0	0.0	0.0	0.0	0.0	0.0	0.0	0.0	0.0
Diff and Other	0.0	0.0	0.0	0.0	0.0	0.0	0.0	0.0	0.0	0.0	0.0	0.0	0.0
Process and Frac													
Pentanes Plus	0.0	0.0	0.0	0.0	0.0	0.0	0.0	10.3	0.0	0.0	0.0	0.0	10.3
Propane	0.0	0.0	0.0	0.0	0.0	0.0	0.0	0.0	0.0	0.0	0.0	0.0	0.0
Butanes	0.0	0.0	0.0	0.0	0.0	0.0	0.0	0.0	0.0	0.0	0.0	0.0	0.0
Ethane	0.0	0.0	0.0	0.0	0.0	0.0	0.0	0.0	0.0	0.0	0.0	0.0	0.0
NGL	0.0	0.0	0.0	0.0	0.0	0.0	0.0	0.0	0.0	0.0	0.0	0.0	0.0
Sulphur	0.0	0.0	0.0	0.0	0.0	0.0	0.0	0.0	0.0	0.0	0.0	0.0	0.0
Sulphur Closing Inv	0.0	0.0	0.0	0.0	0.0	0.0	0.0	0.0	0.0	0.0	0.0	0.0	0.0

Unit of Measurement: Gas and Gas equivalent products: 1000m3, Liquids: m3, Sulphur: MTS

VPR6200

Facility ID ABGS0085673

Facility Name WANYE DALUM 15-34

Facility Licence # 3699

Facility Operator A7NW TXNE

Production Month	201701	201702	201703	201704	201705	201706	201707	201708	201709	201710	201711	201712	Totals
Receipts													
Receipts from Alberta Facilities	8,014.6	7,167.4	7,722.0	7,402.4	7,313.8	6,545.2	6,876.4	7,127.4	6,965.4	7,452.8	6,971.3	6,919.5	86,478.2
Receipts from Non-Alberta Facilities	0.0	0.0	0.0	0.0	0.0	0.0	0.0	0.0	0.0	0.0	0.0	0.0	0.0
Dispositions													
Disposition													
Battery	0.0	0.0	0.0	0.0	0.0	0.0	0.0	0.0	0.0	0.0	0.0	0.0	0.0
Gas Gathering System	8,013.4	7,166.4	7,720.8	7,398.1	7,342.4	6,545.1	6,876.3	7,127.3	6,965.3	7,452.2	6,970.0	6,918.2	86,495.5
Gas Plant	0.0	0.0	0.0	0.0	0.0	0.0	0.0	0.0	0.0	0.0	0.0	0.0	0.0
Injection Facility	0.0	0.0	0.0	0.0	0.0	0.0	0.0	0.0	0.0	0.0	0.0	0.0	0.0
Meter Station	0.0	0.0	0.0	0.0	0.0	0.0	0.0	0.0	0.0	0.0	0.0	0.0	0.0
Other	0.0	0.0	0.0	0.0	0.0	0.0	0.0	0.0	0.0	0.0	0.0	0.0	0.0
Alberta Commercial	0.0	0.0	0.0	0.0	0.0	0.0	0.0	0.0	0.0	0.0	0.0	0.0	0.0
Alberta Industrial	0.0	0.0	0.0	0.0	0.0	0.0	0.0	0.0	0.0	0.0	0.0	0.0	0.0
Alberta Residential	0.0	0.0	0.0	0.0	0.0	0.0	0.0	0.0	0.0	0.0	0.0	0.0	0.0
Alberta Elec.Generation	0.0	0.0	0.0	0.0	0.0	0.0	0.0	0.0	0.0	0.0	0.0	0.0	0.0
Shrinkage													
Acid Gas	0.0	0.0	0.0	0.0	0.0	0.0	0.0	0.0	0.0	0.0	0.0	0.0	0.0
Other products	0.0	0.0	0.0	4.3	0.0	0.0	0.0	0.0	0.0	0.0	0.0	0.0	4.3
Fuel	1.2	0.9	1.2	1.2	0.6	0.0	0.0	0.0	0.0	0.6	1.2	1.2	8.1
Flared	0.0	0.0	0.0	0.0	0.0	0.0	0.0	0.0	0.0	0.0	0.0	0.0	0.0
Vented	0.0	0.0	0.0	0.0	0.0	0.1	0.1	0.1	0.1	0.0	0.1	0.1	0.6
Diff and Other	0.0	0.1	0.0	-1.2	-29.2	0.0	0.0	0.0	0.0	0.0	0.0	0.0	-30.3
Process and Frac													
Pentanes Plus	0.0	0.0	0.0	20.9	0.0	0.0	0.0	0.0	0.0	0.0	0.0	0.0	20.9
Propane	0.0	0.0	0.0	0.0	0.0	0.0	0.0	0.0	0.0	0.0	0.0	0.0	0.0
Butanes	0.0	0.0	0.0	0.0	0.0	0.0	0.0	0.0	0.0	0.0	0.0	0.0	0.0
Ethane	0.0	0.0	0.0	0.0	0.0	0.0	0.0	0.0	0.0	0.0	0.0	0.0	0.0
NGL	0.0	0.0	0.0	0.0	0.0	0.0	0.0	0.0	0.0	0.0	0.0	0.0	0.0
Sulphur	0.0	0.0	0.0	0.0	0.0	0.0	0.0	0.0	0.0	0.0	0.0	0.0	0.0
Sulphur Closing Inv	0.0	0.0	0.0	0.0	0.0	0.0	0.0	0.0	0.0	0.0	0.0	0.0	0.0

Unit of Measurement: Gas and Gas equivalent products: 1000m3, Liquids: m3, Sulphur: MTS

VPR6200

Facility ID ABGS0085964

Facility Name GILBY 02/11-07-041-02W5

Facility Licence # 34156

Facility Operator A2PH JOURNEY

Production Month	201701	201702	201703	201704	201705	201706	201707	201708	201709	201710	201711	201712	Totals
Receipts													
Receipts from Alberta Facilities	273.4	222.9	237.5	245.2	249.8	242.2	249.6	252.5	237.3	242.2	232.1	244.0	2,928.7
Receipts from Non-Alberta Facilities	0.0	0.0	0.0	0.0	0.0	0.0	0.0	0.0	0.0	0.0	0.0	0.0	0.0
Dispositions													
Disposition													
Battery	0.0	0.0	0.0	0.0	0.0	0.0	0.0	0.0	0.0	0.0	0.0	0.0	0.0
Gas Gathering System	265.4	215.3	227.4	230.3	229.3	222.9	228.0	233.0	218.2	228.0	222.3	219.7	2,739.8
Gas Plant	0.0	0.0	0.0	0.0	0.0	0.0	0.0	0.0	0.0	0.0	0.0	0.0	0.0
Injection Facility	0.0	0.0	0.0	0.0	0.0	0.0	0.0	0.0	0.0	0.0	0.0	0.0	0.0
Meter Station	0.0	0.0	0.0	0.0	0.0	0.0	0.0	0.0	0.0	0.0	0.0	0.0	0.0
Other	0.0	0.0	0.0	0.0	0.0	0.0	0.0	0.0	0.0	0.0	0.0	0.0	0.0
Alberta Commercial	0.0	0.0	0.0	0.0	0.0	0.0	0.0	0.0	0.0	0.0	0.0	0.0	0.0
Alberta Industrial	0.0	0.0	0.0	0.0	0.0	0.0	0.0	0.0	0.0	0.0	0.0	0.0	0.0
Alberta Residential	0.0	0.0	0.0	0.0	0.0	0.0	0.0	0.0	0.0	0.0	0.0	0.0	0.0
Alberta Elec.Generation	0.0	0.0	0.0	0.0	0.0	0.0	0.0	0.0	0.0	0.0	0.0	0.0	0.0
Shrinkage													
Acid Gas	0.0	0.0	0.0	0.0	0.0	0.0	0.0	0.0	0.0	0.0	0.0	0.0	0.0
Other products	0.0	1.4	1.4	0.0	1.5	0.0	0.0	1.5	0.0	1.5	0.0	0.0	7.3
Fuel	25.8	23.4	25.3	24.5	25.4	25.1	25.7	25.7	24.4	25.2	18.7	22.5	291.7
Flared	0.0	0.0	0.0	0.0	0.0	0.0	0.0	0.0	0.0	0.0	0.0	0.0	0.0
Vented	0.0	0.0	0.0	0.0	0.0	0.0	0.0	0.0	0.0	0.0	0.0	1.8	1.8
Diff and Other	-17.8	-17.2	-16.6	-9.6	-6.4	-5.8	-4.1	-7.7	-5.3	-12.5	-8.9	0.0	-111.9
Process and Frac													
Pentanes Plus	0.0	6.7	6.9	0.0	7.3	0.0	0.0	7.2	0.0	7.4	0.0	0.0	35.5
Propane	0.0	0.0	0.0	0.0	0.0	0.0	0.0	0.0	0.0	0.0	0.0	0.0	0.0
Butanes	0.0	0.0	0.0	0.0	0.0	0.0	0.0	0.0	0.0	0.0	0.0	0.0	0.0
Ethane	0.0	0.0	0.0	0.0	0.0	0.0	0.0	0.0	0.0	0.0	0.0	0.0	0.0
NGL	0.0	0.0	0.0	0.0	0.0	0.0	0.0	0.0	0.0	0.0	0.0	0.0	0.0
Sulphur	0.0	0.0	0.0	0.0	0.0	0.0	0.0	0.0	0.0	0.0	0.0	0.0	0.0
Sulphur Closing Inv	0.0	0.0	0.0	0.0	0.0	0.0	0.0	0.0	0.0	0.0	0.0	0.0	0.0

Unit of Measurement: Gas and Gas equivalent products: 1000m3, Liquids: m3, Sulphur: MTS

VPR6200

Facility ID ABGS0086353

Facility Name SEVERN 6-17-26-22 (TUDOR)

Facility Licence # 23288

Facility Operator 0026 ECA

Production Month	201701	201702	201703	201704	201705	201706	201707	201708	201709	201710	201711	201712	Totals
Receipts													
Receipts from Alberta Facilities	7,954.9	7,708.8	8,782.6	8,358.0	8,989.4	8,783.8	8,973.7	8,847.9	8,588.9	8,604.1	7,660.5	7,124.2	100,376.8
Receipts from Non-Alberta Facilities	0.0	0.0	0.0	0.0	0.0	0.0	0.0	0.0	0.0	0.0	0.0	0.0	0.0
Dispositions													
Disposition													
Battery	0.0	0.0	0.0	0.0	0.0	0.0	0.0	0.0	0.0	0.0	0.0	0.0	0.0
Gas Gathering System	8,082.5	7,880.9	8,770.6	8,553.3	9,155.6	8,913.5	9,128.4	9,078.9	8,786.9	8,874.6	7,775.7	7,268.0	102,268.9
Gas Plant	0.0	0.0	0.0	0.0	0.0	0.0	0.0	0.0	0.0	0.0	0.0	0.0	0.0
Injection Facility	0.0	0.0	0.0	0.0	0.0	0.0	0.0	0.0	0.0	0.0	0.0	0.0	0.0
Meter Station	0.0	0.0	0.0	0.0	0.0	0.0	0.0	0.0	0.0	0.0	0.0	0.0	0.0
Other	0.0	0.0	0.0	0.0	0.0	0.0	0.0	0.0	0.0	0.0	0.0	0.0	0.0
Alberta Commercial	0.0	0.0	0.0	0.0	0.0	0.0	0.0	0.0	0.0	0.0	0.0	0.0	0.0
Alberta Industrial	0.0	0.0	0.0	0.0	0.0	0.0	0.0	0.0	0.0	0.0	0.0	0.0	0.0
Alberta Residential	0.0	0.0	0.0	0.0	0.0	0.0	0.0	0.0	0.0	0.0	0.0	0.0	0.0
Alberta Elec.Generation	0.0	0.0	0.0	0.0	0.0	0.0	0.0	0.0	0.0	0.0	0.0	0.0	0.0
Shrinkage													
Acid Gas	0.0	0.0	0.0	0.0	0.0	0.0	0.0	0.0	0.0	0.0	0.0	0.0	0.0
Other products	0.0	0.0	0.0	0.0	0.0	0.0	0.0	0.3	0.0	0.0	0.1	0.1	0.5
Fuel	0.0	0.0	0.0	0.0	0.0	0.0	0.0	0.0	0.0	0.0	0.0	0.0	0.0
Flared	0.0	0.0	0.0	0.0	0.0	0.0	0.0	0.0	0.0	0.0	0.0	0.0	0.0
Vented	0.0	0.0	0.0	0.0	0.0	0.0	0.0	0.0	0.0	0.0	0.0	0.0	0.0
Diff and Other	-127.6	-172.1	12.0	-195.3	-166.2	-129.7	-154.7	-231.3	-198.0	-270.5	-115.3	-143.9	-1,892.6
Process and Frac													
Pentanes Plus	0.0	0.0	0.0	0.0	0.0	0.0	0.0	1.4	0.0	0.0	0.5	0.6	2.5
Propane	0.0	0.0	0.0	0.0	0.0	0.0	0.0	0.0	0.0	0.0	0.0	0.0	0.0
Butanes	0.0	0.0	0.0	0.0	0.0	0.0	0.0	0.0	0.0	0.0	0.0	0.0	0.0
Ethane	0.0	0.0	0.0	0.0	0.0	0.0	0.0	0.0	0.0	0.0	0.0	0.0	0.0
NGL	0.0	0.0	0.0	0.0	0.0	0.0	0.0	0.0	0.0	0.0	0.0	0.0	0.0
Sulphur	0.0	0.0	0.0	0.0	0.0	0.0	0.0	0.0	0.0	0.0	0.0	0.0	0.0
Sulphur Closing Inv	0.0	0.0	0.0	0.0	0.0	0.0	0.0	0.0	0.0	0.0	0.0	0.0	0.0

Unit of Measurement: Gas and Gas equivalent products: 1000m3, Liquids: m3, Sulphur: MTS

VPR6200

Facility ID ABGS0086714

Facility Name GROAT 11-30-057-16W5 GGS

Facility Licence # 13300

Facility Operator A5RX BEC

Production Month	201701	201702	201703	201704	201705	201706	201707	201708	201709	201710	201711	201712	Totals
Receipts													
Receipts from Alberta Facilities	1,171.8	990.8	1,254.0	969.3	844.7	1,184.6	1,037.2	1,332.0	787.4	584.8	1,345.8	1,317.1	12,819.5
Receipts from Non-Alberta Facilities	0.0	0.0	0.0	0.0	0.0	0.0	0.0	0.0	0.0	0.0	0.0	0.0	0.0
Dispositions													
Disposition													
Battery	0.0	0.0	0.0	0.0	0.0	0.0	0.0	0.0	0.0	0.0	0.0	0.0	0.0
Gas Gathering System	1,167.2	988.9	1,251.9	963.6	838.8	1,178.9	1,031.3	1,326.1	781.7	578.9	1,337.7	1,308.8	12,753.8
Gas Plant	0.0	0.0	0.0	0.0	0.0	0.0	0.0	0.0	0.0	0.0	0.0	0.0	0.0
Injection Facility	0.0	0.0	0.0	0.0	0.0	0.0	0.0	0.0	0.0	0.0	0.0	0.0	0.0
Meter Station	0.0	0.0	0.0	0.0	0.0	0.0	0.0	0.0	0.0	0.0	0.0	0.0	0.0
Other	0.0	0.0	0.0	0.0	0.0	0.0	0.0	0.0	0.0	0.0	0.0	0.0	0.0
Alberta Commercial	0.0	0.0	0.0	0.0	0.0	0.0	0.0	0.0	0.0	0.0	0.0	0.0	0.0
Alberta Industrial	0.0	0.0	0.0	0.0	0.0	0.0	0.0	0.0	0.0	0.0	0.0	0.0	0.0
Alberta Residential	0.0	0.0	0.0	0.0	0.0	0.0	0.0	0.0	0.0	0.0	0.0	0.0	0.0
Alberta Elec.Generation	0.0	0.0	0.0	0.0	0.0	0.0	0.0	0.0	0.0	0.0	0.0	0.0	0.0
Shrinkage													
Acid Gas	0.0	0.0	0.0	0.0	0.0	0.0	0.0	0.0	0.0	0.0	0.0	0.0	0.0
Other products	0.0	0.0	0.0	0.0	0.0	0.0	0.0	0.0	0.0	0.0	2.6	2.6	5.2
Fuel	4.6	1.9	2.1	5.7	5.9	5.7	5.9	5.9	5.7	5.9	5.5	5.9	60.7
Flared	0.0	0.0	0.0	0.0	0.0	0.0	0.0	0.0	0.0	0.0	0.0	0.0	0.0
Vented	0.0	0.0	0.0	0.0	0.0	0.0	0.0	0.0	0.0	0.0	0.0	0.0	0.0
Diff and Other	0.0	0.0	0.0	0.0	0.0	0.0	0.0	0.0	0.0	0.0	0.0	-0.2	-0.2
Process and Frac													
Pentanes Plus	0.0	0.0	0.0	0.0	0.0	0.0	0.0	0.0	0.0	0.0	12.6	12.5	25.1
Propane	0.0	0.0	0.0	0.0	0.0	0.0	0.0	0.0	0.0	0.0	0.0	0.0	0.0
Butanes	0.0	0.0	0.0	0.0	0.0	0.0	0.0	0.0	0.0	0.0	0.0	0.0	0.0
Ethane	0.0	0.0	0.0	0.0	0.0	0.0	0.0	0.0	0.0	0.0	0.0	0.0	0.0
NGL	0.0	0.0	0.0	0.0	0.0	0.0	0.0	0.0	0.0	0.0	0.0	0.0	0.0
Sulphur	0.0	0.0	0.0	0.0	0.0	0.0	0.0	0.0	0.0	0.0	0.0	0.0	0.0
Sulphur Closing Inv	0.0	0.0	0.0	0.0	0.0	0.0	0.0	0.0	0.0	0.0	0.0	0.0	0.0

Unit of Measurement: Gas and Gas equivalent products: 1000m3, Liquids: m3, Sulphur: MTS

VPR6200

Facility ID ABGS0086794

Facility Name FBANK GGS 09-01-043-01W5

Facility Licence # 34557

Facility Operator A5RX BEC

Production Month	201701	201702	201703	201704	201705	201706	201707	201708	201709	201710	201711	201712	Totals
Receipts													
Receipts from Alberta Facilities	3,030.4	3,238.1	3,349.2	3,906.0	4,944.8	6,257.9	5,121.3	5,151.8	4,651.0	4,961.2	3,898.3	3,335.6	51,845.6
Receipts from Non-Alberta Facilities	0.0	0.0	0.0	0.0	0.0	0.0	0.0	0.0	0.0	0.0	0.0	0.0	0.0
Dispositions													
Disposition													
Battery	0.0	0.0	0.0	0.0	0.0	0.0	0.0	0.0	0.0	0.0	0.0	0.0	0.0
Gas Gathering System	2,949.3	3,085.0	3,272.4	3,740.0	4,813.9	6,087.4	5,024.4	4,911.6	4,702.3	4,737.4	3,789.9	3,185.3	50,298.9
Gas Plant	0.0	0.0	0.0	0.0	0.0	0.0	0.0	0.0	0.0	0.0	0.0	0.0	0.0
Injection Facility	0.0	0.0	0.0	0.0	0.0	0.0	0.0	0.0	0.0	0.0	0.0	0.0	0.0
Meter Station	0.0	0.0	0.0	0.0	0.0	0.0	0.0	0.0	0.0	0.0	0.0	0.0	0.0
Other	0.0	0.0	0.0	0.0	0.0	0.0	0.0	0.0	0.0	0.0	0.0	0.0	0.0
Alberta Commercial	0.0	0.0	0.0	0.0	0.0	0.0	0.0	0.0	0.0	0.0	0.0	0.0	0.0
Alberta Industrial	0.0	0.0	0.0	0.0	0.0	0.0	0.0	0.0	0.0	0.0	0.0	0.0	0.0
Alberta Residential	0.0	0.0	0.0	0.0	0.0	0.0	0.0	0.0	0.0	0.0	0.0	0.0	0.0
Alberta Elec.Generation	0.0	0.0	0.0	0.0	0.0	0.0	0.0	0.0	0.0	0.0	0.0	0.0	0.0
Shrinkage													
Acid Gas	0.0	0.0	0.0	0.0	0.0	0.0	0.0	0.0	0.0	0.0	0.0	0.0	0.0
Other products	12.3	11.1	8.7	6.9	11.7	26.1	30.1	16.3	15.6	21.1	11.1	27.1	198.1
Fuel	149.6	140.6	161.0	12.0	195.2	203.3	204.7	199.6	193.8	195.7	174.1	159.7	1,989.3
Flared	0.0	0.0	0.0	0.0	0.0	0.0	0.0	0.0	0.0	0.0	0.0	0.0	0.0
Vented	0.2	0.0	0.0	0.0	0.0	0.0	0.0	0.0	0.0	0.0	0.0	0.0	0.2
Diff and Other	-81.0	1.4	-92.9	147.1	-76.0	-58.9	-137.9	24.3	-260.7	7.0	-76.8	-36.5	-640.9
Process and Frac													
Pentanes Plus	59.7	53.9	42.0	33.5	56.5	126.3	145.7	79.1	75.5	102.1	53.7	131.2	959.2
Propane	0.0	0.0	0.0	0.0	0.0	0.0	0.0	0.0	0.0	0.0	0.0	0.0	0.0
Butanes	0.0	0.0	0.0	0.0	0.0	0.0	0.0	0.0	0.0	0.0	0.0	0.0	0.0
Ethane	0.0	0.0	0.0	0.0	0.0	0.0	0.0	0.0	0.0	0.0	0.0	0.0	0.0
NGL	0.0	0.0	0.0	0.0	0.0	0.0	0.0	0.0	0.0	0.0	0.0	0.0	0.0
Sulphur	0.0	0.0	0.0	0.0	0.0	0.0	0.0	0.0	0.0	0.0	0.0	0.0	0.0
Sulphur Closing Inv	0.0	0.0	0.0	0.0	0.0	0.0	0.0	0.0	0.0	0.0	0.0	0.0	0.0

Unit of Measurement: Gas and Gas equivalent products: 1000m3, Liquids: m3, Sulphur: MTS

VPR6200
Facility ID ABGS0086976

Facility Name Pengrowth Swalwell 6-7-29-25W4

Facility Licence # 30164

Facility Operator OTM9 NAL

Production Month	201701	201702	201703	201704	201705	201706	201707	201708	201709	201710	201711	201712	Totals
Receipts													
Receipts from Alberta Facilities	1,601.4	1,437.7	1,611.1	1,542.1	1,595.8	1,580.0	1,584.2	1,580.5	1,536.1	1,544.2	1,456.5	1,396.8	18,466.4
Receipts from Non-Alberta Facilities	0.0	0.0	0.0	0.0	0.0	0.0	0.0	0.0	0.0	0.0	0.0	0.0	0.0
Dispositions													
Disposition													
Battery	0.0	0.0	0.0	0.0	0.0	0.0	0.0	0.0	0.0	0.0	0.0	0.0	0.0
Gas Gathering System	0.0	0.0	0.0	0.0	0.0	0.0	0.0	0.0	0.0	0.0	0.0	0.0	0.0
Gas Plant	1,554.6	1,450.8	1,636.5	1,568.0	1,568.2	1,533.8	1,493.4	1,539.0	1,498.6	1,503.7	1,418.0	1,376.8	18,141.4
Injection Facility	0.0	0.0	0.0	0.0	0.0	0.0	0.0	0.0	0.0	0.0	0.0	0.0	0.0
Meter Station	0.0	0.0	0.0	0.0	0.0	0.0	0.0	0.0	0.0	0.0	0.0	0.0	0.0
Other	0.0	0.0	0.0	0.0	0.0	0.0	0.0	0.0	0.0	0.0	0.0	0.0	0.0
Alberta Commercial	0.0	0.0	0.0	0.0	0.0	0.0	0.0	0.0	0.0	0.0	0.0	0.0	0.0
Alberta Industrial	0.0	0.0	0.0	0.0	0.0	0.0	0.0	0.0	0.0	0.0	0.0	0.0	0.0
Alberta Residential	0.0	0.0	0.0	0.0	0.0	0.0	0.0	0.0	0.0	0.0	0.0	0.0	0.0
Alberta Elec.Generation	0.0	0.0	0.0	0.0	0.0	0.0	0.0	0.0	0.0	0.0	0.0	0.0	0.0
Shrinkage													
Acid Gas	0.0	0.0	0.0	0.0	0.0	0.0	0.0	0.0	0.0	0.0	0.0	0.0	0.0
Other products	0.0	0.0	0.0	0.0	0.0	0.0	0.0	0.0	0.0	4.9	0.0	0.0	4.9
Fuel	112.6	100.2	107.9	103.2	109.8	107.1	115.4	112.7	106.4	0.0	106.2	115.2	1,196.7
Flared	0.0	0.0	0.0	0.0	0.0	0.0	0.0	0.0	0.0	0.0	0.0	0.0	0.0
Vented	0.0	0.0	0.0	0.0	0.0	0.0	0.0	0.0	0.0	0.0	0.0	0.0	0.0
Diff and Other	-65.8	-113.3	-133.3	-129.1	-82.2	-60.9	-24.6	-71.2	-68.9	35.6	-67.7	-95.2	-876.6
Process and Frac													
Pentanes Plus	0.0	0.0	0.0	0.0	0.0	0.0	0.0	0.0	0.0	23.8	0.0	0.0	23.8
Propane	0.0	0.0	0.0	0.0	0.0	0.0	0.0	0.0	0.0	0.0	0.0	0.0	0.0
Butanes	0.0	0.0	0.0	0.0	0.0	0.0	0.0	0.0	0.0	0.0	0.0	0.0	0.0
Ethane	0.0	0.0	0.0	0.0	0.0	0.0	0.0	0.0	0.0	0.0	0.0	0.0	0.0
NGL	0.0	0.0	0.0	0.0	0.0	0.0	0.0	0.0	0.0	0.0	0.0	0.0	0.0
Sulphur	0.0	0.0	0.0	0.0	0.0	0.0	0.0	0.0	0.0	0.0	0.0	0.0	0.0
Sulphur Closing Inv	0.0	0.0	0.0	0.0	0.0	0.0	0.0	0.0	0.0	0.0	0.0	0.0	0.0

Unit of Measurement: Gas and Gas equivalent products: 1000m3, Liquids: m3, Sulphur: MTS

VPR6200

Facility ID ABGS0087309

Facility Name NRK 7-4-63-8W6 GGS

Facility Licence # 35069

Facility Operator A2TG TQN

Production Month	201701	201702	201703	201704	201705	201706	201707	201708	201709	201710	201711	201712	Totals
Receipts													
Receipts from Alberta Facilities	2,125.8	1,924.6	1,932.6	1,933.4	1,933.0	1,989.9	1,602.3	678.9	753.7	707.8	1,792.4	1,843.8	19,218.2
Receipts from Non-Alberta Facilities	0.0	0.0	0.0	0.0	0.0	0.0	0.0	0.0	0.0	0.0	0.0	0.0	0.0
Dispositions													
Disposition													
Battery	0.0	0.0	0.0	0.0	0.0	0.0	0.0	0.0	0.0	0.0	0.0	0.0	0.0
Gas Gathering System	2,011.9	1,801.6	1,894.6	1,949.0	1,888.0	1,928.7	1,608.4	649.7	694.2	589.6	1,637.3	1,701.0	18,354.0
Gas Plant	0.0	0.0	0.0	0.0	0.0	0.0	0.0	0.0	0.0	0.0	0.0	0.0	0.0
Injection Facility	0.0	0.0	0.0	0.0	0.0	0.0	0.0	0.0	0.0	0.0	0.0	0.0	0.0
Meter Station	0.0	0.0	0.0	0.0	0.0	0.0	0.0	0.0	0.0	0.0	0.0	0.0	0.0
Other	0.0	0.0	0.0	0.0	0.0	0.0	0.0	0.0	0.0	0.0	0.0	0.0	0.0
Alberta Commercial	0.0	0.0	0.0	0.0	0.0	0.0	0.0	0.0	0.0	0.0	0.0	0.0	0.0
Alberta Industrial	0.0	0.0	0.0	0.0	0.0	0.0	0.0	0.0	0.0	0.0	0.0	0.0	0.0
Alberta Residential	0.0	0.0	0.0	0.0	0.0	0.0	0.0	0.0	0.0	0.0	0.0	0.0	0.0
Alberta Elec.Generation	0.0	0.0	0.0	0.0	0.0	0.0	0.0	0.0	0.0	0.0	0.0	0.0	0.0
Shrinkage													
Acid Gas	0.0	0.0	0.0	0.0	0.0	0.0	0.0	0.0	0.0	0.0	0.0	0.0	0.0
Other products	0.3	1.4	0.8	0.7	2.5	2.6	0.6	2.8	2.6	1.5	8.1	3.1	27.0
Fuel	115.0	103.9	95.9	93.8	99.3	109.1	102.5	73.3	86.8	94.6	103.3	97.8	1,175.3
Flared	0.0	0.0	0.0	0.0	0.0	0.0	0.0	0.0	0.0	0.0	0.0	0.0	0.0
Vented	0.0	0.1	0.1	0.3	0.3	0.2	0.1	0.1	0.1	0.1	0.6	0.2	2.2
Diff and Other	-1.4	17.6	-58.8	-110.4	-57.1	-50.7	-109.3	-47.0	-30.0	22.0	43.1	41.7	-340.3
Process and Frac													
Pentanes Plus	1.6	6.8	3.9	3.6	12.2	12.8	2.7	13.7	12.4	7.3	39.0	15.0	131.0
Propane	0.0	0.0	0.0	0.0	0.0	0.0	0.0	0.0	0.0	0.0	0.0	0.0	0.0
Butanes	0.0	0.0	0.0	0.0	0.0	0.0	0.0	0.0	0.0	0.0	0.0	0.0	0.0
Ethane	0.0	0.0	0.0	0.0	0.0	0.0	0.0	0.0	0.0	0.0	0.0	0.0	0.0
NGL	0.0	0.0	0.0	0.0	0.0	0.0	0.0	0.0	0.0	0.0	0.0	0.0	0.0
Sulphur	0.0	0.0	0.0	0.0	0.0	0.0	0.0	0.0	0.0	0.0	0.0	0.0	0.0
Sulphur Closing Inv	0.0	0.0	0.0	0.0	0.0	0.0	0.0	0.0	0.0	0.0	0.0	0.0	0.0

Unit of Measurement: Gas and Gas equivalent products: 1000m3, Liquids: m3, Sulphur: MTS

VPR6200

Facility ID ABGS0087488

Facility Name NEVIS 14-29-38-22 W4

Facility Licence # 32075

Facility Operator OHE9 CNRL

Production Month	201701	201702	201703	201704	201705	201706	201707	201708	201709	201710	201711	201712	Totals
Receipts													
Receipts from Alberta Facilities	393.7	360.8	371.6	364.0	371.6	356.2	376.2	370.5	364.1	378.1	362.7	359.0	4,428.5
Receipts from Non-Alberta Facilities	0.0	0.0	0.0	0.0	0.0	0.0	0.0	0.0	0.0	0.0	0.0	0.0	0.0
Dispositions													
Disposition													
Battery	0.0	0.0	0.0	0.0	0.0	0.0	0.0	0.0	0.0	0.0	0.0	0.0	0.0
Gas Gathering System	326.8	298.5	302.6	300.8	307.8	297.8	314.3	314.9	304.8	316.3	302.4	292.7	3,679.7
Gas Plant	0.0	0.0	0.0	0.0	0.0	0.0	0.0	0.0	0.0	0.0	0.0	0.0	0.0
Injection Facility	0.0	0.0	0.0	0.0	0.0	0.0	0.0	0.0	0.0	0.0	0.0	0.0	0.0
Meter Station	0.0	0.0	0.0	0.0	0.0	0.0	0.0	0.0	0.0	0.0	0.0	0.0	0.0
Other	0.0	0.0	0.0	0.0	0.0	0.0	0.0	0.0	0.0	0.0	0.0	0.0	0.0
Alberta Commercial	0.0	0.0	0.0	0.0	0.0	0.0	0.0	0.0	0.0	0.0	0.0	0.0	0.0
Alberta Industrial	0.0	0.0	0.0	0.0	0.0	0.0	0.0	0.0	0.0	0.0	0.0	0.0	0.0
Alberta Residential	0.0	0.0	0.0	0.0	0.0	0.0	0.0	0.0	0.0	0.0	0.0	0.0	0.0
Alberta Elec.Generation	0.0	0.0	0.0	0.0	0.0	0.0	0.0	0.0	0.0	0.0	0.0	0.0	0.0
Shrinkage													
Acid Gas	0.0	0.0	0.0	0.0	0.0	0.0	0.0	0.0	0.0	0.0	0.0	0.0	0.0
Other products	0.0	0.0	0.0	0.0	0.0	0.0	0.0	0.6	0.0	0.0	0.0	0.0	0.6
Fuel	66.4	60.8	67.3	63.0	62.4	58.9	62.4	60.4	60.5	63.3	62.9	65.9	754.2
Flared	0.0	0.0	0.0	0.0	0.0	0.0	0.0	0.0	0.0	0.0	0.0	0.0	0.0
Vented	0.0	0.0	0.0	0.0	0.0	0.0	0.0	0.0	0.0	0.0	0.0	0.0	0.0
Diff and Other	0.5	1.5	1.7	0.2	1.4	-0.5	-0.5	-5.4	-1.2	-1.5	-2.6	0.4	-6.0
Process and Frac													
Pentanes Plus	0.0	0.0	0.0	0.0	0.0	0.0	0.0	3.0	0.0	0.0	0.0	0.0	3.0
Propane	0.0	0.0	0.0	0.0	0.0	0.0	0.0	0.0	0.0	0.0	0.0	0.0	0.0
Butanes	0.0	0.0	0.0	0.0	0.0	0.0	0.0	0.0	0.0	0.0	0.0	0.0	0.0
Ethane	0.0	0.0	0.0	0.0	0.0	0.0	0.0	0.0	0.0	0.0	0.0	0.0	0.0
NGL	0.0	0.0	0.0	0.0	0.0	0.0	0.0	0.0	0.0	0.0	0.0	0.0	0.0
Sulphur	0.0	0.0	0.0	0.0	0.0	0.0	0.0	0.0	0.0	0.0	0.0	0.0	0.0
Sulphur Closing Inv	0.0	0.0	0.0	0.0	0.0	0.0	0.0	0.0	0.0	0.0	0.0	0.0	0.0

Unit of Measurement: Gas and Gas equivalent products: 1000m3, Liquids: m3, Sulphur: MTS

VPR6200
Facility ID ABGS0088454

Facility Name Fir 05-29-058-22W5 GGS

Facility Licence # 35088

Facility Operator A573 TOURMALINE

Production Month	201701	201702	201703	201704	201705	201706	201707	201708	201709	201710	201711	201712	Totals
Receipts													
Receipts from Alberta Facilities	7,354.7	6,783.7	7,606.9	7,210.4	6,536.0	7,165.6	7,618.2	7,236.0	7,017.5	7,101.1	6,851.9	6,908.4	85,390.4
Receipts from Non-Alberta Facilities	0.0	0.0	0.0	0.0	0.0	0.0	0.0	0.0	0.0	0.0	0.0	0.0	0.0
Dispositions													
Disposition													
Battery	0.0	0.0	0.0	0.0	0.0	0.0	0.0	0.0	0.0	0.0	0.0	0.0	0.0
Gas Gathering System	0.0	0.0	0.0	0.0	0.0	0.0	0.0	0.0	0.0	0.0	0.0	0.0	0.0
Gas Plant	7,390.5	6,583.0	7,409.9	7,047.8	6,516.7	6,962.5	7,365.8	6,994.1	6,733.2	6,991.3	6,653.8	7,182.8	83,831.4
Injection Facility	0.0	0.0	0.0	0.0	0.0	0.0	0.0	0.0	0.0	0.0	0.0	0.0	0.0
Meter Station	0.0	0.0	0.0	0.0	0.0	0.0	0.0	0.0	0.0	0.0	0.0	0.0	0.0
Other	0.0	0.0	0.0	0.0	0.0	0.0	0.0	0.0	0.0	0.0	0.0	0.0	0.0
Alberta Commercial	0.0	0.0	0.0	0.0	0.0	0.0	0.0	0.0	0.0	0.0	0.0	0.0	0.0
Alberta Industrial	0.0	0.0	0.0	0.0	0.0	0.0	0.0	0.0	0.0	0.0	0.0	0.0	0.0
Alberta Residential	0.0	0.0	0.0	0.0	0.0	0.0	0.0	0.0	0.0	0.0	0.0	0.0	0.0
Alberta Elec.Generation	0.0	0.0	0.0	0.0	0.0	0.0	0.0	0.0	0.0	0.0	0.0	0.0	0.0
Shrinkage													
Acid Gas	0.0	0.0	0.0	0.0	0.0	0.0	0.0	0.0	0.0	0.0	0.0	0.0	0.0
Other products	25.9	14.2	21.0	35.7	7.5	11.9	1.6	5.2	11.6	8.7	21.8	8.3	173.4
Fuel	384.6	291.9	384.6	257.6	145.6	351.8	322.6	219.8	231.2	236.6	260.3	279.1	3,365.7
Flared	0.0	0.0	0.0	0.0	0.0	0.0	0.0	0.0	0.0	0.0	66.0	0.0	66.0
Vented	0.0	0.0	0.0	0.0	0.0	0.0	0.0	0.0	0.0	0.0	0.0	0.0	0.0
Diff and Other	-446.3	-105.4	-208.6	-130.7	-133.8	-160.6	-71.8	16.9	41.5	-135.5	-150.0	-561.8	-2,046.1
Process and Frac													
Pentanes Plus	125.4	68.9	101.4	172.8	36.4	57.5	7.5	25.4	55.9	42.0	105.6	40.1	838.9
Propane	0.0	0.0	0.0	0.0	0.0	0.0	0.0	0.0	0.0	0.0	0.0	0.0	0.0
Butanes	0.0	0.0	0.0	0.0	0.0	0.0	0.0	0.0	0.0	0.0	0.0	0.0	0.0
Ethane	0.0	0.0	0.0	0.0	0.0	0.0	0.0	0.0	0.0	0.0	0.0	0.0	0.0
NGL	0.0	0.0	0.0	0.0	0.0	0.0	0.0	0.0	0.0	0.0	0.0	0.0	0.0
Sulphur	0.0	0.0	0.0	0.0	0.0	0.0	0.0	0.0	0.0	0.0	0.0	0.0	0.0
Sulphur Closing Inv	0.0	0.0	0.0	0.0	0.0	0.0	0.0	0.0	0.0	0.0	0.0	0.0	0.0

Unit of Measurement: Gas and Gas equivalent products: 1000m3, Liquids: m3, Sulphur: MTS

VPR6200

Facility ID ABGS0088484

Facility Name CINCH KAKWA GGS

Facility Licence # 32672

Facility Operator A573 TOURMALINE

Production Month	201701	201702	201703	201704	201705	201706	201707	201708	201709	201710	201711	201712	Totals
Receipts													
Receipts from Alberta Facilities	2,228.3	2,167.2	2,188.3	2,115.7	2,146.8	2,051.2	2,036.9	2,018.6	1,966.2	1,984.0	1,771.5	1,815.2	24,489.9
Receipts from Non-Alberta Facilities	0.0	0.0	0.0	0.0	0.0	0.0	0.0	0.0	0.0	0.0	0.0	0.0	0.0
Dispositions													
Disposition													
Battery	0.0	0.0	0.0	0.0	0.0	0.0	0.0	0.0	0.0	0.0	0.0	0.0	0.0
Gas Gathering System	2,201.6	2,159.3	2,173.8	2,088.3	2,106.6	1,996.5	1,984.4	1,977.5	1,903.3	1,913.5	1,724.6	1,734.1	23,963.5
Gas Plant	0.0	0.0	0.0	0.0	0.0	0.0	0.0	0.0	0.0	0.0	0.0	0.0	0.0
Injection Facility	0.0	0.0	0.0	0.0	0.0	0.0	0.0	0.0	0.0	0.0	0.0	0.0	0.0
Meter Station	0.0	0.0	0.0	0.0	0.0	0.0	0.0	0.0	0.0	0.0	0.0	0.0	0.0
Other	0.0	0.0	0.0	0.0	0.0	0.0	0.0	0.0	0.0	0.0	0.0	0.0	0.0
Alberta Commercial	0.0	0.0	0.0	0.0	0.0	0.0	0.0	0.0	0.0	0.0	0.0	0.0	0.0
Alberta Industrial	0.0	0.0	0.0	0.0	0.0	0.0	0.0	0.0	0.0	0.0	0.0	0.0	0.0
Alberta Residential	0.0	0.0	0.0	0.0	0.0	0.0	0.0	0.0	0.0	0.0	0.0	0.0	0.0
Alberta Elec.Generation	0.0	0.0	0.0	0.0	0.0	0.0	0.0	0.0	0.0	0.0	0.0	0.0	0.0
Shrinkage													
Acid Gas	0.0	0.0	0.0	0.0	0.0	0.0	0.0	0.0	0.0	0.0	0.0	0.0	0.0
Other products	0.0	0.0	0.0	0.0	0.0	0.0	0.0	0.0	30.9	25.0	25.1	25.5	106.5
Fuel	36.5	34.6	42.1	21.7	43.4	52.8	52.7	52.7	51.0	52.7	51.0	40.7	531.9
Flared	0.5	1.5	0.5	2.0	2.5	2.0	2.0	2.0	0.5	5.6	5.0	5.1	29.2
Vented	0.0	0.0	0.0	0.0	0.0	0.0	0.0	0.0	0.1	0.1	0.1	0.1	0.4
Diff and Other	-10.3	-28.2	-28.1	3.7	-5.7	-0.1	-2.2	-13.6	-19.6	-12.9	-34.3	9.7	-141.6
Process and Frac													
Pentanes Plus	0.0	0.0	0.0	0.0	0.0	0.0	0.0	0.0	149.4	121.1	121.5	123.5	515.5
Propane	0.0	0.0	0.0	0.0	0.0	0.0	0.0	0.0	0.0	0.0	0.0	0.0	0.0
Butanes	0.0	0.0	0.0	0.0	0.0	0.0	0.0	0.0	0.0	0.0	0.0	0.0	0.0
Ethane	0.0	0.0	0.0	0.0	0.0	0.0	0.0	0.0	0.0	0.0	0.0	0.0	0.0
NGL	0.0	0.0	0.0	0.0	0.0	0.0	0.0	0.0	0.0	0.0	0.0	0.0	0.0
Sulphur	0.0	0.0	0.0	0.0	0.0	0.0	0.0	0.0	0.0	0.0	0.0	0.0	0.0
Sulphur Closing Inv	0.0	0.0	0.0	0.0	0.0	0.0	0.0	0.0	0.0	0.0	0.0	0.0	0.0

Unit of Measurement: Gas and Gas equivalent products: 1000m3, Liquids: m3, Sulphur: MTS

VPR6200

Facility ID ABGS0088544

Facility Name PARAMOUNT KAKWA 1-13 GGS TO MUSREAU

Facility Licence # 32596

Facility Operator A54C 7GEN

Production Month	201701	201702	201703	201704	201705	201706	201707	201708	201709	201710	201711	201712	Totals
Receipts													
Receipts from Alberta Facilities	11,270.9	9,255.9	10,606.4	9,503.7	10,444.2	9,218.9	9,781.7	9,518.5	9,848.5	9,311.9	9,607.6	9,846.0	118,214.2
Receipts from Non-Alberta Facilities	0.0	0.0	0.0	0.0	0.0	0.0	0.0	0.0	0.0	0.0	0.0	0.0	0.0
Dispositions													
Disposition													
Battery	0.0	0.0	0.0	0.0	0.0	0.0	0.0	0.0	0.0	0.0	0.0	0.0	0.0
Gas Gathering System	10,982.2	9,500.8	10,230.0	9,055.0	10,248.9	9,256.8	9,013.2	7,338.0	9,691.8	9,176.5	9,276.5	9,355.3	113,125.0
Gas Plant	0.0	0.0	0.0	0.0	0.0	0.0	0.0	0.0	0.0	0.0	0.0	0.0	0.0
Injection Facility	0.0	0.0	0.0	0.0	0.0	0.0	0.0	0.0	0.0	0.0	0.0	0.0	0.0
Meter Station	0.0	0.0	0.0	0.0	0.0	0.0	0.0	0.0	0.0	0.0	0.0	0.0	0.0
Other	0.0	0.0	0.0	0.0	0.0	0.0	0.0	0.0	0.0	0.0	0.0	0.0	0.0
Alberta Commercial	0.0	0.0	0.0	0.0	0.0	0.0	0.0	0.0	0.0	0.0	0.0	0.0	0.0
Alberta Industrial	0.0	0.0	0.0	0.0	0.0	0.0	0.0	0.0	0.0	0.0	0.0	0.0	0.0
Alberta Residential	0.0	0.0	0.0	0.0	0.0	0.0	0.0	0.0	0.0	0.0	0.0	0.0	0.0
Alberta Elec.Generation	0.0	0.0	0.0	0.0	0.0	0.0	0.0	0.0	0.0	0.0	0.0	0.0	0.0
Shrinkage													
Acid Gas	0.0	0.0	0.0	0.0	0.0	0.0	0.0	0.0	0.0	0.0	0.0	0.0	0.0
Other products	19.1	11.9	17.1	17.6	18.6	5.0	27.2	31.7	1.1	0.0	19.8	17.5	186.6
Fuel	434.4	19.6	118.7	134.9	111.2	40.3	425.1	400.2	422.3	412.3	503.6	419.4	3,442.0
Flared	45.0	35.8	4.1	33.4	41.8	27.1	25.3	27.1	0.0	0.0	0.0	0.0	239.6
Vented	0.0	0.0	0.0	0.0	0.0	0.0	0.0	0.0	0.0	0.0	0.0	0.0	0.0
Diff and Other	-209.8	-312.2	236.5	262.8	23.7	-110.3	290.9	1,721.5	-266.7	-276.9	-192.3	53.8	1,221.0
Process and Frac													
Pentanes Plus	92.2	57.5	82.7	85.3	90.2	24.0	131.5	153.6	5.3	0.0	95.6	84.7	902.6
Propane	0.0	0.0	0.0	0.0	0.0	0.0	0.0	0.0	0.0	0.0	0.0	0.0	0.0
Butanes	0.0	0.0	0.0	0.0	0.0	0.0	0.0	0.0	0.0	0.0	0.0	0.0	0.0
Ethane	0.0	0.0	0.0	0.0	0.0	0.0	0.0	0.0	0.0	0.0	0.0	0.0	0.0
NGL	0.0	0.0	0.0	0.0	0.0	0.0	0.0	0.0	0.0	0.0	0.0	0.0	0.0
Sulphur	0.0	0.0	0.0	0.0	0.0	0.0	0.0	0.0	0.0	0.0	0.0	0.0	0.0
Sulphur Closing Inv	0.0	0.0	0.0	0.0	0.0	0.0	0.0	0.0	0.0	0.0	0.0	0.0	0.0

Unit of Measurement: Gas and Gas equivalent products: 1000m3, Liquids: m3, Sulphur: MTS

VPR6200

Facility ID ABGS0088625

Facility Name KAKWA 00/01-06-063-05W6

Facility Licence # 32099

Facility Operator OR46 HUSKY

Production Month	201701	201702	201703	201704	201705	201706	201707	201708	201709	201710	201711	201712	Totals
Receipts													
Receipts from Alberta Facilities	10,648.5	9,387.9	10,343.5	8,816.6	7,699.4	9,519.2	9,443.9	9,912.9	11,380.6	11,409.9	10,889.8	11,031.3	120,483.5
Receipts from Non-Alberta Facilities	0.0	0.0	0.0	0.0	0.0	0.0	0.0	0.0	0.0	0.0	0.0	0.0	0.0
Dispositions													
Disposition													
Battery	0.0	0.0	0.0	0.0	0.0	0.0	0.0	0.0	0.0	0.0	0.0	0.0	0.0
Gas Gathering System	5,489.6	4,545.6	5,389.9	4,072.5	5,343.6	7,297.5	4,892.8	4,803.2	6,273.4	6,015.6	5,451.1	5,506.2	65,081.0
Gas Plant	4,880.2	4,666.4	4,650.0	4,517.6	2,141.2	2,039.8	4,307.2	4,565.4	4,690.6	4,891.6	4,945.7	5,002.9	51,298.6
Injection Facility	0.0	0.0	0.0	0.0	0.0	0.0	0.0	0.0	0.0	0.0	0.0	0.0	0.0
Meter Station	0.0	0.0	0.0	0.0	0.0	0.0	0.0	0.0	0.0	0.0	0.0	0.0	0.0
Other	0.0	0.0	0.0	0.0	0.0	0.0	0.0	0.0	0.0	0.0	0.0	0.0	0.0
Alberta Commercial	0.0	0.0	0.0	0.0	0.0	0.0	0.0	0.0	0.0	0.0	0.0	0.0	0.0
Alberta Industrial	0.0	0.0	0.0	0.0	0.0	0.0	0.0	0.0	0.0	0.0	0.0	0.0	0.0
Alberta Residential	0.0	0.0	0.0	0.0	0.0	0.0	0.0	0.0	0.0	0.0	0.0	0.0	0.0
Alberta Elec.Generation	0.0	0.0	0.0	0.0	0.0	0.0	0.0	0.0	0.0	0.0	0.0	0.0	0.0
Shrinkage													
Acid Gas	0.0	0.0	0.0	0.0	0.0	0.0	0.0	0.0	0.0	0.0	0.0	0.0	0.0
Other products	13.1	5.0	5.0	14.7	18.4	7.4	2.6	2.8	0.8	1.1	0.0	3.2	74.1
Fuel	227.6	102.4	181.5	181.5	180.6	184.9	186.7	187.2	181.5	186.3	0.0	0.0	1,800.2
Flared	0.0	0.0	0.0	0.0	0.0	0.0	0.0	0.0	0.0	0.0	0.0	0.0	0.0
Vented	0.0	0.0	3.1	1.0	2.6	0.4	1.6	1.6	0.0	0.0	0.0	0.0	10.3
Diff and Other	38.0	68.5	114.0	29.3	13.0	-10.8	53.0	352.7	234.3	315.3	493.0	519.0	2,219.3
Process and Frac													
Pentanes Plus	63.4	24.4	24.1	71.1	88.8	35.7	12.7	13.4	3.8	5.1	0.0	15.5	358.0
Propane	0.0	0.0	0.0	0.0	0.0	0.0	0.0	0.0	0.0	0.0	0.0	0.0	0.0
Butanes	0.0	0.0	0.0	0.0	0.0	0.0	0.0	0.0	0.0	0.0	0.0	0.0	0.0
Ethane	0.0	0.0	0.0	0.0	0.0	0.0	0.0	0.0	0.0	0.0	0.0	0.0	0.0
NGL	0.0	0.0	0.0	0.0	0.0	0.0	0.0	0.0	0.0	0.0	0.0	0.0	0.0
Sulphur	0.0	0.0	0.0	0.0	0.0	0.0	0.0	0.0	0.0	0.0	0.0	0.0	0.0
Sulphur Closing Inv	0.0	0.0	0.0	0.0	0.0	0.0	0.0	0.0	0.0	0.0	0.0	0.0	0.0

Unit of Measurement: Gas and Gas equivalent products: 1000m3, Liquids: m3, Sulphur: MTS

VPR6200

Facility ID ABGS0088984

Facility Name SC WESTEROSE 7-22-042-03W5 GS

Facility Licence # 35453

Facility Operator OTM9 NAL

Production Month	201701	201702	201703	201704	201705	201706	201707	201708	201709	201710	201711	201712	Totals
Receipts													
Receipts from Alberta Facilities	3,950.8	3,425.9	3,737.1	3,513.2	3,715.5	3,622.0	3,596.0	3,517.3	3,313.6	3,539.9	3,053.4	3,106.6	42,091.3
Receipts from Non-Alberta Facilities	0.0	0.0	0.0	0.0	0.0	0.0	0.0	0.0	0.0	0.0	0.0	0.0	0.0
Dispositions													
Disposition													
Battery	0.0	0.0	0.0	0.0	0.0	0.0	0.0	0.0	0.0	0.0	0.0	0.0	0.0
Gas Gathering System	0.0	0.0	0.0	360.8	0.0	0.0	0.0	0.0	0.0	0.0	0.0	0.0	360.8
Gas Plant	3,636.5	3,218.6	3,547.4	2,957.4	3,523.3	3,446.0	3,512.8	3,391.8	3,166.0	3,392.1	2,911.4	2,925.2	39,628.5
Injection Facility	0.0	0.0	0.0	0.0	0.0	0.0	0.0	0.0	0.0	0.0	0.0	0.0	0.0
Meter Station	0.0	0.0	0.0	0.0	0.0	0.0	0.0	0.0	0.0	0.0	0.0	0.0	0.0
Other	0.0	0.0	0.0	0.0	0.0	0.0	0.0	0.0	0.0	0.0	0.0	0.0	0.0
Alberta Commercial	0.0	0.0	0.0	0.0	0.0	0.0	0.0	0.0	0.0	0.0	0.0	0.0	0.0
Alberta Industrial	0.0	0.0	0.0	0.0	0.0	0.0	0.0	0.0	0.0	0.0	0.0	0.0	0.0
Alberta Residential	0.0	0.0	0.0	0.0	0.0	0.0	0.0	0.0	0.0	0.0	0.0	0.0	0.0
Alberta Elec.Generation	0.0	0.0	0.0	0.0	0.0	0.0	0.0	0.0	0.0	0.0	0.0	0.0	0.0
Shrinkage													
Acid Gas	0.0	0.0	0.0	0.0	0.0	0.0	0.0	0.0	0.0	0.0	0.0	0.0	0.0
Other products	1.3	3.5	3.0	0.5	5.1	9.6	0.6	5.1	3.1	3.9	3.1	1.2	40.0
Fuel	198.0	177.9	194.8	106.6	174.3	168.8	175.3	169.5	160.8	172.7	0.0	166.1	1,864.8
Flared	0.0	0.0	0.0	0.0	0.3	0.1	0.0	0.2	0.0	0.0	159.2	0.0	159.8
Vented	0.1	0.0	0.1	0.0	0.0	0.1	0.3	0.0	0.1	0.1	1.2	0.1	2.1
Diff and Other	114.9	25.9	-8.2	87.9	12.5	-2.6	-93.0	-49.3	-16.4	-28.9	-21.5	14.0	35.3
Process and Frac													
Pentanes Plus	6.1	17.0	14.6	2.4	24.7	46.6	2.9	24.5	15.1	18.7	15.1	5.7	193.4
Propane	0.0	0.0	0.0	0.0	0.0	0.0	0.0	0.0	0.0	0.0	0.0	0.0	0.0
Butanes	0.0	0.0	0.0	0.0	0.0	0.0	0.0	0.0	0.0	0.0	0.0	0.0	0.0
Ethane	0.0	0.0	0.0	0.0	0.0	0.0	0.0	0.0	0.0	0.0	0.0	0.0	0.0
NGL	0.0	0.0	0.0	0.0	0.0	0.0	0.0	0.0	0.0	0.0	0.0	0.0	0.0
Sulphur	0.0	0.0	0.0	0.0	0.0	0.0	0.0	0.0	0.0	0.0	0.0	0.0	0.0
Sulphur Closing Inv	0.0	0.0	0.0	0.0	0.0	0.0	0.0	0.0	0.0	0.0	0.0	0.0	0.0

Unit of Measurement: Gas and Gas equivalent products: 1000m3, Liquids: m3, Sulphur: MTS

VPR6200

Facility ID ABGS0089721

Facility Name HOADLEY 08-06 COMPRESSOR

Facility Licence # 23412

Facility Operator A5D4 CVE

Production Month	201701	201702	201703	201704	201705	201706	201707	201708	201709	201710	201711	201712	Totals
Receipts													
Receipts from Alberta Facilities	6,277.6	5,335.5	5,991.4	5,711.3	5,609.0	5,148.1	5,279.2	5,209.5	5,003.6	5,048.8	5,090.1	5,157.0	64,861.1
Receipts from Non-Alberta Facilities	0.0	0.0	0.0	0.0	0.0	0.0	0.0	0.0	0.0	0.0	0.0	0.0	0.0
Dispositions													
Disposition													
Battery	0.0	0.0	0.0	0.0	0.0	0.0	0.0	0.0	0.0	0.0	0.0	0.0	0.0
Gas Gathering System	6,259.8	5,300.1	5,790.1	5,479.8	5,365.5	4,849.3	4,949.4	4,933.9	4,852.0	4,815.5	4,746.8	4,902.8	62,245.0
Gas Plant	0.0	0.0	0.0	0.0	0.0	0.0	0.0	0.0	0.0	0.0	0.0	0.0	0.0
Injection Facility	0.0	0.0	0.0	0.0	0.0	0.0	0.0	0.0	0.0	0.0	0.0	0.0	0.0
Meter Station	0.0	0.0	0.0	0.0	0.0	0.0	0.0	0.0	0.0	0.0	0.0	0.0	0.0
Other	0.0	0.0	0.0	0.0	0.0	0.0	0.0	0.0	0.0	0.0	0.0	0.0	0.0
Alberta Commercial	0.0	0.0	0.0	0.0	0.0	0.0	0.0	0.0	0.0	0.0	0.0	0.0	0.0
Alberta Industrial	0.0	0.0	0.0	0.0	0.0	0.0	0.0	0.0	0.0	0.0	0.0	0.0	0.0
Alberta Residential	0.0	0.0	0.0	0.0	0.0	0.0	0.0	0.0	0.0	0.0	0.0	0.0	0.0
Alberta Elec.Generation	0.0	0.0	0.0	0.0	0.0	0.0	0.0	0.0	0.0	0.0	0.0	0.0	0.0
Shrinkage													
Acid Gas	0.0	0.0	0.0	0.0	0.0	0.0	0.0	0.0	0.0	0.0	0.0	0.0	0.0
Other products	1.6	0.8	1.9	0.9	1.2	0.2	0.1	0.8	0.1	0.8	0.1	0.1	8.6
Fuel	383.9	340.1	399.7	385.2	397.3	354.0	329.7	317.3	301.6	314.7	674.2	344.2	4,541.9
Flared	0.0	2.1	0.8	1.2	0.4	0.8	2.1	1.7	0.4	0.8	0.0	0.0	10.3
Vented	0.0	0.0	0.0	0.0	0.0	0.0	0.0	0.0	0.0	0.0	0.0	0.0	0.0
Diff and Other	-367.7	-307.6	-201.1	-155.8	-155.4	-56.2	-2.1	-44.2	-150.5	-83.0	-331.0	-90.1	-1,944.7
Process and Frac													
Pentanes Plus	7.9	3.7	9.0	4.2	5.6	1.0	0.3	4.1	0.3	4.1	0.7	0.5	41.4
Propane	0.0	0.0	0.0	0.0	0.0	0.0	0.0	0.0	0.0	0.0	0.0	0.0	0.0
Butanes	0.0	0.0	0.0	0.0	0.0	0.0	0.0	0.0	0.0	0.0	0.0	0.0	0.0
Ethane	0.0	0.0	0.0	0.0	0.0	0.0	0.0	0.0	0.0	0.0	0.0	0.0	0.0
NGL	0.0	0.0	0.0	0.0	0.0	0.0	0.0	0.0	0.0	0.0	0.0	0.0	0.0
Sulphur	0.0	0.0	0.0	0.0	0.0	0.0	0.0	0.0	0.0	0.0	0.0	0.0	0.0
Sulphur Closing Inv	0.0	0.0	0.0	0.0	0.0	0.0	0.0	0.0	0.0	0.0	0.0	0.0	0.0

Unit of Measurement: Gas and Gas equivalent products: 1000m3, Liquids: m3, Sulphur: MTS

VPR6200

Facility ID ABGS0089722

Facility Name HOADLEY 11-02 COMPRESSOR

Facility Licence # 33322

Facility Operator A5D4 CVE

Production Month	201701	201702	201703	201704	201705	201706	201707	201708	201709	201710	201711	201712	Totals
Receipts													
Receipts from Alberta Facilities	2,896.7	2,558.4	2,858.5	2,800.5	2,908.0	2,407.4	2,872.1	2,796.0	2,866.4	2,703.5	2,642.2	2,614.2	32,923.9
Receipts from Non-Alberta Facilities	0.0	0.0	0.0	0.0	0.0	0.0	0.0	0.0	0.0	0.0	0.0	0.0	0.0
Dispositions													
Disposition													
Battery	0.0	0.0	0.0	0.0	0.0	0.0	0.0	0.0	0.0	0.0	0.0	0.0	0.0
Gas Gathering System	2,767.4	2,438.0	2,682.4	2,609.3	2,705.7	2,247.3	2,710.1	2,599.2	2,840.0	2,458.6	2,408.6	2,270.3	30,736.9
Gas Plant	0.0	0.0	0.0	0.0	0.0	0.0	0.0	0.0	0.0	0.0	0.0	0.0	0.0
Injection Facility	0.0	0.0	0.0	0.0	0.0	0.0	0.0	0.0	0.0	0.0	0.0	0.0	0.0
Meter Station	0.0	0.0	0.0	0.0	0.0	0.0	0.0	0.0	0.0	0.0	0.0	0.0	0.0
Other	0.0	0.0	0.0	0.0	0.0	0.0	0.0	0.0	0.0	0.0	0.0	0.0	0.0
Alberta Commercial	0.0	0.0	0.0	0.0	0.0	0.0	0.0	0.0	0.0	0.0	0.0	0.0	0.0
Alberta Industrial	0.0	0.0	0.0	0.0	0.0	0.0	0.0	0.0	0.0	0.0	0.0	0.0	0.0
Alberta Residential	0.0	0.0	0.0	0.0	0.0	0.0	0.0	0.0	0.0	0.0	0.0	0.0	0.0
Alberta Elec.Generation	0.0	0.0	0.0	0.0	0.0	0.0	0.0	0.0	0.0	0.0	0.0	0.0	0.0
Shrinkage													
Acid Gas	0.0	0.0	0.0	0.0	0.0	0.0	0.0	0.0	0.0	0.0	0.0	0.0	0.0
Other products	3.9	1.5	2.7	0.4	0.9	0.7	4.5	3.2	3.9	7.3	8.1	3.5	40.6
Fuel	45.7	59.5	114.1	116.3	118.8	91.9	120.5	115.6	137.5	125.0	118.1	127.7	1,290.7
Flared	0.0	0.1	0.0	0.1	0.0	0.1	0.1	0.1	0.0	0.1	0.1	0.0	0.7
Vented	0.0	0.0	0.0	0.0	0.0	0.0	0.0	0.0	0.0	0.0	0.0	0.0	0.0
Diff and Other	79.7	59.3	59.3	74.4	82.6	67.4	36.9	77.9	-115.0	112.5	107.3	212.7	855.0
Process and Frac													
Pentanes Plus	18.9	7.1	13.1	1.7	4.4	3.2	21.9	15.3	19.1	35.2	39.2	16.9	196.0
Propane	0.0	0.0	0.0	0.0	0.0	0.0	0.0	0.0	0.0	0.0	0.0	0.0	0.0
Butanes	0.0	0.0	0.0	0.0	0.0	0.0	0.0	0.0	0.0	0.0	0.0	0.0	0.0
Ethane	0.0	0.0	0.0	0.0	0.0	0.0	0.0	0.0	0.0	0.0	0.0	0.0	0.0
NGL	0.0	0.0	0.0	0.0	0.0	0.0	0.0	0.0	0.0	0.0	0.0	0.0	0.0
Sulphur	0.0	0.0	0.0	0.0	0.0	0.0	0.0	0.0	0.0	0.0	0.0	0.0	0.0
Sulphur Closing Inv	0.0	0.0	0.0	0.0	0.0	0.0	0.0	0.0	0.0	0.0	0.0	0.0	0.0

Unit of Measurement: Gas and Gas equivalent products: 1000m3, Liquids: m3, Sulphur: MTS

VPR6200

Facility ID ABGS0089723

Facility Name HOADLEY 14-12 COMPRESSOR

Facility Licence # 9546

Facility Operator A5D4 CVE

Production Month	201701	201702	201703	201704	201705	201706	201707	201708	201709	201710	201711	201712	Totals
Receipts													
Receipts from Alberta Facilities	2,121.9	1,867.2	2,016.6	1,897.0	1,956.0	1,889.2	1,912.6	1,900.3	1,336.9	1,880.9	1,730.4	1,733.6	22,242.6
Receipts from Non-Alberta Facilities	0.0	0.0	0.0	0.0	0.0	0.0	0.0	0.0	0.0	0.0	0.0	0.0	0.0
Dispositions													
Disposition													
Battery	0.0	0.0	0.0	0.0	0.0	0.0	0.0	0.0	0.0	0.0	0.0	0.0	0.0
Gas Gathering System	2,027.5	1,791.6	1,958.4	1,855.9	1,919.6	1,817.0	1,810.1	1,828.3	1,086.7	1,872.2	1,725.7	1,718.8	21,411.8
Gas Plant	0.0	0.0	0.0	0.0	0.0	0.0	0.0	0.0	0.0	0.0	0.0	0.0	0.0
Injection Facility	0.0	0.0	0.0	0.0	0.0	0.0	0.0	0.0	0.0	0.0	0.0	0.0	0.0
Meter Station	0.0	0.0	0.0	0.0	0.0	0.0	0.0	0.0	0.0	0.0	0.0	0.0	0.0
Other	0.0	0.0	0.0	0.0	0.0	0.0	0.0	0.0	0.0	0.0	0.0	0.0	0.0
Alberta Commercial	0.0	0.0	0.0	0.0	0.0	0.0	0.0	0.0	0.0	0.0	0.0	0.0	0.0
Alberta Industrial	0.0	0.0	0.0	0.0	0.0	0.0	0.0	0.0	0.0	0.0	0.0	0.0	0.0
Alberta Residential	0.0	0.0	0.0	0.0	0.0	0.0	0.0	0.0	0.0	0.0	0.0	0.0	0.0
Alberta Elec.Generation	0.0	0.0	0.0	0.0	0.0	0.0	0.0	0.0	0.0	0.0	0.0	0.0	0.0
Shrinkage													
Acid Gas	0.0	0.0	0.0	0.0	0.0	0.0	0.0	0.0	0.0	0.0	0.0	0.0	0.0
Other products	8.3	7.2	7.4	6.5	3.9	3.1	3.7	3.9	2.3	7.0	4.7	6.2	64.2
Fuel	106.2	94.9	106.1	101.6	105.1	100.8	108.8	110.8	62.6	112.2	110.8	116.6	1,236.5
Flared	0.0	0.0	0.0	0.0	0.0	0.0	0.0	0.0	0.0	0.0	0.0	0.1	0.1
Vented	0.0	0.0	0.2	0.1	0.1	0.1	0.1	0.1	0.1	0.1	0.1	0.1	1.1
Diff and Other	-20.1	-26.5	-55.5	-67.1	-72.7	-31.8	-10.1	-42.8	185.2	-110.6	-110.9	-108.2	-471.1
Process and Frac													
Pentanes Plus	40.0	35.0	35.9	31.4	18.8	15.0	17.9	18.8	11.3	34.0	22.5	30.1	310.7
Propane	0.0	0.0	0.0	0.0	0.0	0.0	0.0	0.0	0.0	0.0	0.0	0.0	0.0
Butanes	0.0	0.0	0.0	0.0	0.0	0.0	0.0	0.0	0.0	0.0	0.0	0.0	0.0
Ethane	0.0	0.0	0.0	0.0	0.0	0.0	0.0	0.0	0.0	0.0	0.0	0.0	0.0
NGL	0.0	0.0	0.0	0.0	0.0	0.0	0.0	0.0	0.0	0.0	0.0	0.0	0.0
Sulphur	0.0	0.0	0.0	0.0	0.0	0.0	0.0	0.0	0.0	0.0	0.0	0.0	0.0
Sulphur Closing Inv	0.0	0.0	0.0	0.0	0.0	0.0	0.0	0.0	0.0	0.0	0.0	0.0	0.0

Unit of Measurement: Gas and Gas equivalent products: 1000m3, Liquids: m3, Sulphur: MTS

VPR6200
Facility ID ABGS0089825

Facility Name BIGSTONE 7-29-60-23W5 GGS

Facility Licence # 31566

Facility Operator OHE9 CNRL

Production Month	201701	201702	201703	201704	201705	201706	201707	201708	201709	201710	201711	201712	Totals
Receipts													
Receipts from Alberta Facilities	2,650.9	2,464.5	2,718.1	2,630.4	2,554.5	2,217.7	2,407.3	2,442.7	2,426.8	2,391.6	2,136.6	2,201.9	29,243.0
Receipts from Non-Alberta Facilities	0.0	0.0	0.0	0.0	0.0	0.0	0.0	0.0	0.0	0.0	0.0	0.0	0.0
Dispositions													
Disposition													
Battery	0.0	0.0	0.0	0.0	0.0	0.0	0.0	0.0	0.0	0.0	0.0	0.0	0.0
Gas Gathering System	0.0	0.0	0.0	0.0	0.0	0.0	0.0	0.0	0.0	0.0	0.0	0.0	0.0
Gas Plant	2,467.2	2,303.8	2,531.1	2,463.9	2,381.5	2,057.7	2,240.2	2,270.9	2,261.4	2,228.5	1,975.0	2,042.7	27,223.9
Injection Facility	0.0	0.0	0.0	0.0	0.0	0.0	0.0	0.0	0.0	0.0	0.0	0.0	0.0
Meter Station	0.0	0.0	0.0	0.0	0.0	0.0	0.0	0.0	0.0	0.0	0.0	0.0	0.0
Other	0.0	0.0	0.0	0.0	0.0	0.0	0.0	0.0	0.0	0.0	0.0	0.0	0.0
Alberta Commercial	0.0	0.0	0.0	0.0	0.0	0.0	0.0	0.0	0.0	0.0	0.0	0.0	0.0
Alberta Industrial	0.0	0.0	0.0	0.0	0.0	0.0	0.0	0.0	0.0	0.0	0.0	0.0	0.0
Alberta Residential	0.0	0.0	0.0	0.0	0.0	0.0	0.0	0.0	0.0	0.0	0.0	0.0	0.0
Alberta Elec.Generation	0.0	0.0	0.0	0.0	0.0	0.0	0.0	0.0	0.0	0.0	0.0	0.0	0.0
Shrinkage													
Acid Gas	0.0	0.0	0.0	0.0	0.0	0.0	0.0	0.0	0.0	0.0	0.0	0.0	0.0
Other products	19.9	15.0	27.3	14.8	17.1	14.2	15.0	20.7	17.1	17.3	17.6	8.5	204.5
Fuel	148.5	131.6	144.2	136.5	140.2	130.5	135.0	134.6	132.9	136.3	133.9	140.4	1,644.6
Flared	0.0	0.0	0.0	0.0	0.0	0.0	0.0	0.0	0.0	0.0	0.0	0.0	0.0
Vented	0.1	0.4	0.5	0.5	0.5	0.6	1.8	1.3	0.7	0.4	0.6	1.4	8.8
Diff and Other	15.2	13.7	15.0	14.7	15.2	14.7	15.3	15.2	14.7	9.1	9.5	8.9	161.2
Process and Frac													
Pentanes Plus	96.4	72.6	132.0	71.7	82.9	68.7	72.7	100.3	82.7	83.5	85.3	41.0	989.8
Propane	0.0	0.0	0.0	0.0	0.0	0.0	0.0	0.0	0.0	0.0	0.0	0.0	0.0
Butanes	0.0	0.0	0.0	0.0	0.0	0.0	0.0	0.0	0.0	0.0	0.0	0.0	0.0
Ethane	0.0	0.0	0.0	0.0	0.0	0.0	0.0	0.0	0.0	0.0	0.0	0.0	0.0
NGL	0.0	0.0	0.0	0.0	0.0	0.0	0.0	0.0	0.0	0.0	0.0	0.0	0.0
Sulphur	0.0	0.0	0.0	0.0	0.0	0.0	0.0	0.0	0.0	0.0	0.0	0.0	0.0
Sulphur Closing Inv	0.0	0.0	0.0	0.0	0.0	0.0	0.0	0.0	0.0	0.0	0.0	0.0	0.0

Unit of Measurement: Gas and Gas equivalent products: 1000m3, Liquids: m3, Sulphur: MTS

VPR6200

Facility ID ABGS0089833

Facility Name Paramount Kakwa 4-22-64-04w5 GGS

Facility Licence # 32568

Facility Operator A54C 7GEN

Production Month	201701	201702	201703	201704	201705	201706	201707	201708	201709	201710	201711	201712	Totals
Receipts													
Receipts from Alberta Facilities	5,310.0	4,260.7	6,101.4	3,978.5	5,169.7	6,426.3	4,992.3	6,095.4	4,530.9	3,996.1	3,963.4	5,928.7	60,753.4
Receipts from Non-Alberta Facilities	0.0	0.0	0.0	0.0	0.0	0.0	0.0	0.0	0.0	0.0	0.0	0.0	0.0
Dispositions													
Disposition													
Battery	31.7	9.2	9.9	5.9	10.5	8.3	7.2	3.4	5.9	6.4	6.1	6.6	111.1
Gas Gathering System	5,080.4	4,029.5	6,123.3	3,805.4	4,999.6	6,060.0	5,078.6	5,742.7	3,980.2	3,620.9	3,507.6	5,522.6	57,550.8
Gas Plant	0.0	0.0	0.0	0.0	0.0	0.0	0.0	0.0	0.0	0.0	0.0	0.0	0.0
Injection Facility	0.0	0.0	0.0	0.0	0.0	0.0	0.0	0.0	0.0	0.0	0.0	0.0	0.0
Meter Station	0.0	0.0	0.0	0.0	0.0	0.0	0.0	0.0	0.0	0.0	0.0	0.0	0.0
Other	0.0	0.0	0.0	0.0	0.0	0.0	0.0	0.0	0.0	0.0	0.0	0.0	0.0
Alberta Commercial	0.0	0.0	0.0	0.0	0.0	0.0	0.0	0.0	0.0	0.0	0.0	0.0	0.0
Alberta Industrial	0.0	0.0	0.0	0.0	0.0	0.0	0.0	0.0	0.0	0.0	0.0	0.0	0.0
Alberta Residential	0.0	0.0	0.0	0.0	0.0	0.0	0.0	0.0	0.0	0.0	0.0	0.0	0.0
Alberta Elec.Generation	0.0	0.0	0.0	0.0	0.0	0.0	0.0	0.0	0.0	0.0	0.0	0.0	0.0
Shrinkage													
Acid Gas	0.0	0.0	0.0	0.0	0.0	0.0	0.0	0.0	0.0	0.0	0.0	0.0	0.0
Other products	0.0	0.0	0.0	0.0	115.6	131.3	100.1	114.3	46.6	28.0	35.1	130.1	701.1
Fuel	175.3	236.6	245.5	167.2	72.3	0.0	78.4	3.9	0.9	0.0	4.3	0.0	984.4
Flared	0.0	0.0	0.0	0.0	0.0	0.0	0.0	0.0	0.0	0.0	0.0	0.0	0.0
Vented	0.0	0.0	0.0	0.0	0.0	0.0	0.0	0.0	0.0	0.0	0.0	0.0	0.0
Diff and Other	22.6	-14.6	-277.3	0.0	-28.3	226.7	-272.0	231.1	497.3	340.8	410.3	269.4	1,406.0
Process and Frac													
Pentanes Plus	0.0	0.0	0.0	0.0	559.2	635.1	484.3	553.0	225.6	135.7	169.6	629.7	3,392.2
Propane	0.0	0.0	0.0	0.0	0.0	0.0	0.0	0.0	0.0	0.0	0.0	0.0	0.0
Butanes	0.0	0.0	0.0	0.0	0.0	0.0	0.0	0.0	0.0	0.0	0.0	0.0	0.0
Ethane	0.0	0.0	0.0	0.0	0.0	0.0	0.0	0.0	0.0	0.0	0.0	0.0	0.0
NGL	0.0	0.0	0.0	0.0	0.0	0.0	0.0	0.0	0.0	0.0	0.0	0.0	0.0
Sulphur	0.0	0.0	0.0	0.0	0.0	0.0	0.0	0.0	0.0	0.0	0.0	0.0	0.0
Sulphur Closing Inv	0.0	0.0	0.0	0.0	0.0	0.0	0.0	0.0	0.0	0.0	0.0	0.0	0.0

Unit of Measurement: Gas and Gas equivalent products: 1000m3, Liquids: m3, Sulphur: MTS

VPR6200

Facility ID ABGS0090046

Facility Name WILDHAY 4-3-57-23W5 GGS

Facility Licence # 26154

Facility Operator OHE9 CNRL

Production Month	201701	201702	201703	201704	201705	201706	201707	201708	201709	201710	201711	201712	Totals
Receipts													
Receipts from Alberta Facilities	28,448.2	25,477.3	27,751.8	26,765.1	27,196.3	25,760.5	27,025.6	26,638.7	25,388.4	25,920.3	25,014.6	25,484.3	316,871.1
Receipts from Non-Alberta Facilities	0.0	0.0	0.0	0.0	0.0	0.0	0.0	0.0	0.0	0.0	0.0	0.0	0.0
Dispositions													
Disposition													
Battery	0.0	0.0	0.0	0.0	0.0	0.0	0.0	0.0	0.0	0.0	0.0	0.0	0.0
Gas Gathering System	27,572.4	24,677.8	26,811.4	25,888.7	26,256.0	24,932.5	26,153.5	25,856.6	24,659.3	25,186.6	24,371.7	24,709.6	307,076.1
Gas Plant	0.0	0.0	0.0	0.0	0.0	0.0	0.0	0.0	0.0	0.0	0.0	0.0	0.0
Injection Facility	0.0	0.0	0.0	0.0	0.0	0.0	0.0	0.0	0.0	0.0	0.0	0.0	0.0
Meter Station	0.0	0.0	0.0	0.0	0.0	0.0	0.0	0.0	0.0	0.0	0.0	0.0	0.0
Other	4.7	4.5	3.1	1.9	1.6	0.7	0.5	0.9	0.7	0.9	5.1	5.5	30.1
Alberta Commercial	0.0	0.0	0.0	0.0	0.0	0.0	0.0	0.0	0.0	0.0	0.0	0.0	0.0
Alberta Industrial	0.0	0.0	0.0	0.0	0.0	0.0	0.0	0.0	0.0	0.0	0.0	0.0	0.0
Alberta Residential	0.0	0.0	0.0	0.0	0.0	0.0	0.0	0.0	0.0	0.0	0.0	0.0	0.0
Alberta Elec.Generation	0.0	0.0	0.0	0.0	0.0	0.0	0.0	0.0	0.0	0.0	0.0	0.0	0.0
Shrinkage													
Acid Gas	0.0	0.0	0.0	0.0	0.0	0.0	0.0	0.0	0.0	0.0	0.0	0.0	0.0
Other products	0.0	8.3	0.0	0.0	0.0	2.6	0.6	0.0	0.0	7.6	2.7	6.6	28.4
Fuel	1,290.0	1,155.3	1,221.7	1,270.6	1,265.8	1,217.8	1,250.8	1,248.3	1,052.4	1,220.2	1,035.5	910.4	14,138.8
Flared	3.4	1.5	4.0	6.7	2.3	0.6	2.2	0.6	0.2	0.2	0.2	0.9	22.8
Vented	0.6	0.7	1.2	0.6	0.9	0.4	0.6	0.4	0.0	0.1	0.0	0.1	5.6
Diff and Other	-422.9	-370.8	-289.6	-403.4	-330.3	-394.1	-382.6	-468.1	-324.2	-495.3	-400.6	-148.8	-4,430.7
Process and Frac													
Pentanes Plus	0.0	40.0	0.0	0.0	0.0	12.4	2.9	0.0	0.0	37.0	13.1	31.9	137.3
Propane	0.0	0.0	0.0	0.0	0.0	0.0	0.0	0.0	0.0	0.0	0.0	0.0	0.0
Butanes	0.0	0.0	0.0	0.0	0.0	0.0	0.0	0.0	0.0	0.0	0.0	0.0	0.0
Ethane	0.0	0.0	0.0	0.0	0.0	0.0	0.0	0.0	0.0	0.0	0.0	0.0	0.0
NGL	0.0	0.0	0.0	0.0	0.0	0.0	0.0	0.0	0.0	0.0	0.0	0.0	0.0
Sulphur	0.0	0.0	0.0	0.0	0.0	0.0	0.0	0.0	0.0	0.0	0.0	0.0	0.0
Sulphur Closing Inv	0.0	0.0	0.0	0.0	0.0	0.0	0.0	0.0	0.0	0.0	0.0	0.0	0.0

Unit of Measurement: Gas and Gas equivalent products: 1000m3, Liquids: m3, Sulphur: MTS

VPR6200

Facility ID ABGS0090118

Facility Name SAMSON GGS TO COMP AT 09-01

Facility Licence # 34557

Facility Operator OTM9 NAL

Production Month	201701	201702	201703	201704	201705	201706	201707	201708	201709	201710	201711	201712	Totals
Receipts													
Receipts from Alberta Facilities	465.8	407.6	445.8	427.5	438.6	668.2	539.9	513.7	478.3	427.2	396.8	423.8	5,633.2
Receipts from Non-Alberta Facilities	0.0	0.0	0.0	0.0	0.0	0.0	0.0	0.0	0.0	0.0	0.0	0.0	0.0
Dispositions													
Disposition													
Battery	0.0	0.0	0.0	0.0	0.0	0.0	0.0	0.0	0.0	0.0	0.0	0.0	0.0
Gas Gathering System	410.3	356.3	399.5	374.1	392.1	651.0	511.3	472.0	444.6	382.0	381.2	376.2	5,150.6
Gas Plant	0.0	0.0	0.0	0.0	0.0	0.0	0.0	0.0	0.0	0.0	0.0	0.0	0.0
Injection Facility	0.0	0.0	0.0	0.0	0.0	0.0	0.0	0.0	0.0	0.0	0.0	0.0	0.0
Meter Station	0.0	0.0	0.0	0.0	0.0	0.0	0.0	0.0	0.0	0.0	0.0	0.0	0.0
Other	0.0	0.0	0.0	0.0	0.0	0.0	0.0	0.0	0.0	0.0	0.0	0.0	0.0
Alberta Commercial	0.0	0.0	0.0	0.0	0.0	0.0	0.0	0.0	0.0	0.0	0.0	0.0	0.0
Alberta Industrial	0.0	0.0	0.0	0.0	0.0	0.0	0.0	0.0	0.0	0.0	0.0	0.0	0.0
Alberta Residential	0.0	0.0	0.0	0.0	0.0	0.0	0.0	0.0	0.0	0.0	0.0	0.0	0.0
Alberta Elec.Generation	0.0	0.0	0.0	0.0	0.0	0.0	0.0	0.0	0.0	0.0	0.0	0.0	0.0
Shrinkage													
Acid Gas	0.0	0.0	0.0	0.0	0.0	0.0	0.0	0.0	0.0	0.0	0.0	0.0	0.0
Other products	2.2	2.4	2.3	1.5	2.0	1.4	1.3	2.0	2.0	2.2	2.5	2.9	24.7
Fuel	49.6	40.7	43.3	44.5	45.2	46.2	47.0	45.6	43.8	45.5	41.4	42.4	535.2
Flared	0.0	0.0	0.0	0.0	0.0	0.0	0.0	0.0	0.0	0.0	0.0	0.0	0.0
Vented	0.0	0.0	0.0	0.0	0.0	0.0	0.0	0.0	0.0	0.0	0.0	0.0	0.0
Diff and Other	3.7	8.2	0.7	7.4	-0.7	-30.4	-19.7	-5.9	-12.1	-2.5	-28.3	2.3	-77.3
Process and Frac													
Pentanes Plus	10.6	11.7	10.9	7.1	9.5	7.0	6.5	9.9	9.7	10.8	12.2	13.8	119.7
Propane	0.0	0.0	0.0	0.0	0.0	0.0	0.0	0.0	0.0	0.0	0.0	0.0	0.0
Butanes	0.0	0.0	0.0	0.0	0.0	0.0	0.0	0.0	0.0	0.0	0.0	0.0	0.0
Ethane	0.0	0.0	0.0	0.0	0.0	0.0	0.0	0.0	0.0	0.0	0.0	0.0	0.0
NGL	0.0	0.0	0.0	0.0	0.0	0.0	0.0	0.0	0.0	0.0	0.0	0.0	0.0
Sulphur	0.0	0.0	0.0	0.0	0.0	0.0	0.0	0.0	0.0	0.0	0.0	0.0	0.0
Sulphur Closing Inv	0.0	0.0	0.0	0.0	0.0	0.0	0.0	0.0	0.0	0.0	0.0	0.0	0.0

Unit of Measurement: Gas and Gas equivalent products: 1000m3, Liquids: m3, Sulphur: MTS

VPR6200
Facility ID ABGS0090158

Facility Name NRK SUNCHILD 11-18 COMPRESSOR

Facility Licence # 9391

Facility Operator A2TG TQN

Production Month	201701	201702	201703	201704	201705	201706	201707	201708	201709	201710	201711	201712	Totals
Receipts													
Receipts from Alberta Facilities	15,241.6	14,271.3	15,150.2	14,818.8	15,701.8	13,800.8	14,354.8	15,202.9	13,940.9	14,354.8	13,019.4	13,404.2	173,261.5
Receipts from Non-Alberta Facilities	0.0	0.0	0.0	0.0	0.0	0.0	0.0	0.0	0.0	0.0	0.0	0.0	0.0
Dispositions													
Disposition													
Battery	0.0	0.0	0.0	0.0	0.0	0.0	0.0	0.0	0.0	0.0	0.0	0.0	0.0
Gas Gathering System	14,817.6	14,029.6	14,916.9	14,557.6	15,365.0	13,856.1	14,273.1	14,922.0	13,692.1	14,104.6	12,918.9	13,189.1	170,642.6
Gas Plant	0.0	0.0	0.0	0.0	0.0	0.0	0.0	0.0	0.0	0.0	0.0	0.0	0.0
Injection Facility	0.0	0.0	0.0	0.0	0.0	0.0	0.0	0.0	0.0	0.0	0.0	0.0	0.0
Meter Station	0.0	0.0	0.0	0.0	0.0	0.0	0.0	0.0	0.0	0.0	0.0	0.0	0.0
Other	0.0	0.0	0.0	0.0	0.0	0.0	0.0	0.0	0.0	0.0	0.0	0.0	0.0
Alberta Commercial	0.0	0.0	0.0	0.0	0.0	0.0	0.0	0.0	0.0	0.0	0.0	0.0	0.0
Alberta Industrial	0.0	0.0	0.0	0.0	0.0	0.0	0.0	0.0	0.0	0.0	0.0	0.0	0.0
Alberta Residential	0.0	0.0	0.0	0.0	0.0	0.0	0.0	0.0	0.0	0.0	0.0	0.0	0.0
Alberta Elec.Generation	0.0	0.0	0.0	0.0	0.0	0.0	0.0	0.0	0.0	0.0	0.0	0.0	0.0
Shrinkage													
Acid Gas	0.0	0.0	0.0	0.0	0.0	0.0	0.0	0.0	0.0	0.0	0.0	0.0	0.0
Other products	4.5	8.9	11.4	9.1	20.2	10.5	6.4	12.5	15.2	21.1	3.2	10.0	133.0
Fuel	642.5	610.9	726.9	713.9	753.6	543.7	520.2	652.1	651.9	721.4	656.4	674.5	7,868.0
Flared	0.6	2.7	2.1	1.2	2.5	2.4	0.0	0.0	0.0	1.7	1.5	0.1	14.8
Vented	0.0	0.0	0.0	0.0	0.0	0.0	0.0	0.0	0.0	0.0	0.0	0.0	0.0
Diff and Other	-223.6	-380.8	-507.1	-463.0	-439.5	-611.9	-444.9	-383.7	-418.3	-494.0	-560.6	-469.5	-5,396.9
Process and Frac													
Pentanes Plus	21.7	43.2	55.2	43.9	97.9	50.8	30.8	60.5	73.4	102.0	15.7	48.5	643.6
Propane	0.0	0.0	0.0	0.0	0.0	0.0	0.0	0.0	0.0	0.0	0.0	0.0	0.0
Butanes	0.0	0.0	0.0	0.0	0.0	0.0	0.0	0.0	0.0	0.0	0.0	0.0	0.0
Ethane	0.0	0.0	0.0	0.0	0.0	0.0	0.0	0.0	0.0	0.0	0.0	0.0	0.0
NGL	0.0	0.0	0.0	0.0	0.0	0.0	0.0	0.0	0.0	0.0	0.0	0.0	0.0
Sulphur	0.0	0.0	0.0	0.0	0.0	0.0	0.0	0.0	0.0	0.0	0.0	0.0	0.0
Sulphur Closing Inv	0.0	0.0	0.0	0.0	0.0	0.0	0.0	0.0	0.0	0.0	0.0	0.0	0.0

Unit of Measurement: Gas and Gas equivalent products: 1000m3, Liquids: m3, Sulphur: MTS

VPR6200

Facility ID ABGS0090299

Facility Name GAS GATHERING SYSTEM TO MS 1037

Facility Licence # 7348

Facility Operator A5D4 CVE

Production Month	201701	201702	201703	201704	201705	201706	201707	201708	201709	201710	201711	201712	Totals
Receipts													
Receipts from Alberta Facilities	3,315.0	3,002.8	3,403.2	3,318.3	2,945.3	3,375.1	3,513.9	3,776.9	3,631.0	3,415.9	2,966.0	3,115.8	39,779.2
Receipts from Non-Alberta Facilities	0.0	0.0	0.0	0.0	0.0	0.0	0.0	0.0	0.0	0.0	0.0	0.0	0.0
Dispositions													
Disposition													
Battery	0.0	0.0	0.0	0.0	0.0	0.0	0.0	0.0	0.0	0.0	0.0	0.0	0.0
Gas Gathering System	3,114.8	2,796.2	3,203.7	3,116.8	2,772.7	3,161.9	3,311.0	3,639.9	3,482.1	3,300.1	2,892.7	2,957.6	37,749.5
Gas Plant	0.0	0.0	0.0	0.0	0.0	0.0	0.0	0.0	0.0	0.0	0.0	0.0	0.0
Injection Facility	0.0	0.0	0.0	0.0	0.0	0.0	0.0	0.0	0.0	0.0	0.0	0.0	0.0
Meter Station	0.0	0.0	0.0	0.0	0.0	0.0	0.0	0.0	0.0	0.0	0.0	0.0	0.0
Other	0.0	0.0	0.0	0.0	0.0	0.0	0.0	0.0	0.0	0.0	0.0	0.0	0.0
Alberta Commercial	0.0	0.0	0.0	0.0	0.0	0.0	0.0	0.0	0.0	0.0	0.0	0.0	0.0
Alberta Industrial	0.0	0.0	0.0	0.0	0.0	0.0	0.0	0.0	0.0	0.0	0.0	0.0	0.0
Alberta Residential	0.0	0.0	0.0	0.0	0.0	0.0	0.0	0.0	0.0	0.0	0.0	0.0	0.0
Alberta Elec.Generation	0.0	0.0	0.0	0.0	0.0	0.0	0.0	0.0	0.0	0.0	0.0	0.0	0.0
Shrinkage													
Acid Gas	0.0	0.0	0.0	0.0	0.0	0.0	0.0	0.0	0.0	0.0	0.0	0.0	0.0
Other products	5.3	3.5	6.0	1.6	1.8	3.4	0.6	0.0	0.0	0.0	0.0	0.5	22.7
Fuel	170.9	158.9	188.3	172.2	128.4	128.3	139.5	149.7	144.0	128.7	128.6	0.0	1,637.5
Flared	0.0	0.0	0.0	2.4	11.1	1.9	21.4	0.0	0.0	0.0	0.0	0.0	36.8
Vented	0.5	0.3	0.5	0.1	0.2	0.3	0.1	0.0	0.0	0.1	0.6	0.0	2.7
Diff and Other	23.5	43.9	4.7	25.2	31.1	79.3	41.3	-12.7	4.9	-13.0	-55.9	157.7	330.0
Process and Frac													
Pentanes Plus	25.6	16.9	29.0	7.7	8.5	16.3	3.0	0.0	0.0	0.0	0.0	2.2	109.2
Propane	0.0	0.0	0.0	0.0	0.0	0.0	0.0	0.0	0.0	0.0	0.0	0.0	0.0
Butanes	0.0	0.0	0.0	0.0	0.0	0.0	0.0	0.0	0.0	0.0	0.0	0.0	0.0
Ethane	0.0	0.0	0.0	0.0	0.0	0.0	0.0	0.0	0.0	0.0	0.0	0.0	0.0
NGL	0.0	0.0	0.0	0.0	0.0	0.0	0.0	0.0	0.0	0.0	0.0	0.0	0.0
Sulphur	0.0	0.0	0.0	0.0	0.0	0.0	0.0	0.0	0.0	0.0	0.0	0.0	0.0
Sulphur Closing Inv	0.0	0.0	0.0	0.0	0.0	0.0	0.0	0.0	0.0	0.0	0.0	0.0	0.0

Unit of Measurement: Gas and Gas equivalent products: 1000m3, Liquids: m3, Sulphur: MTS

VPR6200

Facility ID ABGS0090415

Facility Name ELNORA 04-07-035-23W4

Facility Licence # 36422

Facility Operator A2TG TQN

Production Month	201701	201702	201703	201704	201705	201706	201707	201708	201709	201710	201711	201712	Totals
Receipts													
Receipts from Alberta Facilities	666.8	623.6	572.0	558.5	557.3	517.4	541.5	655.7	629.7	563.7	510.4	503.7	6,900.3
Receipts from Non-Alberta Facilities	0.0	0.0	0.0	0.0	0.0	0.0	0.0	0.0	0.0	0.0	0.0	0.0	0.0
Dispositions													
Disposition													
Battery	0.0	0.0	0.0	0.0	0.0	0.0	0.0	0.0	0.0	0.0	0.0	0.0	0.0
Gas Gathering System	0.0	0.0	0.0	0.0	0.0	0.0	0.0	0.0	0.0	0.0	0.0	0.0	0.0
Gas Plant	625.1	547.9	527.4	526.2	496.9	458.9	483.7	587.9	576.7	516.6	497.6	473.9	6,318.8
Injection Facility	0.0	0.0	0.0	0.0	0.0	0.0	0.0	0.0	0.0	0.0	0.0	0.0	0.0
Meter Station	0.0	0.0	0.0	0.0	0.0	0.0	0.0	0.0	0.0	0.0	0.0	0.0	0.0
Other	0.0	0.0	0.0	0.0	0.0	0.0	0.0	0.0	0.0	0.0	0.0	0.0	0.0
Alberta Commercial	0.0	0.0	0.0	0.0	0.0	0.0	0.0	0.0	0.0	0.0	0.0	0.0	0.0
Alberta Industrial	0.0	0.0	0.0	0.0	0.0	0.0	0.0	0.0	0.0	0.0	0.0	0.0	0.0
Alberta Residential	0.0	0.0	0.0	0.0	0.0	0.0	0.0	0.0	0.0	0.0	0.0	0.0	0.0
Alberta Elec.Generation	0.0	0.0	0.0	0.0	0.0	0.0	0.0	0.0	0.0	0.0	0.0	0.0	0.0
Shrinkage													
Acid Gas	0.0	0.0	0.0	0.0	0.0	0.0	0.0	0.0	0.0	0.0	0.0	0.0	0.0
Other products	0.4	0.7	0.8	0.4	0.6	0.5	0.5	0.6	0.4	1.0	0.0	0.7	6.6
Fuel	39.5	36.1	41.2	41.2	41.2	40.7	42.3	42.5	40.0	42.1	38.1	40.4	485.3
Flared	0.0	0.0	0.0	0.0	0.0	0.0	0.0	0.0	0.0	0.0	0.0	0.0	0.0
Vented	17.5	7.9	0.4	0.4	0.4	0.4	0.4	0.4	0.4	0.4	0.4	0.4	29.4
Diff and Other	-15.7	31.0	2.2	-9.7	18.2	16.9	14.6	24.3	12.2	3.6	-25.7	-11.7	60.2
Process and Frac													
Pentanes Plus	1.9	3.6	4.1	2.0	3.1	2.2	2.6	2.8	2.1	4.8	0.0	3.6	32.8
Propane	0.0	0.0	0.0	0.0	0.0	0.0	0.0	0.0	0.0	0.0	0.0	0.0	0.0
Butanes	0.0	0.0	0.0	0.0	0.0	0.0	0.0	0.0	0.0	0.0	0.0	0.0	0.0
Ethane	0.0	0.0	0.0	0.0	0.0	0.0	0.0	0.0	0.0	0.0	0.0	0.0	0.0
NGL	0.0	0.0	0.0	0.0	0.0	0.0	0.0	0.0	0.0	0.0	0.0	0.0	0.0
Sulphur	0.0	0.0	0.0	0.0	0.0	0.0	0.0	0.0	0.0	0.0	0.0	0.0	0.0
Sulphur Closing Inv	0.0	0.0	0.0	0.0	0.0	0.0	0.0	0.0	0.0	0.0	0.0	0.0	0.0

Unit of Measurement: Gas and Gas equivalent products: 1000m3, Liquids: m3, Sulphur: MTS

VPR6200
Facility ID ABGS0090427

Facility Name IRRICANA 10-22-027-27W4 GGS

Facility Licence # 35550

Facility Operator A1H9 EMBER

Production Month	201701	201702	201703	201704	201705	201706	201707	201708	201709	201710	201711	201712	Totals
Receipts													
Receipts from Alberta Facilities	17,028.4	15,602.7	17,550.3	16,924.9	17,142.3	16,653.9	17,092.7	17,096.5	16,534.4	16,534.4	16,046.5	15,735.5	199,942.5
Receipts from Non-Alberta Facilities	0.0	0.0	0.0	0.0	0.0	0.0	0.0	0.0	0.0	0.0	0.0	0.0	0.0
Dispositions													
Disposition													
Battery	765.3	701.5	788.1	741.8	760.1	762.2	780.7	788.2	767.3	767.3	737.2	739.9	9,099.6
Gas Gathering System	0.0	0.0	0.0	0.0	0.0	0.0	0.0	0.0	0.0	0.0	0.0	0.0	0.0
Gas Plant	0.0	0.0	0.0	0.0	0.0	0.0	0.0	0.0	0.0	0.0	0.0	0.0	0.0
Injection Facility	0.0	0.0	0.0	0.0	0.0	0.0	0.0	0.0	0.0	0.0	0.0	0.0	0.0
Meter Station	16,032.6	14,699.7	16,576.8	16,014.7	16,209.0	15,740.7	16,193.5	16,222.7	15,652.7	16,212.2	15,145.7	14,789.3	189,489.6
Other	0.0	0.0	0.0	0.0	0.0	0.0	0.0	0.0	0.0	0.0	0.0	0.0	0.0
Alberta Commercial	0.0	0.0	0.0	0.0	0.0	0.0	0.0	0.0	0.0	0.0	0.0	0.0	0.0
Alberta Industrial	0.0	0.0	0.0	0.0	0.0	0.0	0.0	0.0	0.0	0.0	0.0	0.0	0.0
Alberta Residential	0.0	0.0	0.0	0.0	0.0	0.0	0.0	0.0	0.0	0.0	0.0	0.0	0.0
Alberta Elec.Generation	0.0	0.0	0.0	0.0	0.0	0.0	0.0	0.0	0.0	0.0	0.0	0.0	0.0
Shrinkage													
Acid Gas	0.0	0.0	0.0	0.0	0.0	0.0	0.0	0.0	0.0	0.0	0.0	0.0	0.0
Other products	0.8	1.4	2.0	0.3	0.3	0.7	0.9	0.4	0.9	0.6	0.5	0.9	9.7
Fuel	0.0	0.0	0.0	0.0	0.0	0.0	0.0	0.0	0.0	0.0	0.0	0.0	0.0
Flared	0.0	0.0	0.0	0.0	0.0	0.0	0.0	0.0	0.0	0.0	0.0	0.0	0.0
Vented	0.0	0.0	0.0	0.0	0.0	0.0	0.0	0.0	0.0	0.0	0.0	0.0	0.0
Diff and Other	229.7	200.1	183.4	168.1	172.9	150.3	117.6	85.2	113.5	-445.7	163.1	205.4	1,343.6
Process and Frac													
Pentanes Plus	3.8	6.8	9.7	1.6	1.4	3.3	4.3	2.1	4.3	2.8	2.4	4.3	46.8
Propane	0.0	0.0	0.0	0.0	0.0	0.0	0.0	0.0	0.0	0.0	0.0	0.0	0.0
Butanes	0.0	0.0	0.0	0.0	0.0	0.0	0.0	0.0	0.0	0.0	0.0	0.0	0.0
Ethane	0.0	0.0	0.0	0.0	0.0	0.0	0.0	0.0	0.0	0.0	0.0	0.0	0.0
NGL	0.0	0.0	0.0	0.0	0.0	0.0	0.0	0.0	0.0	0.0	0.0	0.0	0.0
Sulphur	0.0	0.0	0.0	0.0	0.0	0.0	0.0	0.0	0.0	0.0	0.0	0.0	0.0
Sulphur Closing Inv	0.0	0.0	0.0	0.0	0.0	0.0	0.0	0.0	0.0	0.0	0.0	0.0	0.0

Unit of Measurement: Gas and Gas equivalent products: 1000m3, Liquids: m3, Sulphur: MTS

VPR6200

Facility ID ABGS0090481

Facility Name BASHAW 1-28-42-22W4

Facility Licence # 34996

Facility Operator OHE9 CNRL

Production Month	201701	201702	201703	201704	201705	201706	201707	201708	201709	201710	201711	201712	Totals
Receipts													
Receipts from Alberta Facilities	1,592.3	1,433.5	1,585.1	1,542.8	1,536.4	1,511.9	1,883.9	2,123.2	1,869.6	1,827.7	2,104.0	2,171.0	21,181.4
Receipts from Non-Alberta Facilities	0.0	0.0	0.0	0.0	0.0	0.0	0.0	0.0	0.0	0.0	0.0	0.0	0.0
Dispositions													
Disposition													
Battery	0.0	0.0	0.0	0.0	0.0	0.0	0.0	0.0	0.0	0.0	0.0	0.0	0.0
Gas Gathering System	0.0	0.0	0.0	0.0	0.0	0.0	0.0	0.0	0.0	0.0	0.0	0.0	0.0
Gas Plant	0.0	0.0	0.0	0.0	0.0	0.0	0.0	0.0	0.0	0.0	0.0	0.0	0.0
Injection Facility	0.0	0.0	0.0	0.0	0.0	0.0	0.0	0.0	0.0	0.0	0.0	0.0	0.0
Meter Station	1,394.7	1,255.6	1,395.2	1,347.8	1,345.2	1,317.3	1,571.7	1,859.7	1,596.5	1,548.4	1,782.1	1,919.1	18,333.3
Other	0.0	0.0	0.0	0.0	0.0	0.0	0.0	0.0	0.0	0.0	0.0	0.0	0.0
Alberta Commercial	0.0	0.0	0.0	0.0	0.0	0.0	0.0	0.0	0.0	0.0	0.0	0.0	0.0
Alberta Industrial	0.0	0.0	0.0	0.0	0.0	0.0	0.0	0.0	0.0	0.0	0.0	0.0	0.0
Alberta Residential	0.0	0.0	0.0	0.0	0.0	0.0	0.0	0.0	0.0	0.0	0.0	0.0	0.0
Alberta Elec.Generation	0.0	0.0	0.0	0.0	0.0	0.0	0.0	0.0	0.0	0.0	0.0	0.0	0.0
Shrinkage													
Acid Gas	0.0	0.0	0.0	0.0	0.0	0.0	0.0	0.0	0.0	0.0	0.0	0.0	0.0
Other products	2.3	1.9	2.0	2.6	3.6	3.2	2.1	3.9	10.2	11.7	11.2	12.5	67.2
Fuel	152.5	151.5	167.4	159.0	144.0	136.9	150.5	174.5	168.7	166.9	183.7	188.2	1,943.8
Flared	0.0	0.0	0.0	0.0	0.0	0.0	0.0	0.0	0.0	0.0	0.0	0.0	0.0
Vented	0.1	0.1	0.1	0.0	0.0	0.0	0.1	0.0	0.0	0.0	1.0	0.1	1.5
Diff and Other	42.7	24.4	20.4	33.4	43.6	54.5	159.5	85.1	94.2	100.7	126.0	51.1	835.6
Process and Frac													
Pentanes Plus	11.3	9.2	9.8	12.5	17.2	15.7	10.0	19.1	49.2	56.8	54.4	60.5	325.7
Propane	0.0	0.0	0.0	0.0	0.0	0.0	0.0	0.0	0.0	0.0	0.0	0.0	0.0
Butanes	0.0	0.0	0.0	0.0	0.0	0.0	0.0	0.0	0.0	0.0	0.0	0.0	0.0
Ethane	0.0	0.0	0.0	0.0	0.0	0.0	0.0	0.0	0.0	0.0	0.0	0.0	0.0
NGL	0.0	0.0	0.0	0.0	0.0	0.0	0.0	0.0	0.0	0.0	0.0	0.0	0.0
Sulphur	0.0	0.0	0.0	0.0	0.0	0.0	0.0	0.0	0.0	0.0	0.0	0.0	0.0
Sulphur Closing Inv	0.0	0.0	0.0	0.0	0.0	0.0	0.0	0.0	0.0	0.0	0.0	0.0	0.0

Unit of Measurement: Gas and Gas equivalent products: 1000m3, Liquids: m3, Sulphur: MTS

VPR6200
Facility ID ABGS0090951

Facility Name PWE POUCE COUPE 1-19 GGS

Facility Licence # 29255

Facility Operator A2TG TQN

Production Month	201701	201702	201703	201704	201705	201706	201707	201708	201709	201710	201711	201712	Totals
Receipts													
Receipts from Alberta Facilities	25,360.6	22,716.7	24,627.7	23,552.7	22,251.2	16,791.2	20,645.8	21,391.0	20,870.8	18,972.6	20,238.3	20,161.2	257,579.8
Receipts from Non-Alberta Facilities	0.0	0.0	0.0	0.0	0.0	0.0	0.0	0.0	0.0	0.0	0.0	0.0	0.0
Dispositions													
Disposition													
Battery	286.7	311.6	301.9	296.1	134.2	179.2	23.2	61.4	204.0	277.8	257.6	295.1	2,628.8
Gas Gathering System	14,492.8	12,904.7	13,815.1	13,107.0	11,796.4	15,985.6	20,124.8	20,746.0	20,300.4	18,280.9	19,487.5	19,574.0	200,615.2
Gas Plant	9,957.4	9,442.2	10,198.4	9,928.0	10,061.6	0.0	0.0	0.0	0.0	0.0	0.0	0.0	49,587.6
Injection Facility	0.0	0.0	0.0	0.0	0.0	0.0	0.0	0.0	0.0	0.0	0.0	0.0	0.0
Meter Station	0.0	0.0	0.0	0.0	0.0	0.0	0.0	0.0	0.0	0.0	0.0	0.0	0.0
Other	0.0	0.0	0.0	0.0	0.0	0.0	0.0	0.0	0.0	0.0	0.0	0.0	0.0
Alberta Commercial	0.0	0.0	0.0	0.0	0.0	0.0	0.0	0.0	0.0	0.0	0.0	0.0	0.0
Alberta Industrial	0.0	0.0	0.0	0.0	0.0	0.0	0.0	0.0	0.0	0.0	0.0	0.0	0.0
Alberta Residential	0.0	0.0	0.0	0.0	0.0	0.0	0.0	0.0	0.0	0.0	0.0	0.0	0.0
Alberta Elec.Generation	0.0	0.0	0.0	0.0	0.0	0.0	0.0	0.0	0.0	0.0	0.0	0.0	0.0
Shrinkage													
Acid Gas	0.0	0.0	0.0	0.0	0.0	0.0	0.0	0.0	0.0	0.0	0.0	0.0	0.0
Other products	139.1	138.4	135.7	121.4	111.8	89.6	88.4	96.7	147.2	114.8	113.1	136.2	1,432.4
Fuel	1,335.4	1,296.4	1,395.3	1,252.0	1,101.6	903.1	909.3	917.7	1,220.8	1,293.2	1,361.7	1,414.7	14,401.2
Flared	10.3	9.3	11.9	4.2	7.3	5.9	6.2	8.3	10.7	10.9	13.9	13.5	112.4
Vented	0.7	0.6	0.9	0.3	0.5	0.4	0.5	0.9	0.8	0.9	1.2	1.1	8.8
Diff and Other	-861.8	-1,386.5	-1,231.5	-1,156.3	-962.2	-372.6	-506.6	-440.0	-1,013.1	-1,005.9	-996.7	-1,273.4	-11,206.6
Process and Frac													
Pentanes Plus	672.9	669.7	656.4	587.4	541.2	433.3	427.9	468.1	712.3	555.7	547.3	659.0	6,931.2
Propane	0.0	0.0	0.0	0.0	0.0	0.0	0.0	0.0	0.0	0.0	0.0	0.0	0.0
Butanes	0.0	0.0	0.0	0.0	0.0	0.0	0.0	0.0	0.0	0.0	0.0	0.0	0.0
Ethane	0.0	0.0	0.0	0.0	0.0	0.0	0.0	0.0	0.0	0.0	0.0	0.0	0.0
NGL	0.0	0.0	0.0	0.0	0.0	0.0	0.0	0.0	0.0	0.0	0.0	0.0	0.0
Sulphur	0.0	0.0	0.0	0.0	0.0	0.0	0.0	0.0	0.0	0.0	0.0	0.0	0.0
Sulphur Closing Inv	0.0	0.0	0.0	0.0	0.0	0.0	0.0	0.0	0.0	0.0	0.0	0.0	0.0

Unit of Measurement: Gas and Gas equivalent products: 1000m3, Liquids: m3, Sulphur: MTS

VPR6200

Facility ID ABGS0091107

Facility Name DUNVEGAN PCOUPES 8-4-78-12 W6M

Facility Licence # 34512

Facility Operator A52E GLENOGLE

Production Month	201701	201702	201703	201704	201705	201706	201707	201708	201709	201710	201711	201712	Totals
Receipts													
Receipts from Alberta Facilities	693.3	622.7	636.9	603.7	418.8	662.7	631.6	502.3	503.9	417.6	327.6	469.0	6,490.1
Receipts from Non-Alberta Facilities	0.0	0.0	0.0	0.0	0.0	0.0	0.0	0.0	0.0	0.0	0.0	0.0	0.0
Dispositions													
Disposition													
Battery	0.0	0.0	0.0	0.0	0.0	0.0	0.0	0.0	0.0	0.0	0.0	0.0	0.0
Gas Gathering System	666.9	598.7	613.8	582.0	408.9	649.1	620.2	493.5	494.1	408.4	321.0	447.3	6,303.9
Gas Plant	0.0	0.0	0.0	0.0	0.0	0.0	0.0	0.0	0.0	0.0	0.0	0.0	0.0
Injection Facility	0.0	0.0	0.0	0.0	0.0	0.0	0.0	0.0	0.0	0.0	0.0	0.0	0.0
Meter Station	0.0	0.0	0.0	0.0	0.0	0.0	0.0	0.0	0.0	0.0	0.0	0.0	0.0
Other	0.0	0.0	0.0	0.0	0.0	0.0	0.0	0.0	0.0	0.0	0.0	0.0	0.0
Alberta Commercial	0.0	0.0	0.0	0.0	0.0	0.0	0.0	0.0	0.0	0.0	0.0	0.0	0.0
Alberta Industrial	0.0	0.0	0.0	0.0	0.0	0.0	0.0	0.0	0.0	0.0	0.0	0.0	0.0
Alberta Residential	0.0	0.0	0.0	0.0	0.0	0.0	0.0	0.0	0.0	0.0	0.0	0.0	0.0
Alberta Elec.Generation	0.0	0.0	0.0	0.0	0.0	0.0	0.0	0.0	0.0	0.0	0.0	0.0	0.0
Shrinkage													
Acid Gas	0.0	0.0	0.0	0.0	0.0	0.0	0.0	0.0	0.0	0.0	0.0	0.0	0.0
Other products	0.0	0.0	0.0	0.0	0.0	0.0	0.0	0.0	0.0	0.0	0.0	0.1	0.1
Fuel	30.0	28.0	0.0	0.0	0.0	0.0	0.0	0.0	0.0	0.0	0.0	0.0	58.0
Flared	0.0	0.0	0.0	0.0	0.0	0.0	0.0	0.0	0.0	0.0	0.0	0.0	0.0
Vented	0.0	0.0	0.0	0.0	0.0	0.0	0.0	0.0	0.0	0.0	0.0	0.0	0.0
Diff and Other	-3.6	-4.0	23.1	21.7	9.9	13.6	11.4	8.8	9.8	9.2	6.6	21.6	128.1
Process and Frac													
Pentanes Plus	0.0	0.0	0.0	0.0	0.0	0.0	0.0	0.0	0.0	0.0	0.0	0.1	0.1
Propane	0.0	0.0	0.0	0.0	0.0	0.0	0.0	0.0	0.0	0.0	0.0	0.0	0.0
Butanes	0.0	0.0	0.0	0.0	0.0	0.0	0.0	0.0	0.0	0.0	0.0	0.0	0.0
Ethane	0.0	0.0	0.0	0.0	0.0	0.0	0.0	0.0	0.0	0.0	0.0	0.0	0.0
NGL	0.0	0.0	0.0	0.0	0.0	0.0	0.0	0.0	0.0	0.0	0.0	0.9	0.9
Sulphur	0.0	0.0	0.0	0.0	0.0	0.0	0.0	0.0	0.0	0.0	0.0	0.0	0.0
Sulphur Closing Inv	0.0	0.0	0.0	0.0	0.0	0.0	0.0	0.0	0.0	0.0	0.0	0.0	0.0

Unit of Measurement: Gas and Gas equivalent products: 1000m3, Liquids: m3, Sulphur: MTS

VPR6200

Facility ID ABGS0091305

Facility Name WILLEDEN GREEN 1-33-41-6w5

Facility Licence # 36715

Facility Operator OHE9 CNRL

Production Month	201701	201702	201703	201704	201705	201706	201707	201708	201709	201710	201711	201712	Totals
Receipts													
Receipts from Alberta Facilities	2,212.1	1,918.4	2,202.5	1,997.5	2,068.5	1,905.1	2,005.8	1,901.2	1,888.9	1,972.2	1,797.7	1,782.2	23,652.1
Receipts from Non-Alberta Facilities	0.0	0.0	0.0	0.0	0.0	0.0	0.0	0.0	0.0	0.0	0.0	0.0	0.0
Dispositions													
Disposition													
Battery	0.0	0.0	0.0	0.0	0.0	0.0	0.0	0.0	0.0	0.0	0.0	0.0	0.0
Gas Gathering System	2,070.2	1,825.8	2,104.5	1,892.3	1,999.4	1,751.0	1,898.6	1,753.0	1,726.8	1,860.8	1,643.1	1,688.0	22,213.5
Gas Plant	0.0	0.0	0.0	0.0	0.0	0.0	0.0	0.0	0.0	0.0	0.0	0.0	0.0
Injection Facility	0.0	0.0	0.0	0.0	0.0	0.0	0.0	0.0	0.0	0.0	0.0	0.0	0.0
Meter Station	0.0	0.0	0.0	0.0	0.0	0.0	0.0	0.0	0.0	0.0	0.0	0.0	0.0
Other	0.0	0.0	0.0	0.0	0.0	0.0	0.0	0.0	0.0	0.0	0.0	0.0	0.0
Alberta Commercial	0.0	0.0	0.0	0.0	0.0	0.0	0.0	0.0	0.0	0.0	0.0	0.0	0.0
Alberta Industrial	0.0	0.0	0.0	0.0	0.0	0.0	0.0	0.0	0.0	0.0	0.0	0.0	0.0
Alberta Residential	0.0	0.0	0.0	0.0	0.0	0.0	0.0	0.0	0.0	0.0	0.0	0.0	0.0
Alberta Elec.Generation	0.0	0.0	0.0	0.0	0.0	0.0	0.0	0.0	0.0	0.0	0.0	0.0	0.0
Shrinkage													
Acid Gas	0.0	0.0	0.0	0.0	0.0	0.0	0.0	0.0	0.0	0.0	0.0	0.0	0.0
Other products	15.0	10.1	10.3	8.7	5.9	3.6	8.3	7.2	4.0	3.6	6.2	11.4	94.3
Fuel	109.6	101.7	108.1	101.0	105.4	101.4	105.5	99.9	107.1	109.0	99.7	103.9	1,252.3
Flared	0.0	0.0	0.0	0.0	0.0	0.0	0.0	0.0	0.0	0.0	0.0	0.0	0.0
Vented	0.0	0.0	0.0	0.0	0.0	0.0	0.0	0.0	0.0	0.0	0.1	0.0	0.1
Diff and Other	17.3	-19.2	-20.4	-4.5	-42.2	49.1	-6.6	41.1	51.0	-1.2	48.6	-21.1	91.9
Process and Frac													
Pentanes Plus	72.4	48.9	49.7	42.2	28.5	17.5	40.4	34.9	19.5	17.5	29.8	55.4	456.7
Propane	0.0	0.0	0.0	0.0	0.0	0.0	0.0	0.0	0.0	0.0	0.0	0.0	0.0
Butanes	0.0	0.0	0.0	0.0	0.0	0.0	0.0	0.0	0.0	0.0	0.0	0.0	0.0
Ethane	0.0	0.0	0.0	0.0	0.0	0.0	0.0	0.0	0.0	0.0	0.0	0.0	0.0
NGL	0.0	0.0	0.0	0.0	0.0	0.0	0.0	0.0	0.0	0.0	0.0	0.0	0.0
Sulphur	0.0	0.0	0.0	0.0	0.0	0.0	0.0	0.0	0.0	0.0	0.0	0.0	0.0
Sulphur Closing Inv	0.0	0.0	0.0	0.0	0.0	0.0	0.0	0.0	0.0	0.0	0.0	0.0	0.0

Unit of Measurement: Gas and Gas equivalent products: 1000m3, Liquids: m3, Sulphur: MTS

VPR6200

Facility ID ABGS0091369

Facility Name ANSELL 03-06 GS

Facility Licence # 36690

Facility Operator OR46 HUSKY

Production Month	201701	201702	201703	201704	201705	201706	201707	201708	201709	201710	201711	201712	Totals
Receipts													
Receipts from Alberta Facilities	32,003.2	29,373.0	28,622.2	23,298.0	32,971.1	30,249.8	32,203.9	34,187.3	26,222.0	28,692.1	29,099.1	33,620.2	360,541.9
Receipts from Non-Alberta Facilities	0.0	0.0	0.0	0.0	0.0	0.0	0.0	0.0	0.0	0.0	0.0	0.0	0.0
Dispositions													
Disposition													
Battery	0.0	0.0	0.0	0.0	0.0	0.0	0.0	0.0	0.0	0.0	0.0	0.0	0.0
Gas Gathering System	0.0	28,691.1	28,009.4	21,765.1	31,824.7	30,322.4	31,652.3	33,546.7	25,832.3	28,373.4	29,286.4	32,066.4	321,370.2
Gas Plant	31,715.8	0.0	0.0	0.0	0.0	0.0	0.0	0.0	0.0	0.0	0.0	0.0	31,715.8
Injection Facility	0.0	0.0	0.0	0.0	0.0	0.0	0.0	0.0	0.0	0.0	0.0	0.0	0.0
Meter Station	0.0	0.0	0.0	0.0	0.0	0.0	0.0	0.0	0.0	0.0	0.0	0.0	0.0
Other	0.0	0.0	0.0	0.0	0.0	0.0	0.0	0.0	0.0	0.0	0.0	0.0	0.0
Alberta Commercial	0.0	0.0	0.0	0.0	0.0	0.0	0.0	0.0	0.0	0.0	0.0	0.0	0.0
Alberta Industrial	0.0	0.0	0.0	0.0	0.0	0.0	0.0	0.0	0.0	0.0	0.0	0.0	0.0
Alberta Residential	0.0	0.0	0.0	0.0	0.0	0.0	0.0	0.0	0.0	0.0	0.0	0.0	0.0
Alberta Elec.Generation	0.0	0.0	0.0	0.0	0.0	0.0	0.0	0.0	0.0	0.0	0.0	0.0	0.0
Shrinkage													
Acid Gas	0.0	0.0	0.0	0.0	0.0	0.0	0.0	0.0	0.0	0.0	0.0	0.0	0.0
Other products	188.6	191.4	199.0	174.5	192.8	208.5	175.6	197.5	151.9	192.1	140.9	168.2	2,181.0
Fuel	840.1	771.2	819.5	746.8	830.5	788.3	860.3	870.8	758.8	829.3	882.2	901.9	9,899.7
Flared	9.7	5.4	6.6	2.6	12.2	8.3	7.4	9.4	11.5	9.8	9.3	13.6	105.8
Vented	0.0	0.0	0.0	0.0	0.0	0.0	0.0	0.0	0.0	0.0	0.0	0.0	0.0
Diff and Other	-751.0	-286.1	-412.3	609.0	110.9	-1,077.7	-491.7	-437.1	-532.5	-712.5	-1,219.7	470.1	-4,730.6
Process and Frac													
Pentanes Plus	912.7	926.1	962.8	844.3	933.0	1,009.0	849.9	955.4	734.9	929.4	681.6	814.0	10,553.1
Propane	0.0	0.0	0.0	0.0	0.0	0.0	0.0	0.0	0.0	0.0	0.0	0.0	0.0
Butanes	0.0	0.0	0.0	0.0	0.0	0.0	0.0	0.0	0.0	0.0	0.0	0.0	0.0
Ethane	0.0	0.0	0.0	0.0	0.0	0.0	0.0	0.0	0.0	0.0	0.0	0.0	0.0
NGL	0.0	0.0	0.0	0.0	0.0	0.0	0.0	0.0	0.0	0.0	0.0	0.0	0.0
Sulphur	0.0	0.0	0.0	0.0	0.0	0.0	0.0	0.0	0.0	0.0	0.0	0.0	0.0
Sulphur Closing Inv	0.0	0.0	0.0	0.0	0.0	0.0	0.0	0.0	0.0	0.0	0.0	0.0	0.0

Unit of Measurement: Gas and Gas equivalent products: 1000m3, Liquids: m3, Sulphur: MTS

VPR6200

Facility ID ABGS0091503

Facility Name FERRIER GAS GATHERING

Facility Licence # 35344

Facility Operator A5RX BEC

Production Month	201701	201702	201703	201704	201705	201706	201707	201708	201709	201710	201711	201712	Totals
Receipts													
Receipts from Alberta Facilities	4,147.3	3,927.5	4,240.1	4,417.5	3,110.9	2,555.9	6,787.8	5,731.8	6,195.8	6,494.6	5,493.9	4,376.2	57,479.3
Receipts from Non-Alberta Facilities	0.0	0.0	0.0	0.0	0.0	0.0	0.0	0.0	0.0	0.0	0.0	0.0	0.0
Dispositions													
Disposition													
Battery	0.0	0.0	0.0	0.0	0.0	0.0	0.0	0.0	0.0	0.0	0.0	0.0	0.0
Gas Gathering System	3,982.7	3,790.1	4,222.3	4,402.1	3,030.1	2,459.2	7,007.2	5,666.4	6,129.3	6,423.0	5,462.5	4,266.0	56,840.9
Gas Plant	0.0	0.0	0.0	0.0	0.0	0.0	0.0	0.0	0.0	0.0	0.0	0.0	0.0
Injection Facility	0.0	0.0	0.0	0.0	0.0	0.0	0.0	0.0	0.0	0.0	0.0	0.0	0.0
Meter Station	0.0	0.0	0.0	0.0	0.0	0.0	0.0	0.0	0.0	0.0	0.0	0.0	0.0
Other	0.0	0.0	0.0	0.0	0.0	0.0	0.0	0.0	0.0	0.0	0.0	0.0	0.0
Alberta Commercial	0.0	0.0	0.0	0.0	0.0	0.0	0.0	0.0	0.0	0.0	0.0	0.0	0.0
Alberta Industrial	0.0	0.0	0.0	0.0	0.0	0.0	0.0	0.0	0.0	0.0	0.0	0.0	0.0
Alberta Residential	0.0	0.0	0.0	0.0	0.0	0.0	0.0	0.0	0.0	0.0	0.0	0.0	0.0
Alberta Elec.Generation	0.0	0.0	0.0	0.0	0.0	0.0	0.0	0.0	0.0	0.0	0.0	0.0	0.0
Shrinkage													
Acid Gas	0.0	0.0	0.0	0.0	0.0	0.0	0.0	0.0	0.0	0.0	0.0	0.0	0.0
Other products	0.0	0.0	0.0	0.0	1.9	1.1	0.1	0.0	0.1	1.4	0.6	0.0	5.2
Fuel	0.0	0.0	179.2	189.2	120.1	27.5	47.1	132.0	178.9	211.4	197.1	142.9	1,425.4
Flared	0.0	165.7	0.0	0.0	0.0	0.0	0.0	0.0	0.0	0.0	0.0	0.0	165.7
Vented	0.0	1.7	0.9	0.9	0.9	1.7	1.7	3.4	1.7	0.0	0.0	0.0	12.9
Diff and Other	164.6	-30.0	-162.3	-174.7	-42.1	66.4	-268.3	-70.0	-114.2	-141.2	-166.3	-32.7	-970.8
Process and Frac													
Pentanes Plus	0.0	0.0	0.0	0.0	9.4	5.1	0.4	0.1	0.3	6.7	2.9	0.0	24.9
Propane	0.0	0.0	0.0	0.0	0.0	0.0	0.0	0.0	0.0	0.0	0.0	0.0	0.0
Butanes	0.0	0.0	0.0	0.0	0.0	0.0	0.0	0.0	0.0	0.0	0.0	0.0	0.0
Ethane	0.0	0.0	0.0	0.0	0.0	0.0	0.0	0.0	0.0	0.0	0.0	0.0	0.0
NGL	0.0	0.0	0.0	0.0	0.0	0.0	0.0	0.0	0.0	0.0	0.0	0.0	0.0
Sulphur	0.0	0.0	0.0	0.0	0.0	0.0	0.0	0.0	0.0	0.0	0.0	0.0	0.0
Sulphur Closing Inv	0.0	0.0	0.0	0.0	0.0	0.0	0.0	0.0	0.0	0.0	0.0	0.0	0.0

Unit of Measurement: Gas and Gas equivalent products: 1000m3, Liquids: m3, Sulphur: MTS

VPR6200

Facility ID ABGS0091546

Facility Name MUSREAU 00/07-31-062-06W6

Facility Licence # 36486

Facility Operator A5D4 CVE

Production Month	201701	201702	201703	201704	201705	201706	201707	201708	201709	201710	201711	201712	Totals
Receipts													
Receipts from Alberta Facilities	6,668.6	6,654.8	4,605.9	4,807.9	4,874.2	4,762.3	5,127.9	4,932.2	4,121.6	4,319.0	3,665.7	4,140.7	58,680.8
Receipts from Non-Alberta Facilities	0.0	0.0	0.0	0.0	0.0	0.0	0.0	0.0	0.0	0.0	0.0	0.0	0.0
Dispositions													
Disposition													
Battery	0.0	0.0	0.0	0.0	0.0	0.0	0.0	0.0	0.0	0.0	0.0	0.0	0.0
Gas Gathering System	6,531.1	6,288.8	4,493.2	4,121.2	4,310.5	4,619.0	4,950.0	4,723.0	3,919.3	4,058.0	3,544.7	4,053.7	55,612.5
Gas Plant	0.0	0.0	0.0	0.0	0.0	0.0	0.0	0.0	0.0	0.0	0.0	0.0	0.0
Injection Facility	0.0	0.0	0.0	0.0	0.0	0.0	0.0	0.0	0.0	0.0	0.0	0.0	0.0
Meter Station	0.0	0.0	0.0	0.0	0.0	0.0	0.0	0.0	0.0	0.0	0.0	0.0	0.0
Other	0.0	0.0	0.0	0.0	0.0	0.0	0.0	0.0	0.0	0.0	0.0	0.0	0.0
Alberta Commercial	0.0	0.0	0.0	0.0	0.0	0.0	0.0	0.0	0.0	0.0	0.0	0.0	0.0
Alberta Industrial	0.0	0.0	0.0	0.0	0.0	0.0	0.0	0.0	0.0	0.0	0.0	0.0	0.0
Alberta Residential	0.0	0.0	0.0	0.0	0.0	0.0	0.0	0.0	0.0	0.0	0.0	0.0	0.0
Alberta Elec.Generation	0.0	0.0	0.0	0.0	0.0	0.0	0.0	0.0	0.0	0.0	0.0	0.0	0.0
Shrinkage													
Acid Gas	0.0	0.0	0.0	0.0	0.0	0.0	0.0	0.0	0.0	0.0	0.0	0.0	0.0
Other products	7.4	5.2	1.1	0.0	0.0	0.0	0.0	2.5	5.4	0.0	5.3	0.0	26.9
Fuel	114.7	159.8	147.8	153.9	150.8	153.2	153.3	213.4	508.6	268.2	234.1	71.6	2,329.4
Flared	0.0	0.0	0.6	0.0	0.0	0.0	0.0	0.0	0.0	0.0	0.0	0.0	0.6
Vented	1.8	0.0	0.0	0.3	0.3	0.0	1.5	0.1	0.0	0.0	0.0	0.0	4.0
Diff and Other	13.6	201.0	-36.8	532.5	412.6	-9.9	23.1	-6.8	-311.7	-7.2	-118.4	15.4	707.4
Process and Frac													
Pentanes Plus	36.0	25.3	5.1	0.0	0.0	0.0	0.0	12.2	26.2	0.0	25.6	0.0	130.4
Propane	0.0	0.0	0.0	0.0	0.0	0.0	0.0	0.0	0.0	0.0	0.0	0.0	0.0
Butanes	0.0	0.0	0.0	0.0	0.0	0.0	0.0	0.0	0.0	0.0	0.0	0.0	0.0
Ethane	0.0	0.0	0.0	0.0	0.0	0.0	0.0	0.0	0.0	0.0	0.0	0.0	0.0
NGL	0.0	0.0	0.0	0.0	0.0	0.0	0.0	0.0	0.0	0.0	0.0	0.0	0.0
Sulphur	0.0	0.0	0.0	0.0	0.0	0.0	0.0	0.0	0.0	0.0	0.0	0.0	0.0
Sulphur Closing Inv	0.0	0.0	0.0	0.0	0.0	0.0	0.0	0.0	0.0	0.0	0.0	0.0	0.0

Unit of Measurement: Gas and Gas equivalent products: 1000m3, Liquids: m3, Sulphur: MTS

VPR6200
Facility ID ABGS0092066

Facility Name DUVERNAY OBED 1-21 GGS

Facility Licence # 34652

Facility Operator A573 TOURMALINE

Production Month	201701	201702	201703	201704	201705	201706	201707	201708	201709	201710	201711	201712	Totals
Receipts													
Receipts from Alberta Facilities	20,834.5	18,987.1	18,727.9	19,241.0	19,221.4	18,156.4	15,370.9	16,805.1	12,918.9	16,529.2	18,672.1	22,538.4	218,002.9
Receipts from Non-Alberta Facilities	0.0	0.0	0.0	0.0	0.0	0.0	0.0	0.0	0.0	0.0	0.0	0.0	0.0
Dispositions													
Disposition													
Battery	0.0	0.0	0.0	0.0	0.0	0.0	0.0	0.0	0.0	0.0	0.0	0.0	0.0
Gas Gathering System	21,668.2	18,073.5	17,864.0	18,433.2	18,402.1	17,424.6	14,751.6	15,919.3	12,405.9	15,898.8	3,886.8	0.0	174,728.0
Gas Plant	0.0	0.0	0.0	0.0	0.0	0.0	0.0	0.0	0.0	0.0	14,133.9	21,932.0	36,065.9
Injection Facility	0.0	0.0	0.0	0.0	0.0	0.0	0.0	0.0	0.0	0.0	0.0	0.0	0.0
Meter Station	0.0	0.0	0.0	0.0	0.0	0.0	0.0	0.0	0.0	0.0	0.0	0.0	0.0
Other	0.0	0.0	0.0	0.0	0.0	0.0	0.0	0.0	0.0	0.0	0.0	0.0	0.0
Alberta Commercial	0.0	0.0	0.0	0.0	0.0	0.0	0.0	0.0	0.0	0.0	0.0	0.0	0.0
Alberta Industrial	0.0	0.0	0.0	0.0	0.0	0.0	0.0	0.0	0.0	0.0	0.0	0.0	0.0
Alberta Residential	0.0	0.0	0.0	0.0	0.0	0.0	0.0	0.0	0.0	0.0	0.0	0.0	0.0
Alberta Elec.Generation	0.0	0.0	0.0	0.0	0.0	0.0	0.0	0.0	0.0	0.0	0.0	0.0	0.0
Shrinkage													
Acid Gas	0.0	0.0	0.0	0.0	0.0	0.0	0.0	0.0	0.0	0.0	0.0	0.0	0.0
Other products	11.1	20.2	24.6	37.6	33.5	26.1	18.0	23.2	7.5	27.4	21.4	2.5	253.1
Fuel	526.6	459.2	474.0	484.1	479.1	460.4	376.3	401.6	333.6	409.4	419.4	501.8	5,325.5
Flared	0.0	0.0	0.0	0.0	0.0	1.2	4.6	0.1	0.0	1.2	2.1	0.6	9.8
Vented	0.0	0.0	0.0	0.0	0.0	0.1	0.2	0.0	0.0	0.0	0.1	0.0	0.4
Diff and Other	-1,371.4	434.2	365.3	286.1	306.7	244.0	220.2	460.9	171.9	192.4	208.4	101.5	1,620.2
Process and Frac													
Pentanes Plus	53.6	97.5	119.0	182.0	162.0	126.4	87.2	112.4	36.5	132.5	103.5	12.0	1,224.6
Propane	0.0	0.0	0.0	0.0	0.0	0.0	0.0	0.0	0.0	0.0	0.0	0.0	0.0
Butanes	0.0	0.0	0.0	0.0	0.0	0.0	0.0	0.0	0.0	0.0	0.0	0.0	0.0
Ethane	0.0	0.0	0.0	0.0	0.0	0.0	0.0	0.0	0.0	0.0	0.0	0.0	0.0
NGL	0.0	0.0	0.0	0.0	0.0	0.0	0.0	0.0	0.0	0.0	0.0	0.0	0.0
Sulphur	0.0	0.0	0.0	0.0	0.0	0.0	0.0	0.0	0.0	0.0	0.0	0.0	0.0
Sulphur Closing Inv	0.0	0.0	0.0	0.0	0.0	0.0	0.0	0.0	0.0	0.0	0.0	0.0	0.0

Unit of Measurement: Gas and Gas equivalent products: 1000m3, Liquids: m3, Sulphur: MTS

VPR6200

Facility ID ABGS0092067

Facility Name DUVERNAY WILDHAY 11-22 GGS

Facility Licence # 30124

Facility Operator A573 TOURMALINE

Production Month	201701	201702	201703	201704	201705	201706	201707	201708	201709	201710	201711	201712	Totals
Receipts													
Receipts from Alberta Facilities	13,334.4	14,386.2	15,378.7	15,698.3	16,506.6	15,514.2	15,203.9	14,099.9	13,092.8	13,134.0	14,230.1	14,464.8	175,043.9
Receipts from Non-Alberta Facilities	0.0	0.0	0.0	0.0	0.0	0.0	0.0	0.0	0.0	0.0	0.0	0.0	0.0
Dispositions													
Disposition													
Battery	0.0	0.0	0.0	0.0	0.0	0.0	0.0	0.0	0.0	0.0	0.0	0.0	0.0
Gas Gathering System	12,900.7	14,274.5	15,387.7	15,652.3	16,513.3	15,705.1	15,262.1	14,208.8	12,784.1	12,910.9	14,028.4	14,689.9	174,317.8
Gas Plant	0.0	0.0	0.0	0.0	0.0	0.0	0.0	0.0	0.0	0.0	0.0	0.0	0.0
Injection Facility	0.0	0.0	0.0	0.0	0.0	0.0	0.0	0.0	0.0	0.0	0.0	0.0	0.0
Meter Station	0.0	0.0	0.0	0.0	0.0	0.0	0.0	0.0	0.0	0.0	0.0	0.0	0.0
Other	0.0	0.0	0.0	0.0	0.0	0.0	0.0	0.0	0.0	0.0	0.0	0.0	0.0
Alberta Commercial	0.0	0.0	0.0	0.0	0.0	0.0	0.0	0.0	0.0	0.0	0.0	0.0	0.0
Alberta Industrial	0.0	0.0	0.0	0.0	0.0	0.0	0.0	0.0	0.0	0.0	0.0	0.0	0.0
Alberta Residential	0.0	0.0	0.0	0.0	0.0	0.0	0.0	0.0	0.0	0.0	0.0	0.0	0.0
Alberta Elec.Generation	0.0	0.0	0.0	0.0	0.0	0.0	0.0	0.0	0.0	0.0	0.0	0.0	0.0
Shrinkage													
Acid Gas	0.0	0.0	0.0	0.0	0.0	0.0	0.0	0.0	0.0	0.0	0.0	0.0	0.0
Other products	46.6	104.3	160.8	89.7	106.6	114.0	108.2	0.0	0.0	0.0	3.7	0.0	733.9
Fuel	479.1	463.6	497.8	453.7	484.6	473.5	450.6	450.0	429.1	446.4	445.8	450.7	5,524.9
Flared	0.0	0.0	0.0	0.0	0.0	0.0	1.1	1.0	0.5	3.0	2.6	2.0	10.2
Vented	0.0	0.0	0.0	0.0	0.0	0.0	0.0	0.1	0.0	0.1	0.1	0.1	0.4
Diff and Other	-92.0	-456.2	-667.6	-497.4	-597.9	-778.4	-618.1	-560.0	-120.9	-226.4	-250.5	-677.9	-5,543.3
Process and Frac													
Pentanes Plus	225.4	504.5	778.0	434.0	516.0	551.5	523.6	0.0	0.0	0.0	18.0	0.0	3,551.0
Propane	0.0	0.0	0.0	0.0	0.0	0.0	0.0	0.0	0.0	0.0	0.0	0.0	0.0
Butanes	0.0	0.0	0.0	0.0	0.0	0.0	0.0	0.0	0.0	0.0	0.0	0.0	0.0
Ethane	0.0	0.0	0.0	0.0	0.0	0.0	0.0	0.0	0.0	0.0	0.0	0.0	0.0
NGL	0.0	0.0	0.0	0.0	0.0	0.0	0.0	0.0	0.0	0.0	0.0	0.0	0.0
Sulphur	0.0	0.0	0.0	0.0	0.0	0.0	0.0	0.0	0.0	0.0	0.0	0.0	0.0
Sulphur Closing Inv	0.0	0.0	0.0	0.0	0.0	0.0	0.0	0.0	0.0	0.0	0.0	0.0	0.0

Unit of Measurement: Gas and Gas equivalent products: 1000m3, Liquids: m3, Sulphur: MTS

VPR6200

Facility ID ABGS0093056

Facility Name WILLEDEN GR 10-15-44-9W5 LINE

Facility Licence # 36461

Facility Operator OBP8 OBE

Production Month	201701	201702	201703	201704	201705	201706	201707	201708	201709	201710	201711	201712	Totals
Receipts													
Receipts from Alberta Facilities	1,592.4	1,428.8	1,497.0	1,583.6	1,545.7	1,484.9	1,523.3	1,502.4	1,442.1	1,431.3	1,321.0	1,272.4	17,624.9
Receipts from Non-Alberta Facilities	0.0	0.0	0.0	0.0	0.0	0.0	0.0	0.0	0.0	0.0	0.0	0.0	0.0
Dispositions													
Disposition													
Battery	0.0	0.0	0.0	0.0	0.0	0.0	0.0	0.0	0.0	0.0	0.0	0.0	0.0
Gas Gathering System	1,503.8	1,368.3	1,422.5	1,486.8	1,499.8	1,452.3	1,499.2	1,478.2	1,406.8	1,332.2	1,276.8	0.0	15,726.7
Gas Plant	0.0	0.0	0.0	0.0	0.0	0.0	0.0	0.0	0.0	0.0	0.0	1,143.8	1,143.8
Injection Facility	0.0	0.0	0.0	0.0	0.0	0.0	0.0	0.0	0.0	0.0	0.0	0.0	0.0
Meter Station	0.0	0.0	0.0	0.0	0.0	0.0	0.0	0.0	0.0	0.0	0.0	0.0	0.0
Other	0.0	0.0	0.0	0.0	0.0	0.0	0.0	0.0	0.0	0.0	0.0	0.0	0.0
Alberta Commercial	0.0	0.0	0.0	0.0	0.0	0.0	0.0	0.0	0.0	0.0	0.0	0.0	0.0
Alberta Industrial	0.0	0.0	0.0	0.0	0.0	0.0	0.0	0.0	0.0	0.0	0.0	0.0	0.0
Alberta Residential	0.0	0.0	0.0	0.0	0.0	0.0	0.0	0.0	0.0	0.0	0.0	0.0	0.0
Alberta Elec.Generation	0.0	0.0	0.0	0.0	0.0	0.0	0.0	0.0	0.0	0.0	0.0	0.0	0.0
Shrinkage													
Acid Gas	0.0	0.0	0.0	0.0	0.0	0.0	0.0	0.0	0.0	0.0	0.0	0.0	0.0
Other products	12.4	8.9	7.6	7.9	7.4	6.9	3.5	5.7	5.6	5.8	4.0	2.7	78.4
Fuel	84.3	84.2	85.9	93.9	82.2	85.6	89.0	84.8	80.1	66.6	72.2	118.5	1,027.3
Flared	0.0	0.0	0.0	0.0	0.0	0.0	0.0	0.0	0.0	0.0	0.0	0.0	0.0
Vented	0.0	0.0	0.0	0.0	0.0	0.0	0.0	0.0	0.0	0.0	0.0	0.0	0.0
Diff and Other	-8.1	-32.6	-19.0	-5.0	-43.7	-59.9	-68.4	-66.3	-50.4	26.7	-32.0	7.4	-351.3
Process and Frac													
Pentanes Plus	60.2	43.1	36.9	38.4	35.9	33.6	17.1	27.5	27.3	27.9	19.3	13.3	380.5
Propane	0.0	0.0	0.0	0.0	0.0	0.0	0.0	0.0	0.0	0.0	0.0	0.0	0.0
Butanes	0.0	0.0	0.0	0.0	0.0	0.0	0.0	0.0	0.0	0.0	0.0	0.0	0.0
Ethane	0.0	0.0	0.0	0.0	0.0	0.0	0.0	0.0	0.0	0.0	0.0	0.0	0.0
NGL	0.0	0.0	0.0	0.0	0.0	0.0	0.0	0.0	0.0	0.0	0.0	0.0	0.0
Sulphur	0.0	0.0	0.0	0.0	0.0	0.0	0.0	0.0	0.0	0.0	0.0	0.0	0.0
Sulphur Closing Inv	0.0	0.0	0.0	0.0	0.0	0.0	0.0	0.0	0.0	0.0	0.0	0.0	0.0

Unit of Measurement: Gas and Gas equivalent products: 1000m3, Liquids: m3, Sulphur: MTS

VPR6200

Facility ID ABGS0093112

Facility Name KEYERA 4-29-45-5W5 GGS

Facility Licence # 28313

Facility Operator AOC0 KEYERA

Production Month	201701	201702	201703	201704	201705	201706	201707	201708	201709	201710	201711	201712	Totals
Receipts													
Receipts from Alberta Facilities	3,106.3	2,981.7	3,490.4	4,072.1	4,059.4	5,207.6	5,810.8	5,660.7	5,141.0	5,068.3	5,429.4	4,407.2	54,434.9
Receipts from Non-Alberta Facilities	0.0	0.0	0.0	0.0	0.0	0.0	0.0	0.0	0.0	0.0	0.0	0.0	0.0
Dispositions													
Disposition													
Battery	0.0	0.0	0.0	0.0	0.0	0.0	0.0	0.0	0.0	0.0	0.0	0.0	0.0
Gas Gathering System	2,861.6	2,782.3	3,247.0	3,873.3	3,900.9	4,950.9	5,538.3	5,374.8	4,857.0	4,839.6	5,167.3	4,169.8	51,562.8
Gas Plant	0.0	0.0	0.0	0.0	0.0	0.0	0.0	0.0	0.0	0.0	0.0	0.0	0.0
Injection Facility	0.0	0.0	0.0	0.0	0.0	0.0	0.0	0.0	0.0	0.0	0.0	0.0	0.0
Meter Station	0.0	0.0	0.0	0.0	0.0	0.0	0.0	0.0	0.0	0.0	0.0	0.0	0.0
Other	0.0	0.0	0.0	0.0	0.0	0.0	0.0	0.0	0.0	0.0	0.0	0.0	0.0
Alberta Commercial	0.0	0.0	0.0	0.0	0.0	0.0	0.0	0.0	0.0	0.0	0.0	0.0	0.0
Alberta Industrial	0.0	0.0	0.0	0.0	0.0	0.0	0.0	0.0	0.0	0.0	0.0	0.0	0.0
Alberta Residential	0.0	0.0	0.0	0.0	0.0	0.0	0.0	0.0	0.0	0.0	0.0	0.0	0.0
Alberta Elec.Generation	0.0	0.0	0.0	0.0	0.0	0.0	0.0	0.0	0.0	0.0	0.0	0.0	0.0
Shrinkage													
Acid Gas	0.0	0.0	0.0	0.0	0.0	0.0	0.0	0.0	0.0	0.0	0.0	0.0	0.0
Other products	3.2	3.2	4.2	1.9	1.6	1.1	1.8	1.9	1.8	3.3	3.6	3.7	31.3
Fuel	244.7	199.4	243.4	198.8	158.5	256.7	272.5	285.9	284.0	228.7	262.1	237.4	2,872.1
Flared	0.0	0.0	0.0	0.0	0.0	0.0	0.0	0.0	0.0	0.0	0.0	0.0	0.0
Vented	0.0	0.0	0.0	0.0	0.0	0.0	0.0	0.0	0.0	0.0	0.0	0.0	0.0
Diff and Other	-3.2	-3.2	-4.2	-1.9	-1.6	-1.1	-1.8	-1.9	-1.8	-3.3	-3.6	-3.7	-31.3
Process and Frac													
Pentanes Plus	15.3	15.3	20.3	9.2	7.7	5.3	8.7	9.1	8.5	15.8	17.5	18.1	150.8
Propane	0.0	0.0	0.0	0.0	0.0	0.0	0.0	0.0	0.0	0.0	0.0	0.0	0.0
Butanes	0.0	0.0	0.0	0.0	0.0	0.0	0.0	0.0	0.0	0.0	0.0	0.0	0.0
Ethane	0.0	0.0	0.0	0.0	0.0	0.0	0.0	0.0	0.0	0.0	0.0	0.0	0.0
NGL	0.0	0.0	0.0	0.0	0.0	0.0	0.0	0.0	0.0	0.0	0.0	0.0	0.0
Sulphur	0.0	0.0	0.0	0.0	0.0	0.0	0.0	0.0	0.0	0.0	0.0	0.0	0.0
Sulphur Closing Inv	0.0	0.0	0.0	0.0	0.0	0.0	0.0	0.0	0.0	0.0	0.0	0.0	0.0

Unit of Measurement: Gas and Gas equivalent products: 1000m3, Liquids: m3, Sulphur: MTS

VPR6200

Facility ID ABGS0093115

Facility Name KEYERA 11-16-46-6W5 GGS

Facility Licence # 28318

Facility Operator AOC0 KEYERA

Production Month	201701	201702	201703	201704	201705	201706	201707	201708	201709	201710	201711	201712	Totals
Receipts													
Receipts from Alberta Facilities	2,010.9	1,819.4	2,072.2	1,954.4	2,013.0	1,922.5	2,056.7	1,953.4	2,243.6	1,921.7	1,917.5	1,945.7	23,831.0
Receipts from Non-Alberta Facilities	0.0	0.0	0.0	0.0	0.0	0.0	0.0	0.0	0.0	0.0	0.0	0.0	0.0
Dispositions													
Disposition													
Battery	0.0	0.0	0.0	0.0	0.0	0.0	0.0	0.0	0.0	0.0	0.0	0.0	0.0
Gas Gathering System	2,007.4	1,816.5	2,045.2	1,925.8	1,995.2	1,897.6	2,033.4	1,929.3	2,234.9	1,911.9	1,909.6	1,935.9	23,642.7
Gas Plant	0.0	0.0	0.0	0.0	0.0	0.0	0.0	0.0	0.0	0.0	0.0	0.0	0.0
Injection Facility	0.0	0.0	0.0	0.0	0.0	0.0	0.0	0.0	0.0	0.0	0.0	0.0	0.0
Meter Station	0.0	0.0	0.0	0.0	0.0	0.0	0.0	0.0	0.0	0.0	0.0	0.0	0.0
Other	0.0	0.0	0.0	0.0	0.0	0.0	0.0	0.0	0.0	0.0	0.0	0.0	0.0
Alberta Commercial	0.0	0.0	0.0	0.0	0.0	0.0	0.0	0.0	0.0	0.0	0.0	0.0	0.0
Alberta Industrial	0.0	0.0	0.0	0.0	0.0	0.0	0.0	0.0	0.0	0.0	0.0	0.0	0.0
Alberta Residential	0.0	0.0	0.0	0.0	0.0	0.0	0.0	0.0	0.0	0.0	0.0	0.0	0.0
Alberta Elec.Generation	0.0	0.0	0.0	0.0	0.0	0.0	0.0	0.0	0.0	0.0	0.0	0.0	0.0
Shrinkage													
Acid Gas	0.0	0.0	0.0	0.0	0.0	0.0	0.0	0.0	0.0	0.0	0.0	0.0	0.0
Other products	0.9	1.0	1.2	1.0	0.9	10.9	0.9	0.8	0.9	1.0	0.8	1.0	21.3
Fuel	3.5	2.9	27.0	28.6	17.8	24.9	23.3	24.1	8.7	9.8	7.9	9.8	188.3
Flared	0.0	0.0	0.0	0.0	0.0	0.0	0.0	0.0	0.0	0.0	0.0	0.0	0.0
Vented	0.0	0.0	0.0	0.0	0.0	0.0	0.0	0.0	0.0	0.0	0.0	0.0	0.0
Diff and Other	-0.9	-1.0	-1.2	-1.0	-0.9	-10.9	-0.9	-0.8	-0.9	-1.0	-0.8	-1.0	-21.3
Process and Frac													
Pentanes Plus	4.5	4.9	6.0	5.0	4.4	52.8	4.5	3.8	4.4	5.0	4.1	5.0	104.4
Propane	0.0	0.0	0.0	0.0	0.0	0.0	0.0	0.0	0.0	0.0	0.0	0.0	0.0
Butanes	0.0	0.0	0.0	0.0	0.0	0.0	0.0	0.0	0.0	0.0	0.0	0.0	0.0
Ethane	0.0	0.0	0.0	0.0	0.0	0.0	0.0	0.0	0.0	0.0	0.0	0.0	0.0
NGL	0.0	0.0	0.0	0.0	0.0	0.0	0.0	0.0	0.0	0.0	0.0	0.0	0.0
Sulphur	0.0	0.0	0.0	0.0	0.0	0.0	0.0	0.0	0.0	0.0	0.0	0.0	0.0
Sulphur Closing Inv	0.0	0.0	0.0	0.0	0.0	0.0	0.0	0.0	0.0	0.0	0.0	0.0	0.0

Unit of Measurement: Gas and Gas equivalent products: 1000m3, Liquids: m3, Sulphur: MTS

VPR6200

Facility ID ABGS0093465

Facility Name EOG KEIVERS LAKE 13-27 GGS

Facility Licence # 37093

Facility Operator A1H9 EMBER

Production Month	201701	201702	201703	201704	201705	201706	201707	201708	201709	201710	201711	201712	Totals
Receipts													
Receipts from Alberta Facilities	2,935.9	2,643.0	2,988.2	2,832.2	2,850.2	2,835.7	2,928.4	2,997.1	2,898.0	3,024.0	2,900.4	2,923.7	34,756.8
Receipts from Non-Alberta Facilities	0.0	0.0	0.0	0.0	0.0	0.0	0.0	0.0	0.0	0.0	0.0	0.0	0.0
Dispositions													
Disposition													
Battery	0.0	0.0	0.0	0.0	0.0	0.0	0.0	0.0	0.0	0.0	0.0	0.0	0.0
Gas Gathering System	0.0	0.0	0.0	0.0	0.0	0.0	0.0	0.0	0.0	0.0	0.0	0.0	0.0
Gas Plant	0.0	0.0	0.0	0.0	0.0	0.0	0.0	0.0	0.0	0.0	0.0	0.0	0.0
Injection Facility	0.0	0.0	0.0	0.0	0.0	0.0	0.0	0.0	0.0	0.0	0.0	0.0	0.0
Meter Station	2,851.3	2,487.8	2,910.3	2,749.5	2,744.8	2,730.9	2,820.3	2,886.4	2,804.0	2,928.1	2,801.9	2,814.4	33,529.7
Other	0.0	0.0	0.0	0.0	0.0	0.0	0.0	0.0	0.0	0.0	0.0	0.0	0.0
Alberta Commercial	0.0	0.0	0.0	0.0	0.0	0.0	0.0	0.0	0.0	0.0	0.0	0.0	0.0
Alberta Industrial	0.0	0.0	0.0	0.0	0.0	0.0	0.0	0.0	0.0	0.0	0.0	0.0	0.0
Alberta Residential	0.0	0.0	0.0	0.0	0.0	0.0	0.0	0.0	0.0	0.0	0.0	0.0	0.0
Alberta Elec.Generation	0.0	0.0	0.0	0.0	0.0	0.0	0.0	0.0	0.0	0.0	0.0	0.0	0.0
Shrinkage													
Acid Gas	0.0	0.0	0.0	0.0	0.0	0.0	0.0	0.0	0.0	0.0	0.0	0.0	0.0
Other products	0.0	0.0	0.0	0.0	0.0	0.0	0.0	0.0	0.0	0.0	0.0	0.0	0.0
Fuel	0.0	0.0	0.0	0.0	0.0	0.0	0.0	0.0	0.0	0.0	0.0	0.0	0.0
Flared	0.0	0.0	0.0	0.0	0.0	0.0	0.0	0.0	0.0	0.0	0.0	0.0	0.0
Vented	0.0	0.0	0.0	0.0	0.0	0.0	0.0	0.0	0.0	0.0	0.0	0.0	0.0
Diff and Other	84.6	155.2	77.9	82.7	105.4	104.8	108.1	110.7	94.0	95.9	98.5	109.3	1,227.1
Process and Frac													
Pentanes Plus	0.0	0.0	0.0	0.0	0.0	0.0	0.2	0.0	0.0	0.0	0.0	0.0	0.2
Propane	0.0	0.0	0.0	0.0	0.0	0.0	0.0	0.0	0.0	0.0	0.0	0.0	0.0
Butanes	0.0	0.0	0.0	0.0	0.0	0.0	0.0	0.0	0.0	0.0	0.0	0.0	0.0
Ethane	0.0	0.0	0.0	0.0	0.0	0.0	0.0	0.0	0.0	0.0	0.0	0.0	0.0
NGL	0.0	0.0	0.0	0.0	0.0	0.0	0.0	0.0	0.0	0.0	0.0	0.0	0.0
Sulphur	0.0	0.0	0.0	0.0	0.0	0.0	0.0	0.0	0.0	0.0	0.0	0.0	0.0
Sulphur Closing Inv	0.0	0.0	0.0	0.0	0.0	0.0	0.0	0.0	0.0	0.0	0.0	0.0	0.0

Unit of Measurement: Gas and Gas equivalent products: 1000m3, Liquids: m3, Sulphur: MTS

VPR6200

Facility ID ABGS0093467

Facility Name THREE HILLS CREEK 3-30/10-26 GGS

Facility Licence # 23016

Facility Operator A1GR PINE CLIFF

Production Month	201701	201702	201703	201704	201705	201706	201707	201708	201709	201710	201711	201712	Totals
Receipts													
Receipts from Alberta Facilities	3,708.9	3,344.2	3,648.6	3,588.4	3,777.0	3,548.7	3,776.9	3,740.0	3,278.7	3,324.6	2,994.4	3,194.3	41,924.7
Receipts from Non-Alberta Facilities	0.0	0.0	0.0	0.0	0.0	0.0	0.0	0.0	0.0	0.0	0.0	0.0	0.0
Dispositions													
Disposition													
Battery	0.0	0.0	0.0	0.0	0.0	0.0	0.0	0.0	0.0	0.0	0.0	0.0	0.0
Gas Gathering System	3,499.8	3,140.7	3,424.3	3,363.4	3,548.1	3,321.7	3,544.3	3,528.9	3,090.0	3,162.8	2,881.9	3,037.5	39,543.4
Gas Plant	0.0	0.0	0.0	0.0	0.0	0.0	0.0	0.0	0.0	0.0	0.0	0.0	0.0
Injection Facility	0.0	0.0	0.0	0.0	0.0	0.0	0.0	0.0	0.0	0.0	0.0	0.0	0.0
Meter Station	0.0	0.0	0.0	0.0	0.0	0.0	0.0	0.0	0.0	0.0	0.0	0.0	0.0
Other	0.0	0.0	0.0	0.0	0.0	0.0	0.0	0.0	0.0	0.0	0.0	0.0	0.0
Alberta Commercial	0.0	0.0	0.0	0.0	0.0	0.0	0.0	0.0	0.0	0.0	0.0	0.0	0.0
Alberta Industrial	0.0	0.0	0.0	0.0	0.0	0.0	0.0	0.0	0.0	0.0	0.0	0.0	0.0
Alberta Residential	0.0	0.0	0.0	0.0	0.0	0.0	0.0	0.0	0.0	0.0	0.0	0.0	0.0
Alberta Elec.Generation	0.0	0.0	0.0	0.0	0.0	0.0	0.0	0.0	0.0	0.0	0.0	0.0	0.0
Shrinkage													
Acid Gas	0.0	0.0	0.0	0.0	0.0	0.0	0.0	0.0	0.0	0.0	0.0	0.0	0.0
Other products	6.0	5.5	6.9	6.8	7.9	7.2	5.1	6.0	6.0	8.1	4.0	1.8	71.3
Fuel	202.8	198.7	216.9	219.5	222.6	220.4	228.4	206.4	184.2	155.3	107.3	155.2	2,317.7
Flared	0.0	0.0	0.0	0.0	0.0	0.0	0.0	0.0	0.0	0.0	0.0	0.0	0.0
Vented	1.8	0.7	2.3	0.4	1.0	0.6	0.4	0.2	0.0	0.5	2.2	0.3	10.4
Diff and Other	-1.5	-1.4	-1.8	-1.7	-2.6	-1.2	-1.3	-1.5	-1.5	-2.1	-1.0	-0.5	-18.1
Process and Frac													
Pentanes Plus	28.9	26.8	33.2	33.0	38.2	34.6	24.7	28.9	29.1	39.1	19.4	8.7	344.6
Propane	0.0	0.0	0.0	0.0	0.0	0.0	0.0	0.0	0.0	0.0	0.0	0.0	0.0
Butanes	0.0	0.0	0.0	0.0	0.0	0.0	0.0	0.0	0.0	0.0	0.0	0.0	0.0
Ethane	0.0	0.0	0.0	0.0	0.0	0.0	0.0	0.0	0.0	0.0	0.0	0.0	0.0
NGL	0.0	0.0	0.0	0.0	0.0	0.0	0.0	0.0	0.0	0.0	0.0	0.0	0.0
Sulphur	0.0	0.0	0.0	0.0	0.0	0.0	0.0	0.0	0.0	0.0	0.0	0.0	0.0
Sulphur Closing Inv	0.0	0.0	0.0	0.0	0.0	0.0	0.0	0.0	0.0	0.0	0.0	0.0	0.0

Unit of Measurement: Gas and Gas equivalent products: 1000m3, Liquids: m3, Sulphur: MTS

VPR6200

Facility ID ABGS0093553

Facility Name WILSON CK 03-13-042-04 W5 GS

Facility Licence # 25760

Facility Operator A5RX BEC

Production Month	201701	201702	201703	201704	201705	201706	201707	201708	201709	201710	201711	201712	Totals
Receipts													
Receipts from Alberta Facilities	1,151.9	1,009.0	1,099.7	1,173.3	1,278.8	1,226.3	1,298.3	1,262.1	1,179.7	1,211.2	1,031.3	1,122.9	14,044.5
Receipts from Non-Alberta Facilities	0.0	0.0	0.0	0.0	0.0	0.0	0.0	0.0	0.0	0.0	0.0	0.0	0.0
Dispositions													
Disposition													
Battery	0.0	0.0	0.0	0.0	0.0	0.0	0.0	0.0	0.0	0.0	0.0	0.0	0.0
Gas Gathering System	1,119.8	977.5	1,068.7	1,142.0	1,242.5	1,194.6	1,267.4	1,229.6	1,147.9	1,180.3	1,001.1	1,092.1	13,663.5
Gas Plant	0.0	0.0	0.0	0.0	0.0	0.0	0.0	0.0	0.0	0.0	0.0	0.0	0.0
Injection Facility	0.0	0.0	0.0	0.0	0.0	0.0	0.0	0.0	0.0	0.0	0.0	0.0	0.0
Meter Station	0.0	0.0	0.0	0.0	0.0	0.0	0.0	0.0	0.0	0.0	0.0	0.0	0.0
Other	0.0	0.0	0.0	0.0	0.0	0.0	0.0	0.0	0.0	0.0	0.0	0.0	0.0
Alberta Commercial	0.0	0.0	0.0	0.0	0.0	0.0	0.0	0.0	0.0	0.0	0.0	0.0	0.0
Alberta Industrial	0.0	0.0	0.0	0.0	0.0	0.0	0.0	0.0	0.0	0.0	0.0	0.0	0.0
Alberta Residential	0.0	0.0	0.0	0.0	0.0	0.0	0.0	0.0	0.0	0.0	0.0	0.0	0.0
Alberta Elec.Generation	0.0	0.0	0.0	0.0	0.0	0.0	0.0	0.0	0.0	0.0	0.0	0.0	0.0
Shrinkage													
Acid Gas	0.0	0.0	0.0	0.0	0.0	0.0	0.0	0.0	0.0	0.0	0.0	0.0	0.0
Other products	0.9	3.0	1.3	1.5	0.2	2.2	0.1	1.6	0.0	0.0	0.1	0.0	10.9
Fuel	43.1	37.4	41.4	38.6	38.3	41.0	37.0	37.6	36.5	40.1	36.6	42.4	470.0
Flared	0.0	0.0	0.0	0.0	0.0	0.0	0.0	0.0	0.0	0.0	0.0	0.0	0.0
Vented	0.0	0.0	0.0	0.0	0.0	0.0	0.0	0.0	0.0	0.0	0.0	0.0	0.0
Diff and Other	-11.9	-8.9	-11.7	-8.8	-2.2	-11.5	-6.2	-6.7	-4.7	-9.2	-6.5	-11.6	-99.9
Process and Frac													
Pentanes Plus	4.3	14.5	6.1	7.2	1.2	10.8	0.3	7.8	0.0	0.0	0.6	0.0	52.8
Propane	0.0	0.0	0.0	0.0	0.0	0.0	0.0	0.0	0.0	0.0	0.0	0.0	0.0
Butanes	0.0	0.0	0.0	0.0	0.0	0.0	0.0	0.0	0.0	0.0	0.0	0.0	0.0
Ethane	0.0	0.0	0.0	0.0	0.0	0.0	0.0	0.0	0.0	0.0	0.0	0.0	0.0
NGL	0.0	0.0	0.0	0.0	0.0	0.0	0.0	0.0	0.0	0.0	0.0	0.0	0.0
Sulphur	0.0	0.0	0.0	0.0	0.0	0.0	0.0	0.0	0.0	0.0	0.0	0.0	0.0
Sulphur Closing Inv	0.0	0.0	0.0	0.0	0.0	0.0	0.0	0.0	0.0	0.0	0.0	0.0	0.0

Unit of Measurement: Gas and Gas equivalent products: 1000m3, Liquids: m3, Sulphur: MTS

VPR6200

Facility ID ABGS0093862

Facility Name D Energy Carrot Creek 16-28-51-14W5

Facility Licence # 37873

Facility Operator A68P

Production Month	201701	201702	201703	201704	201705	201706	201707	201708	201709	201710	201711	201712	Totals
Receipts													
Receipts from Alberta Facilities	3,649.5	3,164.9	3,831.1	3,589.0	3,470.2	3,330.0	3,826.7	3,635.5	3,225.9	3,279.0	3,047.0	2,964.2	41,013.0
Receipts from Non-Alberta Facilities	0.0	0.0	0.0	0.0	0.0	0.0	0.0	0.0	0.0	0.0	0.0	0.0	0.0
Dispositions													
Disposition													
Battery	0.0	0.0	0.0	0.0	0.0	0.0	0.0	0.0	0.0	0.0	0.0	0.0	0.0
Gas Gathering System	3,185.3	2,884.8	3,511.9	3,258.4	3,107.1	3,069.0	3,475.5	3,347.5	2,972.0	2,959.4	2,730.8	2,707.6	37,209.3
Gas Plant	0.0	0.0	0.0	0.0	0.0	0.0	0.0	0.0	0.0	0.0	0.0	0.0	0.0
Injection Facility	0.0	0.0	0.0	0.0	0.0	0.0	0.0	0.0	0.0	0.0	0.0	0.0	0.0
Meter Station	0.0	0.0	0.0	0.0	0.0	0.0	0.0	0.0	0.0	0.0	0.0	0.0	0.0
Other	0.0	0.0	0.0	0.0	0.0	0.0	0.0	0.0	0.0	0.0	0.0	0.0	0.0
Alberta Commercial	0.0	0.0	0.0	0.0	0.0	0.0	0.0	0.0	0.0	0.0	0.0	0.0	0.0
Alberta Industrial	0.0	0.0	0.0	0.0	0.0	0.0	0.0	0.0	0.0	0.0	0.0	0.0	0.0
Alberta Residential	0.0	0.0	0.0	0.0	0.0	0.0	0.0	0.0	0.0	0.0	0.0	0.0	0.0
Alberta Elec.Generation	0.0	0.0	0.0	0.0	0.0	0.0	0.0	0.0	0.0	0.0	0.0	0.0	0.0
Shrinkage													
Acid Gas	0.0	0.0	0.0	0.0	0.0	0.0	0.0	0.0	0.0	0.0	0.0	0.0	0.0
Other products	0.0	1.3	0.0	8.0	11.8	0.1	2.7	0.0	0.0	0.0	0.0	0.0	23.9
Fuel	98.8	0.0	91.0	78.0	80.0	80.8	84.8	81.2	76.7	80.1	79.3	82.0	912.7
Flared	0.0	0.0	0.0	0.0	0.0	0.0	0.0	0.0	0.0	0.0	0.0	0.0	0.0
Vented	0.0	0.0	0.0	0.0	0.0	0.0	0.0	0.0	0.0	0.0	0.0	0.0	0.0
Diff and Other	365.4	278.8	228.2	244.6	271.3	180.1	263.7	206.8	177.2	239.5	236.9	174.6	2,867.1
Process and Frac													
Pentanes Plus	0.0	6.3	0.0	38.7	57.1	0.6	12.9	0.2	0.0	0.0	0.0	0.0	115.8
Propane	0.0	0.0	0.0	0.0	0.0	0.0	0.0	0.0	0.0	0.0	0.0	0.0	0.0
Butanes	0.0	0.0	0.0	0.0	0.0	0.0	0.0	0.0	0.0	0.0	0.0	0.0	0.0
Ethane	0.0	0.0	0.0	0.0	0.0	0.0	0.0	0.0	0.0	0.0	0.0	0.0	0.0
NGL	0.0	0.0	0.0	0.0	0.0	0.0	0.0	0.0	0.0	0.0	0.0	0.0	0.0
Sulphur	0.0	0.0	0.0	0.0	0.0	0.0	0.0	0.0	0.0	0.0	0.0	0.0	0.0
Sulphur Closing Inv	0.0	0.0	0.0	0.0	0.0	0.0	0.0	0.0	0.0	0.0	0.0	0.0	0.0

Unit of Measurement: Gas and Gas equivalent products: 1000m3, Liquids: m3, Sulphur: MTS

VPR6200

Facility ID ABGS0093908

Facility Name MUNSON 01-33-029-20W4 GS

Facility Licence # 36875

Facility Operator A2TG TQN

Production Month	201701	201702	201703	201704	201705	201706	201707	201708	201709	201710	201711	201712	Totals
Receipts													
Receipts from Alberta Facilities	742.3	671.1	727.8	681.3	702.2	675.7	690.0	680.5	668.3	714.6	672.8	677.4	8,304.0
Receipts from Non-Alberta Facilities	0.0	0.0	0.0	0.0	0.0	0.0	0.0	0.0	0.0	0.0	0.0	0.0	0.0
Dispositions													
Disposition													
Battery	0.0	0.0	0.0	0.0	0.0	0.0	0.0	0.0	0.0	0.0	0.0	0.0	0.0
Gas Gathering System	0.0	0.0	0.0	0.0	0.0	0.0	0.0	0.0	0.0	0.0	0.0	0.0	0.0
Gas Plant	0.0	0.0	0.0	0.0	0.0	0.0	0.0	0.0	0.0	0.0	0.0	0.0	0.0
Injection Facility	0.0	0.0	0.0	0.0	0.0	0.0	0.0	0.0	0.0	0.0	0.0	0.0	0.0
Meter Station	678.9	613.9	664.2	623.4	639.4	616.3	631.4	621.8	608.7	657.5	616.0	614.6	7,586.1
Other	0.0	0.0	0.0	0.0	0.0	0.0	0.0	0.0	0.0	0.0	0.0	0.0	0.0
Alberta Commercial	0.0	0.0	0.0	0.0	0.0	0.0	0.0	0.0	0.0	0.0	0.0	0.0	0.0
Alberta Industrial	0.0	0.0	0.0	0.0	0.0	0.0	0.0	0.0	0.0	0.0	0.0	0.0	0.0
Alberta Residential	0.0	0.0	0.0	0.0	0.0	0.0	0.0	0.0	0.0	0.0	0.0	0.0	0.0
Alberta Elec.Generation	0.0	0.0	0.0	0.0	0.0	0.0	0.0	0.0	0.0	0.0	0.0	0.0	0.0
Shrinkage													
Acid Gas	0.0	0.0	0.0	0.0	0.0	0.0	0.0	0.0	0.0	0.0	0.0	0.0	0.0
Other products	0.0	0.0	20.3	2.2	2.1	1.5	4.5	0.1	3.7	0.0	2.0	-7.4	29.0
Fuel	63.3	57.2	63.6	57.8	62.6	59.3	58.3	58.4	55.8	56.9	54.9	56.6	704.7
Flared	0.0	0.0	0.0	0.0	0.0	0.0	0.0	0.0	0.0	0.0	0.0	0.0	0.0
Vented	0.1	0.0	0.0	0.1	0.3	0.1	0.3	0.2	0.3	0.2	0.1	0.1	1.8
Diff and Other	0.0	0.0	-20.3	-2.2	-2.2	-1.5	-4.5	0.0	-0.2	0.0	-0.2	13.5	-17.6
Process and Frac													
Pentanes Plus	0.0	0.0	0.0	0.0	0.0	0.0	0.0	0.0	0.0	0.0	0.0	0.0	0.0
Propane	0.0	0.0	0.0	0.0	0.0	0.0	0.0	0.0	0.0	0.0	0.0	0.0	0.0
Butanes	0.0	0.0	0.0	0.0	0.0	0.0	0.0	0.0	0.0	0.0	0.0	0.0	0.0
Ethane	0.0	0.0	0.0	0.0	0.0	0.0	0.0	0.0	0.0	0.0	0.0	0.0	0.0
NGL	0.0	0.0	86.2	10.1	9.4	6.6	20.0	0.4	17.1	0.0	8.8	-33.0	125.6
Sulphur	0.0	0.0	0.0	0.0	0.0	0.0	0.0	0.0	0.0	0.0	0.0	0.0	0.0
Sulphur Closing Inv	0.0	0.0	0.0	0.0	0.0	0.0	0.0	0.0	0.0	0.0	0.0	0.0	0.0

Unit of Measurement: Gas and Gas equivalent products: 1000m3, Liquids: m3, Sulphur: MTS

VPR6200

Facility ID ABGS0094247

Facility Name POUCE COUPE 1-19-77-10W6 COMP

Facility Licence # 29255

Facility Operator A1FX INSIGNIAENERGY

Production Month	201701	201702	201703	201704	201705	201706	201707	201708	201709	201710	201711	201712	Totals
Receipts													
Receipts from Alberta Facilities	5,187.7	5,109.8	5,468.0	5,030.5	3,527.2	3,759.7	3,509.4	4,340.7	4,302.2	3,507.5	3,926.5	5,808.9	53,478.1
Receipts from Non-Alberta Facilities	0.0	0.0	0.0	0.0	0.0	0.0	0.0	0.0	0.0	0.0	0.0	0.0	0.0
Dispositions													
Disposition													
Battery	0.0	0.0	0.0	0.0	0.0	0.0	0.0	0.0	0.0	0.0	0.0	0.0	0.0
Gas Gathering System	4,967.8	4,878.6	5,262.6	4,807.0	3,334.5	3,574.3	3,323.9	4,121.1	4,091.0	3,351.3	3,659.2	5,017.1	50,388.4
Gas Plant	0.0	0.0	0.0	0.0	0.0	0.0	0.0	0.0	0.0	0.0	0.0	0.0	0.0
Injection Facility	0.0	0.0	0.0	0.0	0.0	0.0	0.0	0.0	0.0	0.0	0.0	0.0	0.0
Meter Station	0.0	0.0	0.0	0.0	0.0	0.0	0.0	0.0	0.0	0.0	0.0	0.0	0.0
Other	0.0	0.0	0.0	0.0	0.0	0.0	0.0	0.0	0.0	0.0	0.0	0.0	0.0
Alberta Commercial	0.0	0.0	0.0	0.0	0.0	0.0	0.0	0.0	0.0	0.0	0.0	0.0	0.0
Alberta Industrial	0.0	0.0	0.0	0.0	0.0	0.0	0.0	0.0	0.0	0.0	0.0	0.0	0.0
Alberta Residential	0.0	0.0	0.0	0.0	0.0	0.0	0.0	0.0	0.0	0.0	0.0	0.0	0.0
Alberta Elec.Generation	0.0	0.0	0.0	0.0	0.0	0.0	0.0	0.0	0.0	0.0	0.0	0.0	0.0
Shrinkage													
Acid Gas	0.0	0.0	0.0	0.0	0.0	0.0	0.0	0.0	0.0	0.0	0.0	0.0	0.0
Other products	29.1	54.0	60.9	45.7	32.5	30.4	36.1	34.2	27.4	23.2	36.0	40.5	450.0
Fuel	0.0	179.1	192.4	199.5	176.9	176.2	188.4	203.7	188.5	199.6	199.6	0.0	1,903.9
Flared	0.0	0.0	0.0	0.0	0.0	0.0	0.0	0.0	0.0	0.0	0.0	0.0	0.0
Vented	0.0	0.0	0.0	0.0	0.0	0.0	0.0	0.0	0.0	0.0	0.0	0.0	0.0
Diff and Other	190.8	-1.9	-47.9	-21.7	-16.7	-21.2	-39.0	-18.3	-4.7	-66.6	31.7	751.3	735.8
Process and Frac													
Pentanes Plus	140.6	261.5	294.5	220.9	157.4	147.2	174.5	165.4	132.5	112.3	174.1	195.9	2,176.8
Propane	0.0	0.0	0.0	0.0	0.0	0.0	0.0	0.0	0.0	0.0	0.0	0.0	0.0
Butanes	0.0	0.0	0.0	0.0	0.0	0.0	0.0	0.0	0.0	0.0	0.0	0.0	0.0
Ethane	0.0	0.0	0.0	0.0	0.0	0.0	0.0	0.0	0.0	0.0	0.0	0.0	0.0
NGL	0.0	0.0	0.0	0.0	0.0	0.0	0.0	0.0	0.0	0.0	0.0	0.0	0.0
Sulphur	0.0	0.0	0.0	0.0	0.0	0.0	0.0	0.0	0.0	0.0	0.0	0.0	0.0
Sulphur Closing Inv	0.0	0.0	0.0	0.0	0.0	0.0	0.0	0.0	0.0	0.0	0.0	0.0	0.0

Unit of Measurement: Gas and Gas equivalent products: 1000m3, Liquids: m3, Sulphur: MTS

VPR6200

Facility ID ABGS0094507

Facility Name REDLAND 01-20-028-21W4 GGS

Facility Licence # 3817

Facility Operator 0026 ECA

Production Month	201701	201702	201703	201704	201705	201706	201707	201708	201709	201710	201711	201712	Totals
Receipts													
Receipts from Alberta Facilities	14,522.4	12,621.8	13,207.7	11,630.6	0.0	0.0	0.0	0.0	0.0	0.0	0.0	0.0	51,982.5
Receipts from Non-Alberta Facilities	0.0	0.0	0.0	0.0	0.0	0.0	0.0	0.0	0.0	0.0	0.0	0.0	0.0
Dispositions													
Disposition													
Battery	0.0	0.0	0.0	0.0	0.0	0.0	0.0	0.0	0.0	0.0	0.0	0.0	0.0
Gas Gathering System	14,021.8	12,178.0	12,774.3	11,213.5	0.0	0.0	0.0	0.0	0.0	0.0	0.0	0.0	50,187.6
Gas Plant	0.0	0.0	0.0	0.0	0.0	0.0	0.0	0.0	0.0	0.0	0.0	0.0	0.0
Injection Facility	0.0	0.0	0.0	0.0	0.0	0.0	0.0	0.0	0.0	0.0	0.0	0.0	0.0
Meter Station	0.0	0.0	0.0	0.0	0.0	0.0	0.0	0.0	0.0	0.0	0.0	0.0	0.0
Other	0.0	0.0	0.0	0.0	0.0	0.0	0.0	0.0	0.0	0.0	0.0	0.0	0.0
Alberta Commercial	0.0	0.0	0.0	0.0	0.0	0.0	0.0	0.0	0.0	0.0	0.0	0.0	0.0
Alberta Industrial	0.0	0.0	0.0	0.0	0.0	0.0	0.0	0.0	0.0	0.0	0.0	0.0	0.0
Alberta Residential	0.0	0.0	0.0	0.0	0.0	0.0	0.0	0.0	0.0	0.0	0.0	0.0	0.0
Alberta Elec.Generation	0.0	0.0	0.0	0.0	0.0	0.0	0.0	0.0	0.0	0.0	0.0	0.0	0.0
Shrinkage													
Acid Gas	0.0	0.0	0.0	0.0	0.0	0.0	0.0	0.0	0.0	0.0	0.0	0.0	0.0
Other products	5.3	4.6	5.4	2.9	0.0	0.0	0.0	0.0	0.0	0.0	0.0	0.0	18.2
Fuel	494.7	438.6	427.3	413.8	0.0	0.0	0.0	0.0	0.0	0.0	0.0	0.0	1,774.4
Flared	0.0	0.0	0.0	0.0	0.0	0.0	0.0	0.0	0.0	0.0	0.0	0.0	0.0
Vented	0.0	0.0	0.0	0.0	0.0	0.0	0.0	0.0	0.0	0.0	0.0	0.0	0.0
Diff and Other	0.6	0.6	0.7	0.4	0.0	0.0	0.0	0.0	0.0	0.0	0.0	0.0	2.3
Process and Frac													
Pentanes Plus	25.5	22.2	26.2	14.2	0.0	0.0	0.0	0.0	0.0	0.0	0.0	0.0	88.1
Propane	0.0	0.0	0.0	0.0	0.0	0.0	0.0	0.0	0.0	0.0	0.0	0.0	0.0
Butanes	0.0	0.0	0.0	0.0	0.0	0.0	0.0	0.0	0.0	0.0	0.0	0.0	0.0
Ethane	0.0	0.0	0.0	0.0	0.0	0.0	0.0	0.0	0.0	0.0	0.0	0.0	0.0
NGL	0.0	0.0	0.0	0.0	0.0	0.0	0.0	0.0	0.0	0.0	0.0	0.0	0.0
Sulphur	0.0	0.0	0.0	0.0	0.0	0.0	0.0	0.0	0.0	0.0	0.0	0.0	0.0
Sulphur Closing Inv	0.0	0.0	0.0	0.0	0.0	0.0	0.0	0.0	0.0	0.0	0.0	0.0	0.0

Unit of Measurement: Gas and Gas equivalent products: 1000m3, Liquids: m3, Sulphur: MTS

VPR6200

Facility ID ABGS0094885

Facility Name WESTEROSE 4-8 GAS GATHERING SYSTEM

Facility Licence # 25215

Facility Operator A5D4 CVE

Production Month	201701	201702	201703	201704	201705	201706	201707	201708	201709	201710	201711	201712	Totals
Receipts													
Receipts from Alberta Facilities	1,463.3	1,571.8	1,514.6	1,198.3	1,223.1	1,275.6	1,286.6	1,329.5	1,281.2	1,197.7	1,055.9	1,260.4	15,658.0
Receipts from Non-Alberta Facilities	0.0	0.0	0.0	0.0	0.0	0.0	0.0	0.0	0.0	0.0	0.0	0.0	0.0
Dispositions													
Disposition													
Battery	0.0	0.0	0.0	0.0	0.0	0.0	0.0	0.0	0.0	0.0	0.0	0.0	0.0
Gas Gathering System	1,408.1	1,461.6	1,382.9	1,137.6	1,187.0	1,219.2	1,221.5	1,285.7	1,200.8	1,178.9	996.8	1,161.1	14,841.2
Gas Plant	0.0	0.0	0.0	0.0	0.0	0.0	0.0	0.0	0.0	0.0	0.0	0.0	0.0
Injection Facility	0.0	0.0	0.0	0.0	0.0	0.0	0.0	0.0	0.0	0.0	0.0	0.0	0.0
Meter Station	0.0	0.0	0.0	0.0	0.0	0.0	0.0	0.0	0.0	0.0	0.0	0.0	0.0
Other	0.0	0.0	0.0	0.0	0.0	0.0	0.0	0.0	0.0	0.0	0.0	0.0	0.0
Alberta Commercial	0.0	0.0	0.0	0.0	0.0	0.0	0.0	0.0	0.0	0.0	0.0	0.0	0.0
Alberta Industrial	0.0	0.0	0.0	0.0	0.0	0.0	0.0	0.0	0.0	0.0	0.0	0.0	0.0
Alberta Residential	0.0	0.0	0.0	0.0	0.0	0.0	0.0	0.0	0.0	0.0	0.0	0.0	0.0
Alberta Elec.Generation	0.0	0.0	0.0	0.0	0.0	0.0	0.0	0.0	0.0	0.0	0.0	0.0	0.0
Shrinkage													
Acid Gas	0.0	0.0	0.0	0.0	0.0	0.0	0.0	0.0	0.0	0.0	0.0	0.0	0.0
Other products	4.1	5.6	1.8	1.0	2.0	3.6	0.7	0.9	2.4	3.6	1.9	2.9	30.5
Fuel	0.0	0.0	0.0	0.0	0.0	0.0	0.0	0.0	0.0	0.0	0.0	0.0	0.0
Flared	0.1	0.0	0.0	0.0	0.1	0.0	0.0	0.0	0.0	0.0	0.0	0.0	0.2
Vented	0.0	0.0	0.0	0.0	0.0	0.0	0.0	0.0	0.0	0.0	0.0	0.0	0.0
Diff and Other	51.0	104.6	129.9	59.7	34.0	52.8	64.4	42.9	78.0	15.2	57.2	96.4	786.1
Process and Frac													
Pentanes Plus	19.7	27.2	8.5	4.9	9.9	17.3	3.4	4.5	11.4	17.5	9.3	14.1	147.7
Propane	0.0	0.0	0.0	0.0	0.0	0.0	0.0	0.0	0.0	0.0	0.0	0.0	0.0
Butanes	0.0	0.0	0.0	0.0	0.0	0.0	0.0	0.0	0.0	0.0	0.0	0.0	0.0
Ethane	0.0	0.0	0.0	0.0	0.0	0.0	0.0	0.0	0.0	0.0	0.0	0.0	0.0
NGL	0.0	0.0	0.0	0.0	0.0	0.0	0.0	0.0	0.0	0.0	0.0	0.0	0.0
Sulphur	0.0	0.0	0.0	0.0	0.0	0.0	0.0	0.0	0.0	0.0	0.0	0.0	0.0
Sulphur Closing Inv	0.0	0.0	0.0	0.0	0.0	0.0	0.0	0.0	0.0	0.0	0.0	0.0	0.0

Unit of Measurement: Gas and Gas equivalent products: 1000m3, Liquids: m3, Sulphur: MTS

VPR6200

Facility ID ABGS0095091

Facility Name CPC WROSE 13-34-45-28W4 GGS

Facility Licence # 9702

Facility Operator A5D4 CVE

Production Month	201701	201702	201703	201704	201705	201706	201707	201708	201709	201710	201711	201712	Totals
Receipts													
Receipts from Alberta Facilities	1,615.4	1,562.6	2,113.2	1,934.3	2,038.6	1,875.8	1,871.7	1,809.4	1,706.3	1,751.0	1,517.8	1,678.2	21,474.3
Receipts from Non-Alberta Facilities	0.0	0.0	0.0	0.0	0.0	0.0	0.0	0.0	0.0	0.0	0.0	0.0	0.0
Dispositions													
Disposition													
Battery	0.0	0.0	0.0	0.0	0.0	0.0	0.0	0.0	0.0	0.0	0.0	0.0	0.0
Gas Gathering System	1,444.7	1,462.7	1,945.8	1,780.1	1,890.5	1,686.2	1,667.6	1,614.2	1,528.5	1,611.3	1,353.0	1,486.8	19,471.4
Gas Plant	0.0	0.0	0.0	0.0	0.0	0.0	0.0	0.0	0.0	0.0	0.0	0.0	0.0
Injection Facility	0.0	0.0	0.0	0.0	0.0	0.0	0.0	0.0	0.0	0.0	0.0	0.0	0.0
Meter Station	0.0	0.0	0.0	0.0	0.0	0.0	0.0	0.0	0.0	0.0	0.0	0.0	0.0
Other	0.0	0.0	0.0	0.0	0.0	0.0	0.0	0.0	0.0	0.0	0.0	0.0	0.0
Alberta Commercial	0.0	0.0	0.0	0.0	0.0	0.0	0.0	0.0	0.0	0.0	0.0	0.0	0.0
Alberta Industrial	0.0	0.0	0.0	0.0	0.0	0.0	0.0	0.0	0.0	0.0	0.0	0.0	0.0
Alberta Residential	0.0	0.0	0.0	0.0	0.0	0.0	0.0	0.0	0.0	0.0	0.0	0.0	0.0
Alberta Elec.Generation	0.0	0.0	0.0	0.0	0.0	0.0	0.0	0.0	0.0	0.0	0.0	0.0	0.0
Shrinkage													
Acid Gas	0.0	0.0	0.0	0.0	0.0	0.0	0.0	0.0	0.0	0.0	0.0	0.0	0.0
Other products	9.1	13.6	2.9	3.6	4.3	7.5	13.5	13.8	12.3	19.2	17.1	25.5	142.4
Fuel	88.8	71.4	52.0	47.7	32.0	37.2	38.1	38.8	41.3	0.0	22.3	20.9	490.5
Flared	0.2	0.2	0.2	3.1	0.1	0.3	0.0	0.2	2.2	0.1	0.0	0.0	6.6
Vented	0.0	0.0	0.0	0.0	0.0	0.0	0.0	0.0	0.0	0.0	0.0	0.0	0.0
Diff and Other	72.6	14.7	112.3	99.8	111.7	144.6	152.5	142.4	122.0	120.4	125.4	145.0	1,363.4
Process and Frac													
Pentanes Plus	44.2	65.7	14.0	17.4	20.6	36.3	65.3	67.0	59.5	92.9	82.5	123.6	689.0
Propane	0.0	0.0	0.0	0.0	0.0	0.0	0.0	0.0	0.0	0.0	0.0	0.0	0.0
Butanes	0.0	0.0	0.0	0.0	0.0	0.0	0.0	0.0	0.0	0.0	0.0	0.0	0.0
Ethane	0.0	0.0	0.0	0.0	0.0	0.0	0.0	0.0	0.0	0.0	0.0	0.0	0.0
NGL	0.0	0.0	0.0	0.0	0.0	0.0	0.0	0.0	0.0	0.0	0.0	0.0	0.0
Sulphur	0.0	0.0	0.0	0.0	0.0	0.0	0.0	0.0	0.0	0.0	0.0	0.0	0.0
Sulphur Closing Inv	0.0	0.0	0.0	0.0	0.0	0.0	0.0	0.0	0.0	0.0	0.0	0.0	0.0

Unit of Measurement: Gas and Gas equivalent products: 1000m3, Liquids: m3, Sulphur: MTS

VPR6200

Facility ID ABGS0095960

Facility Name Aurora 13-29-43-12 Comp Station

Facility Licence # 38447

Facility Operator ORL9 BAYTEX

Production Month	201701	201702	201703	201704	201705	201706	201707	201708	201709	201710	201711	201712	Totals
Receipts													
Receipts from Alberta Facilities	2,317.1	2,010.2	2,311.1	2,213.2	2,135.9	2,076.2	2,274.1	2,269.8	2,185.7	2,267.8	2,065.7	2,114.6	26,241.4
Receipts from Non-Alberta Facilities	0.0	0.0	0.0	0.0	0.0	0.0	0.0	0.0	0.0	0.0	0.0	0.0	0.0
Dispositions													
Disposition													
Battery	0.0	0.0	0.0	0.0	0.0	0.0	0.0	0.0	0.0	0.0	0.0	0.0	0.0
Gas Gathering System	0.0	0.0	0.0	0.0	0.0	0.0	0.0	0.0	0.0	0.0	0.0	0.0	0.0
Gas Plant	2,178.6	1,883.8	2,173.2	2,082.1	2,005.5	1,947.7	2,141.4	2,138.9	2,061.2	2,136.3	1,945.7	1,979.5	24,673.9
Injection Facility	0.0	0.0	0.0	0.0	0.0	0.0	0.0	0.0	0.0	0.0	0.0	0.0	0.0
Meter Station	0.0	0.0	0.0	0.0	0.0	0.0	0.0	0.0	0.0	0.0	0.0	0.0	0.0
Other	0.0	0.0	0.0	0.0	0.0	0.0	0.0	0.0	0.0	0.0	0.0	0.0	0.0
Alberta Commercial	0.0	0.0	0.0	0.0	0.0	0.0	0.0	0.0	0.0	0.0	0.0	0.0	0.0
Alberta Industrial	0.0	0.0	0.0	0.0	0.0	0.0	0.0	0.0	0.0	0.0	0.0	0.0	0.0
Alberta Residential	0.0	0.0	0.0	0.0	0.0	0.0	0.0	0.0	0.0	0.0	0.0	0.0	0.0
Alberta Elec.Generation	0.0	0.0	0.0	0.0	0.0	0.0	0.0	0.0	0.0	0.0	0.0	0.0	0.0
Shrinkage													
Acid Gas	0.0	0.0	0.0	0.0	0.0	0.0	0.0	0.0	0.0	0.0	0.0	0.0	0.0
Other products	2.2	1.8	1.7	0.3	0.5	0.0	0.0	0.3	2.2	1.8	1.8	3.8	16.4
Fuel	136.5	120.5	135.1	129.2	128.2	126.5	130.8	129.0	122.1	129.4	118.0	132.8	1,538.1
Flared	1.9	2.7	2.7	1.8	2.1	1.9	1.8	1.8	2.3	2.0	1.9	2.2	25.1
Vented	0.1	3.2	0.1	0.1	0.1	0.1	0.1	0.1	0.1	0.1	0.1	0.1	4.3
Diff and Other	-2.2	-1.8	-1.7	-0.3	-0.5	0.0	0.0	-0.3	-2.2	-1.8	-1.8	-3.8	-16.4
Process and Frac													
Pentanes Plus	10.6	8.8	8.2	1.3	2.2	0.0	0.0	1.3	10.5	8.8	8.7	18.6	79.0
Propane	0.0	0.0	0.0	0.0	0.0	0.0	0.0	0.0	0.0	0.0	0.0	0.0	0.0
Butanes	0.0	0.0	0.0	0.0	0.0	0.0	0.0	0.0	0.0	0.0	0.0	0.0	0.0
Ethane	0.0	0.0	0.0	0.0	0.0	0.0	0.0	0.0	0.0	0.0	0.0	0.0	0.0
NGL	0.0	0.0	0.0	0.0	0.0	0.0	0.0	0.0	0.0	0.0	0.0	0.0	0.0
Sulphur	0.0	0.0	0.0	0.0	0.0	0.0	0.0	0.0	0.0	0.0	0.0	0.0	0.0
Sulphur Closing Inv	0.0	0.0	0.0	0.0	0.0	0.0	0.0	0.0	0.0	0.0	0.0	0.0	0.0

Unit of Measurement: Gas and Gas equivalent products: 1000m3, Liquids: m3, Sulphur: MTS

VPR6200

Facility ID ABGS0096118

Facility Name Orlen Strachan 11-26-037-07W5 GGS

Facility Licence # 38930

Facility Operator A2DE OUC

Production Month	201701	201702	201703	201704	201705	201706	201707	201708	201709	201710	201711	201712	Totals
Receipts													
Receipts from Alberta Facilities	766.1	688.6	757.9	746.6	762.9	718.2	708.1	715.7	741.7	771.6	694.6	706.5	8,778.5
Receipts from Non-Alberta Facilities	0.0	0.0	0.0	0.0	0.0	0.0	0.0	0.0	0.0	0.0	0.0	0.0	0.0
Dispositions													
Disposition													
Battery	1.0	0.9	1.0	1.0	0.6	0.6	0.0	0.0	0.0	0.0	0.0	0.0	5.1
Gas Gathering System	719.9	652.3	715.5	709.7	719.0	647.9	669.7	674.4	707.7	725.4	659.4	684.7	8,285.6
Gas Plant	0.0	0.0	0.0	0.0	0.0	0.0	0.0	0.0	0.0	0.0	0.0	0.0	0.0
Injection Facility	0.0	0.0	0.0	0.0	0.0	0.0	0.0	0.0	0.0	0.0	0.0	0.0	0.0
Meter Station	0.0	0.0	0.0	0.0	0.0	0.0	0.0	0.0	0.0	0.0	0.0	0.0	0.0
Other	0.0	0.0	0.0	0.0	0.0	0.0	0.0	0.0	0.0	0.0	0.0	0.0	0.0
Alberta Commercial	0.0	0.0	0.0	0.0	0.0	0.0	0.0	0.0	0.0	0.0	0.0	0.0	0.0
Alberta Industrial	0.0	0.0	0.0	0.0	0.0	0.0	0.0	0.0	0.0	0.0	0.0	0.0	0.0
Alberta Residential	0.0	0.0	0.0	0.0	0.0	0.0	0.0	0.0	0.0	0.0	0.0	0.0	0.0
Alberta Elec.Generation	0.0	0.0	0.0	0.0	0.0	0.0	0.0	0.0	0.0	0.0	0.0	0.0	0.0
Shrinkage													
Acid Gas	0.0	0.0	0.0	0.0	0.0	0.0	0.0	0.0	0.0	0.0	0.0	0.0	0.0
Other products	0.0	0.0	0.0	0.0	0.0	0.0	0.0	1.4	0.0	0.0	0.0	5.5	6.9
Fuel	43.8	36.3	37.4	38.1	41.3	39.4	40.4	36.3	36.3	41.2	40.3	42.3	473.1
Flared	0.1	0.3	0.0	0.0	0.1	0.4	0.0	0.4	0.0	0.0	0.0	0.1	1.4
Vented	0.4	0.4	0.0	0.4	0.4	0.4	0.4	0.0	0.0	0.0	0.2	0.0	2.6
Diff and Other	0.9	-1.6	4.0	-2.6	1.5	29.5	-2.4	3.2	-2.3	5.0	-5.3	-26.1	3.8
Process and Frac													
Pentanes Plus	0.0	0.0	0.0	0.0	0.0	0.0	0.0	6.9	0.0	0.0	0.0	26.7	33.6
Propane	0.0	0.0	0.0	0.0	0.0	0.0	0.0	0.0	0.0	0.0	0.0	0.0	0.0
Butanes	0.0	0.0	0.0	0.0	0.0	0.0	0.0	0.0	0.0	0.0	0.0	0.0	0.0
Ethane	0.0	0.0	0.0	0.0	0.0	0.0	0.0	0.0	0.0	0.0	0.0	0.0	0.0
NGL	0.0	0.0	0.0	0.0	0.0	0.0	0.0	0.0	0.0	0.0	0.0	0.0	0.0
Sulphur	0.0	0.0	0.0	0.0	0.0	0.0	0.0	0.0	0.0	0.0	0.0	0.0	0.0
Sulphur Closing Inv	0.0	0.0	0.0	0.0	0.0	0.0	0.0	0.0	0.0	0.0	0.0	0.0	0.0

Unit of Measurement: Gas and Gas equivalent products: 1000m3, Liquids: m3, Sulphur: MTS

VPR6200

Facility ID ABGS0096264

Facility Name TEMPLE SIMONETTE 9-6-63-25 GGS

Facility Licence # 38572

Facility Operator A1ME CEQUENCE

Production Month	201701	201702	201703	201704	201705	201706	201707	201708	201709	201710	201711	201712	Totals
Receipts													
Receipts from Alberta Facilities	2,623.4	2,361.8	2,585.3	1,331.2	1,788.0	1,936.9	2,038.2	1,483.2	1,501.3	1,719.0	1,921.7	1,956.1	23,246.1
Receipts from Non-Alberta Facilities	0.0	0.0	0.0	0.0	0.0	0.0	0.0	0.0	0.0	0.0	0.0	0.0	0.0
Dispositions													
Disposition													
Battery	0.0	0.0	0.0	0.0	0.0	0.0	0.0	0.0	0.0	0.0	0.0	0.0	0.0
Gas Gathering System	0.0	0.0	0.0	0.0	0.0	0.0	0.0	1,449.5	1,476.3	1,693.0	1,900.5	1,921.7	8,441.0
Gas Plant	2,601.9	2,338.6	2,568.0	1,293.0	1,772.4	1,969.5	2,064.7	0.0	0.0	0.0	0.0	0.0	14,608.1
Injection Facility	0.0	0.0	0.0	0.0	0.0	0.0	0.0	0.0	0.0	0.0	0.0	0.0	0.0
Meter Station	0.0	0.0	0.0	0.0	0.0	0.0	0.0	0.0	0.0	0.0	0.0	0.0	0.0
Other	0.0	0.0	0.0	0.0	0.0	0.0	0.0	0.0	0.0	0.0	0.0	0.0	0.0
Alberta Commercial	0.0	0.0	0.0	0.0	0.0	0.0	0.0	0.0	0.0	0.0	0.0	0.0	0.0
Alberta Industrial	0.0	0.0	0.0	0.0	0.0	0.0	0.0	0.0	0.0	0.0	0.0	0.0	0.0
Alberta Residential	0.0	0.0	0.0	0.0	0.0	0.0	0.0	0.0	0.0	0.0	0.0	0.0	0.0
Alberta Elec.Generation	0.0	0.0	0.0	0.0	0.0	0.0	0.0	0.0	0.0	0.0	0.0	0.0	0.0
Shrinkage													
Acid Gas	0.0	0.0	0.0	0.0	0.0	0.0	0.0	0.0	0.0	0.0	0.0	0.0	0.0
Other products	0.0	0.1	2.1	3.8	3.3	2.4	0.0	0.0	0.0	0.0	0.0	0.2	11.9
Fuel	50.3	46.7	53.2	43.1	46.3	49.0	51.3	33.7	25.0	26.0	21.2	34.4	480.2
Flared	0.0	0.0	0.0	0.0	0.0	0.0	0.0	0.0	0.0	0.0	0.0	0.0	0.0
Vented	0.0	0.0	0.0	0.0	0.0	0.0	0.0	0.0	0.0	0.0	0.0	0.0	0.0
Diff and Other	-28.8	-23.6	-38.0	-8.7	-34.0	-84.0	-77.8	0.0	0.0	0.0	0.0	-0.2	-295.1
Process and Frac													
Pentanes Plus	0.0	0.7	10.1	18.2	15.8	11.7	0.0	0.0	0.0	0.0	0.0	1.2	57.7
Propane	0.0	0.0	0.0	0.0	0.0	0.0	0.0	0.0	0.0	0.0	0.0	0.0	0.0
Butanes	0.0	0.0	0.0	0.0	0.0	0.0	0.0	0.0	0.0	0.0	0.0	0.0	0.0
Ethane	0.0	0.0	0.0	0.0	0.0	0.0	0.0	0.0	0.0	0.0	0.0	0.0	0.0
NGL	0.0	0.0	0.0	0.0	0.0	0.0	0.0	0.0	0.0	0.0	0.0	0.0	0.0
Sulphur	0.0	0.0	0.0	0.0	0.0	0.0	0.0	0.0	0.0	0.0	0.0	0.0	0.0
Sulphur Closing Inv	0.0	0.0	0.0	0.0	0.0	0.0	0.0	0.0	0.0	0.0	0.0	0.0	0.0

Unit of Measurement: Gas and Gas equivalent products: 1000m3, Liquids: m3, Sulphur: MTS

VPR6200

Facility ID ABGS0096368

Facility Name PINE CREEK 13-9-55-18W5 GS

Facility Licence # 38699

Facility Operator A517 LONG RUN

Production Month	201701	201702	201703	201704	201705	201706	201707	201708	201709	201710	201711	201712	Totals
Receipts													
Receipts from Alberta Facilities	3,348.1	2,987.3	3,263.5	3,173.7	3,253.5	3,109.4	3,477.4	3,319.5	3,102.6	3,174.7	2,996.1	3,033.9	38,239.7
Receipts from Non-Alberta Facilities	0.0	0.0	0.0	0.0	0.0	0.0	0.0	0.0	0.0	0.0	0.0	0.0	0.0
Dispositions													
Disposition													
Battery	0.0	0.0	0.0	0.0	0.0	0.0	0.0	0.0	0.0	0.0	0.0	0.0	0.0
Gas Gathering System	3,151.9	2,832.1	3,130.7	3,025.1	3,108.3	2,940.9	3,191.7	2,970.4	2,926.0	3,023.8	2,788.1	2,809.2	35,898.2
Gas Plant	0.0	0.0	0.0	0.0	0.0	0.0	0.0	0.0	0.0	0.0	0.0	0.0	0.0
Injection Facility	0.0	0.0	0.0	0.0	0.0	0.0	0.0	0.0	0.0	0.0	0.0	0.0	0.0
Meter Station	0.0	0.0	0.0	0.0	0.0	0.0	0.0	0.0	0.0	0.0	0.0	0.0	0.0
Other	0.0	0.0	0.0	0.0	0.0	0.0	0.0	0.0	0.0	0.0	0.0	0.0	0.0
Alberta Commercial	0.0	0.0	0.0	0.0	0.0	0.0	0.0	0.0	0.0	0.0	0.0	0.0	0.0
Alberta Industrial	0.0	0.0	0.0	0.0	0.0	0.0	0.0	0.0	0.0	0.0	0.0	0.0	0.0
Alberta Residential	0.0	0.0	0.0	0.0	0.0	0.0	0.0	0.0	0.0	0.0	0.0	0.0	0.0
Alberta Elec.Generation	0.0	0.0	0.0	0.0	0.0	0.0	0.0	0.0	0.0	0.0	0.0	0.0	0.0
Shrinkage													
Acid Gas	0.0	0.0	0.0	0.0	0.0	0.0	0.0	0.0	0.0	0.0	0.0	0.0	0.0
Other products	0.0	0.0	2.8	0.0	0.0	1.5	0.0	0.0	0.0	0.0	3.5	3.1	10.9
Fuel	106.8	104.4	117.2	104.8	104.2	92.9	106.3	104.5	99.8	107.8	100.5	101.3	1,250.5
Flared	0.0	0.0	0.0	0.0	0.0	0.0	0.0	0.0	0.0	0.0	0.0	0.0	0.0
Vented	0.0	0.0	0.0	0.0	0.0	0.0	0.0	0.0	0.0	0.0	0.0	0.0	0.0
Diff and Other	89.4	50.8	12.8	43.8	41.0	74.1	179.4	244.6	76.8	43.1	104.0	120.3	1,080.1
Process and Frac													
Pentanes Plus	0.0	0.0	13.4	0.0	0.0	7.3	0.0	0.0	0.0	0.0	17.0	15.1	52.8
Propane	0.0	0.0	0.0	0.0	0.0	0.0	0.0	0.0	0.0	0.0	0.0	0.0	0.0
Butanes	0.0	0.0	0.0	0.0	0.0	0.0	0.0	0.0	0.0	0.0	0.0	0.0	0.0
Ethane	0.0	0.0	0.0	0.0	0.0	0.0	0.0	0.0	0.0	0.0	0.0	0.0	0.0
NGL	0.0	0.0	0.0	0.0	0.0	0.0	0.0	0.0	0.0	0.0	0.0	0.0	0.0
Sulphur	0.0	0.0	0.0	0.0	0.0	0.0	0.0	0.0	0.0	0.0	0.0	0.0	0.0
Sulphur Closing Inv	0.0	0.0	0.0	0.0	0.0	0.0	0.0	0.0	0.0	0.0	0.0	0.0	0.0

Unit of Measurement: Gas and Gas equivalent products: 1000m3, Liquids: m3, Sulphur: MTS

VPR6200

Facility ID ABGS0096768

Facility Name CULP 16-2-79-24w5

Facility Licence # 16370

Facility Operator OHE9 CNRL

Production Month	201701	201702	201703	201704	201705	201706	201707	201708	201709	201710	201711	201712	Totals
Receipts													
Receipts from Alberta Facilities	422.0	378.8	271.5	216.9	221.4	126.8	14.0	0.0	89.2	237.2	202.3	207.6	2,387.7
Receipts from Non-Alberta Facilities	0.0	0.0	0.0	0.0	0.0	0.0	0.0	0.0	0.0	0.0	0.0	0.0	0.0
Dispositions													
Disposition													
Battery	7.3	4.9	4.9	2.5	3.7	3.3	0.0	0.0	0.0	0.0	0.0	0.0	26.6
Gas Gathering System	380.1	344.0	236.2	181.2	185.8	88.1	0.0	0.0	77.0	228.5	193.6	191.7	2,106.2
Gas Plant	0.0	0.0	0.0	0.0	0.0	0.0	0.0	0.0	0.0	0.0	0.0	0.0	0.0
Injection Facility	0.0	0.0	0.0	0.0	0.0	0.0	0.0	0.0	0.0	0.0	0.0	0.0	0.0
Meter Station	0.0	0.0	0.0	0.0	0.0	0.0	0.0	0.0	0.0	0.0	0.0	0.0	0.0
Other	0.0	0.0	0.0	0.0	0.0	0.0	0.0	0.0	0.0	0.0	0.0	0.0	0.0
Alberta Commercial	0.0	0.0	0.0	0.0	0.0	0.0	0.0	0.0	0.0	0.0	0.0	0.0	0.0
Alberta Industrial	0.0	0.0	0.0	0.0	0.0	0.0	0.0	0.0	0.0	0.0	0.0	0.0	0.0
Alberta Residential	0.0	0.0	0.0	0.0	0.0	0.0	0.0	0.0	0.0	0.0	0.0	0.0	0.0
Alberta Elec.Generation	0.0	0.0	0.0	0.0	0.0	0.0	0.0	0.0	0.0	0.0	0.0	0.0	0.0
Shrinkage													
Acid Gas	0.0	0.0	0.0	0.0	0.0	0.0	0.0	0.0	0.0	0.0	0.0	0.0	0.0
Other products	1.8	1.9	2.3	0.0	0.2	0.2	0.0	0.0	1.3	1.4	0.8	0.1	10.0
Fuel	39.8	33.7	34.0	35.7	35.5	38.4	14.0	0.0	11.6	8.0	8.2	15.5	274.4
Flared	1.2	0.1	0.1	0.0	0.0	0.0	0.0	0.0	0.0	0.0	0.1	0.3	1.8
Vented	0.0	0.0	0.1	0.0	0.0	0.2	0.0	0.0	0.0	0.0	0.0	0.0	0.3
Diff and Other	-8.2	-5.8	-6.1	-2.5	-3.8	-3.4	0.0	0.0	-0.7	-0.7	-0.4	0.0	-31.6
Process and Frac													
Pentanes Plus	8.9	9.3	10.9	0.0	1.0	1.1	0.0	0.0	6.2	7.0	4.1	0.6	49.1
Propane	0.0	0.0	0.0	0.0	0.0	0.0	0.0	0.0	0.0	0.0	0.0	0.0	0.0
Butanes	0.0	0.0	0.0	0.0	0.0	0.0	0.0	0.0	0.0	0.0	0.0	0.0	0.0
Ethane	0.0	0.0	0.0	0.0	0.0	0.0	0.0	0.0	0.0	0.0	0.0	0.0	0.0
NGL	0.0	0.0	0.0	0.0	0.0	0.0	0.0	0.0	0.0	0.0	0.0	0.0	0.0
Sulphur	0.0	0.0	0.0	0.0	0.0	0.0	0.0	0.0	0.0	0.0	0.0	0.0	0.0
Sulphur Closing Inv	0.0	0.0	0.0	0.0	0.0	0.0	0.0	0.0	0.0	0.0	0.0	0.0	0.0

Unit of Measurement: Gas and Gas equivalent products: 1000m3, Liquids: m3, Sulphur: MTS

VPR6200

Facility ID ABGS0096859

Facility Name KAKWA BYPASS TO TLM

Facility Licence # 38139

Facility Operator A6X1 JUPITER

Production Month	201701	201702	201703	201704	201705	201706	201707	201708	201709	201710	201711	201712	Totals
Receipts													
Receipts from Alberta Facilities	44,337.4	54,484.8	60,176.7	59,707.7	59,477.6	56,510.0	57,520.9	51,337.3	58,344.7	49,520.5	56,932.8	53,906.2	662,256.6
Receipts from Non-Alberta Facilities	0.0	0.0	0.0	0.0	0.0	0.0	0.0	0.0	0.0	0.0	0.0	0.0	0.0
Dispositions													
Disposition													
Battery	0.0	0.0	0.0	0.0	0.0	0.0	0.0	0.0	0.0	0.0	0.0	0.0	0.0
Gas Gathering System	43,161.2	52,996.1	58,533.1	58,079.4	57,860.1	54,961.9	55,924.2	50,009.9	56,810.2	48,149.2	55,364.4	52,343.6	644,193.3
Gas Plant	0.0	0.0	0.0	0.0	0.0	0.0	0.0	0.0	0.0	0.0	0.0	0.0	0.0
Injection Facility	0.0	0.0	0.0	0.0	0.0	0.0	0.0	0.0	0.0	0.0	0.0	0.0	0.0
Meter Station	0.0	0.0	0.0	0.0	0.0	0.0	0.0	0.0	0.0	0.0	0.0	0.0	0.0
Other	0.0	0.0	0.0	0.0	0.0	0.0	0.0	0.0	0.0	0.0	0.0	0.0	0.0
Alberta Commercial	0.0	0.0	0.0	0.0	0.0	0.0	0.0	0.0	0.0	0.0	0.0	0.0	0.0
Alberta Industrial	0.0	0.0	0.0	0.0	0.0	0.0	0.0	0.0	0.0	0.0	0.0	0.0	0.0
Alberta Residential	0.0	0.0	0.0	0.0	0.0	0.0	0.0	0.0	0.0	0.0	0.0	0.0	0.0
Alberta Elec.Generation	0.0	0.0	0.0	0.0	0.0	0.0	0.0	0.0	0.0	0.0	0.0	0.0	0.0
Shrinkage													
Acid Gas	0.0	0.0	0.0	0.0	0.0	0.0	0.0	0.0	0.0	0.0	0.0	0.0	0.0
Other products	63.1	31.4	38.3	5.6	15.1	52.8	40.1	44.8	59.0	48.3	89.8	77.4	565.7
Fuel	1,176.2	1,488.7	1,643.6	1,628.3	1,617.5	1,548.1	1,596.7	1,327.4	1,534.5	1,371.3	1,549.4	1,562.6	18,044.3
Flared	0.0	0.0	0.0	0.0	0.0	8.7	0.0	20.5	0.0	15.9	19.0	0.0	64.1
Vented	0.0	0.0	0.0	0.0	0.0	0.0	0.0	0.0	0.0	0.0	0.0	0.0	0.0
Diff and Other	-63.1	-31.4	-38.3	-5.6	-15.1	-61.5	-40.1	-65.3	-59.0	-64.2	-89.8	-77.4	-610.8
Process and Frac													
Pentanes Plus	305.3	151.7	185.1	27.3	73.2	255.5	194.1	216.6	285.3	233.5	434.7	374.7	2,737.0
Propane	0.0	0.0	0.0	0.0	0.0	0.0	0.0	0.0	0.0	0.0	0.0	0.0	0.0
Butanes	0.0	0.0	0.0	0.0	0.0	0.0	0.0	0.0	0.0	0.0	0.0	0.0	0.0
Ethane	0.0	0.0	0.0	0.0	0.0	0.0	0.0	0.0	0.0	0.0	0.0	0.0	0.0
NGL	0.0	0.0	0.0	0.0	0.0	0.0	0.0	0.0	0.0	0.0	0.0	0.0	0.0
Sulphur	0.0	0.0	0.0	0.0	0.0	0.0	0.0	0.0	0.0	0.0	0.0	0.0	0.0
Sulphur Closing Inv	0.0	0.0	0.0	0.0	0.0	0.0	0.0	0.0	0.0	0.0	0.0	0.0	0.0

Unit of Measurement: Gas and Gas equivalent products: 1000m3, Liquids: m3, Sulphur: MTS

VPR6200

Facility ID ABGS0097012

Facility Name MINEHEAD 10-12-049-18W5

Facility Licence # 11501

Facility Operator OHE9 CNRL

Production Month	201701	201702	201703	201704	201705	201706	201707	201708	201709	201710	201711	201712	Totals
Receipts													
Receipts from Alberta Facilities	9,191.3	7,850.3	9,609.5	9,183.4	9,752.5	8,563.7	9,174.2	8,831.2	8,845.7	8,992.8	8,373.9	8,831.0	107,199.5
Receipts from Non-Alberta Facilities	0.0	0.0	0.0	0.0	0.0	0.0	0.0	0.0	0.0	0.0	0.0	0.0	0.0
Dispositions													
Disposition													
Battery	0.0	0.0	0.0	0.0	0.0	0.0	0.0	0.0	0.0	0.0	0.0	0.0	0.0
Gas Gathering System	8,691.6	7,721.4	8,794.9	8,529.9	8,718.7	8,077.1	8,589.0	8,297.6	8,381.1	8,463.0	7,852.1	8,274.7	100,391.1
Gas Plant	0.0	0.0	0.0	0.0	0.0	0.0	0.0	0.0	0.0	0.0	0.0	0.0	0.0
Injection Facility	0.0	0.0	0.0	0.0	0.0	0.0	0.0	0.0	0.0	0.0	0.0	0.0	0.0
Meter Station	0.0	0.0	0.0	0.0	0.0	0.0	0.0	0.0	0.0	0.0	0.0	0.0	0.0
Other	0.0	0.0	0.0	0.0	0.0	0.0	0.0	0.0	0.0	0.0	0.0	0.0	0.0
Alberta Commercial	0.0	0.0	0.0	0.0	0.0	0.0	0.0	0.0	0.0	0.0	0.0	0.0	0.0
Alberta Industrial	0.0	0.0	0.0	0.0	0.0	0.0	0.0	0.0	0.0	0.0	0.0	0.0	0.0
Alberta Residential	0.0	0.0	0.0	0.0	0.0	0.0	0.0	0.0	0.0	0.0	0.0	0.0	0.0
Alberta Elec.Generation	0.0	0.0	0.0	0.0	0.0	0.0	0.0	0.0	0.0	0.0	0.0	0.0	0.0
Shrinkage													
Acid Gas	0.0	0.0	0.0	0.0	0.0	0.0	0.0	0.0	0.0	0.0	0.0	0.0	0.0
Other products	0.0	0.0	0.0	0.0	0.0	0.0	0.0	0.0	0.0	0.0	0.0	0.1	0.1
Fuel	413.2	368.1	413.7	402.9	406.5	376.1	395.6	388.3	390.6	409.6	390.0	476.7	4,831.3
Flared	6.9	7.1	6.7	7.6	7.8	5.9	6.2	3.6	6.3	3.8	10.4	5.6	77.9
Vented	0.1	0.3	0.0	0.0	0.0	0.0	0.0	0.0	0.0	0.0	0.0	0.0	0.4
Diff and Other	79.5	-246.6	394.2	243.0	619.5	104.6	183.4	141.7	67.7	116.4	121.4	73.9	1,898.7
Process and Frac													
Pentanes Plus	0.0	0.0	0.0	0.0	0.0	0.0	0.0	0.1	0.0	0.0	0.0	0.3	0.4
Propane	0.0	0.0	0.0	0.0	0.0	0.0	0.0	0.0	0.0	0.0	0.0	0.0	0.0
Butanes	0.0	0.0	0.0	0.0	0.0	0.0	0.0	0.0	0.0	0.0	0.0	0.0	0.0
Ethane	0.0	0.0	0.0	0.0	0.0	0.0	0.0	0.0	0.0	0.0	0.0	0.0	0.0
NGL	0.0	0.0	0.0	0.0	0.0	0.0	0.0	0.0	0.0	0.0	0.0	0.0	0.0
Sulphur	0.0	0.0	0.0	0.0	0.0	0.0	0.0	0.0	0.0	0.0	0.0	0.0	0.0
Sulphur Closing Inv	0.0	0.0	0.0	0.0	0.0	0.0	0.0	0.0	0.0	0.0	0.0	0.0	0.0

Unit of Measurement: Gas and Gas equivalent products: 1000m3, Liquids: m3, Sulphur: MTS

VPR6200

Facility ID ABGS0097245

Facility Name TAQA NORTH 07-29 GAS GATHERING

Facility Licence # Not Licenced

Facility Operator A2TG TQN

Production Month	201701	201702	201703	201704	201705	201706	201707	201708	201709	201710	201711	201712	Totals
Receipts													
Receipts from Alberta Facilities	767.2	762.6	669.5	716.5	687.4	687.2	677.4	625.0	0.0	0.0	0.0	0.0	5,592.8
Receipts from Non-Alberta Facilities	0.0	0.0	0.0	0.0	0.0	0.0	0.0	0.0	0.0	0.0	0.0	0.0	0.0
Dispositions													
Disposition													
Battery	0.0	0.0	0.0	0.0	0.0	0.0	0.0	0.0	0.0	0.0	0.0	0.0	0.0
Gas Gathering System	744.5	734.5	667.1	738.0	719.4	686.5	702.8	592.7	0.0	0.0	0.0	0.0	5,585.5
Gas Plant	0.0	0.0	0.0	0.0	0.0	0.0	0.0	0.0	0.0	0.0	0.0	0.0	0.0
Injection Facility	0.0	0.0	0.0	0.0	0.0	0.0	0.0	0.0	0.0	0.0	0.0	0.0	0.0
Meter Station	0.0	0.0	0.0	0.0	0.0	0.0	0.0	0.0	0.0	0.0	0.0	0.0	0.0
Other	0.0	0.0	0.0	0.0	0.0	0.0	0.0	0.0	0.0	0.0	0.0	0.0	0.0
Alberta Commercial	0.0	0.0	0.0	0.0	0.0	0.0	0.0	0.0	0.0	0.0	0.0	0.0	0.0
Alberta Industrial	0.0	0.0	0.0	0.0	0.0	0.0	0.0	0.0	0.0	0.0	0.0	0.0	0.0
Alberta Residential	0.0	0.0	0.0	0.0	0.0	0.0	0.0	0.0	0.0	0.0	0.0	0.0	0.0
Alberta Elec.Generation	0.0	0.0	0.0	0.0	0.0	0.0	0.0	0.0	0.0	0.0	0.0	0.0	0.0
Shrinkage													
Acid Gas	0.0	0.0	0.0	0.0	0.0	0.0	0.0	0.0	0.0	0.0	0.0	0.0	0.0
Other products	3.8	2.6	1.5	0.0	1.2	0.0	0.0	0.0	0.0	0.0	0.0	0.0	9.1
Fuel	0.0	0.0	0.0	0.0	0.0	0.0	0.0	0.0	0.0	0.0	0.0	0.0	0.0
Flared	0.0	0.0	0.0	0.0	0.0	0.0	0.0	0.0	0.0	0.0	0.0	0.0	0.0
Vented	0.0	0.0	0.0	0.0	0.0	0.0	0.0	0.0	0.0	0.0	0.0	0.0	0.0
Diff and Other	18.9	25.5	0.9	-21.5	-33.2	0.7	-25.4	32.3	0.0	0.0	0.0	0.0	-1.8
Process and Frac													
Pentanes Plus	18.5	12.4	7.1	0.0	5.8	0.0	0.0	0.0	0.0	0.0	0.0	0.0	43.8
Propane	0.0	0.0	0.0	0.0	0.0	0.0	0.0	0.0	0.0	0.0	0.0	0.0	0.0
Butanes	0.0	0.0	0.0	0.0	0.0	0.0	0.0	0.0	0.0	0.0	0.0	0.0	0.0
Ethane	0.0	0.0	0.0	0.0	0.0	0.0	0.0	0.0	0.0	0.0	0.0	0.0	0.0
NGL	0.0	0.0	0.0	0.0	0.0	0.0	0.0	0.0	0.0	0.0	0.0	0.0	0.0
Sulphur	0.0	0.0	0.0	0.0	0.0	0.0	0.0	0.0	0.0	0.0	0.0	0.0	0.0
Sulphur Closing Inv	0.0	0.0	0.0	0.0	0.0	0.0	0.0	0.0	0.0	0.0	0.0	0.0	0.0

Unit of Measurement: Gas and Gas equivalent products: 1000m3, Liquids: m3, Sulphur: MTS

VPR6200

Facility ID ABGS0097522

Facility Name DUVERNAY SOUTH CECILIA 9-29-57-21

Facility Licence # 36487

Facility Operator A573 TOURMALINE

Production Month	201701	201702	201703	201704	201705	201706	201707	201708	201709	201710	201711	201712	Totals
Receipts													
Receipts from Alberta Facilities	3,618.7	3,332.3	3,550.6	3,445.1	3,449.2	3,287.8	3,596.1	3,503.5	3,326.8	3,492.2	3,290.3	3,406.7	41,299.3
Receipts from Non-Alberta Facilities	0.0	0.0	0.0	0.0	0.0	0.0	0.0	0.0	0.0	0.0	0.0	0.0	0.0
Dispositions													
Disposition													
Battery	0.0	0.0	0.0	0.0	0.0	0.0	0.0	0.0	0.0	0.0	0.0	0.0	0.0
Gas Gathering System	0.0	0.0	0.0	0.0	0.0	0.0	0.0	0.0	0.0	0.0	0.0	0.0	0.0
Gas Plant	3,618.7	3,332.3	3,351.5	3,253.7	3,250.0	3,287.8	3,400.5	3,503.5	3,141.2	3,292.2	3,290.3	3,406.7	40,128.4
Injection Facility	0.0	0.0	0.0	0.0	0.0	0.0	0.0	0.0	0.0	0.0	0.0	0.0	0.0
Meter Station	0.0	0.0	0.0	0.0	0.0	0.0	0.0	0.0	0.0	0.0	0.0	0.0	0.0
Other	0.0	0.0	0.0	0.0	0.0	0.0	0.0	0.0	0.0	0.0	0.0	0.0	0.0
Alberta Commercial	0.0	0.0	0.0	0.0	0.0	0.0	0.0	0.0	0.0	0.0	0.0	0.0	0.0
Alberta Industrial	0.0	0.0	0.0	0.0	0.0	0.0	0.0	0.0	0.0	0.0	0.0	0.0	0.0
Alberta Residential	0.0	0.0	0.0	0.0	0.0	0.0	0.0	0.0	0.0	0.0	0.0	0.0	0.0
Alberta Elec.Generation	0.0	0.0	0.0	0.0	0.0	0.0	0.0	0.0	0.0	0.0	0.0	0.0	0.0
Shrinkage													
Acid Gas	0.0	0.0	0.0	0.0	0.0	0.0	0.0	0.0	0.0	0.0	0.0	0.0	0.0
Other products	6.4	0.0	0.0	0.0	0.1	0.0	0.0	0.0	0.0	0.0	0.0	0.0	6.5
Fuel	0.0	0.0	199.1	191.4	199.2	0.0	194.2	0.0	185.6	200.0	0.0	0.0	1,169.5
Flared	0.0	0.0	0.0	0.0	0.0	0.0	1.2	0.0	0.0	0.0	0.0	0.0	1.2
Vented	0.0	0.0	0.0	0.0	0.0	0.0	0.2	0.0	0.0	0.0	0.0	0.0	0.2
Diff and Other	-6.4	0.0	0.0	0.0	-0.1	0.0	0.0	0.0	0.0	0.0	0.0	0.0	-6.5
Process and Frac													
Pentanes Plus	31.2	0.0	0.0	0.0	0.5	0.0	0.0	0.0	0.0	0.0	0.0	0.0	31.7
Propane	0.0	0.0	0.0	0.0	0.0	0.0	0.0	0.0	0.0	0.0	0.0	0.0	0.0
Butanes	0.0	0.0	0.0	0.0	0.0	0.0	0.0	0.0	0.0	0.0	0.0	0.0	0.0
Ethane	0.0	0.0	0.0	0.0	0.0	0.0	0.0	0.0	0.0	0.0	0.0	0.0	0.0
NGL	0.0	0.0	0.0	0.0	0.0	0.0	0.0	0.0	0.0	0.0	0.0	0.0	0.0
Sulphur	0.0	0.0	0.0	0.0	0.0	0.0	0.0	0.0	0.0	0.0	0.0	0.0	0.0
Sulphur Closing Inv	0.0	0.0	0.0	0.0	0.0	0.0	0.0	0.0	0.0	0.0	0.0	0.0	0.0

Unit of Measurement: Gas and Gas equivalent products: 1000m3, Liquids: m3, Sulphur: MTS

VPR6200

Facility ID ABGS0098122

Facility Name RMP Kaybob South GGS

Facility Licence # 39968

Facility Operator A5WA TANGLE CREEK

Production Month	201701	201702	201703	201704	201705	201706	201707	201708	201709	201710	201711	201712	Totals
Receipts													
Receipts from Alberta Facilities	8,814.8	7,742.2	9,829.1	8,502.5	7,841.7	7,504.7	6,510.3	6,301.7	5,884.0	6,233.1	5,873.3	4,144.4	85,181.8
Receipts from Non-Alberta Facilities	0.0	0.0	0.0	0.0	0.0	0.0	0.0	0.0	0.0	0.0	0.0	0.0	0.0
Dispositions													
Disposition													
Battery	0.0	0.0	0.0	0.0	0.0	0.0	0.0	0.0	0.0	0.0	0.0	0.0	0.0
Gas Gathering System	8,459.1	7,445.4	9,499.0	8,171.6	7,519.0	7,183.0	6,169.3	5,980.1	5,539.4	5,890.4	5,534.7	3,867.6	81,258.6
Gas Plant	0.0	0.0	0.0	0.0	0.0	0.0	0.0	0.0	0.0	0.0	0.0	0.0	0.0
Injection Facility	0.0	0.0	0.0	0.0	0.0	0.0	0.0	0.0	0.0	0.0	0.0	0.0	0.0
Meter Station	0.0	0.0	0.0	0.0	0.0	0.0	0.0	0.0	0.0	0.0	0.0	0.0	0.0
Other	0.0	0.0	0.0	0.0	0.0	0.0	0.0	0.0	0.0	0.0	0.0	0.0	0.0
Alberta Commercial	0.0	0.0	0.0	0.0	0.0	0.0	0.0	0.0	0.0	0.0	0.0	0.0	0.0
Alberta Industrial	0.0	0.0	0.0	0.0	0.0	0.0	0.0	0.0	0.0	0.0	0.0	0.0	0.0
Alberta Residential	0.0	0.0	0.0	0.0	0.0	0.0	0.0	0.0	0.0	0.0	0.0	0.0	0.0
Alberta Elec.Generation	0.0	0.0	0.0	0.0	0.0	0.0	0.0	0.0	0.0	0.0	0.0	0.0	0.0
Shrinkage													
Acid Gas	0.0	0.0	0.0	0.0	0.0	0.0	0.0	0.0	0.0	0.0	0.0	0.0	0.0
Other products	11.2	29.1	23.7	2.0	45.8	36.2	27.4	39.8	18.9	19.5	31.1	14.4	299.1
Fuel	324.5	299.1	328.5	312.2	305.7	310.7	0.0	308.6	297.2	320.5	313.3	266.8	3,387.1
Flared	0.0	0.0	0.0	0.0	0.0	0.0	0.0	0.0	0.0	0.0	0.0	0.0	0.0
Vented	0.0	0.0	0.0	0.0	0.0	0.0	0.0	0.0	0.0	0.0	0.0	0.0	0.0
Diff and Other	20.0	-31.4	-22.1	16.7	-28.8	-25.2	313.6	-26.8	28.5	2.7	-5.8	-4.4	237.0
Process and Frac													
Pentanes Plus	54.3	140.9	114.9	9.5	221.8	175.4	132.7	192.8	91.4	94.4	150.5	69.9	1,448.5
Propane	0.0	0.0	0.0	0.0	0.0	0.0	0.0	0.0	0.0	0.0	0.0	0.0	0.0
Butanes	0.0	0.0	0.0	0.0	0.0	0.0	0.0	0.0	0.0	0.0	0.0	0.0	0.0
Ethane	0.0	0.0	0.0	0.0	0.0	0.0	0.0	0.0	0.0	0.0	0.0	0.0	0.0
NGL	0.0	0.0	0.0	0.0	0.0	0.0	0.0	0.0	0.0	0.0	0.0	0.0	0.0
Sulphur	0.0	0.0	0.0	0.0	0.0	0.0	0.0	0.0	0.0	0.0	0.0	0.0	0.0
Sulphur Closing Inv	0.0	0.0	0.0	0.0	0.0	0.0	0.0	0.0	0.0	0.0	0.0	0.0	0.0

Unit of Measurement: Gas and Gas equivalent products: 1000m3, Liquids: m3, Sulphur: MTS

VPR6200

Facility ID ABGS0098385

Facility Name TAQA NORDEGG 10-02 GGS

Facility Licence # 39460

Facility Operator A2TG TQN

Production Month	201701	201702	201703	201704	201705	201706	201707	201708	201709	201710	201711	201712	Totals
Receipts													
Receipts from Alberta Facilities	1,076.2	842.4	846.4	776.5	824.5	766.7	778.7	755.0	705.4	713.4	671.3	663.3	9,419.8
Receipts from Non-Alberta Facilities	0.0	0.0	0.0	0.0	0.0	0.0	0.0	0.0	0.0	0.0	0.0	0.0	0.0
Dispositions													
Disposition													
Battery	0.0	0.0	0.0	0.0	0.0	0.0	0.0	0.0	0.0	0.0	0.0	0.0	0.0
Gas Gathering System	1,025.8	830.4	848.3	782.1	761.3	719.2	729.8	705.7	659.1	668.6	629.8	623.1	8,983.2
Gas Plant	0.0	0.0	0.0	0.0	0.0	0.0	0.0	0.0	0.0	0.0	0.0	0.0	0.0
Injection Facility	0.0	0.0	0.0	0.0	0.0	0.0	0.0	0.0	0.0	0.0	0.0	0.0	0.0
Meter Station	0.0	0.0	0.0	0.0	0.0	0.0	0.0	0.0	0.0	0.0	0.0	0.0	0.0
Other	0.0	0.0	0.0	0.0	0.0	0.0	0.0	0.0	0.0	0.0	0.0	0.0	0.0
Alberta Commercial	0.0	0.0	0.0	0.0	0.0	0.0	0.0	0.0	0.0	0.0	0.0	0.0	0.0
Alberta Industrial	0.0	0.0	0.0	0.0	0.0	0.0	0.0	0.0	0.0	0.0	0.0	0.0	0.0
Alberta Residential	0.0	0.0	0.0	0.0	0.0	0.0	0.0	0.0	0.0	0.0	0.0	0.0	0.0
Alberta Elec.Generation	0.0	0.0	0.0	0.0	0.0	0.0	0.0	0.0	0.0	0.0	0.0	0.0	0.0
Shrinkage													
Acid Gas	0.0	0.0	0.0	0.0	0.0	0.0	0.0	0.0	0.0	0.0	0.0	0.0	0.0
Other products	0.0	0.0	0.1	0.4	0.0	0.0	0.0	0.3	0.1	0.0	0.2	0.0	1.1
Fuel	34.7	28.2	30.6	28.7	28.2	28.4	26.3	26.3	24.7	26.7	27.4	27.2	337.4
Flared	1.5	0.0	0.0	0.0	0.1	0.2	0.1	0.0	0.0	0.0	0.0	0.0	1.9
Vented	0.0	0.0	0.0	0.0	0.0	0.0	0.0	0.0	0.0	0.0	0.0	0.0	0.0
Diff and Other	14.2	-16.2	-32.6	-34.7	34.9	18.9	22.5	22.7	21.5	18.1	13.9	13.0	96.2
Process and Frac													
Pentanes Plus	0.0	0.0	0.3	1.9	0.0	0.0	0.0	1.3	0.4	0.0	1.1	0.2	5.2
Propane	0.0	0.0	0.0	0.0	0.0	0.0	0.0	0.0	0.0	0.0	0.0	0.0	0.0
Butanes	0.0	0.0	0.0	0.0	0.0	0.0	0.0	0.0	0.0	0.0	0.0	0.0	0.0
Ethane	0.0	0.0	0.0	0.0	0.0	0.0	0.0	0.0	0.0	0.0	0.0	0.0	0.0
NGL	0.0	0.0	0.0	0.0	0.0	0.0	0.0	0.0	0.0	0.0	0.0	0.0	0.0
Sulphur	0.0	0.0	0.0	0.0	0.0	0.0	0.0	0.0	0.0	0.0	0.0	0.0	0.0
Sulphur Closing Inv	0.0	0.0	0.0	0.0	0.0	0.0	0.0	0.0	0.0	0.0	0.0	0.0	0.0

Unit of Measurement: Gas and Gas equivalent products: 1000m3, Liquids: m3, Sulphur: MTS

VPR6200

Facility ID ABGS0098764

Facility Name KNOPCIK 10-01-074-10W6

Facility Licence # 30849

Facility Operator OHE9 CNRL

Production Month	201701	201702	201703	201704	201705	201706	201707	201708	201709	201710	201711	201712	Totals
Receipts													
Receipts from Alberta Facilities	1,212.2	1,091.9	1,248.0	931.0	1,013.3	1,060.8	1,033.9	1,153.7	1,027.9	1,050.3	1,370.1	1,276.5	13,469.6
Receipts from Non-Alberta Facilities	0.0	0.0	0.0	0.0	0.0	0.0	0.0	0.0	0.0	0.0	0.0	0.0	0.0
Dispositions													
Disposition Battery	1,126.2	1,090.5	1,202.6	913.7	960.7	974.6	948.4	1,015.0	977.0	1,036.6	1,231.1	1,153.3	12,629.7
Gas Gathering System	0.0	0.0	0.0	0.0	0.0	0.0	0.0	0.0	0.0	0.0	0.0	0.0	0.0
Gas Plant	0.0	0.0	0.0	0.0	0.0	0.0	0.0	0.0	0.0	0.0	0.0	0.0	0.0
Injection Facility	0.0	0.0	0.0	0.0	0.0	0.0	0.0	0.0	0.0	0.0	0.0	0.0	0.0
Meter Station	0.0	0.0	0.0	0.0	0.0	0.0	0.0	0.0	0.0	0.0	0.0	0.0	0.0
Other	0.0	0.0	0.0	0.0	0.0	0.0	0.0	0.0	0.0	0.0	0.0	0.0	0.0
Alberta Commercial	0.0	0.0	0.0	0.0	0.0	0.0	0.0	0.0	0.0	0.0	0.0	0.0	0.0
Alberta Industrial	0.0	0.0	0.0	0.0	0.0	0.0	0.0	0.0	0.0	0.0	0.0	0.0	0.0
Alberta Residential	0.0	0.0	0.0	0.0	0.0	0.0	0.0	0.0	0.0	0.0	0.0	0.0	0.0
Alberta Elec.Generation	0.0	0.0	0.0	0.0	0.0	0.0	0.0	0.0	0.0	0.0	0.0	0.0	0.0
Shrinkage Acid Gas	0.0	0.0	0.0	0.0	0.0	0.0	0.0	0.0	0.0	0.0	0.0	0.0	0.0
Other products	20.8	18.4	25.5	16.4	19.2	24.2	26.8	29.2	24.8	20.5	32.6	34.6	293.0
Fuel	105.0	92.8	164.6	19.9	14.3	9.2	14.7	13.9	60.3	21.2	111.1	80.7	707.7
Flared	0.0	0.0	0.0	0.0	0.0	0.0	0.0	0.0	0.0	0.0	0.0	0.0	0.0
Vented	0.0	0.0	0.0	0.0	0.0	0.0	0.0	0.0	0.0	0.0	0.0	0.0	0.0
Diff and Other	-39.8	-109.8	-144.7	-19.0	19.1	52.8	44.0	95.6	-34.2	-28.0	-4.7	7.9	-160.8
Process and Frac													
Pentanes Plus	100.7	88.9	123.6	79.3	93.1	117.2	129.9	141.5	120.2	99.2	157.7	167.3	1,418.6
Propane	0.0	0.0	0.0	0.0	0.0	0.0	0.0	0.0	0.0	0.0	0.0	0.0	0.0
Butanes	0.0	0.0	0.0	0.0	0.0	0.0	0.0	0.0	0.0	0.0	0.0	0.0	0.0
Ethane	0.0	0.0	0.0	0.0	0.0	0.0	0.0	0.0	0.0	0.0	0.0	0.0	0.0
NGL	0.0	0.0	0.0	0.0	0.0	0.0	0.0	0.0	0.0	0.0	0.0	0.0	0.0
Sulphur	0.0	0.0	0.0	0.0	0.0	0.0	0.0	0.0	0.0	0.0	0.0	0.0	0.0
Sulphur Closing Inv	0.0	0.0	0.0	0.0	0.0	0.0	0.0	0.0	0.0	0.0	0.0	0.0	0.0

Unit of Measurement: Gas and Gas equivalent products: 1000m3, Liquids: m3, Sulphur: MTS

VPR6200

Facility ID ABGS0098832

Facility Name EDSON EAST 10-2-54-17W5 GGS

Facility Licence # 12458

Facility Operator OHE9 CNRL

Production Month	201701	201702	201703	201704	201705	201706	201707	201708	201709	201710	201711	201712	Totals
Receipts													
Receipts from Alberta Facilities	1,162.3	1,063.1	1,227.3	1,170.6	1,092.4	1,065.5	1,174.0	1,118.6	1,118.4	1,183.2	1,149.8	1,074.7	13,599.9
Receipts from Non-Alberta Facilities	0.0	0.0	0.0	0.0	0.0	0.0	0.0	0.0	0.0	0.0	0.0	0.0	0.0
Dispositions													
Disposition Battery	0.0	0.0	0.0	0.0	0.0	0.0	0.0	0.0	0.0	0.0	0.0	0.0	0.0
Gas Gathering System	1,136.2	1,106.6	1,206.7	1,158.7	1,136.6	1,049.5	1,140.1	1,110.7	1,101.1	1,194.2	1,145.8	1,082.3	13,568.5
Gas Plant	0.0	0.0	0.0	0.0	0.0	0.0	0.0	0.0	0.0	0.0	0.0	0.0	0.0
Injection Facility	0.0	0.0	0.0	0.0	0.0	0.0	0.0	0.0	0.0	0.0	0.0	0.0	0.0
Meter Station	0.0	0.0	0.0	0.0	0.0	0.0	0.0	0.0	0.0	0.0	0.0	0.0	0.0
Other	0.0	0.0	0.0	0.0	0.0	0.0	0.0	0.0	0.0	0.0	0.0	0.0	0.0
Alberta Commercial	0.0	0.0	0.0	0.0	0.0	0.0	0.0	0.0	0.0	0.0	0.0	0.0	0.0
Alberta Industrial	0.0	0.0	0.0	0.0	0.0	0.0	0.0	0.0	0.0	0.0	0.0	0.0	0.0
Alberta Residential	0.0	0.0	0.0	0.0	0.0	0.0	0.0	0.0	0.0	0.0	0.0	0.0	0.0
Alberta Elec.Generation	0.0	0.0	0.0	0.0	0.0	0.0	0.0	0.0	0.0	0.0	0.0	0.0	0.0
Shrinkage Acid Gas	0.0	0.0	0.0	0.0	0.0	0.0	0.0	0.0	0.0	0.0	0.0	0.0	0.0
Other products	0.0	0.0	0.8	0.0	0.4	0.0	0.0	0.0	4.3	0.0	0.2	0.0	5.7
Fuel	9.0	10.9	12.4	11.1	10.6	10.6	8.2	8.8	0.0	13.3	12.4	12.9	120.2
Flared	0.1	0.0	0.0	0.0	0.0	0.0	0.0	12.1	0.0	0.0	0.0	0.0	12.2
Vented	0.0	0.0	0.0	0.0	0.0	0.0	0.0	0.0	0.0	0.0	0.0	0.0	0.0
Diff and Other	17.0	-54.4	7.4	0.8	-55.2	5.4	25.7	-13.0	13.0	-24.3	-8.6	-20.5	-106.7
Process and Frac													
Pentanes Plus	0.0	0.0	4.0	0.0	1.9	0.0	0.0	0.0	20.7	0.0	1.2	0.0	27.8
Propane	0.0	0.0	0.0	0.0	0.0	0.0	0.0	0.0	0.0	0.0	0.0	0.0	0.0
Butanes	0.0	0.0	0.0	0.0	0.0	0.0	0.0	0.0	0.0	0.0	0.0	0.0	0.0
Ethane	0.0	0.0	0.0	0.0	0.0	0.0	0.0	0.0	0.0	0.0	0.0	0.0	0.0
NGL	0.0	0.0	0.0	0.0	0.0	0.0	0.0	0.0	0.0	0.0	0.0	0.0	0.0
Sulphur	0.0	0.0	0.0	0.0	0.0	0.0	0.0	0.0	0.0	0.0	0.0	0.0	0.0
Sulphur Closing Inv	0.0	0.0	0.0	0.0	0.0	0.0	0.0	0.0	0.0	0.0	0.0	0.0	0.0

VPR6200

Facility ID ABGS0098944

Facility Name GSPIN0622

Facility Licence # 27736

Facility Operator OR46 HUSKY

Production Month	201701	201702	201703	201704	201705	201706	201707	201708	201709	201710	201711	201712	Totals
Receipts													
Receipts from Alberta Facilities	3,063.1	2,998.8	3,101.7	2,980.4	1,269.9	1,364.9	3,436.9	2,823.1	3,048.8	2,861.2	2,753.7	2,807.2	32,509.7
Receipts from Non-Alberta Facilities	0.0	0.0	0.0	0.0	0.0	0.0	0.0	0.0	0.0	0.0	0.0	0.0	0.0
Dispositions													
Disposition													
Battery	2.0	3.8	4.0	3.2	1.3	1.6	1.5	2.8	2.2	3.4	5.3	2.9	34.0
Gas Gathering System	2,858.4	2,811.3	2,893.5	2,788.2	1,170.4	1,219.5	3,194.0	2,572.5	2,783.6	2,596.4	2,491.6	2,541.3	29,920.7
Gas Plant	0.0	0.0	0.0	0.0	0.0	0.0	0.0	0.0	0.0	0.0	0.0	0.0	0.0
Injection Facility	0.0	0.0	0.0	0.0	0.0	0.0	0.0	0.0	0.0	0.0	0.0	0.0	0.0
Meter Station	0.0	0.0	0.0	0.0	0.0	0.0	0.0	0.0	0.0	0.0	0.0	0.0	0.0
Other	0.0	0.0	0.0	0.0	0.0	0.0	0.0	0.0	0.0	0.0	0.0	0.0	0.0
Alberta Commercial	0.0	0.0	0.0	0.0	0.0	0.0	0.0	0.0	0.0	0.0	0.0	0.0	0.0
Alberta Industrial	0.0	0.0	0.0	0.0	0.0	0.0	0.0	0.0	0.0	0.0	0.0	0.0	0.0
Alberta Residential	0.0	0.0	0.0	0.0	0.0	0.0	0.0	0.0	0.0	0.0	0.0	0.0	0.0
Alberta Elec.Generation	0.0	0.0	0.0	0.0	0.0	0.0	0.0	0.0	0.0	0.0	0.0	0.0	0.0
Shrinkage													
Acid Gas	0.0	0.0	0.0	0.0	0.0	0.0	0.0	0.0	0.0	0.0	0.0	0.0	0.0
Other products	2.1	3.7	2.3	3.5	4.1	0.0	3.2	1.6	3.9	2.0	1.7	1.5	29.6
Fuel	204.6	187.3	200.7	0.0	99.4	145.3	243.0	250.7	265.3	264.9	262.2	265.9	2,389.3
Flared	3.9	0.9	15.1	1.6	1.0	3.2	8.3	11.3	5.3	3.9	9.9	10.0	74.4
Vented	0.0	0.0	0.0	0.0	0.0	0.0	0.0	0.0	0.0	0.0	0.0	0.0	0.0
Diff and Other	-7.9	-8.2	-13.9	183.9	-6.3	-4.7	-13.1	-15.8	-11.5	-9.4	-17.0	-14.4	61.7
Process and Frac													
Pentanes Plus	10.1	17.9	11.3	16.8	20.0	0.0	15.5	7.6	19.0	9.6	8.2	7.3	143.3
Propane	0.0	0.0	0.0	0.0	0.0	0.0	0.0	0.0	0.0	0.0	0.0	0.0	0.0
Butanes	0.0	0.0	0.0	0.0	0.0	0.0	0.0	0.0	0.0	0.0	0.0	0.0	0.0
Ethane	0.0	0.0	0.0	0.0	0.0	0.0	0.0	0.0	0.0	0.0	0.0	0.0	0.0
NGL	0.0	0.0	0.0	0.0	0.0	0.0	0.0	0.0	0.0	0.0	0.0	0.0	0.0
Sulphur	0.0	0.0	0.0	0.0	0.0	0.0	0.0	0.0	0.0	0.0	0.0	0.0	0.0
Sulphur Closing Inv	0.0	0.0	0.0	0.0	0.0	0.0	0.0	0.0	0.0	0.0	0.0	0.0	0.0

VPR6200

Facility ID ABGS0099007

Facility Name PFI CARROT CREEK 08-36-051-14W5 GGS

Facility Licence # 39463

Facility Operator A5YK VELVET

Production Month	201701	201702	201703	201704	201705	201706	201707	201708	201709	201710	201711	201712	Totals	
Receipts														
Receipts from Alberta Facilities	14,510.9	13,838.8	14,561.9	18,793.7	23,719.9	24,027.4	22,516.0	19,620.1	18,943.7	17,290.1	19,480.8	19,912.7	227,216.0	
Receipts from Non-Alberta Facilities	0.0	0.0	0.0	0.0	0.0	0.0	0.0	0.0	0.0	0.0	0.0	0.0	0.0	
Dispositions														
Disposition	Battery	0.0	0.0	0.0	0.0	0.0	0.0	0.0	0.0	0.0	0.0	0.0	0.0	
	Gas Gathering System	13,813.5	13,195.5	13,903.5	15,758.9	18,897.0	18,861.8	18,666.3	18,893.4	18,260.5	16,717.0	18,782.0	19,128.0	204,877.4
	Gas Plant	0.0	0.0	0.0	0.0	0.0	0.0	0.0	0.0	0.0	0.0	0.0	0.0	
	Injection Facility	0.0	0.0	0.0	2,319.8	3,562.2	4,497.5	3,157.7	0.0	0.0	0.0	0.0	13,537.2	
	Meter Station	0.0	0.0	0.0	0.0	0.0	0.0	0.0	0.0	0.0	0.0	0.0	0.0	
	Other	0.0	0.0	0.0	0.0	0.0	0.0	0.0	0.0	0.0	0.0	0.0	0.0	
	Alberta Commercial	0.0	0.0	0.0	0.0	0.0	0.0	0.0	0.0	0.0	0.0	0.0	0.0	
	Alberta Industrial	0.0	0.0	0.0	0.0	0.0	0.0	0.0	0.0	0.0	0.0	0.0	0.0	
	Alberta Residential	0.0	0.0	0.0	0.0	0.0	0.0	0.0	0.0	0.0	0.0	0.0	0.0	
	Alberta Elec.Generation	0.0	0.0	0.0	0.0	0.0	0.0	0.0	0.0	0.0	0.0	0.0	0.0	
Shrinkage	Acid Gas	0.0	0.0	0.0	0.0	0.0	0.0	0.0	0.0	0.0	0.0	0.0	0.0	
	Other products	13.6	18.6	8.6	91.2	187.5	28.6	17.5	6.4	4.0	30.2	58.7	47.7	512.6
Fuel		697.2	643.3	648.0	623.8	1,073.0	639.5	674.3	719.1	678.6	542.9	639.7	735.5	8,314.9
Flared		0.2	0.0	0.8	0.0	0.0	0.0	0.2	1.2	0.6	0.0	0.4	1.5	4.9
Vented		0.0	0.0	1.0	0.0	0.0	0.0	0.0	0.0	0.0	0.0	0.0	0.0	1.0
Diff and Other		-13.6	-18.6	0.0	0.0	0.2	0.0	0.0	0.0	0.0	0.0	0.0	0.0	-32.0
Process and Frac														
	Pentanes Plus	65.7	90.1	41.6	441.1	907.4	138.3	84.6	30.8	19.4	146.2	283.9	230.7	2,479.8
	Propane	0.0	0.0	0.0	0.0	0.0	0.0	0.0	0.0	0.0	0.0	0.0	0.0	0.0
	Butanes	0.0	0.0	0.0	0.0	0.0	0.0	0.0	0.0	0.0	0.0	0.0	0.0	0.0
	Ethane	0.0	0.0	0.0	0.0	0.0	0.0	0.0	0.0	0.0	0.0	0.0	0.0	0.0
	NGL	0.0	0.0	0.0	0.0	0.0	0.0	0.0	0.0	0.0	0.0	0.0	0.0	0.0
	Sulphur	0.0	0.0	0.0	0.0	0.0	0.0	0.0	0.0	0.0	0.0	0.0	0.0	0.0
	Sulphur Closing Inv	0.0	0.0	0.0	0.0	0.0	0.0	0.0	0.0	0.0	0.0	0.0	0.0	

VPR6200

Facility ID ABGS0099094

Facility Name CANRISE MINN 4-7 GS

Facility Licence # 9545

Facility Operator A5D4 CVE

Production Month	201701	201702	201703	201704	201705	201706	201707	201708	201709	201710	201711	201712	Totals
Receipts													
Receipts from Alberta Facilities	306.3	240.8	217.1	243.4	292.4	263.8	277.0	282.4	251.0	262.9	256.9	264.0	3,158.0
Receipts from Non-Alberta Facilities	0.0	0.0	0.0	0.0	0.0	0.0	0.0	0.0	0.0	0.0	0.0	0.0	0.0
Dispositions													
Disposition													
Battery	0.0	0.0	0.0	0.0	0.0	0.0	0.0	0.0	0.0	0.0	0.0	0.0	0.0
Gas Gathering System	277.5	232.6	208.9	230.7	272.2	245.9	256.8	255.6	220.1	236.3	231.8	235.6	2,904.0
Gas Plant	0.0	0.0	0.0	0.0	0.0	0.0	0.0	0.0	0.0	0.0	0.0	0.0	0.0
Injection Facility	0.0	0.0	0.0	0.0	0.0	0.0	0.0	0.0	0.0	0.0	0.0	0.0	0.0
Meter Station	0.0	0.0	0.0	0.0	0.0	0.0	0.0	0.0	0.0	0.0	0.0	0.0	0.0
Other	0.0	0.0	0.0	0.0	0.0	0.0	0.0	0.0	0.0	0.0	0.0	0.0	0.0
Alberta Commercial	0.0	0.0	0.0	0.0	0.0	0.0	0.0	0.0	0.0	0.0	0.0	0.0	0.0
Alberta Industrial	0.0	0.0	0.0	0.0	0.0	0.0	0.0	0.0	0.0	0.0	0.0	0.0	0.0
Alberta Residential	0.0	0.0	0.0	0.0	0.0	0.0	0.0	0.0	0.0	0.0	0.0	0.0	0.0
Alberta Elec.Generation	0.0	0.0	0.0	0.0	0.0	0.0	0.0	0.0	0.0	0.0	0.0	0.0	0.0
Shrinkage													
Acid Gas	0.0	0.0	0.0	0.0	0.0	0.0	0.0	0.0	0.0	0.0	0.0	0.0	0.0
Other products	0.0	0.0	0.0	0.0	0.0	0.0	5.0	0.0	4.9	0.0	2.3	0.0	12.2
Fuel	0.3	0.3	0.3	0.3	0.3	0.3	0.3	0.3	0.2	0.3	0.3	0.3	3.5
Flared	0.0	0.0	0.0	0.0	0.0	0.0	0.0	0.0	0.0	0.0	0.0	0.0	0.0
Vented	0.0	0.0	0.0	0.0	0.0	0.0	0.0	0.0	0.0	0.0	0.0	0.0	0.0
Diff and Other	28.5	7.9	7.9	12.4	19.9	17.6	14.9	26.5	25.8	26.3	22.5	28.1	238.3
Process and Frac													
Pentanes Plus	0.0	0.0	0.0	0.0	0.0	0.0	24.2	0.0	23.7	0.0	11.2	0.0	59.1
Propane	0.0	0.0	0.0	0.0	0.0	0.0	0.0	0.0	0.0	0.0	0.0	0.0	0.0
Butanes	0.0	0.0	0.0	0.0	0.0	0.0	0.0	0.0	0.0	0.0	0.0	0.0	0.0
Ethane	0.0	0.0	0.0	0.0	0.0	0.0	0.0	0.0	0.0	0.0	0.0	0.0	0.0
NGL	0.0	0.0	0.0	0.0	0.0	0.0	0.0	0.0	0.0	0.0	0.0	0.0	0.0
Sulphur	0.0	0.0	0.0	0.0	0.0	0.0	0.0	0.0	0.0	0.0	0.0	0.0	0.0
Sulphur Closing Inv	0.0	0.0	0.0	0.0	0.0	0.0	0.0	0.0	0.0	0.0	0.0	0.0	0.0

Unit of Measurement: Gas and Gas equivalent products: 1000m3, Liquids: m3, Sulphur: MTS

VPR6200

Facility ID ABGS0099724

Facility Name GSCEC1614

Facility Licence # 13405

Facility Operator OR46 HUSKY

Production Month	201701	201702	201703	201704	201705	201706	201707	201708	201709	201710	201711	201712	Totals
Receipts													
Receipts from Alberta Facilities	5,134.7	4,286.9	5,149.9	4,672.2	4,417.5	4,535.9	1,803.5	1,563.3	2,455.6	2,412.7	1,951.9	2,491.5	40,875.6
Receipts from Non-Alberta Facilities	0.0	0.0	0.0	0.0	0.0	0.0	0.0	0.0	0.0	0.0	0.0	0.0	0.0
Dispositions													
Disposition													
Battery	0.0	0.0	0.0	0.0	0.0	0.0	0.0	0.0	0.0	0.0	0.0	0.0	0.0
Gas Gathering System	4,856.8	4,047.8	4,895.9	4,457.8	4,232.0	4,321.6	1,732.0	1,532.6	2,296.4	2,409.9	1,945.7	2,486.2	39,214.7
Gas Plant	0.0	0.0	0.0	0.0	0.0	0.0	0.0	0.0	0.0	0.0	0.0	0.0	0.0
Injection Facility	0.0	0.0	0.0	0.0	0.0	0.0	0.0	0.0	0.0	0.0	0.0	0.0	0.0
Meter Station	0.0	0.0	0.0	0.0	0.0	0.0	0.0	0.0	0.0	0.0	0.0	0.0	0.0
Other	0.0	0.0	0.0	0.0	0.0	0.0	0.0	0.0	0.0	0.0	0.0	0.0	0.0
Alberta Commercial	0.0	0.0	0.0	0.0	0.0	0.0	0.0	0.0	0.0	0.0	0.0	0.0	0.0
Alberta Industrial	0.0	0.0	0.0	0.0	0.0	0.0	0.0	0.0	0.0	0.0	0.0	0.0	0.0
Alberta Residential	0.0	0.0	0.0	0.0	0.0	0.0	0.0	0.0	0.0	0.0	0.0	0.0	0.0
Alberta Elec.Generation	0.0	0.0	0.0	0.0	0.0	0.0	0.0	0.0	0.0	0.0	0.0	0.0	0.0
Shrinkage													
Acid Gas	0.0	0.0	0.0	0.0	0.0	0.0	0.0	0.0	0.0	0.0	0.0	0.0	0.0
Other products	8.1	3.1	3.2	2.2	3.5	1.6	0.0	0.0	2.0	0.0	4.1	0.9	28.7
Fuel	278.0	239.1	272.1	0.0	185.5	214.2	37.9	1.6	0.0	1.5	3.3	2.9	1,236.1
Flared	0.0	0.0	0.0	0.0	0.0	0.0	0.0	0.0	0.0	0.0	0.0	0.0	0.0
Vented	0.0	0.0	0.0	0.0	0.0	0.0	0.0	0.0	0.0	0.0	0.0	0.0	0.0
Diff and Other	-8.2	-3.1	-21.3	212.2	-3.5	-1.5	33.6	29.1	157.2	1.3	-1.2	1.5	396.1
Process and Frac													
Pentanes Plus	39.0	15.2	15.5	10.6	16.7	7.5	0.0	0.0	9.7	0.0	19.6	4.3	138.1
Propane	0.0	0.0	0.0	0.0	0.0	0.0	0.0	0.0	0.0	0.0	0.0	0.0	0.0
Butanes	0.0	0.0	0.0	0.0	0.0	0.0	0.0	0.0	0.0	0.0	0.0	0.0	0.0
Ethane	0.0	0.0	0.0	0.0	0.0	0.0	0.0	0.0	0.0	0.0	0.0	0.0	0.0
NGL	0.0	0.0	0.0	0.0	0.0	0.0	0.0	0.0	0.0	0.0	0.0	0.0	0.0
Sulphur	0.0	0.0	0.0	0.0	0.0	0.0	0.0	0.0	0.0	0.0	0.0	0.0	0.0
Sulphur Closing Inv	0.0	0.0	0.0	0.0	0.0	0.0	0.0	0.0	0.0	0.0	0.0	0.0	0.0

Unit of Measurement: Gas and Gas equivalent products: 1000m3, Liquids: m3, Sulphur: MTS

VPR6200
Facility ID ABGS0100322

Facility Name GSBIG0416

Facility Licence # 40361

Facility Operator OR46 HUSKY

Production Month	201701	201702	201703	201704	201705	201706	201707	201708	201709	201710	201711	201712	Totals	
Receipts														
Receipts from Alberta Facilities	969.5	853.2	901.4	861.1	917.0	913.8	990.0	93.8	731.3	909.6	804.3	916.2	9,861.2	
Receipts from Non-Alberta Facilities	0.0	0.0	0.0	0.0	0.0	0.0	0.0	0.0	0.0	0.0	0.0	0.0	0.0	
Dispositions														
Disposition	Battery	1,002.7	882.8	929.1	884.8	934.5	934.5	991.9	93.9	787.6	939.0	807.8	916.2	10,104.8
	Gas Gathering System	0.0	0.0	0.0	0.0	0.0	0.0	0.0	0.0	0.0	0.0	0.0	0.0	0.0
	Gas Plant	0.0	0.0	0.0	0.0	0.0	0.0	0.0	0.0	0.0	0.0	0.0	0.0	0.0
	Injection Facility	0.0	0.0	0.0	0.0	0.0	0.0	0.0	0.0	0.0	0.0	0.0	0.0	0.0
	Meter Station	0.0	0.0	0.0	0.0	0.0	0.0	0.0	0.0	0.0	0.0	0.0	0.0	0.0
	Other	0.0	0.0	0.0	0.0	0.0	0.0	0.0	0.0	0.0	0.0	0.0	0.0	0.0
	Alberta Commercial	0.0	0.0	0.0	0.0	0.0	0.0	0.0	0.0	0.0	0.0	0.0	0.0	0.0
	Alberta Industrial	0.0	0.0	0.0	0.0	0.0	0.0	0.0	0.0	0.0	0.0	0.0	0.0	0.0
	Alberta Residential	0.0	0.0	0.0	0.0	0.0	0.0	0.0	0.0	0.0	0.0	0.0	0.0	0.0
	Alberta Elec.Generation	0.0	0.0	0.0	0.0	0.0	0.0	0.0	0.0	0.0	0.0	0.0	0.0	0.0
Shrinkage	Acid Gas	0.0	0.0	0.0	0.0	0.0	0.0	0.0	0.0	0.0	0.0	0.0	0.0	0.0
	Other products	0.1	0.8	0.5	0.5	2.0	0.0	2.2	0.0	2.5	0.8	1.5	0.9	11.8
Fuel		66.7	60.3	65.5	66.3	62.9	60.3	62.8	8.3	34.1	55.0	61.6	57.8	661.6
Flared		0.0	0.0	0.0	0.0	0.0	0.0	0.0	0.0	0.0	0.0	0.0	0.0	0.0
Vented		0.0	0.0	0.0	0.0	0.0	0.0	0.0	0.0	0.0	0.0	0.0	0.0	0.0
Diff and Other		-100.0	-90.7	-93.7	-90.5	-82.4	-81.0	-66.9	-8.4	-92.9	-85.2	-66.6	-58.7	-917.0
Process and Frac														
	Pentanes Plus	0.4	4.1	2.5	2.3	9.9	0.0	10.5	0.0	12.0	3.9	7.1	4.2	56.9
	Propane	0.0	0.0	0.0	0.0	0.0	0.0	0.0	0.0	0.0	0.0	0.0	0.0	0.0
	Butanes	0.0	0.0	0.0	0.0	0.0	0.0	0.0	0.0	0.0	0.0	0.0	0.0	0.0
	Ethane	0.0	0.0	0.0	0.0	0.0	0.0	0.0	0.0	0.0	0.0	0.0	0.0	0.0
	NGL	0.0	0.0	0.0	0.0	0.0	0.0	0.0	0.0	0.0	0.0	0.0	0.0	0.0
	Sulphur	0.0	0.0	0.0	0.0	0.0	0.0	0.0	0.0	0.0	0.0	0.0	0.0	0.0
	Sulphur Closing Inv	0.0	0.0	0.0	0.0	0.0	0.0	0.0	0.0	0.0	0.0	0.0	0.0	0.0

Unit of Measurement: Gas and Gas equivalent products: 1000m3, Liquids: m3, Sulphur: MTS

VPR6200

Facility ID ABGS0100484

Facility Name BNP WHITECOURT 16-15 GGS

Facility Licence # 40286

Facility Operator A72X OUTLIER

Production Month	201701	201702	201703	201704	201705	201706	201707	201708	201709	201710	201711	201712	Totals
Receipts													
Receipts from Alberta Facilities	798.5	873.1	942.1	851.7	837.4	853.8	1,173.1	945.2	786.1	761.4	800.5	677.0	10,299.9
Receipts from Non-Alberta Facilities	0.0	0.0	0.0	0.0	0.0	0.0	0.0	0.0	0.0	0.0	0.0	0.0	0.0
Dispositions													
Disposition Battery	0.0	0.0	0.0	0.0	0.0	0.0	0.0	0.0	0.0	0.0	0.0	0.0	0.0
Gas Gathering System	0.0	0.0	0.0	0.0	0.0	0.0	0.0	0.0	0.0	0.0	0.0	0.0	0.0
Gas Plant	798.5	873.1	876.2	851.7	837.4	853.8	1,173.1	945.2	786.1	761.4	800.5	677.0	10,234.0
Injection Facility	0.0	0.0	0.0	0.0	0.0	0.0	0.0	0.0	0.0	0.0	0.0	0.0	0.0
Meter Station	0.0	0.0	0.0	0.0	0.0	0.0	0.0	0.0	0.0	0.0	0.0	0.0	0.0
Other	0.0	0.0	0.0	0.0	0.0	0.0	0.0	0.0	0.0	0.0	0.0	0.0	0.0
Alberta Commercial	0.0	0.0	0.0	0.0	0.0	0.0	0.0	0.0	0.0	0.0	0.0	0.0	0.0
Alberta Industrial	0.0	0.0	0.0	0.0	0.0	0.0	0.0	0.0	0.0	0.0	0.0	0.0	0.0
Alberta Residential	0.0	0.0	0.0	0.0	0.0	0.0	0.0	0.0	0.0	0.0	0.0	0.0	0.0
Alberta Elec.Generation	0.0	0.0	0.0	0.0	0.0	0.0	0.0	0.0	0.0	0.0	0.0	0.0	0.0
Shrinkage Acid Gas	0.0	0.0	0.0	0.0	0.0	0.0	0.0	0.0	0.0	0.0	0.0	0.0	0.0
Other products	0.0	0.0	0.0	2.6	0.0	2.2	0.0	1.2	0.6	0.0	0.0	2.8	9.4
Fuel	0.0	0.0	0.0	0.0	0.0	0.0	0.0	0.0	0.0	0.0	0.0	0.0	0.0
Flared	0.0	0.0	0.0	0.0	0.0	0.0	0.0	0.0	0.0	0.0	0.0	0.0	0.0
Vented	0.0	0.0	0.0	0.0	0.0	0.0	0.0	0.0	0.0	0.0	0.0	0.0	0.0
Diff and Other	0.0	0.0	65.9	-2.6	0.0	-2.2	0.0	-1.2	-0.6	0.0	0.0	-2.8	56.5
Process and Frac													
Pentanes Plus	0.0	0.0	0.0	12.5	0.0	10.5	0.0	5.7	3.0	0.0	0.0	13.4	45.1
Propane	0.0	0.0	0.0	0.0	0.0	0.0	0.0	0.0	0.0	0.0	0.0	0.0	0.0
Butanes	0.0	0.0	0.0	0.0	0.0	0.0	0.0	0.0	0.0	0.0	0.0	0.0	0.0
Ethane	0.0	0.0	0.0	0.0	0.0	0.0	0.0	0.0	0.0	0.0	0.0	0.0	0.0
NGL	0.0	0.0	0.0	0.0	0.0	0.0	0.0	0.0	0.0	0.0	0.0	0.0	0.0
Sulphur	0.0	0.0	0.0	0.0	0.0	0.0	0.0	0.0	0.0	0.0	0.0	0.0	0.0
Sulphur Closing Inv	0.0	0.0	0.0	0.0	0.0	0.0	0.0	0.0	0.0	0.0	0.0	0.0	0.0

VPR6200

Facility ID ABGS0100579

Facility Name BERLAND 07-16-59-24W5 GGS

Facility Licence # 40491

Facility Operator A5D4 CVE

Production Month	201701	201702	201703	201704	201705	201706	201707	201708	201709	201710	201711	201712	Totals
Receipts													
Receipts from Alberta Facilities	1,632.9	1,669.2	1,685.5	1,621.9	1,727.2	1,581.1	1,652.6	1,599.4	1,431.9	1,518.9	1,467.6	1,520.0	19,108.2
Receipts from Non-Alberta Facilities	0.0	0.0	0.0	0.0	0.0	0.0	0.0	0.0	0.0	0.0	0.0	0.0	0.0
Dispositions													
Disposition Battery	0.0	0.0	0.0	0.0	0.0	0.0	0.0	0.0	0.0	0.0	0.0	0.0	0.0
Gas Gathering System	1,336.5	1,585.3	1,604.0	1,558.3	1,729.8	1,593.2	1,678.5	1,640.3	1,460.0	1,529.4	1,404.6	1,432.5	18,552.4
Gas Plant	0.0	0.0	0.0	0.0	0.0	0.0	0.0	0.0	0.0	0.0	0.0	0.0	0.0
Injection Facility	0.0	0.0	0.0	0.0	0.0	0.0	0.0	0.0	0.0	0.0	0.0	0.0	0.0
Meter Station	0.0	0.0	0.0	0.0	0.0	0.0	0.0	0.0	0.0	0.0	0.0	0.0	0.0
Other	0.0	0.0	0.0	0.0	0.0	0.0	0.0	0.0	0.0	0.0	0.0	0.0	0.0
Alberta Commercial	0.0	0.0	0.0	0.0	0.0	0.0	0.0	0.0	0.0	0.0	0.0	0.0	0.0
Alberta Industrial	0.0	0.0	0.0	0.0	0.0	0.0	0.0	0.0	0.0	0.0	0.0	0.0	0.0
Alberta Residential	0.0	0.0	0.0	0.0	0.0	0.0	0.0	0.0	0.0	0.0	0.0	0.0	0.0
Alberta Elec.Generation	0.0	0.0	0.0	0.0	0.0	0.0	0.0	0.0	0.0	0.0	0.0	0.0	0.0
Shrinkage Acid Gas	0.0	0.0	0.0	0.0	0.0	0.0	0.0	0.0	0.0	0.0	0.0	0.0	0.0
Other products	32.3	45.3	41.1	49.7	37.1	58.2	40.4	58.2	39.2	25.1	35.5	42.5	504.6
Fuel	107.8	83.9	77.1	70.6	68.9	35.8	59.6	79.5	122.1	118.2	130.7	112.5	1,066.7
Flared	0.0	0.0	0.0	0.0	0.0	0.0	0.0	0.0	0.0	0.0	0.0	0.0	0.0
Vented	0.0	0.0	0.0	0.0	0.0	0.0	0.0	0.0	0.0	0.0	0.0	0.0	0.0
Diff and Other	156.3	-45.3	-36.7	-56.7	-108.6	-106.1	-125.9	-178.6	-189.4	-153.8	-103.2	-67.5	-1,015.5
Process and Frac													
Pentanes Plus	156.4	219.3	199.0	240.6	179.7	281.5	195.5	281.7	189.8	121.6	171.7	205.5	2,442.3
Propane	0.0	0.0	0.0	0.0	0.0	0.0	0.0	0.0	0.0	0.0	0.0	0.0	0.0
Butanes	0.0	0.0	0.0	0.0	0.0	0.0	0.0	0.0	0.0	0.0	0.0	0.0	0.0
Ethane	0.0	0.0	0.0	0.0	0.0	0.0	0.0	0.0	0.0	0.0	0.0	0.0	0.0
NGL	0.0	0.0	0.0	0.0	0.0	0.0	0.0	0.0	0.0	0.0	0.0	0.0	0.0
Sulphur	0.0	0.0	0.0	0.0	0.0	0.0	0.0	0.0	0.0	0.0	0.0	0.0	0.0
Sulphur Closing Inv	0.0	0.0	0.0	0.0	0.0	0.0	0.0	0.0	0.0	0.0	0.0	0.0	0.0

Unit of Measurement: Gas and Gas equivalent products: 1000m3, Liquids: m3, Sulphur: MTS

VPR6200

Facility ID ABGS0100909

Facility Name IMPERIAL WILSON CREEK K291

Facility Licence # 9067

Facility Operator A7ME GAIN

Production Month	201701	201702	201703	201704	201705	201706	201707	201708	201709	201710	201711	201712	Totals
Receipts													
Receipts from Alberta Facilities	1,946.5	1,693.9	1,846.4	1,861.9	1,796.5	1,668.3	1,666.2	1,594.1	1,512.1	1,504.7	1,408.6	1,337.9	19,837.1
Receipts from Non-Alberta Facilities	0.0	0.0	0.0	0.0	0.0	0.0	0.0	0.0	0.0	0.0	0.0	0.0	0.0
Dispositions													
Disposition Battery	0.0	0.0	0.0	0.0	0.0	0.0	0.0	0.0	0.0	0.0	0.0	0.0	0.0
Gas Gathering System	2,099.8	1,842.3	2,086.7	1,982.6	1,815.5	1,700.7	1,705.9	1,624.5	1,541.7	1,534.1	1,430.5	1,380.4	20,744.7
Gas Plant	0.0	0.0	0.0	0.0	0.0	0.0	0.0	0.0	0.0	0.0	0.0	0.0	0.0
Injection Facility	0.0	0.0	0.0	0.0	0.0	0.0	0.0	0.0	0.0	0.0	0.0	0.0	0.0
Meter Station	0.0	0.0	0.0	0.0	0.0	0.0	0.0	0.0	0.0	0.0	0.0	0.0	0.0
Other	0.0	0.0	0.0	0.0	0.0	0.0	0.0	0.0	0.0	0.0	0.0	0.0	0.0
Alberta Commercial	0.0	0.0	0.0	0.0	0.0	0.0	0.0	0.0	0.0	0.0	0.0	0.0	0.0
Alberta Industrial	0.0	0.0	0.0	0.0	0.0	0.0	0.0	0.0	0.0	0.0	0.0	0.0	0.0
Alberta Residential	0.0	0.0	0.0	0.0	0.0	0.0	0.0	0.0	0.0	0.0	0.0	0.0	0.0
Alberta Elec.Generation	0.0	0.0	0.0	0.0	0.0	0.0	0.0	0.0	0.0	0.0	0.0	0.0	0.0
Shrinkage Acid Gas	0.0	0.0	0.0	0.0	0.0	0.0	0.0	0.0	0.0	0.0	0.0	0.0	0.0
Other products	0.0	0.0	0.0	0.0	0.0	0.0	0.0	0.0	0.0	0.0	0.0	0.0	0.0
Fuel	4.5	4.3	3.0	2.9	1.6	0.0	0.0	0.0	0.0	1.3	1.3	1.9	20.8
Flared	0.2	0.5	0.0	0.3	1.2	0.8	0.8	0.8	0.8	0.3	1.8	2.1	9.6
Vented	0.0	0.0	0.0	0.0	0.0	0.0	0.0	0.0	0.0	0.0	0.0	0.0	0.0
Diff and Other	-158.0	-153.2	-243.3	-123.9	-21.8	-33.2	-40.5	-31.2	-30.4	-31.0	-25.0	-46.5	-938.0
Process and Frac													
Pentanes Plus	0.0	0.0	0.0	0.0	0.2	0.2	0.0	0.0	0.0	0.0	0.0	0.0	0.4
Propane	0.0	0.0	0.0	0.0	0.0	0.0	0.0	0.0	0.0	0.0	0.0	0.0	0.0
Butanes	0.0	0.0	0.0	0.0	0.0	0.0	0.0	0.0	0.0	0.0	0.0	0.0	0.0
Ethane	0.0	0.0	0.0	0.0	0.0	0.0	0.0	0.0	0.0	0.0	0.0	0.0	0.0
NGL	0.0	0.0	0.0	0.0	0.0	0.0	0.0	0.0	0.0	0.0	0.0	0.0	0.0
Sulphur	0.0	0.0	0.0	0.0	0.0	0.0	0.0	0.0	0.0	0.0	0.0	0.0	0.0
Sulphur Closing Inv	0.0	0.0	0.0	0.0	0.0	0.0	0.0	0.0	0.0	0.0	0.0	0.0	0.0

Unit of Measurement: Gas and Gas equivalent products: 1000m3, Liquids: m3, Sulphur: MTS

VPR6200

Facility ID ABGS0101039

Facility Name MIKWAN 5-11 GAS GATHERING

Facility Licence # 40317

Facility Operator ORZ4 SUN CENTURY

Production Month	201701	201702	201703	201704	201705	201706	201707	201708	201709	201710	201711	201712	Totals
Receipts													
Receipts from Alberta Facilities	942.6	925.5	948.0	744.0	1,081.0	1,117.5	1,161.6	1,175.5	1,139.7	1,115.6	1,027.1	1,017.0	12,395.1
Receipts from Non-Alberta Facilities	0.0	0.0	0.0	0.0	0.0	0.0	0.0	0.0	0.0	0.0	0.0	0.0	0.0
Dispositions													
Disposition													
Battery	0.0	0.0	0.0	0.0	0.0	0.0	0.0	0.0	0.0	0.0	0.0	0.0	0.0
Gas Gathering System	0.0	0.0	0.0	0.0	0.0	0.0	0.0	0.0	0.0	0.0	0.0	0.0	0.0
Gas Plant	0.0	0.0	0.0	0.0	0.0	0.0	0.0	0.0	0.0	0.0	0.0	0.0	0.0
Injection Facility	0.0	0.0	0.0	0.0	0.0	0.0	0.0	0.0	0.0	0.0	0.0	0.0	0.0
Meter Station	954.1	925.5	952.8	754.7	923.5	1,016.7	1,058.5	1,080.5	1,032.7	1,010.0	923.4	924.1	11,556.5
Other	0.0	0.0	0.0	0.0	0.0	0.0	0.0	0.0	0.0	0.0	0.0	0.0	0.0
Alberta Commercial	0.0	0.0	0.0	0.0	0.0	0.0	0.0	0.0	0.0	0.0	0.0	0.0	0.0
Alberta Industrial	0.0	0.0	0.0	0.0	0.0	0.0	0.0	0.0	0.0	0.0	0.0	0.0	0.0
Alberta Residential	0.0	0.0	0.0	0.0	0.0	0.0	0.0	0.0	0.0	0.0	0.0	0.0	0.0
Alberta Elec.Generation	0.0	0.0	0.0	0.0	0.0	0.0	0.0	0.0	0.0	0.0	0.0	0.0	0.0
Shrinkage													
Acid Gas	0.0	0.0	0.0	0.0	0.0	0.0	0.0	0.0	0.0	0.0	0.0	0.0	0.0
Other products	0.0	0.0	0.0	0.0	0.0	0.0	0.0	0.1	0.0	0.0	0.0	0.0	0.1
Fuel	0.0	0.0	0.0	0.0	168.5	105.0	105.6	108.0	105.3	107.1	108.2	113.5	921.2
Flared	0.0	0.0	0.0	0.0	0.0	0.0	0.0	0.0	0.0	0.0	0.0	0.0	0.0
Vented	0.0	0.0	0.0	0.1	0.0	0.0	0.0	0.0	0.1	0.1	0.1	0.0	0.4
Diff and Other	-11.5	0.0	-4.8	-10.8	-11.0	-4.2	-2.5	-13.1	1.6	-1.6	-4.6	-20.6	-83.1
Process and Frac													
Pentanes Plus	0.0	0.0	0.0	0.0	0.0	0.0	0.0	0.7	0.0	0.0	0.0	0.0	0.7
Propane	0.0	0.0	0.0	0.0	0.0	0.0	0.0	0.0	0.0	0.0	0.0	0.0	0.0
Butanes	0.0	0.0	0.0	0.0	0.0	0.0	0.0	0.0	0.0	0.0	0.0	0.0	0.0
Ethane	0.0	0.0	0.0	0.0	0.0	0.0	0.0	0.0	0.0	0.0	0.0	0.0	0.0
NGL	0.0	0.0	0.0	0.0	0.0	0.0	0.0	0.0	0.0	0.0	0.0	0.0	0.0
Sulphur	0.0	0.0	0.0	0.0	0.0	0.0	0.0	0.0	0.0	0.0	0.0	0.0	0.0
Sulphur Closing Inv	0.0	0.0	0.0	0.0	0.0	0.0	0.0	0.0	0.0	0.0	0.0	0.0	0.0

Unit of Measurement: Gas and Gas equivalent products: 1000m3, Liquids: m3, Sulphur: MTS

VPR6200
Facility ID ABGS0101951

Facility Name HINTON ANDERSON 1-9-51-24W5

Facility Licence # 40185

Facility Operator A573 TOURMALINE

Production Month	201701	201702	201703	201704	201705	201706	201707	201708	201709	201710	201711	201712	Totals
Receipts													
Receipts from Alberta Facilities	25,219.0	29,908.8	34,687.3	36,965.0	37,868.4	31,451.9	32,121.9	32,460.4	16,355.4	18,817.8	18,783.3	22,929.9	337,569.1
Receipts from Non-Alberta Facilities	0.0	0.0	0.0	0.0	0.0	0.0	0.0	0.0	0.0	0.0	0.0	0.0	0.0
Dispositions													
Disposition													
Battery	0.0	0.0	0.0	0.0	0.0	0.0	0.0	0.0	0.0	0.0	0.0	0.0	0.0
Gas Gathering System	0.0	482.4	4,218.8	5,562.2	7,615.7	0.0	0.0	0.0	0.0	0.0	0.0	1,546.7	19,425.8
Gas Plant	25,253.5	30,064.6	29,942.6	30,682.9	29,471.6	31,245.0	31,937.5	32,515.7	16,355.4	18,817.8	18,783.3	21,383.2	316,453.1
Injection Facility	0.0	0.0	0.0	0.0	0.0	0.0	0.0	0.0	0.0	0.0	0.0	0.0	0.0
Meter Station	0.0	0.0	0.0	0.0	0.0	0.0	0.0	0.0	0.0	0.0	0.0	0.0	0.0
Other	0.0	0.0	0.0	0.0	0.0	0.0	0.0	0.0	0.0	0.0	0.0	0.0	0.0
Alberta Commercial	0.0	0.0	0.0	0.0	0.0	0.0	0.0	0.0	0.0	0.0	0.0	0.0	0.0
Alberta Industrial	0.0	0.0	0.0	0.0	0.0	0.0	0.0	0.0	0.0	0.0	0.0	0.0	0.0
Alberta Residential	0.0	0.0	0.0	0.0	0.0	0.0	0.0	0.0	0.0	0.0	0.0	0.0	0.0
Alberta Elec.Generation	0.0	0.0	0.0	0.0	0.0	0.0	0.0	0.0	0.0	0.0	0.0	0.0	0.0
Shrinkage													
Acid Gas	0.0	0.0	0.0	0.0	0.0	0.0	0.0	0.0	0.0	0.0	0.0	0.0	0.0
Other products	0.0	0.0	20.5	58.4	34.3	0.0	0.0	0.0	0.0	0.0	0.0	0.0	113.2
Fuel	0.0	0.0	30.2	124.3	26.6	24.8	24.1	23.7	0.0	0.0	0.0	0.0	253.7
Flared	0.0	0.0	0.0	0.0	0.0	0.0	0.0	0.0	0.0	0.0	0.0	0.0	0.0
Vented	0.0	0.0	0.0	0.0	0.0	0.0	0.0	0.0	0.0	0.0	0.0	0.0	0.0
Diff and Other	-34.5	-638.2	475.2	537.2	720.2	182.1	160.3	-79.0	0.0	0.0	0.0	0.0	1,323.3
Process and Frac													
Pentanes Plus	0.0	0.0	99.3	282.4	165.8	0.0	0.0	0.0	0.0	0.0	0.0	0.0	547.5
Propane	0.0	0.0	0.0	0.0	0.0	0.0	0.0	0.0	0.0	0.0	0.0	0.0	0.0
Butanes	0.0	0.0	0.0	0.0	0.0	0.0	0.0	0.0	0.0	0.0	0.0	0.0	0.0
Ethane	0.0	0.0	0.0	0.0	0.0	0.0	0.0	0.0	0.0	0.0	0.0	0.0	0.0
NGL	0.0	0.0	0.0	0.0	0.0	0.0	0.0	0.0	0.0	0.0	0.0	0.0	0.0
Sulphur	0.0	0.0	0.0	0.0	0.0	0.0	0.0	0.0	0.0	0.0	0.0	0.0	0.0
Sulphur Closing Inv	0.0	0.0	0.0	0.0	0.0	0.0	0.0	0.0	0.0	0.0	0.0	0.0	0.0

Unit of Measurement: Gas and Gas equivalent products: 1000m3, Liquids: m3, Sulphur: MTS

VPR6200
Facility ID ABGS0101980

Facility Name PFI Pembina 00/07-19-049-10W5/00 GGS

Facility Licence # 35747

Facility Operator A5WB WESTBRICK

Production Month	201701	201702	201703	201704	201705	201706	201707	201708	201709	201710	201711	201712	Totals
Receipts													
Receipts from Alberta Facilities	1,464.7	1,260.5	1,353.6	1,268.6	1,253.3	1,212.8	1,243.7	1,187.0	1,143.3	1,139.5	1,070.9	987.5	14,585.4
Receipts from Non-Alberta Facilities	0.0	0.0	0.0	0.0	0.0	0.0	0.0	0.0	0.0	0.0	0.0	0.0	0.0
Dispositions													
Disposition													
Battery	0.0	0.0	0.0	0.0	0.0	0.0	0.0	0.0	0.0	0.0	0.0	0.0	0.0
Gas Gathering System	1,411.5	1,208.0	1,280.6	1,256.1	1,215.7	1,178.4	1,208.9	1,118.5	1,096.6	1,091.0	1,013.5	892.7	13,971.5
Gas Plant	0.0	0.0	0.0	0.0	0.0	0.0	0.0	0.0	0.0	0.0	0.0	0.0	0.0
Injection Facility	0.0	0.0	0.0	0.0	0.0	0.0	0.0	0.0	0.0	0.0	0.0	0.0	0.0
Meter Station	0.0	0.0	0.0	0.0	0.0	0.0	0.0	0.0	0.0	0.0	0.0	0.0	0.0
Other	20.8	16.8	16.8	17.8	12.3	10.5	9.4	19.2	19.2	14.3	15.3	17.2	189.6
Alberta Commercial	0.0	0.0	0.0	0.0	0.0	0.0	0.0	0.0	0.0	0.0	0.0	0.0	0.0
Alberta Industrial	0.0	0.0	0.0	0.0	0.0	0.0	0.0	0.0	0.0	0.0	0.0	0.0	0.0
Alberta Residential	0.0	0.0	0.0	0.0	0.0	0.0	0.0	0.0	0.0	0.0	0.0	0.0	0.0
Alberta Elec.Generation	0.0	0.0	0.0	0.0	0.0	0.0	0.0	0.0	0.0	0.0	0.0	0.0	0.0
Shrinkage													
Acid Gas	0.0	0.0	0.0	0.0	0.0	0.0	0.0	0.0	0.0	0.0	0.0	0.0	0.0
Other products	0.0	3.2	0.0	0.0	0.0	5.2	0.0	0.0	0.0	0.0	0.0	0.0	8.4
Fuel	35.5	37.2	37.2	37.4	36.3	33.4	32.9	33.6	26.3	27.9	31.4	29.5	398.6
Flared	0.0	0.0	0.0	0.0	0.0	0.0	0.0	0.0	0.0	0.0	0.0	0.0	0.0
Vented	0.6	0.0	1.6	1.5	1.2	1.4	1.2	1.2	1.2	1.5	1.4	1.4	14.2
Diff and Other	-3.7	-4.7	17.4	-44.2	-12.2	-16.1	-8.7	14.5	0.0	4.8	9.3	46.7	3.1
Process and Frac													
Pentanes Plus	0.0	15.4	0.0	0.0	0.0	25.1	0.0	0.0	0.0	0.0	0.0	0.0	40.5
Propane	0.0	0.0	0.0	0.0	0.0	0.0	0.0	0.0	0.0	0.0	0.0	0.0	0.0
Butanes	0.0	0.0	0.0	0.0	0.0	0.0	0.0	0.0	0.0	0.0	0.0	0.0	0.0
Ethane	0.0	0.0	0.0	0.0	0.0	0.0	0.0	0.0	0.0	0.0	0.0	0.0	0.0
NGL	0.0	0.0	0.0	0.0	0.0	0.0	0.0	0.0	0.0	0.0	0.0	0.0	0.0
Sulphur	0.0	0.0	0.0	0.0	0.0	0.0	0.0	0.0	0.0	0.0	0.0	0.0	0.0
Sulphur Closing Inv	0.0	0.0	0.0	0.0	0.0	0.0	0.0	0.0	0.0	0.0	0.0	0.0	0.0

Unit of Measurement: Gas and Gas equivalent products: 1000m3, Liquids: m3, Sulphur: MTS

VPR6200

Facility ID ABGS0102064

Facility Name DETECTOR PEMBINA 15-08-049-06W5

Facility Licence # 39918

Facility Operator A7BC 9924 LTD.

Production Month	201701	201702	201703	201704	201705	201706	201707	201708	201709	201710	201711	201712	Totals
Receipts													
Receipts from Alberta Facilities	366.3	353.1	386.3	372.9	381.6	360.1	359.4	377.7	352.4	379.3	349.8	328.1	4,367.0
Receipts from Non-Alberta Facilities	0.0	0.0	0.0	0.0	0.0	0.0	0.0	0.0	0.0	0.0	0.0	0.0	0.0
Dispositions													
Disposition													
Battery	0.0	0.0	0.0	0.0	0.0	0.0	0.0	0.0	0.0	0.0	0.0	0.0	0.0
Gas Gathering System	0.0	0.0	0.0	0.0	0.0	0.0	0.0	0.0	0.0	0.0	0.0	0.0	0.0
Gas Plant	0.0	0.0	0.0	0.0	0.0	0.0	0.0	0.0	0.0	0.0	0.0	0.0	0.0
Injection Facility	0.0	0.0	0.0	0.0	0.0	0.0	0.0	0.0	0.0	0.0	0.0	0.0	0.0
Meter Station	300.9	293.1	320.2	316.6	323.2	309.9	307.7	314.6	288.3	311.8	283.4	268.5	3,638.2
Other	0.0	0.0	0.0	0.0	0.0	0.0	0.0	0.0	0.0	0.0	0.0	0.0	0.0
Alberta Commercial	0.0	0.0	0.0	0.0	0.0	0.0	0.0	0.0	0.0	0.0	0.0	0.0	0.0
Alberta Industrial	0.0	0.0	0.0	0.0	0.0	0.0	0.0	0.0	0.0	0.0	0.0	0.0	0.0
Alberta Residential	0.0	0.0	0.0	0.0	0.0	0.0	0.0	0.0	0.0	0.0	0.0	0.0	0.0
Alberta Elec.Generation	0.0	0.0	0.0	0.0	0.0	0.0	0.0	0.0	0.0	0.0	0.0	0.0	0.0
Shrinkage													
Acid Gas	0.0	0.0	0.0	0.0	0.0	0.0	0.0	0.0	0.0	0.0	0.0	0.0	0.0
Other products	0.0	0.0	0.0	0.0	0.0	0.0	0.0	0.0	0.0	0.0	0.8	0.0	0.8
Fuel	48.7	43.7	48.7	37.8	39.5	32.3	35.3	46.5	48.0	49.6	49.0	45.4	524.5
Flared	0.0	0.0	0.0	0.0	0.0	0.0	0.0	0.0	0.0	0.0	0.0	0.0	0.0
Vented	0.0	0.0	0.0	0.0	0.0	0.0	0.0	0.0	0.0	0.0	0.0	0.0	0.0
Diff and Other	16.7	16.3	17.4	18.5	18.9	17.9	16.4	16.6	16.1	17.9	16.6	14.2	203.5
Process and Frac													
Pentanes Plus	0.0	0.0	0.0	0.0	0.0	0.0	0.0	0.0	0.0	0.0	3.8	0.0	3.8
Propane	0.0	0.0	0.0	0.0	0.0	0.0	0.0	0.0	0.0	0.0	0.0	0.0	0.0
Butanes	0.0	0.0	0.0	0.0	0.0	0.0	0.0	0.0	0.0	0.0	0.0	0.0	0.0
Ethane	0.0	0.0	0.0	0.0	0.0	0.0	0.0	0.0	0.0	0.0	0.0	0.0	0.0
NGL	0.0	0.0	0.0	0.0	0.0	0.0	0.0	0.0	0.0	0.0	0.0	0.0	0.0
Sulphur	0.0	0.0	0.0	0.0	0.0	0.0	0.0	0.0	0.0	0.0	0.0	0.0	0.0
Sulphur Closing Inv	0.0	0.0	0.0	0.0	0.0	0.0	0.0	0.0	0.0	0.0	0.0	0.0	0.0

Unit of Measurement: Gas and Gas equivalent products: 1000m3, Liquids: m3, Sulphur: MTS

VPR6200
Facility ID ABGS0102106

Facility Name ACL Willesden Green Lake 11-01

Facility Licence # 39420

Facility Operator OAW4 PARA

Production Month	201701	201702	201703	201704	201705	201706	201707	201708	201709	201710	201711	201712	Totals
Receipts													
Receipts from Alberta Facilities	250.8	215.8	230.4	226.7	229.3	226.9	229.3	180.3	218.3	206.6	186.9	151.2	2,552.5
Receipts from Non-Alberta Facilities	0.0	0.0	0.0	0.0	0.0	0.0	0.0	0.0	0.0	0.0	0.0	0.0	0.0
Dispositions													
Disposition													
Battery	0.0	0.0	0.0	0.0	0.0	0.0	0.0	0.0	0.0	0.0	0.0	0.0	0.0
Gas Gathering System	0.0	0.0	0.0	0.0	222.0	217.7	217.7	172.6	207.6	202.6	185.9	138.4	1,564.5
Gas Plant	248.2	213.1	226.7	226.7	0.0	0.0	0.0	0.0	0.0	0.0	0.0	0.0	914.7
Injection Facility	0.0	0.0	0.0	0.0	0.0	0.0	0.0	0.0	0.0	0.0	0.0	0.0	0.0
Meter Station	0.0	0.0	0.0	0.0	0.0	0.0	0.0	0.0	0.0	0.0	0.0	0.0	0.0
Other	0.0	0.0	0.0	0.0	0.0	0.0	0.0	0.0	0.0	0.0	0.0	0.0	0.0
Alberta Commercial	0.0	0.0	0.0	0.0	0.0	0.0	0.0	0.0	0.0	0.0	0.0	0.0	0.0
Alberta Industrial	0.0	0.0	0.0	0.0	0.0	0.0	0.0	0.0	0.0	0.0	0.0	0.0	0.0
Alberta Residential	0.0	0.0	0.0	0.0	0.0	0.0	0.0	0.0	0.0	0.0	0.0	0.0	0.0
Alberta Elec.Generation	0.0	0.0	0.0	0.0	0.0	0.0	0.0	0.0	0.0	0.0	0.0	0.0	0.0
Shrinkage													
Acid Gas	0.0	0.0	0.0	0.0	0.0	0.0	0.0	0.0	0.0	0.0	0.0	0.0	0.0
Other products	6.9	1.6	3.1	3.5	3.2	2.9	1.5	0.0	3.3	2.3	0.7	2.6	31.6
Fuel	0.0	0.8	0.9	0.9	0.3	0.3	0.3	0.3	0.0	0.9	0.9	0.0	5.6
Flared	0.0	0.0	0.0	0.0	0.0	0.0	0.0	0.0	0.0	0.0	0.0	0.0	0.0
Vented	0.0	0.0	0.0	0.0	0.0	0.0	0.0	0.0	0.0	0.0	0.0	0.0	0.0
Diff and Other	-4.3	0.3	-0.3	-4.4	3.8	6.0	9.8	7.4	7.4	0.8	-0.6	10.2	36.1
Process and Frac													
Pentanes Plus	33.5	7.7	15.1	16.8	15.3	14.2	7.4	0.0	16.1	11.2	3.4	12.4	153.1
Propane	0.0	0.0	0.0	0.0	0.0	0.0	0.0	0.0	0.0	0.0	0.0	0.0	0.0
Butanes	0.0	0.0	0.0	0.0	0.0	0.0	0.0	0.0	0.0	0.0	0.0	0.0	0.0
Ethane	0.0	0.0	0.0	0.0	0.0	0.0	0.0	0.0	0.0	0.0	0.0	0.0	0.0
NGL	0.0	0.0	0.0	0.0	0.0	0.0	0.0	0.0	0.0	0.0	0.0	0.0	0.0
Sulphur	0.0	0.0	0.0	0.0	0.0	0.0	0.0	0.0	0.0	0.0	0.0	0.0	0.0
Sulphur Closing Inv	0.0	0.0	0.0	0.0	0.0	0.0	0.0	0.0	0.0	0.0	0.0	0.0	0.0

Unit of Measurement: Gas and Gas equivalent products: 1000m3, Liquids: m3, Sulphur: MTS

VPR6200

Facility ID ABGS0103392

Facility Name GAYFORD 10-31-026-23W4

Facility Licence # 21046

Facility Operator A1H9 EMBER

Production Month	201701	201702	201703	201704	201705	201706	201707	201708	201709	201710	201711	201712	Totals
Receipts													
Receipts from Alberta Facilities	7,487.3	7,419.9	8,124.5	8,065.9	8,387.9	8,272.0	8,094.7	8,498.3	8,184.2	8,596.7	7,843.5	7,754.5	96,729.4
Receipts from Non-Alberta Facilities	0.0	0.0	0.0	0.0	0.0	0.0	0.0	0.0	0.0	0.0	0.0	0.0	0.0
Dispositions													
Disposition													
Battery	0.0	0.0	0.0	0.0	0.0	0.0	0.0	0.0	0.0	0.0	0.0	0.0	0.0
Gas Gathering System	0.0	0.0	0.0	0.0	0.0	0.0	0.0	0.0	0.0	0.0	0.0	0.0	0.0
Gas Plant	0.0	0.0	0.0	0.0	0.0	0.0	0.0	0.0	0.0	0.0	0.0	0.0	0.0
Injection Facility	0.0	0.0	0.0	0.0	0.0	0.0	0.0	0.0	0.0	0.0	0.0	0.0	0.0
Meter Station	7,655.0	7,588.7	8,288.0	8,219.3	8,564.1	8,460.4	8,247.5	8,695.7	8,455.4	8,871.3	8,127.1	8,065.9	99,238.4
Other	0.0	0.0	0.0	0.0	0.0	0.0	0.0	0.0	0.0	0.0	0.0	0.0	0.0
Alberta Commercial	0.0	0.0	0.0	0.0	0.0	0.0	0.0	0.0	0.0	0.0	0.0	0.0	0.0
Alberta Industrial	0.0	0.0	0.0	0.0	0.0	0.0	0.0	0.0	0.0	0.0	0.0	0.0	0.0
Alberta Residential	0.0	0.0	0.0	0.0	0.0	0.0	0.0	0.0	0.0	0.0	0.0	0.0	0.0
Alberta Elec.Generation	0.0	0.0	0.0	0.0	0.0	0.0	0.0	0.0	0.0	0.0	0.0	0.0	0.0
Shrinkage													
Acid Gas	0.0	0.0	0.0	0.0	0.0	0.0	0.0	0.0	0.0	0.0	0.0	0.0	0.0
Other products	0.0	0.0	0.0	0.0	0.0	0.0	1.3	1.2	3.2	2.2	3.4	1.4	16.1
Fuel	0.0	0.0	0.0	0.0	0.0	0.0	0.0	0.0	0.0	0.0	0.0	0.0	0.0
Flared	0.0	0.0	0.0	0.0	0.0	0.0	0.0	0.0	0.0	0.0	0.0	0.0	0.0
Vented	0.0	0.0	0.0	0.0	0.0	0.0	0.0	0.0	0.0	0.0	0.0	0.0	0.0
Diff and Other	-167.7	-168.8	-163.5	-153.4	-176.2	-189.7	-154.0	-200.6	-273.4	-278.0	-287.0	-312.8	-2,525.1
Process and Frac													
Pentanes Plus	0.0	0.0	0.0	0.0	0.0	6.5	5.9	15.3	10.7	16.5	16.6	6.9	78.4
Propane	0.0	0.0	0.0	0.0	0.0	0.0	0.0	0.0	0.0	0.0	0.0	0.0	0.0
Butanes	0.0	0.0	0.0	0.0	0.0	0.0	0.0	0.0	0.0	0.0	0.0	0.0	0.0
Ethane	0.0	0.0	0.0	0.0	0.0	0.0	0.0	0.0	0.0	0.0	0.0	0.0	0.0
NGL	0.0	0.0	0.0	0.0	0.0	0.0	0.0	0.0	0.0	0.0	0.0	0.0	0.0
Sulphur	0.0	0.0	0.0	0.0	0.0	0.0	0.0	0.0	0.0	0.0	0.0	0.0	0.0
Sulphur Closing Inv	0.0	0.0	0.0	0.0	0.0	0.0	0.0	0.0	0.0	0.0	0.0	0.0	0.0

Unit of Measurement: Gas and Gas equivalent products: 1000m3, Liquids: m3, Sulphur: MTS

VPR6200

Facility ID ABGS0105260

Facility Name GULL LAKE 14-22-41-28W4

Facility Licence # 8774

Facility Operator A2PH JOURNEY

Production Month	201701	201702	201703	201704	201705	201706	201707	201708	201709	201710	201711	201712	Totals
Receipts													
Receipts from Alberta Facilities	775.7	663.0	743.9	724.4	856.0	819.2	827.4	819.8	703.9	205.9	289.7	235.1	7,664.0
Receipts from Non-Alberta Facilities	0.0	0.0	0.0	0.0	0.0	0.0	0.0	0.0	0.0	0.0	0.0	0.0	0.0
Dispositions													
Disposition													
Battery	0.0	0.0	0.0	0.0	0.0	0.0	0.0	0.0	0.0	0.0	0.0	0.0	0.0
Gas Gathering System	771.0	667.0	709.5	698.7	728.8	676.1	692.0	670.8	571.7	190.3	258.8	248.1	6,882.8
Gas Plant	0.0	0.0	0.0	0.0	0.0	0.0	0.0	0.0	0.0	0.0	0.0	0.0	0.0
Injection Facility	0.0	0.0	0.0	0.0	0.0	0.0	0.0	0.0	0.0	0.0	0.0	0.0	0.0
Meter Station	0.0	0.0	0.0	0.0	0.0	0.0	0.0	0.0	0.0	0.0	0.0	0.0	0.0
Other	0.0	0.0	0.0	0.0	0.0	0.0	0.0	0.0	0.0	0.0	0.0	0.0	0.0
Alberta Commercial	0.0	0.0	0.0	0.0	0.0	0.0	0.0	0.0	0.0	0.0	0.0	0.0	0.0
Alberta Industrial	0.0	0.0	0.0	0.0	0.0	0.0	0.0	0.0	0.0	0.0	0.0	0.0	0.0
Alberta Residential	0.0	0.0	0.0	0.0	0.0	0.0	0.0	0.0	0.0	0.0	0.0	0.0	0.0
Alberta Elec.Generation	0.0	0.0	0.0	0.0	0.0	0.0	0.0	0.0	0.0	0.0	0.0	0.0	0.0
Shrinkage													
Acid Gas	0.0	0.0	0.0	0.0	0.0	0.0	0.0	0.0	0.0	0.0	0.0	0.0	0.0
Other products	3.7	5.2	4.9	4.8	0.0	0.0	0.0	0.0	0.0	0.0	0.0	0.0	18.6
Fuel	12.9	11.1	12.9	0.0	127.2	143.1	135.4	149.0	132.6	15.6	30.9	0.0	770.7
Flared	0.0	0.0	0.0	0.0	0.0	0.0	0.0	0.0	0.0	0.0	0.0	0.0	0.0
Vented	0.0	0.0	0.0	0.0	0.0	0.0	0.0	0.0	0.0	0.0	0.0	0.0	0.0
Diff and Other	-11.9	-20.3	16.6	20.9	0.0	0.0	0.0	0.0	-0.4	0.0	0.0	-13.0	-8.1
Process and Frac													
Pentanes Plus	17.9	25.2	23.5	23.0	0.0	0.0	0.0	0.0	0.0	0.0	0.0	0.0	89.6
Propane	0.0	0.0	0.0	0.0	0.0	0.0	0.0	0.0	0.0	0.0	0.0	0.0	0.0
Butanes	0.0	0.0	0.0	0.0	0.0	0.0	0.0	0.0	0.0	0.0	0.0	0.0	0.0
Ethane	0.0	0.0	0.0	0.0	0.0	0.0	0.0	0.0	0.0	0.0	0.0	0.0	0.0
NGL	0.0	0.0	0.0	0.0	0.0	0.0	0.0	0.0	0.0	0.0	0.0	0.0	0.0
Sulphur	0.0	0.0	0.0	0.0	0.0	0.0	0.0	0.0	0.0	0.0	0.0	0.0	0.0
Sulphur Closing Inv	0.0	0.0	0.0	0.0	0.0	0.0	0.0	0.0	0.0	0.0	0.0	0.0	0.0

Unit of Measurement: Gas and Gas equivalent products: 1000m3, Liquids: m3, Sulphur: MTS

VPR6200

Facility ID ABGS0106792

Facility Name Pine Creek 02/8-33-54-17W5 GS

Facility Licence # 41281

Facility Operator A5YK VELVET

Production Month	201701	201702	201703	201704	201705	201706	201707	201708	201709	201710	201711	201712	Totals
Receipts													
Receipts from Alberta Facilities	4,001.8	3,200.6	3,481.0	3,384.0	3,531.1	2,895.0	2,842.0	2,928.4	3,016.9	3,229.1	4,400.0	4,616.9	41,526.8
Receipts from Non-Alberta Facilities	0.0	0.0	0.0	0.0	0.0	0.0	0.0	0.0	0.0	0.0	0.0	0.0	0.0
Dispositions													
Disposition													
Battery	0.0	0.0	0.0	0.0	0.0	0.0	0.0	0.0	0.0	0.0	0.0	0.0	0.0
Gas Gathering System	3,884.3	3,108.9	3,351.2	3,319.7	3,397.3	3,065.1	2,881.6	2,903.5	2,959.4	3,144.1	4,222.3	4,407.9	40,645.3
Gas Plant	0.0	0.0	0.0	0.0	0.0	0.0	0.0	0.0	0.0	0.0	0.0	0.0	0.0
Injection Facility	0.0	0.0	0.0	0.0	0.0	0.0	0.0	0.0	0.0	0.0	0.0	0.0	0.0
Meter Station	0.0	0.0	0.0	0.0	0.0	0.0	0.0	0.0	0.0	0.0	0.0	0.0	0.0
Other	0.0	0.0	0.0	0.0	0.0	0.0	0.0	0.0	0.0	0.0	0.0	0.0	0.0
Alberta Commercial	0.0	0.0	0.0	0.0	0.0	0.0	0.0	0.0	0.0	0.0	0.0	0.0	0.0
Alberta Industrial	0.0	0.0	0.0	0.0	0.0	0.0	0.0	0.0	0.0	0.0	0.0	0.0	0.0
Alberta Residential	0.0	0.0	0.0	0.0	0.0	0.0	0.0	0.0	0.0	0.0	0.0	0.0	0.0
Alberta Elec.Generation	0.0	0.0	0.0	0.0	0.0	0.0	0.0	0.0	0.0	0.0	0.0	0.0	0.0
Shrinkage													
Acid Gas	0.0	0.0	0.0	0.0	0.0	0.0	0.0	0.0	0.0	0.0	0.0	0.0	0.0
Other products	17.9	13.1	15.6	2.7	6.8	19.6	20.6	23.5	42.6	8.3	10.1	5.3	186.1
Fuel	109.3	91.7	99.5	96.5	97.1	91.0	90.1	88.5	85.6	90.9	94.2	97.1	1,131.5
Flared	0.0	0.0	0.0	0.0	0.0	0.0	0.0	0.0	0.0	0.0	0.0	0.0	0.0
Vented	0.0	0.0	0.0	0.0	0.0	0.0	0.0	0.0	0.0	0.0	0.0	0.0	0.0
Diff and Other	-9.7	-13.1	14.7	-34.9	29.9	-280.7	-150.3	-87.1	-70.7	-14.2	73.4	106.6	-436.1
Process and Frac													
Pentanes Plus	86.6	63.5	75.5	13.1	33.1	94.6	99.5	113.9	206.0	40.4	49.0	25.6	900.8
Propane	0.0	0.0	0.0	0.0	0.0	0.0	0.0	0.0	0.0	0.0	0.0	0.0	0.0
Butanes	0.0	0.0	0.0	0.0	0.0	0.0	0.0	0.0	0.0	0.0	0.0	0.0	0.0
Ethane	0.0	0.0	0.0	0.0	0.0	0.0	0.0	0.0	0.0	0.0	0.0	0.0	0.0
NGL	0.0	0.0	0.0	0.0	0.0	0.0	0.0	0.0	0.0	0.0	0.0	0.0	0.0
Sulphur	0.0	0.0	0.0	0.0	0.0	0.0	0.0	0.0	0.0	0.0	0.0	0.0	0.0
Sulphur Closing Inv	0.0	0.0	0.0	0.0	0.0	0.0	0.0	0.0	0.0	0.0	0.0	0.0	0.0

Unit of Measurement: Gas and Gas equivalent products: 1000m3, Liquids: m3, Sulphur: MTS

VPR6200
Facility ID ABGS0106864

Facility Name BIRCHCLIFF POUCE COUPE 3-22-78-12

Facility Licence # 40702

Facility Operator A12R BIR

Production Month	201701	201702	201703	201704	201705	201706	201707	201708	201709	201710	201711	201712	Totals
Receipts													
Receipts from Alberta Facilities	151,637.4	142,157.9	157,284.4	152,705.0	155,407.6	166,037.3	172,464.1	190,376.0	195,868.8	241,332.5	237,077.6	254,405.0	2,216,753.6
Receipts from Non-Alberta Facilities	0.0	0.0	0.0	0.0	0.0	0.0	0.0	0.0	0.0	0.0	0.0	0.0	0.0
Dispositions													
Disposition													
Battery	0.0	0.0	0.0	0.0	0.0	0.0	0.0	0.0	0.0	0.0	0.0	0.0	0.0
Gas Gathering System	0.0	0.0	0.0	0.0	0.0	16,089.9	16,359.1	19,596.6	19,972.8	20,393.1	18,550.5	18,973.9	129,935.9
Gas Plant	154,374.1	142,201.3	157,311.0	152,784.8	155,500.7	149,443.9	155,740.6	170,185.8	175,366.2	220,229.6	217,950.7	234,904.8	2,085,993.5
Injection Facility	0.0	0.0	0.0	0.0	0.0	0.0	0.0	0.0	0.0	0.0	0.0	0.0	0.0
Meter Station	0.0	0.0	0.0	0.0	0.0	0.0	0.0	0.0	0.0	0.0	0.0	0.0	0.0
Other	0.0	0.0	0.0	0.0	0.0	0.0	0.0	0.0	0.0	0.0	0.0	0.0	0.0
Alberta Commercial	0.0	0.0	0.0	0.0	0.0	0.0	0.0	0.0	0.0	0.0	0.0	0.0	0.0
Alberta Industrial	0.0	0.0	0.0	0.0	0.0	0.0	0.0	0.0	0.0	0.0	0.0	0.0	0.0
Alberta Residential	0.0	0.0	0.0	0.0	0.0	0.0	0.0	0.0	0.0	0.0	0.0	0.0	0.0
Alberta Elec.Generation	0.0	0.0	0.0	0.0	0.0	0.0	0.0	0.0	0.0	0.0	0.0	0.0	0.0
Shrinkage													
Acid Gas	0.0	0.0	0.0	0.0	0.0	0.0	0.0	0.0	0.0	0.0	0.0	0.0	0.0
Other products	0.0	0.0	0.0	0.0	0.0	0.0	3.5	0.0	0.0	0.0	0.0	0.0	3.5
Fuel	0.0	0.0	0.0	0.0	0.0	340.9	331.4	392.4	399.2	394.3	402.0	413.5	2,673.7
Flared	0.0	0.0	0.0	0.0	0.0	4.2	7.5	8.9	8.9	4.2	5.4	14.1	53.2
Vented	0.0	0.0	0.0	0.0	0.0	0.0	0.0	0.0	0.0	0.0	0.0	0.0	0.0
Diff and Other	-2,736.7	-43.4	-26.6	-79.8	-93.1	158.4	22.0	192.3	121.7	311.3	169.0	98.7	-1,906.2
Process and Frac													
Pentanes Plus	0.0	0.0	0.0	0.0	0.0	0.0	17.0	0.0	0.0	0.0	0.0	0.0	17.0
Propane	0.0	0.0	0.0	0.0	0.0	0.0	0.0	0.0	0.0	0.0	0.0	0.0	0.0
Butanes	0.0	0.0	0.0	0.0	0.0	0.0	0.0	0.0	0.0	0.0	0.0	0.0	0.0
Ethane	0.0	0.0	0.0	0.0	0.0	0.0	0.0	0.0	0.0	0.0	0.0	0.0	0.0
NGL	0.0	0.0	0.0	0.0	0.0	0.0	0.0	0.0	0.0	0.0	0.0	0.0	0.0
Sulphur	0.0	0.0	0.0	0.0	0.0	0.0	0.0	0.0	0.0	0.0	0.0	0.0	0.0
Sulphur Closing Inv	0.0	0.0	0.0	0.0	0.0	0.0	0.0	0.0	0.0	0.0	0.0	0.0	0.0

Unit of Measurement: Gas and Gas equivalent products: 1000m3, Liquids: m3, Sulphur: MTS

VPR6200

Facility ID ABGS0107260

Facility Name PINE CREEK 13-11-056-19W5 GGS.

Facility Licence # 41464

Facility Operator A5RX BEC

Production Month	201701	201702	201703	201704	201705	201706	201707	201708	201709	201710	201711	201712	Totals
Receipts													
Receipts from Alberta Facilities	1,174.3	1,042.7	1,115.4	0.0	0.0	0.0	0.0	0.0	0.0	0.0	0.0	0.0	3,332.4
Receipts from Non-Alberta Facilities	0.0	0.0	0.0	0.0	0.0	0.0	0.0	0.0	0.0	0.0	0.0	0.0	0.0
Dispositions													
Disposition													
Battery	0.0	0.0	0.0	0.0	0.0	0.0	0.0	0.0	0.0	0.0	0.0	0.0	0.0
Gas Gathering System	1,216.5	1,103.2	1,096.6	0.0	0.0	0.0	0.0	0.0	0.0	0.0	0.0	0.0	3,416.3
Gas Plant	0.0	0.0	0.0	0.0	0.0	0.0	0.0	0.0	0.0	0.0	0.0	0.0	0.0
Injection Facility	0.0	0.0	0.0	0.0	0.0	0.0	0.0	0.0	0.0	0.0	0.0	0.0	0.0
Meter Station	0.0	0.0	0.0	0.0	0.0	0.0	0.0	0.0	0.0	0.0	0.0	0.0	0.0
Other	0.0	0.0	0.0	0.0	0.0	0.0	0.0	0.0	0.0	0.0	0.0	0.0	0.0
Alberta Commercial	0.0	0.0	0.0	0.0	0.0	0.0	0.0	0.0	0.0	0.0	0.0	0.0	0.0
Alberta Industrial	0.0	0.0	0.0	0.0	0.0	0.0	0.0	0.0	0.0	0.0	0.0	0.0	0.0
Alberta Residential	0.0	0.0	0.0	0.0	0.0	0.0	0.0	0.0	0.0	0.0	0.0	0.0	0.0
Alberta Elec.Generation	0.0	0.0	0.0	0.0	0.0	0.0	0.0	0.0	0.0	0.0	0.0	0.0	0.0
Shrinkage													
Acid Gas	0.0	0.0	0.0	0.0	0.0	0.0	0.0	0.0	0.0	0.0	0.0	0.0	0.0
Other products	3.3	3.0	0.0	0.0	0.0	0.0	0.0	0.0	0.0	0.0	0.0	0.0	6.3
Fuel	0.0	0.0	0.0	0.0	0.0	0.0	0.0	0.0	0.0	0.0	0.0	0.0	0.0
Flared	0.0	0.0	0.0	0.0	0.0	0.0	0.0	0.0	0.0	0.0	0.0	0.0	0.0
Vented	0.0	0.0	0.0	0.0	0.0	0.0	0.0	0.0	0.0	0.0	0.0	0.0	0.0
Diff and Other	-45.5	-63.5	18.8	0.0	0.0	0.0	0.0	0.0	0.0	0.0	0.0	0.0	-90.2
Process and Frac													
Pentanes Plus	15.9	14.7	0.0	0.0	0.0	0.0	0.0	0.0	0.0	0.0	0.0	0.0	30.6
Propane	0.0	0.0	0.0	0.0	0.0	0.0	0.0	0.0	0.0	0.0	0.0	0.0	0.0
Butanes	0.0	0.0	0.0	0.0	0.0	0.0	0.0	0.0	0.0	0.0	0.0	0.0	0.0
Ethane	0.0	0.0	0.0	0.0	0.0	0.0	0.0	0.0	0.0	0.0	0.0	0.0	0.0
NGL	0.0	0.0	0.0	0.0	0.0	0.0	0.0	0.0	0.0	0.0	0.0	0.0	0.0
Sulphur	0.0	0.0	0.0	0.0	0.0	0.0	0.0	0.0	0.0	0.0	0.0	0.0	0.0
Sulphur Closing Inv	0.0	0.0	0.0	0.0	0.0	0.0	0.0	0.0	0.0	0.0	0.0	0.0	0.0

Unit of Measurement: Gas and Gas equivalent products: 1000m3, Liquids: m3, Sulphur: MTS

VPR6200

Facility ID ABGS0107752

Facility Name PENNWEST HOMRIMBY

Facility Licence # 25384

Facility Operator OTM9 NAL

Production Month	201701	201702	201703	201704	201705	201706	201707	201708	201709	201710	201711	201712	Totals
Receipts													
Receipts from Alberta Facilities	1,454.0	1,471.2	2,590.0	2,910.8	4,152.6	3,814.0	3,820.4	3,777.3	3,317.3	3,482.0	3,026.4	2,944.2	36,760.2
Receipts from Non-Alberta Facilities	0.0	0.0	0.0	0.0	0.0	0.0	0.0	0.0	0.0	0.0	0.0	0.0	0.0
Dispositions													
Disposition													
Battery	0.0	0.0	0.0	0.0	0.0	0.0	0.0	0.0	0.0	0.0	0.0	0.0	0.0
Gas Gathering System	1,309.0	1,355.6	2,620.5	2,860.2	4,161.0	3,793.9	3,700.7	3,620.9	3,171.4	3,326.5	2,922.2	2,833.7	35,675.6
Gas Plant	0.0	0.0	0.0	0.0	0.0	0.0	0.0	0.0	0.0	0.0	0.0	0.0	0.0
Injection Facility	0.0	0.0	0.0	0.0	0.0	0.0	0.0	0.0	0.0	0.0	0.0	0.0	0.0
Meter Station	0.0	0.0	0.0	0.0	0.0	0.0	0.0	0.0	0.0	0.0	0.0	0.0	0.0
Other	0.0	0.0	0.0	0.0	0.0	0.0	0.0	0.0	0.0	0.0	0.0	0.0	0.0
Alberta Commercial	0.0	0.0	0.0	0.0	0.0	0.0	0.0	0.0	0.0	0.0	0.0	0.0	0.0
Alberta Industrial	0.0	0.0	0.0	0.0	0.0	0.0	0.0	0.0	0.0	0.0	0.0	0.0	0.0
Alberta Residential	0.0	0.0	0.0	0.0	0.0	0.0	0.0	0.0	0.0	0.0	0.0	0.0	0.0
Alberta Elec.Generation	0.0	0.0	0.0	0.0	0.0	0.0	0.0	0.0	0.0	0.0	0.0	0.0	0.0
Shrinkage													
Acid Gas	0.0	0.0	0.0	0.0	0.0	0.0	0.0	0.0	0.0	0.0	0.0	0.0	0.0
Other products	2.9	1.0	0.5	1.6	2.3	1.1	1.4	2.3	1.7	1.0	0.6	0.5	16.9
Fuel	76.6	71.4	89.5	120.8	194.8	187.4	187.9	186.4	157.4	175.5	156.8	149.6	1,754.1
Flared	0.0	0.0	0.0	0.0	0.0	0.0	0.0	0.0	0.0	0.0	0.0	0.0	0.0
Vented	0.0	0.0	0.0	0.0	0.2	0.2	0.0	0.0	0.1	0.1	0.0	0.1	0.7
Diff and Other	65.5	43.2	-120.5	-71.8	-205.7	-168.6	-69.6	-32.3	-13.3	-21.1	-53.2	-39.7	-687.1
Process and Frac													
Pentanes Plus	14.2	4.7	2.2	7.8	11.3	5.2	6.6	11.1	8.0	4.7	2.8	2.6	81.2
Propane	0.0	0.0	0.0	0.0	0.0	0.0	0.0	0.0	0.0	0.0	0.0	0.0	0.0
Butanes	0.0	0.0	0.0	0.0	0.0	0.0	0.0	0.0	0.0	0.0	0.0	0.0	0.0
Ethane	0.0	0.0	0.0	0.0	0.0	0.0	0.0	0.0	0.0	0.0	0.0	0.0	0.0
NGL	0.0	0.0	0.0	0.0	0.0	0.0	0.0	0.0	0.0	0.0	0.0	0.0	0.0
Sulphur	0.0	0.0	0.0	0.0	0.0	0.0	0.0	0.0	0.0	0.0	0.0	0.0	0.0
Sulphur Closing Inv	0.0	0.0	0.0	0.0	0.0	0.0	0.0	0.0	0.0	0.0	0.0	0.0	0.0

Unit of Measurement: Gas and Gas equivalent products: 1000m3, Liquids: m3, Sulphur: MTS

VPR6200

Facility ID ABGS0107762

Facility Name GILBY 06-23-040-03W5

Facility Licence # 8216

Facility Operator A5D4 CVE

Production Month	201701	201702	201703	201704	201705	201706	201707	201708	201709	201710	201711	201712	Totals
Receipts													
Receipts from Alberta Facilities	753.0	764.8	901.7	313.8	233.2	862.0	865.1	893.9	848.0	927.0	892.2	948.7	9,203.4
Receipts from Non-Alberta Facilities	0.0	0.0	0.0	0.0	0.0	0.0	0.0	0.0	0.0	0.0	0.0	0.0	0.0
Dispositions													
Disposition													
Battery	0.0	0.0	0.0	0.0	0.0	0.0	0.0	0.0	0.0	0.0	0.0	0.0	0.0
Gas Gathering System	674.8	675.0	800.8	281.3	217.6	798.4	802.3	812.0	757.0	840.3	800.3	846.8	8,306.6
Gas Plant	0.0	0.0	0.0	0.0	0.0	0.0	0.0	0.0	0.0	0.0	0.0	0.0	0.0
Injection Facility	0.0	0.0	0.0	0.0	0.0	0.0	0.0	0.0	0.0	0.0	0.0	0.0	0.0
Meter Station	0.0	0.0	0.0	0.0	0.0	0.0	0.0	0.0	0.0	0.0	0.0	0.0	0.0
Other	0.0	0.0	0.0	0.0	0.0	0.0	0.0	0.0	0.0	0.0	0.0	0.0	0.0
Alberta Commercial	0.0	0.0	0.0	0.0	0.0	0.0	0.0	0.0	0.0	0.0	0.0	0.0	0.0
Alberta Industrial	0.0	0.0	0.0	0.0	0.0	0.0	0.0	0.0	0.0	0.0	0.0	0.0	0.0
Alberta Residential	0.0	0.0	0.0	0.0	0.0	0.0	0.0	0.0	0.0	0.0	0.0	0.0	0.0
Alberta Elec.Generation	0.0	0.0	0.0	0.0	0.0	0.0	0.0	0.0	0.0	0.0	0.0	0.0	0.0
Shrinkage													
Acid Gas	0.0	0.0	0.0	0.0	0.0	0.0	0.0	0.0	0.0	0.0	0.0	0.0	0.0
Other products	0.2	4.6	2.1	3.3	0.0	2.3	1.6	0.5	2.1	4.3	2.5	1.9	25.4
Fuel	53.9	48.3	58.6	20.6	16.8	57.1	61.7	61.4	63.7	65.5	61.7	63.5	632.8
Flared	0.0	0.0	0.0	0.0	0.0	0.0	0.0	0.0	0.0	0.0	0.0	0.0	0.0
Vented	0.3	1.1	0.3	1.1	0.3	0.8	0.5	0.0	0.0	0.8	0.8	0.8	6.8
Diff and Other	23.8	35.8	39.9	7.5	-1.5	3.4	-1.0	20.0	25.2	16.1	26.9	35.7	231.8
Process and Frac													
Pentanes Plus	0.9	22.4	10.1	15.8	0.0	11.1	7.9	2.4	10.2	20.8	11.9	9.0	122.5
Propane	0.0	0.0	0.0	0.0	0.0	0.0	0.0	0.0	0.0	0.0	0.0	0.0	0.0
Butanes	0.0	0.0	0.0	0.0	0.0	0.0	0.0	0.0	0.0	0.0	0.0	0.0	0.0
Ethane	0.0	0.0	0.0	0.0	0.0	0.0	0.0	0.0	0.0	0.0	0.0	0.0	0.0
NGL	0.0	0.0	0.0	0.0	0.0	0.0	0.0	0.0	0.0	0.0	0.0	0.0	0.0
Sulphur	0.0	0.0	0.0	0.0	0.0	0.0	0.0	0.0	0.0	0.0	0.0	0.0	0.0
Sulphur Closing Inv	0.0	0.0	0.0	0.0	0.0	0.0	0.0	0.0	0.0	0.0	0.0	0.0	0.0

Unit of Measurement: Gas and Gas equivalent products: 1000m3, Liquids: m3, Sulphur: MTS

VPR6200

Facility ID ABGS0107807

Facility Name PENNWEST PEMBINA

Facility Licence # 9712

Facility Operator OTM9 NAL

Production Month	201701	201702	201703	201704	201705	201706	201707	201708	201709	201710	201711	201712	Totals
Receipts													
Receipts from Alberta Facilities	943.9	842.7	897.3	885.9	852.0	924.2	774.7	970.1	965.2	998.5	945.9	825.3	10,825.7
Receipts from Non-Alberta Facilities	0.0	0.0	0.0	0.0	0.0	0.0	0.0	0.0	0.0	0.0	0.0	0.0	0.0
Dispositions													
Disposition													
Battery	0.0	0.0	0.0	0.0	0.0	0.0	0.0	0.0	0.0	0.0	0.0	0.0	0.0
Gas Gathering System	930.3	828.6	864.6	857.6	828.7	906.0	746.8	960.2	952.4	1,001.0	1,012.3	898.9	10,787.4
Gas Plant	0.0	0.0	0.0	0.0	0.0	0.0	0.0	0.0	0.0	0.0	0.0	0.0	0.0
Injection Facility	0.0	0.0	0.0	0.0	0.0	0.0	0.0	0.0	0.0	0.0	0.0	0.0	0.0
Meter Station	0.0	0.0	0.0	0.0	0.0	0.0	0.0	0.0	0.0	0.0	0.0	0.0	0.0
Other	0.0	0.0	0.0	0.0	0.0	0.0	0.0	0.0	0.0	0.0	0.0	0.0	0.0
Alberta Commercial	0.0	0.0	0.0	0.0	0.0	0.0	0.0	0.0	0.0	0.0	0.0	0.0	0.0
Alberta Industrial	0.0	0.0	0.0	0.0	0.0	0.0	0.0	0.0	0.0	0.0	0.0	0.0	0.0
Alberta Residential	0.0	0.0	0.0	0.0	0.0	0.0	0.0	0.0	0.0	0.0	0.0	0.0	0.0
Alberta Elec.Generation	0.0	0.0	0.0	0.0	0.0	0.0	0.0	0.0	0.0	0.0	0.0	0.0	0.0
Shrinkage													
Acid Gas	0.0	0.0	0.0	0.0	0.0	0.0	0.0	0.0	0.0	0.0	0.0	0.0	0.0
Other products	2.9	3.1	3.3	1.9	1.1	1.7	0.8	1.2	1.4	1.4	2.9	2.7	24.4
Fuel	52.9	47.7	53.4	50.1	50.1	49.8	36.5	50.0	54.2	53.3	53.1	53.7	604.8
Flared	0.0	0.0	0.0	0.0	0.0	0.0	0.0	0.0	0.0	0.0	0.0	0.0	0.0
Vented	0.0	0.0	0.0	0.0	0.0	0.0	0.0	0.0	0.0	0.0	0.0	0.0	0.0
Diff and Other	-42.2	-36.7	-24.0	-23.7	-27.9	-33.3	-9.4	-41.3	-42.8	-57.2	-122.4	-130.0	-590.9
Process and Frac													
Pentanes Plus	14.1	15.2	15.9	9.1	5.4	8.4	4.1	5.8	6.9	6.8	14.1	13.1	118.9
Propane	0.0	0.0	0.0	0.0	0.0	0.0	0.0	0.0	0.0	0.0	0.0	0.0	0.0
Butanes	0.0	0.0	0.0	0.0	0.0	0.0	0.0	0.0	0.0	0.0	0.0	0.0	0.0
Ethane	0.0	0.0	0.0	0.0	0.0	0.0	0.0	0.0	0.0	0.0	0.0	0.0	0.0
NGL	0.0	0.0	0.0	0.0	0.0	0.0	0.0	0.0	0.0	0.0	0.0	0.0	0.0
Sulphur	0.0	0.0	0.0	0.0	0.0	0.0	0.0	0.0	0.0	0.0	0.0	0.0	0.0
Sulphur Closing Inv	0.0	0.0	0.0	0.0	0.0	0.0	0.0	0.0	0.0	0.0	0.0	0.0	0.0

Unit of Measurement: Gas and Gas equivalent products: 1000m3, Liquids: m3, Sulphur: MTS

VPR6200

Facility ID ABGS0107975

Facility Name MAJORVILLE 14-32-19-19w4

Facility Licence # 2566

Facility Operator OHE9 CNRL

Production Month	201701	201702	201703	201704	201705	201706	201707	201708	201709	201710	201711	201712	Totals
Receipts													
Receipts from Alberta Facilities	1,008.2	1,049.1	1,139.3	1,170.0	962.9	1,234.0	1,113.6	802.1	1,105.9	1,040.7	960.7	907.8	12,494.3
Receipts from Non-Alberta Facilities	0.0	0.0	0.0	0.0	0.0	0.0	0.0	0.0	0.0	0.0	0.0	0.0	0.0
Dispositions													
Disposition													
Battery	0.0	0.0	0.0	0.0	0.0	0.0	0.0	0.0	0.0	0.0	0.0	0.0	0.0
Gas Gathering System	857.4	1,022.4	1,109.2	1,127.4	929.0	1,187.9	1,070.2	802.1	1,105.9	1,040.7	960.7	907.8	12,120.7
Gas Plant	148.7	0.0	0.0	0.0	0.0	0.0	0.0	0.0	0.0	0.0	0.0	0.0	148.7
Injection Facility	0.0	0.0	0.0	0.0	0.0	0.0	0.0	0.0	0.0	0.0	0.0	0.0	0.0
Meter Station	0.0	0.0	0.0	0.0	0.0	0.0	0.0	0.0	0.0	0.0	0.0	0.0	0.0
Other	0.0	0.0	0.0	0.0	0.0	0.0	0.0	0.0	0.0	0.0	0.0	0.0	0.0
Alberta Commercial	0.0	0.0	0.0	0.0	0.0	0.0	0.0	0.0	0.0	0.0	0.0	0.0	0.0
Alberta Industrial	0.0	0.0	0.0	0.0	0.0	0.0	0.0	0.0	0.0	0.0	0.0	0.0	0.0
Alberta Residential	0.0	0.0	0.0	0.0	0.0	0.0	0.0	0.0	0.0	0.0	0.0	0.0	0.0
Alberta Elec.Generation	0.0	0.0	0.0	0.0	0.0	0.0	0.0	0.0	0.0	0.0	0.0	0.0	0.0
Shrinkage													
Acid Gas	0.0	0.0	0.0	0.0	0.0	0.0	0.0	0.0	0.0	0.0	0.0	0.0	0.0
Other products	0.0	2.3	2.5	3.5	0.4	0.6	0.0	0.0	0.0	0.0	0.0	0.0	9.3
Fuel	17.7	26.7	30.1	42.6	33.6	46.1	43.4	0.0	0.0	0.0	0.0	0.0	240.2
Flared	0.0	0.0	0.0	0.0	0.0	0.0	0.0	0.0	0.0	0.0	0.0	0.0	0.0
Vented	0.0	0.0	0.0	0.0	0.0	0.0	0.0	0.0	0.0	0.0	0.0	0.0	0.0
Diff and Other	-15.6	-2.3	-2.5	-3.5	-0.1	-0.6	0.0	0.0	0.0	0.0	0.0	0.0	-24.6
Process and Frac													
Pentanes Plus	0.0	11.0	12.0	17.0	2.0	3.0	0.0	0.0	0.0	0.0	0.0	0.0	45.0
Propane	0.0	0.0	0.0	0.0	0.0	0.0	0.0	0.0	0.0	0.0	0.0	0.0	0.0
Butanes	0.0	0.0	0.0	0.0	0.0	0.0	0.0	0.0	0.0	0.0	0.0	0.0	0.0
Ethane	0.0	0.0	0.0	0.0	0.0	0.0	0.0	0.0	0.0	0.0	0.0	0.0	0.0
NGL	0.0	0.0	0.0	0.0	0.0	0.0	0.0	0.0	0.0	0.0	0.0	0.0	0.0
Sulphur	0.0	0.0	0.0	0.0	0.0	0.0	0.0	0.0	0.0	0.0	0.0	0.0	0.0
Sulphur Closing Inv	0.0	0.0	0.0	0.0	0.0	0.0	0.0	0.0	0.0	0.0	0.0	0.0	0.0

Unit of Measurement: Gas and Gas equivalent products: 1000m3, Liquids: m3, Sulphur: MTS

VPR6200

Facility ID ABGS0108678

Facility Name PENNWEST WILSON CREEK

Facility Licence # 20782

Facility Operator OTM9 NAL

Production Month	201701	201702	201703	201704	201705	201706	201707	201708	201709	201710	201711	201712	Totals
Receipts													
Receipts from Alberta Facilities	1,362.3	1,225.4	1,317.6	1,993.2	2,010.5	2,557.4	2,513.2	2,617.4	2,497.3	2,514.2	2,236.6	2,258.8	25,103.9
Receipts from Non-Alberta Facilities	0.0	0.0	0.0	0.0	0.0	0.0	0.0	0.0	0.0	0.0	0.0	0.0	0.0
Dispositions													
Disposition													
Battery	0.0	0.0	0.0	0.0	0.0	0.0	0.0	0.0	0.0	0.0	0.0	0.0	0.0
Gas Gathering System	1,315.5	1,173.0	1,264.7	2,006.1	2,030.4	2,949.9	2,817.6	2,880.2	2,556.6	2,577.4	2,181.7	2,236.6	25,989.7
Gas Plant	0.0	0.0	0.0	0.0	0.0	0.0	0.0	0.0	0.0	0.0	0.0	0.0	0.0
Injection Facility	0.0	0.0	0.0	0.0	0.0	0.0	0.0	0.0	0.0	0.0	0.0	0.0	0.0
Meter Station	0.0	0.0	0.0	0.0	0.0	0.0	0.0	0.0	0.0	0.0	0.0	0.0	0.0
Other	0.0	0.0	0.0	0.0	0.0	0.0	0.0	0.0	0.0	0.0	0.0	0.0	0.0
Alberta Commercial	0.0	0.0	0.0	0.0	0.0	0.0	0.0	0.0	0.0	0.0	0.0	0.0	0.0
Alberta Industrial	0.0	0.0	0.0	0.0	0.0	0.0	0.0	0.0	0.0	0.0	0.0	0.0	0.0
Alberta Residential	0.0	0.0	0.0	0.0	0.0	0.0	0.0	0.0	0.0	0.0	0.0	0.0	0.0
Alberta Elec.Generation	0.0	0.0	0.0	0.0	0.0	0.0	0.0	0.0	0.0	0.0	0.0	0.0	0.0
Shrinkage													
Acid Gas	0.0	0.0	0.0	0.0	0.0	0.0	0.0	0.0	0.0	0.0	0.0	0.0	0.0
Other products	2.2	3.7	0.9	2.8	1.5	0.8	1.2	0.0	0.0	0.0	0.0	0.0	13.1
Fuel	41.6	36.4	40.5	23.9	38.3	5.3	0.0	0.0	0.0	60.2	33.6	61.0	340.8
Flared	0.0	0.0	0.0	0.0	0.0	0.0	0.0	0.0	0.0	0.0	0.0	0.0	0.0
Vented	0.0	0.0	0.0	0.0	0.0	0.0	0.0	0.0	0.0	0.0	0.0	0.0	0.0
Diff and Other	3.0	12.3	11.5	-39.6	-59.7	-398.6	-305.6	-262.8	-59.3	-123.4	21.3	-38.8	-1,239.7
Process and Frac													
Pentanes Plus	10.5	17.9	4.4	13.7	7.1	4.1	5.9	0.0	0.0	0.0	0.0	0.0	63.6
Propane	0.0	0.0	0.0	0.0	0.0	0.0	0.0	0.0	0.0	0.0	0.0	0.0	0.0
Butanes	0.0	0.0	0.0	0.0	0.0	0.0	0.0	0.0	0.0	0.0	0.0	0.0	0.0
Ethane	0.0	0.0	0.0	0.0	0.0	0.0	0.0	0.0	0.0	0.0	0.0	0.0	0.0
NGL	0.0	0.0	0.0	0.0	0.0	0.0	0.0	0.0	0.0	0.0	0.0	0.0	0.0
Sulphur	0.0	0.0	0.0	0.0	0.0	0.0	0.0	0.0	0.0	0.0	0.0	0.0	0.0
Sulphur Closing Inv	0.0	0.0	0.0	0.0	0.0	0.0	0.0	0.0	0.0	0.0	0.0	0.0	0.0

Unit of Measurement: Gas and Gas equivalent products: 1000m3, Liquids: m3, Sulphur: MTS

VPR6200

Facility ID ABGS0108979

Facility Name TOURMALINE BERLAND 10-4-58-25W5 GGS

Facility Licence # 41440

Facility Operator A573 TOURMALINE

Production Month	201701	201702	201703	201704	201705	201706	201707	201708	201709	201710	201711	201712	Totals
Receipts													
Receipts from Alberta Facilities	0.0	0.0	440.5	873.5	726.7	536.3	515.6	484.7	311.7	399.0	476.9	443.1	5,208.0
Receipts from Non-Alberta Facilities	0.0	0.0	0.0	0.0	0.0	0.0	0.0	0.0	0.0	0.0	0.0	0.0	0.0
Dispositions													
Disposition													
Battery	0.0	0.0	0.0	0.0	0.0	0.0	0.0	0.0	0.0	0.0	0.0	0.0	0.0
Gas Gathering System	0.0	0.0	445.4	797.4	714.6	471.0	515.6	484.7	311.7	399.0	476.9	443.1	5,059.4
Gas Plant	0.0	0.0	0.0	0.0	0.0	0.0	0.0	0.0	0.0	0.0	0.0	0.0	0.0
Injection Facility	0.0	0.0	0.0	0.0	0.0	0.0	0.0	0.0	0.0	0.0	0.0	0.0	0.0
Meter Station	0.0	0.0	0.0	0.0	0.0	0.0	0.0	0.0	0.0	0.0	0.0	0.0	0.0
Other	0.0	0.0	0.0	0.0	0.0	0.0	0.0	0.0	0.0	0.0	0.0	0.0	0.0
Alberta Commercial	0.0	0.0	0.0	0.0	0.0	0.0	0.0	0.0	0.0	0.0	0.0	0.0	0.0
Alberta Industrial	0.0	0.0	0.0	0.0	0.0	0.0	0.0	0.0	0.0	0.0	0.0	0.0	0.0
Alberta Residential	0.0	0.0	0.0	0.0	0.0	0.0	0.0	0.0	0.0	0.0	0.0	0.0	0.0
Alberta Elec.Generation	0.0	0.0	0.0	0.0	0.0	0.0	0.0	0.0	0.0	0.0	0.0	0.0	0.0
Shrinkage													
Acid Gas	0.0	0.0	0.0	0.0	0.0	0.0	0.0	0.0	0.0	0.0	0.0	0.0	0.0
Other products	0.0	0.0	0.0	6.1	0.0	0.0	0.0	0.0	0.0	0.0	0.0	0.0	6.1
Fuel	0.0	0.0	0.0	104.2	98.5	65.4	0.0	0.0	0.0	0.0	0.0	0.0	268.1
Flared	0.0	0.0	0.0	0.0	0.0	0.0	0.0	0.0	0.0	0.0	0.0	0.0	0.0
Vented	0.0	0.0	0.0	0.0	0.0	0.0	0.0	0.0	0.0	0.0	0.0	0.0	0.0
Diff and Other	0.0	0.0	-4.9	-34.2	-86.4	-0.1	0.0	0.0	0.0	0.0	0.0	0.0	-125.6
Process and Frac													
Pentanes Plus	0.0	0.0	0.0	29.5	0.0	0.0	0.0	0.0	0.0	0.0	0.0	0.0	29.5
Propane	0.0	0.0	0.0	0.0	0.0	0.0	0.0	0.0	0.0	0.0	0.0	0.0	0.0
Butanes	0.0	0.0	0.0	0.0	0.0	0.0	0.0	0.0	0.0	0.0	0.0	0.0	0.0
Ethane	0.0	0.0	0.0	0.0	0.0	0.0	0.0	0.0	0.0	0.0	0.0	0.0	0.0
NGL	0.0	0.0	0.0	0.0	0.0	0.0	0.0	0.0	0.0	0.0	0.0	0.0	0.0
Sulphur	0.0	0.0	0.0	0.0	0.0	0.0	0.0	0.0	0.0	0.0	0.0	0.0	0.0
Sulphur Closing Inv	0.0	0.0	0.0	0.0	0.0	0.0	0.0	0.0	0.0	0.0	0.0	0.0	0.0

Unit of Measurement: Gas and Gas equivalent products: 1000m3, Liquids: m3, Sulphur: MTS

VPR6200

Facility ID ABGS0108984

Facility Name EOG TWINING 11-14-30-26 BOOSTER COMP

Facility Licence # 31742

Facility Operator A1H9 EMBER

Production Month	201701	201702	201703	201704	201705	201706	201707	201708	201709	201710	201711	201712	Totals
Receipts													
Receipts from Alberta Facilities	852.2	782.3	865.7	812.7	809.4	793.8	770.9	734.7	727.4	1,019.7	1,066.9	860.1	10,095.8
Receipts from Non-Alberta Facilities	0.0	0.0	0.0	0.0	0.0	0.0	0.0	0.0	0.0	0.0	0.0	0.0	0.0
Dispositions													
Disposition													
Battery	0.0	0.0	0.0	0.0	0.0	0.0	0.0	0.0	0.0	0.0	0.0	0.0	0.0
Gas Gathering System	833.5	798.8	872.2	810.2	806.4	803.2	739.2	703.1	694.8	986.1	1,034.4	826.8	9,908.7
Gas Plant	0.0	0.0	0.0	0.0	0.0	0.0	0.0	0.0	0.0	0.0	0.0	0.0	0.0
Injection Facility	0.0	0.0	0.0	0.0	0.0	0.0	0.0	0.0	0.0	0.0	0.0	0.0	0.0
Meter Station	0.0	0.0	0.0	0.0	0.0	0.0	0.0	0.0	0.0	0.0	0.0	0.0	0.0
Other	0.0	0.0	0.0	0.0	0.0	0.0	0.0	0.0	0.0	0.0	0.0	0.0	0.0
Alberta Commercial	0.0	0.0	0.0	0.0	0.0	0.0	0.0	0.0	0.0	0.0	0.0	0.0	0.0
Alberta Industrial	0.0	0.0	0.0	0.0	0.0	0.0	0.0	0.0	0.0	0.0	0.0	0.0	0.0
Alberta Residential	0.0	0.0	0.0	0.0	0.0	0.0	0.0	0.0	0.0	0.0	0.0	0.0	0.0
Alberta Elec.Generation	0.0	0.0	0.0	0.0	0.0	0.0	0.0	0.0	0.0	0.0	0.0	0.0	0.0
Shrinkage													
Acid Gas	0.0	0.0	0.0	0.0	0.0	0.0	0.0	0.0	0.0	0.0	0.0	0.0	0.0
Other products	0.1	0.0	0.0	0.0	0.0	0.0	0.0	0.0	0.0	0.0	0.0	0.0	0.1
Fuel	12.3	11.1	12.3	11.9	31.1	30.1	31.7	31.6	32.6	33.6	32.5	33.3	304.1
Flared	0.0	0.0	0.0	0.0	0.0	0.0	0.0	0.0	0.0	0.0	0.0	0.0	0.0
Vented	0.0	0.0	0.0	0.0	0.0	0.0	0.0	0.0	0.0	0.0	0.0	0.0	0.0
Diff and Other	6.3	-27.6	-18.8	-9.4	-28.1	-39.5	0.0	0.0	0.0	0.0	0.0	0.0	-117.1
Process and Frac													
Pentanes Plus	0.4	0.0	0.0	0.0	0.0	0.0	0.0	0.0	0.0	0.0	0.0	0.0	0.4
Propane	0.0	0.0	0.0	0.0	0.0	0.0	0.0	0.0	0.0	0.0	0.0	0.0	0.0
Butanes	0.0	0.0	0.0	0.0	0.0	0.0	0.0	0.0	0.0	0.0	0.0	0.0	0.0
Ethane	0.0	0.0	0.0	0.0	0.0	0.0	0.0	0.0	0.0	0.0	0.0	0.0	0.0
NGL	0.0	0.0	0.0	0.0	0.0	0.0	0.0	0.0	0.0	0.0	0.0	0.0	0.0
Sulphur	0.0	0.0	0.0	0.0	0.0	0.0	0.0	0.0	0.0	0.0	0.0	0.0	0.0
Sulphur Closing Inv	0.0	0.0	0.0	0.0	0.0	0.0	0.0	0.0	0.0	0.0	0.0	0.0	0.0

Unit of Measurement: Gas and Gas equivalent products: 1000m3, Liquids: m3, Sulphur: MTS

VPR6200

Facility ID ABGS0108987

Facility Name EOG TWINING 4-35-30-26 BOOSTER COMP

Facility Licence # 31743

Facility Operator A1H9 EMBER

Production Month	201701	201702	201703	201704	201705	201706	201707	201708	201709	201710	201711	201712	Totals
Receipts													
Receipts from Alberta Facilities	636.4	577.2	665.0	657.6	659.4	624.4	652.8	662.9	584.2	632.0	608.0	541.4	7,501.3
Receipts from Non-Alberta Facilities	0.0	0.0	0.0	0.0	0.0	0.0	0.0	0.0	0.0	0.0	0.0	0.0	0.0
Dispositions													
Disposition													
Battery	0.0	0.0	0.0	0.0	0.0	0.0	0.0	0.0	0.0	0.0	0.0	0.0	0.0
Gas Gathering System	629.0	561.4	645.4	638.2	638.3	593.8	654.4	645.6	572.6	640.0	579.6	547.6	7,345.9
Gas Plant	0.0	0.0	0.0	0.0	0.0	0.0	0.0	0.0	0.0	0.0	0.0	0.0	0.0
Injection Facility	0.0	0.0	0.0	0.0	0.0	0.0	0.0	0.0	0.0	0.0	0.0	0.0	0.0
Meter Station	0.0	0.0	0.0	0.0	0.0	0.0	0.0	0.0	0.0	0.0	0.0	0.0	0.0
Other	0.0	0.0	0.0	0.0	0.0	0.0	0.0	0.0	0.0	0.0	0.0	0.0	0.0
Alberta Commercial	0.0	0.0	0.0	0.0	0.0	0.0	0.0	0.0	0.0	0.0	0.0	0.0	0.0
Alberta Industrial	0.0	0.0	0.0	0.0	0.0	0.0	0.0	0.0	0.0	0.0	0.0	0.0	0.0
Alberta Residential	0.0	0.0	0.0	0.0	0.0	0.0	0.0	0.0	0.0	0.0	0.0	0.0	0.0
Alberta Elec.Generation	0.0	0.0	0.0	0.0	0.0	0.0	0.0	0.0	0.0	0.0	0.0	0.0	0.0
Shrinkage													
Acid Gas	0.0	0.0	0.0	0.0	0.0	0.0	0.0	0.0	0.0	0.0	0.0	0.0	0.0
Other products	0.0	0.0	0.0	0.0	0.0	0.0	0.0	0.0	0.9	2.5	2.5	0.0	5.9
Fuel	23.9	21.6	28.3	23.4	22.6	21.1	21.6	21.5	11.1	11.4	11.0	8.8	226.3
Flared	0.0	0.0	0.0	0.0	0.0	0.0	0.0	0.0	0.0	0.0	0.0	0.0	0.0
Vented	0.0	0.0	0.0	0.0	0.0	0.0	0.0	0.0	0.0	0.0	0.0	0.0	0.0
Diff and Other	-16.5	-5.8	-8.7	-4.0	-1.5	9.5	-23.2	-4.2	-0.4	-21.9	14.9	-15.0	-76.8
Process and Frac													
Pentanes Plus	0.0	0.0	0.0	0.0	0.0	0.0	0.0	0.0	4.2	12.1	12.1	0.0	28.4
Propane	0.0	0.0	0.0	0.0	0.0	0.0	0.0	0.0	0.0	0.0	0.0	0.0	0.0
Butanes	0.0	0.0	0.0	0.0	0.0	0.0	0.0	0.0	0.0	0.0	0.0	0.0	0.0
Ethane	0.0	0.0	0.0	0.0	0.0	0.0	0.0	0.0	0.0	0.0	0.0	0.0	0.0
NGL	0.0	0.0	0.0	0.0	0.0	0.0	0.0	0.0	0.0	0.0	0.0	0.0	0.0
Sulphur	0.0	0.0	0.0	0.0	0.0	0.0	0.0	0.0	0.0	0.0	0.0	0.0	0.0
Sulphur Closing Inv	0.0	0.0	0.0	0.0	0.0	0.0	0.0	0.0	0.0	0.0	0.0	0.0	0.0

Unit of Measurement: Gas and Gas equivalent products: 1000m3, Liquids: m3, Sulphur: MTS

VPR6200

Facility ID ABGS0109020

Facility Name PSEC WILL GREEN 14-36 GGS

Facility Licence # 32633

Facility Operator A7DF PSEC

Production Month	201701	201702	201703	201704	201705	201706	201707	201708	201709	201710	201711	201712	Totals
Receipts													
Receipts from Alberta Facilities	2,763.1	2,516.4	3,480.1	3,581.4	3,315.1	5,067.6	4,869.9	4,969.4	4,569.9	4,475.6	4,292.3	3,992.3	47,893.1
Receipts from Non-Alberta Facilities	0.0	0.0	0.0	0.0	0.0	0.0	0.0	0.0	0.0	0.0	0.0	0.0	0.0
Dispositions													
Disposition													
Battery	0.0	0.0	0.0	0.0	0.0	0.0	0.0	0.0	0.0	0.0	0.0	0.0	0.0
Gas Gathering System	2,629.1	2,393.9	3,349.0	3,422.4	3,211.6	4,907.3	4,737.0	4,834.9	4,438.1	4,342.9	4,158.3	3,828.4	46,252.9
Gas Plant	0.0	0.0	0.0	0.0	0.0	0.0	0.0	0.0	0.0	0.0	0.0	0.0	0.0
Injection Facility	0.0	0.0	0.0	0.0	0.0	0.0	0.0	0.0	0.0	0.0	0.0	0.0	0.0
Meter Station	0.0	0.0	0.0	0.0	0.0	0.0	0.0	0.0	0.0	0.0	0.0	0.0	0.0
Other	0.0	0.0	0.0	0.0	0.0	0.0	0.0	0.0	0.0	0.0	0.0	0.0	0.0
Alberta Commercial	0.0	0.0	0.0	0.0	0.0	0.0	0.0	0.0	0.0	0.0	0.0	0.0	0.0
Alberta Industrial	0.0	0.0	0.0	0.0	0.0	0.0	0.0	0.0	0.0	0.0	0.0	0.0	0.0
Alberta Residential	0.0	0.0	0.0	0.0	0.0	0.0	0.0	0.0	0.0	0.0	0.0	0.0	0.0
Alberta Elec.Generation	0.0	0.0	0.0	0.0	0.0	0.0	0.0	0.0	0.0	0.0	0.0	0.0	0.0
Shrinkage													
Acid Gas	0.0	0.0	0.0	0.0	0.0	0.0	0.0	0.0	0.0	0.0	0.0	0.0	0.0
Other products	3.8	5.1	3.7	2.0	1.6	2.9	1.7	1.0	0.7	1.2	4.6	5.2	33.5
Fuel	103.4	94.1	127.2	79.5	101.8	158.7	156.2	156.2	152.1	153.1	151.8	146.8	1,580.9
Flared	0.0	0.0	0.0	0.0	0.0	0.0	0.0	0.0	0.0	0.0	0.0	0.0	0.0
Vented	0.2	0.2	0.2	3.3	0.2	0.4	0.0	0.0	0.0	0.1	0.2	0.3	5.1
Diff and Other	26.6	23.1	0.0	74.2	-0.1	-1.7	-25.0	-22.7	-21.0	-21.7	-22.6	11.6	20.7
Process and Frac													
Pentanes Plus	18.4	24.6	18.0	9.8	7.6	14.2	8.1	4.7	3.3	5.8	22.1	25.3	161.9
Propane	0.0	0.0	0.0	0.0	0.0	0.0	0.0	0.0	0.0	0.0	0.0	0.0	0.0
Butanes	0.0	0.0	0.0	0.0	0.0	0.0	0.0	0.0	0.0	0.0	0.0	0.0	0.0
Ethane	0.0	0.0	0.0	0.0	0.0	0.0	0.0	0.0	0.0	0.0	0.0	0.0	0.0
NGL	0.0	0.0	0.0	0.0	0.0	0.0	0.0	0.0	0.0	0.0	0.0	0.0	0.0
Sulphur	0.0	0.0	0.0	0.0	0.0	0.0	0.0	0.0	0.0	0.0	0.0	0.0	0.0
Sulphur Closing Inv	0.0	0.0	0.0	0.0	0.0	0.0	0.0	0.0	0.0	0.0	0.0	0.0	0.0

Unit of Measurement: Gas and Gas equivalent products: 1000m3, Liquids: m3, Sulphur: MTS

VPR6200

Facility ID ABGS0110733

Facility Name VELVET EDSON 08-06-053-14W5 GGS/COMP

Facility Licence # 41829

Facility Operator A5YK VELVET

Production Month	201701	201702	201703	201704	201705	201706	201707	201708	201709	201710	201711	201712	Totals
Receipts													
Receipts from Alberta Facilities	3,295.5	3,066.7	3,569.3	2,681.9	2,810.9	2,785.4	2,719.5	2,829.5	2,918.3	2,728.6	2,918.7	2,958.5	35,282.8
Receipts from Non-Alberta Facilities	0.0	0.0	0.0	0.0	0.0	0.0	0.0	0.0	0.0	0.0	0.0	0.0	0.0
Dispositions													
Disposition													
Battery	0.0	0.0	0.0	0.0	0.0	0.0	0.0	0.0	0.0	0.0	0.0	0.0	0.0
Gas Gathering System	3,229.9	3,005.3	3,507.8	2,629.5	2,758.5	2,752.9	2,664.8	2,775.9	2,864.3	2,683.0	2,862.5	2,901.9	34,636.3
Gas Plant	0.0	0.0	0.0	0.0	0.0	0.0	0.0	0.0	0.0	0.0	0.0	0.0	0.0
Injection Facility	0.0	0.0	0.0	0.0	0.0	0.0	0.0	0.0	0.0	0.0	0.0	0.0	0.0
Meter Station	0.0	0.0	0.0	0.0	0.0	0.0	0.0	0.0	0.0	0.0	0.0	0.0	0.0
Other	0.0	0.0	0.0	0.0	0.0	0.0	0.0	0.0	0.0	0.0	0.0	0.0	0.0
Alberta Commercial	0.0	0.0	0.0	0.0	0.0	0.0	0.0	0.0	0.0	0.0	0.0	0.0	0.0
Alberta Industrial	0.0	0.0	0.0	0.0	0.0	0.0	0.0	0.0	0.0	0.0	0.0	0.0	0.0
Alberta Residential	0.0	0.0	0.0	0.0	0.0	0.0	0.0	0.0	0.0	0.0	0.0	0.0	0.0
Alberta Elec.Generation	0.0	0.0	0.0	0.0	0.0	0.0	0.0	0.0	0.0	0.0	0.0	0.0	0.0
Shrinkage													
Acid Gas	0.0	0.0	0.0	0.0	0.0	0.0	0.0	0.0	0.0	0.0	0.0	0.0	0.0
Other products	10.1	7.5	2.7	3.1	2.9	9.2	6.3	5.0	4.4	2.7	5.7	5.1	64.7
Fuel	65.6	61.4	58.8	49.3	49.5	50.2	48.5	48.6	49.6	42.9	50.5	51.5	626.4
Flared	0.0	0.0	0.0	0.0	0.0	0.0	0.0	0.0	0.0	0.0	0.0	0.0	0.0
Vented	0.0	0.0	0.0	0.0	0.0	0.1	0.0	0.0	0.0	0.0	0.0	0.0	0.1
Diff and Other	-10.1	-7.5	0.0	0.0	0.0	-27.0	-0.1	0.0	0.0	0.0	0.0	0.0	-44.7
Process and Frac													
Pentanes Plus	49.1	36.1	13.1	15.1	14.2	44.7	30.3	24.0	21.1	12.9	27.4	24.6	312.6
Propane	0.0	0.0	0.0	0.0	0.0	0.0	0.0	0.0	0.0	0.0	0.0	0.0	0.0
Butanes	0.0	0.0	0.0	0.0	0.0	0.0	0.0	0.0	0.0	0.0	0.0	0.0	0.0
Ethane	0.0	0.0	0.0	0.0	0.0	0.0	0.0	0.0	0.0	0.0	0.0	0.0	0.0
NGL	0.0	0.0	0.0	0.0	0.0	0.0	0.0	0.0	0.0	0.0	0.0	0.0	0.0
Sulphur	0.0	0.0	0.0	0.0	0.0	0.0	0.0	0.0	0.0	0.0	0.0	0.0	0.0
Sulphur Closing Inv	0.0	0.0	0.0	0.0	0.0	0.0	0.0	0.0	0.0	0.0	0.0	0.0	0.0

Unit of Measurement: Gas and Gas equivalent products: 1000m3, Liquids: m3, Sulphur: MTS

VPR6200
Facility ID ABGS0111323

Facility Name Coulee E 04-01-028-18W4

Facility Licence # 3789

Facility Operator OHE9 CNRL

Production Month	201701	201702	201703	201704	201705	201706	201707	201708	201709	201710	201711	201712	Totals
Receipts													
Receipts from Alberta Facilities	2,565.8	2,364.1	2,513.2	6,427.6	6,887.3	8,112.7	8,783.3	8,523.7	5,862.9	8,721.2	9,246.3	9,271.5	79,279.6
Receipts from Non-Alberta Facilities	0.0	0.0	0.0	0.0	0.0	0.0	0.0	0.0	0.0	0.0	0.0	0.0	0.0
Dispositions													
Disposition													
Battery	0.0	0.0	0.0	0.0	0.0	0.0	0.0	0.0	0.0	0.0	0.0	0.0	0.0
Gas Gathering System	0.0	0.0	0.0	0.0	0.0	0.0	0.0	0.0	0.0	0.0	0.0	0.0	0.0
Gas Plant	2,396.3	2,242.9	2,501.7	6,270.0	6,687.0	7,511.5	8,144.9	7,740.0	5,395.9	8,043.2	8,549.6	8,687.6	74,170.6
Injection Facility	0.0	0.0	0.0	0.0	0.0	0.0	0.0	0.0	0.0	0.0	0.0	0.0	0.0
Meter Station	0.0	0.0	0.0	0.0	0.0	0.0	0.0	0.0	0.0	0.0	0.0	0.0	0.0
Other	0.0	0.0	0.0	0.0	0.0	0.0	0.0	0.0	0.0	0.0	0.0	0.0	0.0
Alberta Commercial	0.0	0.0	0.0	0.0	0.0	0.0	0.0	0.0	0.0	0.0	0.0	0.0	0.0
Alberta Industrial	0.0	0.0	0.0	0.0	0.0	0.0	0.0	0.0	0.0	0.0	0.0	0.0	0.0
Alberta Residential	0.0	0.0	0.0	0.0	0.0	0.0	0.0	0.0	0.0	0.0	0.0	0.0	0.0
Alberta Elec.Generation	0.0	0.0	0.0	0.0	0.0	0.0	0.0	0.0	0.0	0.0	0.0	0.0	0.0
Shrinkage													
Acid Gas	0.0	0.0	0.0	0.0	0.0	0.0	0.0	0.0	0.0	0.0	0.0	0.0	0.0
Other products	0.0	0.0	0.0	0.0	0.0	0.0	0.0	0.0	0.0	0.0	0.0	0.0	0.0
Fuel	122.6	91.8	101.6	253.9	262.3	277.7	291.9	281.3	210.6	300.9	376.3	393.8	2,964.7
Flared	0.0	0.0	0.0	0.0	0.0	0.0	0.0	0.0	0.0	0.0	0.0	0.0	0.0
Vented	0.0	0.9	0.9	2.4	5.6	2.4	4.9	4.9	1.8	2.4	2.4	2.5	31.1
Diff and Other	46.9	28.5	-91.0	-98.7	-67.6	321.1	341.6	497.5	254.6	374.7	318.0	187.6	2,113.2
Process and Frac													
Pentanes Plus	0.0	0.0	0.0	0.0	0.0	0.0	0.0	0.1	0.0	0.0	0.0	0.0	0.1
Propane	0.0	0.0	0.0	0.0	0.0	0.0	0.0	0.0	0.0	0.0	0.0	0.0	0.0
Butanes	0.0	0.0	0.0	0.0	0.0	0.0	0.0	0.0	0.0	0.0	0.0	0.0	0.0
Ethane	0.0	0.0	0.0	0.0	0.0	0.0	0.0	0.0	0.0	0.0	0.0	0.0	0.0
NGL	0.0	0.0	0.0	0.0	0.0	0.0	0.0	0.0	0.0	0.0	0.0	0.0	0.0
Sulphur	0.0	0.0	0.0	0.0	0.0	0.0	0.0	0.0	0.0	0.0	0.0	0.0	0.0
Sulphur Closing Inv	0.0	0.0	0.0	0.0	0.0	0.0	0.0	0.0	0.0	0.0	0.0	0.0	0.0

Unit of Measurement: Gas and Gas equivalent products: 1000m3, Liquids: m3, Sulphur: MTS

VPR6200

Facility ID ABGS0111741

Facility Name WILGRN 06-22-041-05W5 GGS

Facility Licence # 41995

Facility Operator A5RX BEC

Production Month	201701	201702	201703	201704	201705	201706	201707	201708	201709	201710	201711	201712	Totals
Receipts													
Receipts from Alberta Facilities	8,199.6	7,293.8	7,763.2	7,071.4	6,967.4	6,378.7	7,997.2	8,684.8	7,887.8	7,308.1	7,011.3	8,423.6	90,986.9
Receipts from Non-Alberta Facilities	0.0	0.0	0.0	0.0	0.0	0.0	0.0	0.0	0.0	0.0	0.0	0.0	0.0
Dispositions													
Disposition													
Battery	0.0	0.0	0.0	0.0	0.0	0.0	0.0	0.0	0.0	0.0	0.0	0.0	0.0
Gas Gathering System	7,750.3	6,783.2	7,186.1	6,873.3	6,773.2	6,179.8	7,767.1	8,015.8	7,519.7	7,120.3	6,884.7	8,210.0	87,063.5
Gas Plant	0.0	0.0	0.0	0.0	0.0	0.0	0.0	0.0	0.0	0.0	0.0	0.0	0.0
Injection Facility	0.0	0.0	0.0	0.0	0.0	0.0	0.0	0.0	0.0	0.0	0.0	0.0	0.0
Meter Station	0.0	0.0	0.0	0.0	0.0	0.0	0.0	0.0	0.0	0.0	0.0	0.0	0.0
Other	0.0	0.0	0.0	0.0	0.0	0.0	0.0	0.0	0.0	0.0	0.0	0.0	0.0
Alberta Commercial	0.0	0.0	0.0	0.0	0.0	0.0	0.0	0.0	0.0	0.0	0.0	0.0	0.0
Alberta Industrial	0.0	0.0	0.0	0.0	0.0	0.0	0.0	0.0	0.0	0.0	0.0	0.0	0.0
Alberta Residential	0.0	0.0	0.0	0.0	0.0	0.0	0.0	0.0	0.0	0.0	0.0	0.0	0.0
Alberta Elec.Generation	0.0	0.0	0.0	0.0	0.0	0.0	0.0	0.0	0.0	0.0	0.0	0.0	0.0
Shrinkage													
Acid Gas	0.0	0.0	0.0	0.0	0.0	0.0	0.0	0.0	0.0	0.0	0.0	0.0	0.0
Other products	0.0	0.0	1.1	0.0	3.7	2.4	7.7	3.1	0.0	2.9	0.0	1.8	22.7
Fuel	209.6	190.6	206.1	198.1	193.9	187.4	206.7	210.7	204.4	205.0	202.2	259.2	2,473.9
Flared	0.0	0.0	0.0	0.0	0.0	0.0	0.0	0.0	0.0	0.0	0.0	0.0	0.0
Vented	0.0	0.4	0.4	0.0	0.3	0.2	0.6	0.2	0.0	0.2	0.1	1.1	3.5
Diff and Other	239.7	319.6	369.5	0.0	-3.7	8.9	15.1	455.0	163.7	-20.3	-75.7	-48.5	1,423.3
Process and Frac													
Pentanes Plus	0.0	0.0	5.1	0.0	18.1	11.4	37.4	15.0	0.2	13.8	0.0	8.5	109.5
Propane	0.0	0.0	0.0	0.0	0.0	0.0	0.0	0.0	0.0	0.0	0.0	0.0	0.0
Butanes	0.0	0.0	0.0	0.0	0.0	0.0	0.0	0.0	0.0	0.0	0.0	0.0	0.0
Ethane	0.0	0.0	0.0	0.0	0.0	0.0	0.0	0.0	0.0	0.0	0.0	0.0	0.0
NGL	0.0	0.0	0.0	0.0	0.0	0.0	0.0	0.0	0.0	0.0	0.0	0.0	0.0
Sulphur	0.0	0.0	0.0	0.0	0.0	0.0	0.0	0.0	0.0	0.0	0.0	0.0	0.0
Sulphur Closing Inv	0.0	0.0	0.0	0.0	0.0	0.0	0.0	0.0	0.0	0.0	0.0	0.0	0.0

Unit of Measurement: Gas and Gas equivalent products: 1000m3, Liquids: m3, Sulphur: MTS

VPR6200

Facility ID ABGS0113146

Facility Name Conoco 03-22-043-02W500 Compressor

Facility Licence # 23412

Facility Operator A5D4 CVE

Production Month	201701	201702	201703	201704	201705	201706	201707	201708	201709	201710	201711	201712	Totals
Receipts													
Receipts from Alberta Facilities	551.9	454.0	533.3	543.7	534.8	444.8	513.0	498.9	531.6	537.4	575.0	534.1	6,252.5
Receipts from Non-Alberta Facilities	0.0	0.0	0.0	0.0	0.0	0.0	0.0	0.0	0.0	0.0	0.0	0.0	0.0
Dispositions													
Disposition													
Battery	0.0	0.0	0.0	0.0	0.0	0.0	0.0	0.0	0.0	0.0	0.0	0.0	0.0
Gas Gathering System	541.5	410.5	496.0	505.0	499.3	426.6	482.3	476.5	503.0	458.6	540.7	492.9	5,832.9
Gas Plant	0.0	0.0	0.0	0.0	0.0	0.0	0.0	0.0	0.0	0.0	0.0	0.0	0.0
Injection Facility	0.0	0.0	0.0	0.0	0.0	0.0	0.0	0.0	0.0	0.0	0.0	0.0	0.0
Meter Station	0.0	0.0	0.0	0.0	0.0	0.0	0.0	0.0	0.0	0.0	0.0	0.0	0.0
Other	0.0	0.0	0.0	0.0	0.0	0.0	0.0	0.0	0.0	0.0	0.0	0.0	0.0
Alberta Commercial	0.0	0.0	0.0	0.0	0.0	0.0	0.0	0.0	0.0	0.0	0.0	0.0	0.0
Alberta Industrial	0.0	0.0	0.0	0.0	0.0	0.0	0.0	0.0	0.0	0.0	0.0	0.0	0.0
Alberta Residential	0.0	0.0	0.0	0.0	0.0	0.0	0.0	0.0	0.0	0.0	0.0	0.0	0.0
Alberta Elec.Generation	0.0	0.0	0.0	0.0	0.0	0.0	0.0	0.0	0.0	0.0	0.0	0.0	0.0
Shrinkage													
Acid Gas	0.0	0.0	0.0	0.0	0.0	0.0	0.0	0.0	0.0	0.0	0.0	0.0	0.0
Other products	1.5	1.6	1.2	1.6	1.0	1.1	0.0	1.4	0.0	0.0	0.0	0.9	10.3
Fuel	18.8	16.6	18.4	19.0	6.5	5.4	6.2	6.4	6.8	6.2	7.7	6.7	124.7
Flared	0.0	0.0	0.0	0.0	0.0	0.0	0.0	0.0	0.0	0.0	0.0	0.0	0.0
Vented	0.0	0.0	0.0	0.0	0.0	0.0	0.0	0.0	0.0	0.0	0.0	0.0	0.0
Diff and Other	-9.9	25.3	17.7	18.1	28.0	11.7	24.5	14.6	21.8	72.6	26.6	33.6	284.6
Process and Frac													
Pentanes Plus	7.2	7.5	6.0	7.7	4.7	5.2	0.0	6.8	0.0	0.0	0.0	4.4	49.5
Propane	0.0	0.0	0.0	0.0	0.0	0.0	0.0	0.0	0.0	0.0	0.0	0.0	0.0
Butanes	0.0	0.0	0.0	0.0	0.0	0.0	0.0	0.0	0.0	0.0	0.0	0.0	0.0
Ethane	0.0	0.0	0.0	0.0	0.0	0.0	0.0	0.0	0.0	0.0	0.0	0.0	0.0
NGL	0.0	0.0	0.0	0.0	0.0	0.0	0.0	0.0	0.0	0.0	0.0	0.0	0.0
Sulphur	0.0	0.0	0.0	0.0	0.0	0.0	0.0	0.0	0.0	0.0	0.0	0.0	0.0
Sulphur Closing Inv	0.0	0.0	0.0	0.0	0.0	0.0	0.0	0.0	0.0	0.0	0.0	0.0	0.0

Unit of Measurement: Gas and Gas equivalent products: 1000m3, Liquids: m3, Sulphur: MTS

VPR6200

Facility ID ABGS0113237

Facility Name Velvet Pine Creek 09-04-056-17W5 GGS

Facility Licence # 42295

Facility Operator A5YK VELVET

Production Month	201701	201702	201703	201704	201705	201706	201707	201708	201709	201710	201711	201712	Totals
Receipts													
Receipts from Alberta Facilities	4,389.8	3,799.8	4,465.7	4,280.8	4,312.1	4,635.9	4,330.9	4,092.7	3,609.5	3,592.6	3,336.5	3,150.1	47,996.4
Receipts from Non-Alberta Facilities	0.0	0.0	0.0	0.0	0.0	0.0	0.0	0.0	0.0	0.0	0.0	0.0	0.0
Dispositions													
Disposition													
Battery	0.0	0.0	0.0	0.0	0.0	0.0	0.0	0.0	0.0	0.0	0.0	0.0	0.0
Gas Gathering System	0.0	0.0	0.0	0.0	0.0	0.0	0.0	0.0	0.0	0.0	0.0	0.0	0.0
Gas Plant	4,382.5	3,785.5	4,335.6	4,162.5	4,343.1	4,545.3	4,360.5	4,234.2	4,034.9	3,859.4	3,178.0	2,971.3	48,192.8
Injection Facility	0.0	0.0	0.0	0.0	0.0	0.0	0.0	0.0	0.0	0.0	0.0	0.0	0.0
Meter Station	0.0	0.0	0.0	0.0	0.0	0.0	0.0	0.0	0.0	0.0	0.0	0.0	0.0
Other	0.0	0.0	0.0	0.0	0.0	0.0	0.0	0.0	0.0	0.0	0.0	0.0	0.0
Alberta Commercial	0.0	0.0	0.0	0.0	0.0	0.0	0.0	0.0	0.0	0.0	0.0	0.0	0.0
Alberta Industrial	0.0	0.0	0.0	0.0	0.0	0.0	0.0	0.0	0.0	0.0	0.0	0.0	0.0
Alberta Residential	0.0	0.0	0.0	0.0	0.0	0.0	0.0	0.0	0.0	0.0	0.0	0.0	0.0
Alberta Elec.Generation	0.0	0.0	0.0	0.0	0.0	0.0	0.0	0.0	0.0	0.0	0.0	0.0	0.0
Shrinkage													
Acid Gas	0.0	0.0	0.0	0.0	0.0	0.0	0.0	0.0	0.0	0.0	0.0	0.0	0.0
Other products	5.1	5.8	0.0	0.0	8.5	8.0	8.1	3.2	9.8	8.8	16.9	4.2	78.4
Fuel	75.3	70.5	81.1	97.6	77.0	104.1	0.0	62.6	69.1	68.6	68.0	82.0	855.9
Flared	0.0	0.0	0.0	0.0	0.0	0.0	0.0	0.0	0.0	0.0	0.0	0.0	0.0
Vented	0.0	0.0	0.0	0.0	0.0	0.0	0.0	0.0	0.0	0.0	0.0	0.0	0.0
Diff and Other	-73.1	-62.0	49.0	20.7	-116.5	-21.5	-37.7	-207.3	-504.3	-344.2	73.6	92.6	-1,130.7
Process and Frac													
Pentanes Plus	24.7	28.2	0.0	0.0	41.2	38.7	39.2	15.7	47.6	42.6	81.7	20.2	379.8
Propane	0.0	0.0	0.0	0.0	0.0	0.0	0.0	0.0	0.0	0.0	0.0	0.0	0.0
Butanes	0.0	0.0	0.0	0.0	0.0	0.0	0.0	0.0	0.0	0.0	0.0	0.0	0.0
Ethane	0.0	0.0	0.0	0.0	0.0	0.0	0.0	0.0	0.0	0.0	0.0	0.0	0.0
NGL	0.0	0.0	0.0	0.0	0.0	0.0	0.0	0.0	0.0	0.0	0.0	0.0	0.0
Sulphur	0.0	0.0	0.0	0.0	0.0	0.0	0.0	0.0	0.0	0.0	0.0	0.0	0.0
Sulphur Closing Inv	0.0	0.0	0.0	0.0	0.0	0.0	0.0	0.0	0.0	0.0	0.0	0.0	0.0

Unit of Measurement: Gas and Gas equivalent products: 1000m3, Liquids: m3, Sulphur: MTS

VPR6200

Facility ID ABGS0113388

Facility Name Orlen Strachan 09-26-038-08W5 GGS

Facility Licence # 42466

Facility Operator A2DE OUC

Production Month	201701	201702	201703	201704	201705	201706	201707	201708	201709	201710	201711	201712	Totals
Receipts													
Receipts from Alberta Facilities	6,616.9	5,883.1	6,333.5	5,950.4	6,130.0	5,876.4	5,975.3	6,012.5	5,670.3	5,673.1	5,034.4	4,573.8	69,729.7
Receipts from Non-Alberta Facilities	0.0	0.0	0.0	0.0	0.0	0.0	0.0	0.0	0.0	0.0	0.0	0.0	0.0
Dispositions													
Disposition													
Battery	0.0	0.0	0.0	0.0	0.0	0.0	0.0	0.0	0.0	0.0	0.0	0.0	0.0
Gas Gathering System	6,340.5	5,645.8	6,080.6	5,692.8	5,889.8	5,599.8	5,734.3	5,718.8	5,412.5	5,394.8	4,574.6	4,353.3	66,437.6
Gas Plant	0.0	0.0	0.0	0.0	0.0	0.0	0.0	0.0	0.0	0.0	0.0	0.0	0.0
Injection Facility	0.0	0.0	0.0	0.0	0.0	0.0	0.0	0.0	0.0	0.0	0.0	0.0	0.0
Meter Station	0.0	0.0	0.0	0.0	0.0	0.0	0.0	0.0	0.0	0.0	0.0	0.0	0.0
Other	0.0	0.0	0.0	0.0	0.0	0.0	0.0	0.0	0.0	0.0	0.0	0.0	0.0
Alberta Commercial	0.0	0.0	0.0	0.0	0.0	0.0	0.0	0.0	0.0	0.0	0.0	0.0	0.0
Alberta Industrial	0.0	0.0	0.0	0.0	0.0	0.0	0.0	0.0	0.0	0.0	0.0	0.0	0.0
Alberta Residential	0.0	0.0	0.0	0.0	0.0	0.0	0.0	0.0	0.0	0.0	0.0	0.0	0.0
Alberta Elec.Generation	0.0	0.0	0.0	0.0	0.0	0.0	0.0	0.0	0.0	0.0	0.0	0.0	0.0
Shrinkage													
Acid Gas	0.0	0.0	0.0	0.0	0.0	0.0	0.0	0.0	0.0	0.0	0.0	0.0	0.0
Other products	4.8	0.9	5.3	4.7	7.4	4.2	6.1	5.9	2.8	2.0	4.0	2.0	50.1
Fuel	294.3	263.0	296.8	287.3	296.6	286.5	295.4	292.8	292.5	300.6	252.8	238.6	3,397.2
Flared	0.5	2.3	1.9	0.0	0.8	0.9	0.0	0.7	2.2	2.0	2.0	1.0	14.3
Vented	0.0	0.0	0.0	0.0	0.0	0.0	0.0	0.0	0.0	0.0	0.0	0.0	0.0
Diff and Other	-23.2	-28.9	-51.1	-34.4	-64.6	-15.0	-60.5	-5.7	-39.7	-26.3	201.0	-21.1	-169.5
Process and Frac													
Pentanes Plus	23.0	4.3	25.6	22.7	36.0	20.4	29.5	28.6	13.5	9.8	19.3	9.6	242.3
Propane	0.0	0.0	0.0	0.0	0.0	0.0	0.0	0.0	0.0	0.0	0.0	0.0	0.0
Butanes	0.0	0.0	0.0	0.0	0.0	0.0	0.0	0.0	0.0	0.0	0.0	0.0	0.0
Ethane	0.0	0.0	0.0	0.0	0.0	0.0	0.0	0.0	0.0	0.0	0.0	0.0	0.0
NGL	0.0	0.0	0.0	0.0	0.0	0.0	0.0	0.0	0.0	0.0	0.0	0.0	0.0
Sulphur	0.0	0.0	0.0	0.0	0.0	0.0	0.0	0.0	0.0	0.0	0.0	0.0	0.0
Sulphur Closing Inv	0.0	0.0	0.0	0.0	0.0	0.0	0.0	0.0	0.0	0.0	0.0	0.0	0.0

Unit of Measurement: Gas and Gas equivalent products: 1000m3, Liquids: m3, Sulphur: MTS

VPR6200

Facility ID ABGS0113816

Facility Name Alderf 6-12 Comp GS

Facility Licence # 35696

Facility Operator A5D4 CVE

Production Month	201701	201702	201703	201704	201705	201706	201707	201708	201709	201710	201711	201712	Totals
Receipts													
Receipts from Alberta Facilities	3,754.2	3,327.5	3,787.8	3,661.6	3,643.8	3,660.3	3,788.7	2,912.9	2,553.5	2,552.8	2,508.6	2,352.4	38,504.1
Receipts from Non-Alberta Facilities	0.0	0.0	0.0	0.0	0.0	0.0	0.0	0.0	0.0	0.0	0.0	0.0	0.0
Dispositions													
Disposition													
Battery	0.0	0.0	0.0	0.0	0.0	0.0	0.0	0.0	0.0	0.0	0.0	0.0	0.0
Gas Gathering System	3,614.9	3,229.5	3,599.7	3,583.6	3,505.6	3,630.9	3,688.4	2,728.5	2,451.2	2,434.5	2,368.7	2,171.8	37,007.3
Gas Plant	0.0	0.0	0.0	0.0	0.0	0.0	0.0	0.0	0.0	0.0	0.0	0.0	0.0
Injection Facility	0.0	0.0	0.0	0.0	0.0	0.0	0.0	0.0	0.0	0.0	0.0	0.0	0.0
Meter Station	0.0	0.0	0.0	0.0	0.0	0.0	0.0	0.0	0.0	0.0	0.0	0.0	0.0
Other	0.0	0.0	0.0	0.0	0.0	0.0	0.0	0.0	0.0	0.0	0.0	0.0	0.0
Alberta Commercial	0.0	0.0	0.0	0.0	0.0	0.0	0.0	0.0	0.0	0.0	0.0	0.0	0.0
Alberta Industrial	0.0	0.0	0.0	0.0	0.0	0.0	0.0	0.0	0.0	0.0	0.0	0.0	0.0
Alberta Residential	0.0	0.0	0.0	0.0	0.0	0.0	0.0	0.0	0.0	0.0	0.0	0.0	0.0
Alberta Elec.Generation	0.0	0.0	0.0	0.0	0.0	0.0	0.0	0.0	0.0	0.0	0.0	0.0	0.0
Shrinkage													
Acid Gas	0.0	0.0	0.0	0.0	0.0	0.0	0.0	0.0	0.0	0.0	0.0	0.0	0.0
Other products	35.3	33.7	33.0	29.9	21.6	31.9	31.8	24.2	21.8	28.6	33.5	27.1	352.4
Fuel	209.9	181.4	207.4	198.4	205.6	201.1	202.9	194.9	194.0	187.5	190.8	196.0	2,369.9
Flared	0.0	0.0	0.0	0.0	0.0	0.0	0.0	0.0	0.0	0.0	0.0	0.0	0.0
Vented	0.0	0.6	0.0	0.0	0.0	0.0	0.0	0.0	0.0	0.0	0.0	0.0	0.6
Diff and Other	-105.9	-117.7	-52.3	-150.3	-89.0	-203.6	-134.4	-34.7	-113.5	-97.8	-84.4	-42.5	-1,226.1
Process and Frac													
Pentanes Plus	170.8	163.3	159.8	144.7	104.6	154.2	153.9	116.9	105.4	138.4	162.2	131.0	1,705.2
Propane	0.0	0.0	0.0	0.0	0.0	0.0	0.0	0.0	0.0	0.0	0.0	0.0	0.0
Butanes	0.0	0.0	0.0	0.0	0.0	0.0	0.0	0.0	0.0	0.0	0.0	0.0	0.0
Ethane	0.0	0.0	0.0	0.0	0.0	0.0	0.0	0.0	0.0	0.0	0.0	0.0	0.0
NGL	0.0	0.0	0.0	0.0	0.0	0.0	0.0	0.0	0.0	0.0	0.0	0.0	0.0
Sulphur	0.0	0.0	0.0	0.0	0.0	0.0	0.0	0.0	0.0	0.0	0.0	0.0	0.0
Sulphur Closing Inv	0.0	0.0	0.0	0.0	0.0	0.0	0.0	0.0	0.0	0.0	0.0	0.0	0.0

Unit of Measurement: Gas and Gas equivalent products: 1000m3, Liquids: m3, Sulphur: MTS

VPR6200

Facility ID ABGS0113987

Facility Name Hillsdown 6-4-37-25w4

Facility Licence # 6099

Facility Operator OHE9 CNRL

Production Month	201701	201702	201703	201704	201705	201706	201707	201708	201709	201710	201711	201712	Totals
Receipts													
Receipts from Alberta Facilities	327.1	309.3	332.7	294.2	389.0	374.0	497.5	481.8	439.1	409.4	377.3	405.4	4,636.8
Receipts from Non-Alberta Facilities	0.0	0.0	0.0	0.0	0.0	0.0	0.0	0.0	0.0	0.0	0.0	0.0	0.0
Dispositions													
Disposition													
Battery	0.0	0.0	0.0	0.0	0.0	0.0	0.0	0.0	0.0	0.0	0.0	0.0	0.0
Gas Gathering System	300.2	283.9	295.0	257.8	365.5	367.0	459.2	441.3	401.6	364.9	337.6	365.3	4,239.3
Gas Plant	0.0	0.0	0.0	0.0	0.0	0.0	0.0	0.0	0.0	0.0	0.0	0.0	0.0
Injection Facility	0.0	0.0	0.0	0.0	0.0	0.0	0.0	0.0	0.0	0.0	0.0	0.0	0.0
Meter Station	0.0	0.0	0.0	0.0	0.0	0.0	0.0	0.0	0.0	0.0	0.0	0.0	0.0
Other	0.0	0.0	0.0	0.0	0.0	0.0	0.0	0.0	0.0	0.0	0.0	0.0	0.0
Alberta Commercial	0.0	0.0	0.0	0.0	0.0	0.0	0.0	0.0	0.0	0.0	0.0	0.0	0.0
Alberta Industrial	0.0	0.0	0.0	0.0	0.0	0.0	0.0	0.0	0.0	0.0	0.0	0.0	0.0
Alberta Residential	0.0	0.0	0.0	0.0	0.0	0.0	0.0	0.0	0.0	0.0	0.0	0.0	0.0
Alberta Elec.Generation	0.0	0.0	0.0	0.0	0.0	0.0	0.0	0.0	0.0	0.0	0.0	0.0	0.0
Shrinkage													
Acid Gas	0.0	0.0	0.0	0.0	0.0	0.0	0.0	0.0	0.0	0.0	0.0	0.0	0.0
Other products	0.0	0.0	0.0	0.0	0.0	0.0	0.0	0.0	0.0	0.0	0.0	0.0	0.0
Fuel	26.9	25.4	37.7	36.4	23.5	7.0	38.3	40.5	37.5	44.5	39.7	40.1	397.5
Flared	0.0	0.0	0.0	0.0	0.0	0.0	0.0	0.0	0.0	0.0	0.0	0.0	0.0
Vented	0.0	0.0	0.0	0.0	0.0	0.0	0.0	0.0	0.0	0.0	0.0	0.0	0.0
Diff and Other	0.0	0.0	0.0	0.0	0.0	0.0	0.0	0.0	0.0	0.0	0.0	0.0	0.0
Process and Frac													
Pentanes Plus	0.0	0.0	0.0	0.1	0.0	0.0	0.0	0.0	0.0	0.0	0.0	0.0	0.1
Propane	0.0	0.0	0.0	0.0	0.0	0.0	0.0	0.0	0.0	0.0	0.0	0.0	0.0
Butanes	0.0	0.0	0.0	0.0	0.0	0.0	0.0	0.0	0.0	0.0	0.0	0.0	0.0
Ethane	0.0	0.0	0.0	0.0	0.0	0.0	0.0	0.0	0.0	0.0	0.0	0.0	0.0
NGL	0.0	0.0	0.0	0.0	0.0	0.0	0.0	0.0	0.0	0.0	0.0	0.0	0.0
Sulphur	0.0	0.0	0.0	0.0	0.0	0.0	0.0	0.0	0.0	0.0	0.0	0.0	0.0
Sulphur Closing Inv	0.0	0.0	0.0	0.0	0.0	0.0	0.0	0.0	0.0	0.0	0.0	0.0	0.0

Unit of Measurement: Gas and Gas equivalent products: 1000m3, Liquids: m3, Sulphur: MTS

VPR6200

Facility ID ABGS0114210

Facility Name MEDRVR 102/06-20-038-04 W5 GAS GS

Facility Licence # 37536

Facility Operator OTM9 NAL

Production Month	201701	201702	201703	201704	201705	201706	201707	201708	201709	201710	201711	201712	Totals
Receipts													
Receipts from Alberta Facilities	2,278.3	2,022.8	2,258.9	2,025.0	1,742.0	2,122.3	2,230.6	2,276.2	2,167.5	2,163.5	2,110.3	2,064.4	25,461.8
Receipts from Non-Alberta Facilities	0.0	0.0	0.0	0.0	0.0	0.0	0.0	0.0	0.0	0.0	0.0	0.0	0.0
Dispositions													
Disposition													
Battery	0.0	0.0	0.0	0.0	0.0	0.0	0.0	0.0	0.0	0.0	0.0	0.0	0.0
Gas Gathering System	2,108.5	1,879.2	2,169.8	2,079.5	1,706.0	2,115.4	2,154.1	2,213.1	2,049.9	2,097.5	1,933.1	2,170.9	24,677.0
Gas Plant	0.0	0.0	0.0	0.0	0.0	0.0	0.0	0.0	0.0	0.0	0.0	0.0	0.0
Injection Facility	0.0	0.0	0.0	0.0	0.0	0.0	0.0	0.0	0.0	0.0	0.0	0.0	0.0
Meter Station	0.0	0.0	0.0	0.0	0.0	0.0	0.0	0.0	0.0	0.0	0.0	0.0	0.0
Other	0.0	0.0	0.0	0.0	0.0	0.0	0.0	0.0	0.0	0.0	0.0	0.0	0.0
Alberta Commercial	0.0	0.0	0.0	0.0	0.0	0.0	0.0	0.0	0.0	0.0	0.0	0.0	0.0
Alberta Industrial	0.0	0.0	0.0	0.0	0.0	0.0	0.0	0.0	0.0	0.0	0.0	0.0	0.0
Alberta Residential	0.0	0.0	0.0	0.0	0.0	0.0	0.0	0.0	0.0	0.0	0.0	0.0	0.0
Alberta Elec.Generation	0.0	0.0	0.0	0.0	0.0	0.0	0.0	0.0	0.0	0.0	0.0	0.0	0.0
Shrinkage													
Acid Gas	0.0	0.0	0.0	0.0	0.0	0.0	0.0	0.0	0.0	0.0	0.0	0.0	0.0
Other products	6.3	5.4	6.2	6.1	0.0	0.3	1.5	0.0	4.1	3.9	3.3	4.6	41.7
Fuel	91.2	74.0	111.4	98.2	100.3	104.7	105.2	111.2	115.2	121.0	218.4	0.0	1,250.8
Flared	0.0	0.0	0.0	0.0	0.0	0.0	0.0	0.0	0.0	0.0	0.0	0.0	0.0
Vented	0.0	0.0	0.0	0.0	0.0	0.0	0.0	0.0	0.0	0.0	0.0	0.0	0.0
Diff and Other	72.3	64.2	-28.5	-158.8	-64.3	-98.1	-30.2	-48.1	-1.7	-58.9	-44.5	-111.1	-507.7
Process and Frac													
Pentanes Plus	30.5	26.3	30.2	29.4	0.0	1.5	7.4	0.0	19.6	19.1	16.1	22.3	202.4
Propane	0.0	0.0	0.0	0.0	0.0	0.0	0.0	0.0	0.0	0.0	0.0	0.0	0.0
Butanes	0.0	0.0	0.0	0.0	0.0	0.0	0.0	0.0	0.0	0.0	0.0	0.0	0.0
Ethane	0.0	0.0	0.0	0.0	0.0	0.0	0.0	0.0	0.0	0.0	0.0	0.0	0.0
NGL	0.0	0.0	0.0	0.0	0.0	0.0	0.0	0.0	0.0	0.0	0.0	0.0	0.0
Sulphur	0.0	0.0	0.0	0.0	0.0	0.0	0.0	0.0	0.0	0.0	0.0	0.0	0.0
Sulphur Closing Inv	0.0	0.0	0.0	0.0	0.0	0.0	0.0	0.0	0.0	0.0	0.0	0.0	0.0

Unit of Measurement: Gas and Gas equivalent products: 1000m3, Liquids: m3, Sulphur: MTS

VPR6200

Facility ID ABGS0114287

Facility Name PINE CREEK 12-19-57-18 BONAV GROUP

Facility Licence # 42155

Facility Operator A5RX BEC

Production Month	201701	201702	201703	201704	201705	201706	201707	201708	201709	201710	201711	201712	Totals
Receipts													
Receipts from Alberta Facilities	5,382.9	4,716.9	5,977.4	5,421.9	5,573.3	5,364.4	5,419.9	4,104.5	5,312.0	5,161.5	5,093.3	5,081.1	62,609.1
Receipts from Non-Alberta Facilities	0.0	0.0	0.0	0.0	0.0	0.0	0.0	0.0	0.0	0.0	0.0	0.0	0.0
Dispositions													
Disposition													
Battery	0.0	0.0	0.0	0.0	0.0	0.0	0.0	0.0	0.0	0.0	0.0	0.0	0.0
Gas Gathering System	5,204.1	4,554.0	5,799.2	5,253.6	5,401.4	5,193.0	5,246.8	3,972.2	5,141.6	4,986.1	4,922.6	4,906.5	60,581.1
Gas Plant	0.0	0.0	0.0	0.0	0.0	0.0	0.0	0.0	0.0	0.0	0.0	0.0	0.0
Injection Facility	0.0	0.0	0.0	0.0	0.0	0.0	0.0	0.0	0.0	0.0	0.0	0.0	0.0
Meter Station	0.0	0.0	0.0	0.0	0.0	0.0	0.0	0.0	0.0	0.0	0.0	0.0	0.0
Other	0.0	0.0	0.0	0.0	0.0	0.0	0.0	0.0	0.0	0.0	0.0	0.0	0.0
Alberta Commercial	0.0	0.0	0.0	0.0	0.0	0.0	0.0	0.0	0.0	0.0	0.0	0.0	0.0
Alberta Industrial	0.0	0.0	0.0	0.0	0.0	0.0	0.0	0.0	0.0	0.0	0.0	0.0	0.0
Alberta Residential	0.0	0.0	0.0	0.0	0.0	0.0	0.0	0.0	0.0	0.0	0.0	0.0	0.0
Alberta Elec.Generation	0.0	0.0	0.0	0.0	0.0	0.0	0.0	0.0	0.0	0.0	0.0	0.0	0.0
Shrinkage													
Acid Gas	0.0	0.0	0.0	0.0	0.0	0.0	0.0	0.0	0.0	0.0	0.0	0.0	0.0
Other products	0.0	0.0	0.0	0.0	0.0	0.0	0.0	3.5	0.0	2.5	0.0	0.0	6.0
Fuel	178.4	160.6	177.4	169.0	170.9	171.7	173.5	132.6	170.6	175.4	170.8	174.6	2,025.5
Flared	0.0	0.0	0.0	0.0	0.0	0.0	0.0	0.0	0.0	0.0	0.0	0.0	0.0
Vented	0.4	2.2	0.8	0.2	1.0	0.0	0.0	0.0	0.0	0.0	0.2	0.2	5.0
Diff and Other	0.0	0.1	0.0	-0.9	0.0	-0.3	-3.9	-0.3	-2.7	0.0	-0.3	-0.2	-8.5
Process and Frac													
Pentanes Plus	0.0	0.0	0.0	0.0	0.0	0.0	17.0	0.0	12.0	0.0	0.0	0.0	29.0
Propane	0.0	0.0	0.0	0.0	0.0	0.0	0.0	0.0	0.0	0.0	0.0	0.0	0.0
Butanes	0.0	0.0	0.0	0.0	0.0	0.0	0.0	0.0	0.0	0.0	0.0	0.0	0.0
Ethane	0.0	0.0	0.0	0.0	0.0	0.0	0.0	0.0	0.0	0.0	0.0	0.0	0.0
NGL	0.0	0.0	0.0	0.0	0.0	0.0	0.0	0.0	0.0	0.0	0.0	0.0	0.0
Sulphur	0.0	0.0	0.0	0.0	0.0	0.0	0.0	0.0	0.0	0.0	0.0	0.0	0.0
Sulphur Closing Inv	0.0	0.0	0.0	0.0	0.0	0.0	0.0	0.0	0.0	0.0	0.0	0.0	0.0

Unit of Measurement: Gas and Gas equivalent products: 1000m3, Liquids: m3, Sulphur: MTS

VPR6200

Facility ID ABGS0114943

Facility Name BONAVIDA NORTH ROSEVEAR

Facility Licence # 12457

Facility Operator A5RX BEC

Production Month	201701	201702	201703	201704	201705	201706	201707	201708	201709	201710	201711	201712	Totals
Receipts													
Receipts from Alberta Facilities	13,065.6	11,860.4	18,134.7	18,188.5	18,096.5	18,463.7	17,142.1	18,784.5	17,143.0	15,122.2	18,268.5	17,788.6	202,058.3
Receipts from Non-Alberta Facilities	0.0	0.0	0.0	0.0	0.0	0.0	0.0	0.0	0.0	0.0	0.0	0.0	0.0
Dispositions													
Disposition													
Battery	0.0	0.0	0.0	0.0	0.0	0.0	0.0	0.0	0.0	0.0	0.0	0.0	0.0
Gas Gathering System	12,907.1	11,710.8	17,903.9	17,960.7	17,855.5	18,267.0	16,915.7	18,740.8	17,095.0	14,880.0	17,946.6	17,640.5	199,823.6
Gas Plant	0.0	0.0	0.0	0.0	0.0	0.0	0.0	0.0	0.0	0.0	0.0	0.0	0.0
Injection Facility	0.0	0.0	0.0	0.0	0.0	0.0	0.0	0.0	0.0	0.0	0.0	0.0	0.0
Meter Station	0.0	0.0	0.0	0.0	0.0	0.0	0.0	0.0	0.0	0.0	0.0	0.0	0.0
Other	0.0	0.0	0.0	0.0	0.0	0.0	0.0	0.0	0.0	0.0	0.0	0.0	0.0
Alberta Commercial	0.0	0.0	0.0	0.0	0.0	0.0	0.0	0.0	0.0	0.0	0.0	0.0	0.0
Alberta Industrial	0.0	0.0	0.0	0.0	0.0	0.0	0.0	0.0	0.0	0.0	0.0	0.0	0.0
Alberta Residential	0.0	0.0	0.0	0.0	0.0	0.0	0.0	0.0	0.0	0.0	0.0	0.0	0.0
Alberta Elec.Generation	0.0	0.0	0.0	0.0	0.0	0.0	0.0	0.0	0.0	0.0	0.0	0.0	0.0
Shrinkage													
Acid Gas	0.0	0.0	0.0	0.0	0.0	0.0	0.0	0.0	0.0	0.0	0.0	0.0	0.0
Other products	0.3	1.2	3.3	1.4	0.0	0.8	0.5	1.0	3.4	1.8	0.0	1.3	15.0
Fuel	156.3	141.2	229.4	222.0	229.4	196.3	225.4	43.7	48.0	242.2	321.9	148.1	2,203.9
Flared	0.0	0.0	0.0	0.0	0.0	0.0	0.0	0.0	0.0	0.0	0.0	0.0	0.0
Vented	2.2	8.4	1.4	5.8	11.6	0.4	1.0	0.0	0.0	0.0	0.0	0.0	30.8
Diff and Other	-0.3	-1.2	-3.3	-1.4	0.0	-0.8	-0.5	-1.0	-3.4	-1.8	0.0	-1.3	-15.0
Process and Frac													
Pentanes Plus	1.5	6.0	16.1	6.9	0.0	4.0	2.5	4.7	16.5	8.7	0.0	6.5	73.4
Propane	0.0	0.0	0.0	0.0	0.0	0.0	0.0	0.0	0.0	0.0	0.0	0.0	0.0
Butanes	0.0	0.0	0.0	0.0	0.0	0.0	0.0	0.0	0.0	0.0	0.0	0.0	0.0
Ethane	0.0	0.0	0.0	0.0	0.0	0.0	0.0	0.0	0.0	0.0	0.0	0.0	0.0
NGL	0.0	0.0	0.0	0.0	0.0	0.0	0.0	0.0	0.0	0.0	0.0	0.0	0.0
Sulphur	0.0	0.0	0.0	0.0	0.0	0.0	0.0	0.0	0.0	0.0	0.0	0.0	0.0
Sulphur Closing Inv	0.0	0.0	0.0	0.0	0.0	0.0	0.0	0.0	0.0	0.0	0.0	0.0	0.0

Unit of Measurement: Gas and Gas equivalent products: 1000m3, Liquids: m3, Sulphur: MTS

VPR6200
Facility ID ABGS0114993

Facility Name Tourmaline Horse 16-17 GGS

Facility Licence # 41159

Facility Operator A573 TOURMALINE

Production Month	201701	201702	201703	201704	201705	201706	201707	201708	201709	201710	201711	201712	Totals
Receipts													
Receipts from Alberta Facilities	69,942.5	63,634.5	80,522.4	91,403.3	83,545.5	74,807.3	73,714.0	70,606.0	72,366.5	68,924.0	62,438.0	75,832.3	887,736.3
Receipts from Non-Alberta Facilities	0.0	0.0	0.0	0.0	0.0	0.0	0.0	0.0	0.0	0.0	0.0	0.0	0.0
Dispositions													
Disposition													
Battery	0.0	0.0	0.0	0.0	0.0	0.0	0.0	0.0	0.0	0.0	0.0	0.0	0.0
Gas Gathering System	12,686.7	11,759.2	14,021.0	16,162.2	12,123.4	7,579.0	7,672.2	13,333.2	15,959.6	16,268.9	8,120.6	18,925.8	154,611.8
Gas Plant	55,139.9	50,012.9	64,393.0	72,883.5	69,517.8	65,481.6	64,236.5	55,335.0	54,388.1	50,832.1	52,833.1	54,898.6	709,952.1
Injection Facility	0.0	0.0	0.0	0.0	0.0	0.0	0.0	0.0	0.0	0.0	0.0	0.0	0.0
Meter Station	0.0	0.0	0.0	0.0	0.0	0.0	0.0	0.0	0.0	0.0	0.0	0.0	0.0
Other	0.0	0.0	0.0	0.0	0.0	0.0	0.0	0.0	0.0	0.0	0.0	0.0	0.0
Alberta Commercial	0.0	0.0	0.0	0.0	0.0	0.0	0.0	0.0	0.0	0.0	0.0	0.0	0.0
Alberta Industrial	0.0	0.0	0.0	0.0	0.0	0.0	0.0	0.0	0.0	0.0	0.0	0.0	0.0
Alberta Residential	0.0	0.0	0.0	0.0	0.0	0.0	0.0	0.0	0.0	0.0	0.0	0.0	0.0
Alberta Elec.Generation	0.0	0.0	0.0	0.0	0.0	0.0	0.0	0.0	0.0	0.0	0.0	0.0	0.0
Shrinkage													
Acid Gas	0.0	0.0	0.0	0.0	0.0	0.0	0.0	0.0	0.0	0.0	0.0	0.0	0.0
Other products	418.5	309.2	366.8	312.2	352.7	385.8	398.4	330.8	354.3	307.5	301.0	389.2	4,226.4
Fuel	1,974.2	1,821.8	2,130.7	2,224.7	1,966.6	1,772.8	1,762.7	1,670.2	1,699.7	1,612.8	1,474.2	1,837.8	21,948.2
Flared	0.5	2.8	1.9	1.8	1.9	2.6	0.0	0.0	1.9	3.3	0.7	0.8	18.2
Vented	0.3	0.4	0.7	0.9	0.6	0.9	0.0	0.0	0.7	1.1	0.4	0.4	6.4
Diff and Other	-277.6	-271.8	-391.7	-182.0	-417.5	-415.4	-355.8	-63.2	-37.8	-101.7	-292.0	-220.3	-3,026.8
Process and Frac													
Pentanes Plus	2,024.8	1,496.3	1,774.8	1,510.6	1,706.8	1,866.6	1,927.9	1,600.5	1,714.1	1,488.0	1,456.5	1,883.4	20,450.3
Propane	0.0	0.0	0.0	0.0	0.0	0.0	0.0	0.0	0.0	0.0	0.0	0.0	0.0
Butanes	0.0	0.0	0.0	0.0	0.0	0.0	0.0	0.0	0.0	0.0	0.0	0.0	0.0
Ethane	0.0	0.0	0.0	0.0	0.0	0.0	0.0	0.0	0.0	0.0	0.0	0.0	0.0
NGL	0.0	0.0	0.0	0.0	0.0	0.0	0.0	0.0	0.0	0.0	0.0	0.0	0.0
Sulphur	0.0	0.0	0.0	0.0	0.0	0.0	0.0	0.0	0.0	0.0	0.0	0.0	0.0
Sulphur Closing Inv	0.0	0.0	0.0	0.0	0.0	0.0	0.0	0.0	0.0	0.0	0.0	0.0	0.0

Unit of Measurement: Gas and Gas equivalent products: 1000m3, Liquids: m3, Sulphur: MTS

VPR6200

Facility ID ABGS0115365

Facility Name 06-31-035-03W5 Gathering

Facility Licence # 42960

Facility Operator OZOH HARVEST

Production Month	201701	201702	201703	201704	201705	201706	201707	201708	201709	201710	201711	201712	Totals
Receipts													
Receipts from Alberta Facilities	937.0	832.3	887.5	823.8	846.3	767.9	810.7	798.3	698.8	559.6	598.9	682.5	9,243.6
Receipts from Non-Alberta Facilities	0.0	0.0	0.0	0.0	0.0	0.0	0.0	0.0	0.0	0.0	0.0	0.0	0.0
Dispositions													
Disposition													
Battery	0.0	0.0	0.0	0.0	0.0	0.0	0.0	0.0	0.0	0.0	0.0	0.0	0.0
Gas Gathering System	935.4	781.0	822.2	763.0	813.9	738.8	779.4	754.6	669.6	520.2	574.8	674.6	8,827.5
Gas Plant	0.0	0.0	0.0	0.0	0.0	0.0	0.0	0.0	0.0	0.0	0.0	0.0	0.0
Injection Facility	0.0	0.0	0.0	0.0	0.0	0.0	0.0	0.0	0.0	0.0	0.0	0.0	0.0
Meter Station	0.0	0.0	0.0	0.0	0.0	0.0	0.0	0.0	0.0	0.0	0.0	0.0	0.0
Other	0.0	0.0	0.0	0.0	0.0	0.0	0.0	0.0	0.0	0.0	0.0	0.0	0.0
Alberta Commercial	0.0	0.0	0.0	0.0	0.0	0.0	0.0	0.0	0.0	0.0	0.0	0.0	0.0
Alberta Industrial	0.0	0.0	0.0	0.0	0.0	0.0	0.0	0.0	0.0	0.0	0.0	0.0	0.0
Alberta Residential	0.0	0.0	0.0	0.0	0.0	0.0	0.0	0.0	0.0	0.0	0.0	0.0	0.0
Alberta Elec.Generation	0.0	0.0	0.0	0.0	0.0	0.0	0.0	0.0	0.0	0.0	0.0	0.0	0.0
Shrinkage													
Acid Gas	0.0	0.0	0.0	0.0	0.0	0.0	0.0	0.0	0.0	0.0	0.0	0.0	0.0
Other products	2.0	0.0	1.8	0.0	0.0	0.0	1.5	0.0	0.0	0.0	0.0	2.3	7.6
Fuel	69.8	69.1	76.4	62.5	33.1	31.3	29.8	28.1	25.9	24.2	23.1	25.3	498.6
Flared	0.0	0.0	0.0	0.0	0.0	0.0	0.0	0.0	0.0	0.0	0.0	0.0	0.0
Vented	0.0	0.0	0.0	0.0	0.0	0.0	0.0	0.0	0.0	0.0	0.0	0.0	0.0
Diff and Other	-70.2	-17.8	-12.9	-1.7	-0.7	-2.2	0.0	15.6	3.3	15.2	1.0	-19.7	-90.1
Process and Frac													
Pentanes Plus	9.7	0.0	8.8	0.0	0.0	0.0	7.4	0.0	0.0	0.0	0.0	11.0	36.9
Propane	0.0	0.0	0.0	0.0	0.0	0.0	0.0	0.0	0.0	0.0	0.0	0.0	0.0
Butanes	0.0	0.0	0.0	0.0	0.0	0.0	0.0	0.0	0.0	0.0	0.0	0.0	0.0
Ethane	0.0	0.0	0.0	0.0	0.0	0.0	0.0	0.0	0.0	0.0	0.0	0.0	0.0
NGL	0.0	0.0	0.0	0.0	0.0	0.0	0.0	0.0	0.0	0.0	0.0	0.0	0.0
Sulphur	0.0	0.0	0.0	0.0	0.0	0.0	0.0	0.0	0.0	0.0	0.0	0.0	0.0
Sulphur Closing Inv	0.0	0.0	0.0	0.0	0.0	0.0	0.0	0.0	0.0	0.0	0.0	0.0	0.0

Unit of Measurement: Gas and Gas equivalent products: 1000m3, Liquids: m3, Sulphur: MTS

VPR6200

Facility ID ABGS0115516

Facility Name GILBY 03-28-41-4 GGS

Facility Licence # 42265

Facility Operator A5RX BEC

Production Month	201701	201702	201703	201704	201705	201706	201707	201708	201709	201710	201711	201712	Totals
Receipts													
Receipts from Alberta Facilities	67,267.0	60,693.9	66,686.4	63,304.5	64,808.1	63,141.6	66,177.1	65,471.5	63,047.0	62,769.7	60,413.5	64,067.3	767,847.6
Receipts from Non-Alberta Facilities	0.0	0.0	0.0	0.0	0.0	0.0	0.0	0.0	0.0	0.0	0.0	0.0	0.0
Dispositions													
Disposition													
Battery	0.0	0.0	0.0	0.0	0.0	0.0	0.0	0.0	0.0	0.0	0.0	0.0	0.0
Gas Gathering System	65,877.9	59,832.7	65,680.9	62,099.9	63,435.7	62,440.4	64,682.6	64,506.2	62,106.5	61,494.9	59,116.3	62,783.7	754,057.7
Gas Plant	0.0	0.0	0.0	0.0	0.0	0.0	0.0	0.0	0.0	0.0	0.0	0.0	0.0
Injection Facility	0.0	0.0	0.0	0.0	0.0	0.0	0.0	0.0	0.0	0.0	0.0	0.0	0.0
Meter Station	0.0	0.0	0.0	0.0	0.0	0.0	0.0	0.0	0.0	0.0	0.0	0.0	0.0
Other	0.0	0.0	0.0	0.0	0.0	0.0	0.0	0.0	0.0	0.0	0.0	0.0	0.0
Alberta Commercial	0.0	0.0	0.0	0.0	0.0	0.0	0.0	0.0	0.0	0.0	0.0	0.0	0.0
Alberta Industrial	0.0	0.0	0.0	0.0	0.0	0.0	0.0	0.0	0.0	0.0	0.0	0.0	0.0
Alberta Residential	0.0	0.0	0.0	0.0	0.0	0.0	0.0	0.0	0.0	0.0	0.0	0.0	0.0
Alberta Elec.Generation	0.0	0.0	0.0	0.0	0.0	0.0	0.0	0.0	0.0	0.0	0.0	0.0	0.0
Shrinkage													
Acid Gas	0.0	0.0	0.0	0.0	0.0	0.0	0.0	0.0	0.0	0.0	0.0	0.0	0.0
Other products	9.3	5.9	0.4	6.3	1.4	1.8	0.0	0.0	0.0	1.7	0.0	1.7	28.5
Fuel	1,407.0	1,203.0	1,293.5	1,260.8	1,347.4	1,244.3	1,290.7	1,245.9	1,244.7	1,290.0	1,297.8	1,328.2	15,453.3
Flared	15.6	21.7	9.7	10.0	16.2	3.7	4.4	12.6	5.1	3.8	5.2	0.0	108.0
Vented	0.3	0.2	0.1	0.2	0.1	0.1	0.0	0.0	0.0	0.1	0.0	0.0	1.1
Diff and Other	-43.1	-369.6	-298.2	-72.7	7.3	-548.7	199.4	-293.2	-309.3	-20.8	-5.8	-46.3	-1,801.0
Process and Frac													
Pentanes Plus	44.9	28.6	2.0	30.5	6.7	8.8	0.0	0.0	0.0	8.2	0.0	8.0	137.7
Propane	0.0	0.0	0.0	0.0	0.0	0.0	0.0	0.0	0.0	0.0	0.0	0.0	0.0
Butanes	0.0	0.0	0.0	0.0	0.0	0.0	0.0	0.0	0.0	0.0	0.0	0.0	0.0
Ethane	0.0	0.0	0.0	0.0	0.0	0.0	0.0	0.0	0.0	0.0	0.0	0.0	0.0
NGL	0.0	0.0	0.0	0.0	0.0	0.0	0.0	0.0	0.0	0.0	0.0	0.0	0.0
Sulphur	0.0	0.0	0.0	0.0	0.0	0.0	0.0	0.0	0.0	0.0	0.0	0.0	0.0
Sulphur Closing Inv	0.0	0.0	0.0	0.0	0.0	0.0	0.0	0.0	0.0	0.0	0.0	0.0	0.0

Unit of Measurement: Gas and Gas equivalent products: 1000m3, Liquids: m3, Sulphur: MTS

VPR6200

Facility ID ABGS0115585

Facility Name MCLEOD RIVER 06-04

Facility Licence # 42959

Facility Operator A1GR PINE CLIFF

Production Month	201701	201702	201703	201704	201705	201706	201707	201708	201709	201710	201711	201712	Totals
Receipts													
Receipts from Alberta Facilities	545.1	458.8	587.6	538.6	541.6	469.3	537.6	540.3	520.9	598.2	584.8	482.5	6,405.3
Receipts from Non-Alberta Facilities	0.0	0.0	0.0	0.0	0.0	0.0	0.0	0.0	0.0	0.0	0.0	0.0	0.0
Dispositions													
Disposition													
Battery	0.0	0.0	0.0	0.0	0.0	0.0	0.0	0.0	0.0	0.0	0.0	0.0	0.0
Gas Gathering System	506.1	422.5	539.5	497.7	505.3	439.3	483.4	509.5	484.5	568.4	534.6	444.1	5,934.9
Gas Plant	0.0	0.0	0.0	0.0	0.0	0.0	0.0	0.0	0.0	0.0	0.0	0.0	0.0
Injection Facility	0.0	0.0	0.0	0.0	0.0	0.0	0.0	0.0	0.0	0.0	0.0	0.0	0.0
Meter Station	0.0	0.0	0.0	0.0	0.0	0.0	0.0	0.0	0.0	0.0	0.0	0.0	0.0
Other	0.0	0.0	0.0	0.0	0.0	0.0	0.0	0.0	0.0	0.0	0.0	0.0	0.0
Alberta Commercial	0.0	0.0	0.0	0.0	0.0	0.0	0.0	0.0	0.0	0.0	0.0	0.0	0.0
Alberta Industrial	0.0	0.0	0.0	0.0	0.0	0.0	0.0	0.0	0.0	0.0	0.0	0.0	0.0
Alberta Residential	0.0	0.0	0.0	0.0	0.0	0.0	0.0	0.0	0.0	0.0	0.0	0.0	0.0
Alberta Elec.Generation	0.0	0.0	0.0	0.0	0.0	0.0	0.0	0.0	0.0	0.0	0.0	0.0	0.0
Shrinkage													
Acid Gas	0.0	0.0	0.0	0.0	0.0	0.0	0.0	0.0	0.0	0.0	0.0	0.0	0.0
Other products	0.6	1.5	1.2	0.9	2.2	0.4	1.3	3.2	1.4	2.2	1.1	0.2	16.2
Fuel	32.4	23.7	37.2	31.2	31.7	24.4	29.3	29.4	26.8	30.4	34.7	27.6	358.8
Flared	0.0	0.0	0.0	0.0	0.0	0.0	0.0	0.0	0.0	0.0	0.0	0.0	0.0
Vented	0.0	0.0	0.0	0.0	0.0	0.0	0.0	0.0	0.0	0.0	0.0	0.0	0.0
Diff and Other	6.0	11.1	9.7	8.8	2.4	5.2	23.6	-1.8	8.2	-2.8	14.4	10.6	95.4
Process and Frac													
Pentanes Plus	2.9	7.3	5.7	4.2	10.6	2.0	6.5	15.5	6.9	10.5	5.3	0.9	78.3
Propane	0.0	0.0	0.0	0.0	0.0	0.0	0.0	0.0	0.0	0.0	0.0	0.0	0.0
Butanes	0.0	0.0	0.0	0.0	0.0	0.0	0.0	0.0	0.0	0.0	0.0	0.0	0.0
Ethane	0.0	0.0	0.0	0.0	0.0	0.0	0.0	0.0	0.0	0.0	0.0	0.0	0.0
NGL	0.0	0.0	0.0	0.0	0.0	0.0	0.0	0.0	0.0	0.0	0.0	0.0	0.0
Sulphur	0.0	0.0	0.0	0.0	0.0	0.0	0.0	0.0	0.0	0.0	0.0	0.0	0.0
Sulphur Closing Inv	0.0	0.0	0.0	0.0	0.0	0.0	0.0	0.0	0.0	0.0	0.0	0.0	0.0

Unit of Measurement: Gas and Gas equivalent products: 1000m3, Liquids: m3, Sulphur: MTS

VPR6200
Facility ID ABGS0115614
Facility Licence # 36268

Facility Name Pennwest WillGr
Facility Operator OBP8 OBE

Production Month	201701	201702	201703	201704	201705	201706	201707	201708	201709	201710	201711	201712	Totals
Receipts													
Receipts from Alberta Facilities	2,289.9	2,148.8	2,392.2	2,240.0	2,393.5	2,337.0	2,447.2	2,118.2	4,689.7	7,035.6	7,757.8	2,047.8	39,897.7
Receipts from Non-Alberta Facilities	0.0	0.0	0.0	0.0	0.0	0.0	0.0	0.0	0.0	0.0	0.0	0.0	0.0
Dispositions													
Disposition													
Battery	14.7	12.1	11.3	9.0	2.8	0.3	0.2	0.2	0.7	3.5	14.0	20.3	89.1
Gas Gathering System	0.0	0.0	0.0	0.0	0.0	0.0	0.0	0.0	0.0	0.0	136.7	2,207.9	2,344.6
Gas Plant	1,952.9	1,998.4	2,147.5	2,061.0	2,314.1	2,262.2	2,371.7	2,075.1	4,652.8	6,951.7	7,895.5	0.0	36,682.9
Injection Facility	0.0	0.0	0.0	0.0	0.0	0.0	0.0	0.0	0.0	0.0	0.0	0.0	0.0
Meter Station	0.0	0.0	0.0	0.0	0.0	0.0	0.0	0.0	0.0	0.0	0.0	0.0	0.0
Other	0.0	0.0	0.0	0.0	0.0	0.0	0.0	0.0	0.0	0.0	0.0	0.0	0.0
Alberta Commercial	0.0	0.0	0.0	0.0	0.0	0.0	0.0	0.0	0.0	0.0	0.0	0.0	0.0
Alberta Industrial	0.0	0.0	0.0	0.0	0.0	0.0	0.0	0.0	0.0	0.0	0.0	0.0	0.0
Alberta Residential	0.0	0.0	0.0	0.0	0.0	0.0	0.0	0.0	0.0	0.0	0.0	0.0	0.0
Alberta Elec.Generation	0.0	0.0	0.0	0.0	0.0	0.0	0.0	0.0	0.0	0.0	0.0	0.0	0.0
Shrinkage													
Acid Gas	0.0	0.0	0.0	0.0	0.0	0.0	0.0	0.0	0.0	0.0	0.0	0.0	0.0
Other products	10.0	39.5	37.7	24.3	12.9	25.3	8.7	6.4	0.1	26.0	0.6	10.1	201.6
Fuel	0.0	0.0	0.0	0.0	0.0	0.0	0.0	0.0	0.0	0.0	0.0	31.2	31.2
Flared	0.0	0.0	0.0	0.0	0.0	0.0	0.0	0.0	0.0	0.0	0.0	0.0	0.0
Vented	0.0	0.0	0.0	0.0	0.0	0.0	0.0	0.0	0.0	0.0	0.0	0.0	0.0
Diff and Other	312.3	98.8	195.7	145.7	63.7	49.2	66.6	36.5	36.1	54.4	-289.0	-221.7	548.3
Process and Frac													
Pentanes Plus	48.3	190.9	182.5	117.8	62.6	122.4	42.3	30.8	0.4	125.8	2.9	49.0	975.7
Propane	0.0	0.0	0.0	0.0	0.0	0.0	0.0	0.0	0.0	0.0	0.0	0.0	0.0
Butanes	0.0	0.0	0.0	0.0	0.0	0.0	0.0	0.0	0.0	0.0	0.0	0.0	0.0
Ethane	0.0	0.0	0.0	0.0	0.0	0.0	0.0	0.0	0.0	0.0	0.0	0.0	0.0
NGL	0.0	0.0	0.0	0.0	0.0	0.0	0.0	0.0	0.0	0.0	0.0	0.0	0.0
Sulphur	0.0	0.0	0.0	0.0	0.0	0.0	0.0	0.0	0.0	0.0	0.0	0.0	0.0
Sulphur Closing Inv	0.0	0.0	0.0	0.0	0.0	0.0	0.0	0.0	0.0	0.0	0.0	0.0	0.0

Unit of Measurement: Gas and Gas equivalent products: 1000m3, Liquids: m3, Sulphur: MTS

VPR6200

Facility ID ABGS0115991

Facility Name Mulligan 8-34-081-10W6 GS

Facility Licence # 26718

Facility Operator OHE9 CNRL

Production Month	201701	201702	201703	201704	201705	201706	201707	201708	201709	201710	201711	201712	Totals
Receipts													
Receipts from Alberta Facilities	1,255.2	1,170.0	1,365.5	1,403.6	1,267.9	635.3	1,070.8	1,653.7	1,493.9	1,508.7	1,516.2	1,508.0	15,848.8
Receipts from Non-Alberta Facilities	0.0	0.0	0.0	0.0	0.0	0.0	0.0	0.0	0.0	0.0	0.0	0.0	0.0
Dispositions													
Disposition													
Battery	0.0	0.0	0.0	0.0	0.0	0.0	0.0	0.0	0.0	0.0	0.0	0.0	0.0
Gas Gathering System	1,213.3	1,058.2	1,269.7	1,337.0	1,204.5	572.1	980.2	1,601.7	1,465.3	1,488.3	1,499.6	1,354.4	15,044.3
Gas Plant	0.0	0.0	0.0	0.0	0.0	0.0	0.0	0.0	0.0	0.0	0.0	0.0	0.0
Injection Facility	0.0	0.0	0.0	0.0	0.0	0.0	0.0	0.0	0.0	0.0	0.0	0.0	0.0
Meter Station	0.0	0.0	0.0	0.0	0.0	0.0	0.0	0.0	0.0	0.0	0.0	0.0	0.0
Other	0.0	0.0	0.0	0.0	0.0	0.0	0.0	0.0	0.0	0.0	0.0	0.0	0.0
Alberta Commercial	0.0	0.0	0.0	0.0	0.0	0.0	0.0	0.0	0.0	0.0	0.0	0.0	0.0
Alberta Industrial	0.0	0.0	0.0	0.0	0.0	0.0	0.0	0.0	0.0	0.0	0.0	0.0	0.0
Alberta Residential	0.0	0.0	0.0	0.0	0.0	0.0	0.0	0.0	0.0	0.0	0.0	0.0	0.0
Alberta Elec.Generation	0.0	0.0	0.0	0.0	0.0	0.0	0.0	0.0	0.0	0.0	0.0	0.0	0.0
Shrinkage													
Acid Gas	0.0	0.0	0.0	0.0	0.0	0.0	0.0	0.0	0.0	0.0	0.0	0.0	0.0
Other products	2.1	3.3	4.0	1.7	3.2	0.8	1.1	0.7	0.0	0.0	2.1	1.6	20.6
Fuel	78.1	69.6	78.8	78.7	80.4	50.7	73.3	75.5	69.2	71.4	73.4	80.4	879.5
Flared	4.4	4.4	0.0	6.0	6.0	5.8	5.6	6.2	4.8	4.8	5.2	5.0	58.2
Vented	0.0	0.0	0.0	0.0	0.0	0.0	0.0	0.0	0.0	0.0	0.0	0.0	0.0
Diff and Other	-42.7	34.5	13.0	-19.8	-26.2	5.9	10.6	-30.4	-45.4	-55.8	-64.1	66.6	-153.8
Process and Frac													
Pentanes Plus	10.3	16.1	19.5	8.4	15.4	4.0	5.1	3.3	0.0	0.0	10.4	7.7	100.2
Propane	0.0	0.0	0.0	0.0	0.0	0.0	0.0	0.0	0.0	0.0	0.0	0.0	0.0
Butanes	0.0	0.0	0.0	0.0	0.0	0.0	0.0	0.0	0.0	0.0	0.0	0.0	0.0
Ethane	0.0	0.0	0.0	0.0	0.0	0.0	0.0	0.0	0.0	0.0	0.0	0.0	0.0
NGL	0.0	0.0	0.0	0.0	0.0	0.0	0.0	0.0	0.0	0.0	0.0	0.0	0.0
Sulphur	0.0	0.0	0.0	0.0	0.0	0.0	0.0	0.0	0.0	0.0	0.0	0.0	0.0
Sulphur Closing Inv	0.0	0.0	0.0	0.0	0.0	0.0	0.0	0.0	0.0	0.0	0.0	0.0	0.0

Unit of Measurement: Gas and Gas equivalent products: 1000m3, Liquids: m3, Sulphur: MTS

VPR6200

Facility ID ABGS0116031

Facility Name SADDLE HILLS 3-14-75-7w6 TO TEEPEE

Facility Licence # 29249

Facility Operator OHE9 CNRL

Production Month	201701	201702	201703	201704	201705	201706	201707	201708	201709	201710	201711	201712	Totals
					SHUTIN	SHUTIN	SHUTIN						
Receipts													
Receipts from Alberta Facilities	2,170.2	1,950.7	2,185.2	407.6	0.0	0.0	0.0	1,038.5	2,842.7	2,420.4	2,348.1	2,606.4	17,969.8
Receipts from Non-Alberta Facilities	0.0	0.0	0.0	0.0	0.0	0.0	0.0	0.0	0.0	0.0	0.0	0.0	0.0
Dispositions													
Disposition													
Battery	0.0	0.0	0.0	0.0	0.0	0.0	0.0	0.0	0.0	0.0	0.0	0.0	0.0
Gas Gathering System	2,180.0	2,017.2	2,214.2	428.1	0.0	0.0	0.0	990.1	2,820.2	2,422.3	2,321.1	2,522.9	17,916.1
Gas Plant	0.0	0.0	0.0	0.0	0.0	0.0	0.0	0.0	0.0	0.0	0.0	0.0	0.0
Injection Facility	0.0	0.0	0.0	0.0	0.0	0.0	0.0	0.0	0.0	0.0	0.0	0.0	0.0
Meter Station	0.0	0.0	0.0	0.0	0.0	0.0	0.0	0.0	0.0	0.0	0.0	0.0	0.0
Other	0.0	0.0	0.0	0.0	0.0	0.0	0.0	0.0	0.0	0.0	0.0	0.0	0.0
Alberta Commercial	0.0	0.0	0.0	0.0	0.0	0.0	0.0	0.0	0.0	0.0	0.0	0.0	0.0
Alberta Industrial	0.0	0.0	0.0	0.0	0.0	0.0	0.0	0.0	0.0	0.0	0.0	0.0	0.0
Alberta Residential	0.0	0.0	0.0	0.0	0.0	0.0	0.0	0.0	0.0	0.0	0.0	0.0	0.0
Alberta Elec.Generation	0.0	0.0	0.0	0.0	0.0	0.0	0.0	0.0	0.0	0.0	0.0	0.0	0.0
Shrinkage													
Acid Gas	0.0	0.0	0.0	0.0	0.0	0.0	0.0	0.0	0.0	0.0	0.0	0.0	0.0
Other products	0.0	0.0	0.0	0.0	0.0	0.0	0.0	0.0	0.0	0.0	0.0	4.5	4.5
Fuel	0.0	0.0	0.0	0.0	0.0	0.0	0.0	0.0	0.0	0.0	0.0	0.0	0.0
Flared	0.0	0.0	0.0	0.0	0.0	0.0	0.0	0.0	0.0	0.0	0.0	0.0	0.0
Vented	0.0	0.0	0.0	0.0	0.0	0.0	0.0	0.0	0.0	0.0	0.0	0.0	0.0
Diff and Other	-9.8	-66.5	-29.0	-20.5	0.0	0.0	0.0	48.4	22.5	-1.9	27.0	79.0	49.2
Process and Frac													
Pentanes Plus	0.0	0.0	0.0	0.0	0.0	0.0	0.0	0.0	0.0	0.0	0.0	21.6	21.6
Propane	0.0	0.0	0.0	0.0	0.0	0.0	0.0	0.0	0.0	0.0	0.0	0.0	0.0
Butanes	0.0	0.0	0.0	0.0	0.0	0.0	0.0	0.0	0.0	0.0	0.0	0.0	0.0
Ethane	0.0	0.0	0.0	0.0	0.0	0.0	0.0	0.0	0.0	0.0	0.0	0.0	0.0
NGL	0.0	0.0	0.0	0.0	0.0	0.0	0.0	0.0	0.0	0.0	0.0	0.0	0.0
Sulphur	0.0	0.0	0.0	0.0	0.0	0.0	0.0	0.0	0.0	0.0	0.0	0.0	0.0
Sulphur Closing Inv	0.0	0.0	0.0	0.0	0.0	0.0	0.0	0.0	0.0	0.0	0.0	0.0	0.0

VPR6200
Facility ID ABGS0116261

Facility Name Pine Creek 16-23-054-17W5 GS

Facility Licence # 39801

Facility Operator A5YK VELVET

Production Month	201701	201702	201703	201704	201705	201706	201707	201708	201709	201710	201711	201712	Totals
Receipts													
Receipts from Alberta Facilities	6,556.4	5,764.3	6,332.4	5,519.8	5,354.2	5,673.5	6,783.3	7,588.4	7,534.3	8,332.8	7,199.5	7,305.3	79,944.2
Receipts from Non-Alberta Facilities	0.0	0.0	0.0	0.0	0.0	0.0	0.0	0.0	0.0	0.0	0.0	0.0	0.0
Dispositions													
Disposition													
Battery	0.0	0.0	0.0	0.0	0.0	0.0	0.0	0.0	0.0	0.0	0.0	0.0	0.0
Gas Gathering System	6,433.1	5,636.5	6,201.5	5,437.8	5,179.7	5,622.0	6,979.5	7,730.6	7,561.7	8,213.5	6,965.7	6,972.6	78,934.2
Gas Plant	0.0	0.0	0.0	0.0	0.0	0.0	0.0	0.0	0.0	0.0	0.0	0.0	0.0
Injection Facility	0.0	0.0	0.0	0.0	0.0	0.0	0.0	0.0	0.0	0.0	0.0	0.0	0.0
Meter Station	0.0	0.0	0.0	0.0	0.0	0.0	0.0	0.0	0.0	0.0	0.0	0.0	0.0
Other	0.0	0.0	0.0	0.0	0.0	0.0	0.0	0.0	0.0	0.0	0.0	0.0	0.0
Alberta Commercial	0.0	0.0	0.0	0.0	0.0	0.0	0.0	0.0	0.0	0.0	0.0	0.0	0.0
Alberta Industrial	0.0	0.0	0.0	0.0	0.0	0.0	0.0	0.0	0.0	0.0	0.0	0.0	0.0
Alberta Residential	0.0	0.0	0.0	0.0	0.0	0.0	0.0	0.0	0.0	0.0	0.0	0.0	0.0
Alberta Elec.Generation	0.0	0.0	0.0	0.0	0.0	0.0	0.0	0.0	0.0	0.0	0.0	0.0	0.0
Shrinkage													
Acid Gas	0.0	0.0	0.0	0.0	0.0	0.0	0.0	0.0	0.0	0.0	0.0	0.0	0.0
Other products	6.4	1.3	0.0	19.3	0.0	3.5	0.0	10.0	9.1	14.2	6.7	0.0	70.5
Fuel	108.5	121.4	130.9	137.0	121.6	98.0	129.4	93.5	123.6	122.6	100.6	128.8	1,415.9
Flared	0.0	0.0	0.0	0.0	0.0	0.0	0.0	0.0	0.0	0.0	0.0	0.0	0.0
Vented	0.0	0.0	0.0	0.0	0.0	0.0	0.0	0.0	0.0	0.0	0.0	0.0	0.0
Diff and Other	8.4	5.1	0.0	-74.3	52.9	-50.0	-325.6	-245.7	-160.1	-17.5	126.5	203.9	-476.4
Process and Frac													
Pentanes Plus	31.2	6.4	0.0	93.2	0.0	17.0	0.0	48.6	44.0	68.9	32.5	0.0	341.8
Propane	0.0	0.0	0.0	0.0	0.0	0.0	0.0	0.0	0.0	0.0	0.0	0.0	0.0
Butanes	0.0	0.0	0.0	0.0	0.0	0.0	0.0	0.0	0.0	0.0	0.0	0.0	0.0
Ethane	0.0	0.0	0.0	0.0	0.0	0.0	0.0	0.0	0.0	0.0	0.0	0.0	0.0
NGL	0.0	0.0	0.0	0.0	0.0	0.0	0.0	0.0	0.0	0.0	0.0	0.0	0.0
Sulphur	0.0	0.0	0.0	0.0	0.0	0.0	0.0	0.0	0.0	0.0	0.0	0.0	0.0
Sulphur Closing Inv	0.0	0.0	0.0	0.0	0.0	0.0	0.0	0.0	0.0	0.0	0.0	0.0	0.0

Unit of Measurement: Gas and Gas equivalent products: 1000m3, Liquids: m3, Sulphur: MTS

VPR6200
Facility ID ABGS0116374

Facility Name WILGRN 04-04-042-05W5 GGS

Facility Licence # 9062

Facility Operator A5RX BEC

Production Month	201701	201702	201703	201704	201705	201706	201707	201708	201709	201710	201711	201712	Totals
Receipts													
Receipts from Alberta Facilities	604.7	533.6	580.7	539.3	551.4	526.8	532.7	540.3	518.9	505.9	451.7	453.7	6,339.7
Receipts from Non-Alberta Facilities	0.0	0.0	0.0	0.0	0.0	0.0	0.0	0.0	0.0	0.0	0.0	0.0	0.0
Dispositions													
Disposition													
Battery	0.0	0.0	0.0	0.0	0.0	0.0	0.0	0.0	0.0	0.0	0.0	0.0	0.0
Gas Gathering System	590.6	521.7	555.9	519.9	534.8	513.6	523.2	557.1	526.6	520.7	471.2	482.5	6,317.8
Gas Plant	0.0	0.0	0.0	0.0	0.0	0.0	0.0	0.0	0.0	0.0	0.0	0.0	0.0
Injection Facility	0.0	0.0	0.0	0.0	0.0	0.0	0.0	0.0	0.0	0.0	0.0	0.0	0.0
Meter Station	0.0	0.0	0.0	0.0	0.0	0.0	0.0	0.0	0.0	0.0	0.0	0.0	0.0
Other	0.0	0.0	0.0	0.0	0.0	0.0	0.0	0.0	0.0	0.0	0.0	0.0	0.0
Alberta Commercial	0.0	0.0	0.0	0.0	0.0	0.0	0.0	0.0	0.0	0.0	0.0	0.0	0.0
Alberta Industrial	0.0	0.0	0.0	0.0	0.0	0.0	0.0	0.0	0.0	0.0	0.0	0.0	0.0
Alberta Residential	0.0	0.0	0.0	0.0	0.0	0.0	0.0	0.0	0.0	0.0	0.0	0.0	0.0
Alberta Elec.Generation	0.0	0.0	0.0	0.0	0.0	0.0	0.0	0.0	0.0	0.0	0.0	0.0	0.0
Shrinkage													
Acid Gas	0.0	0.0	0.0	0.0	0.0	0.0	0.0	0.0	0.0	0.0	0.0	0.0	0.0
Other products	5.7	5.6	3.9	2.5	3.7	2.3	6.1	0.0	4.6	2.3	2.5	3.5	42.7
Fuel	14.7	14.5	15.8	15.5	16.0	15.8	14.8	5.8	13.1	16.1	15.3	15.4	172.8
Flared	0.0	0.0	0.0	0.0	0.0	0.0	0.0	0.0	0.0	0.0	0.0	0.0	0.0
Vented	0.1	0.2	0.1	0.1	0.1	0.0	0.0	0.0	0.0	0.1	0.0	0.0	0.7
Diff and Other	-6.4	-8.4	5.0	1.3	-3.2	-4.9	-11.4	-22.6	-25.4	-33.3	-37.3	-47.7	-194.3
Process and Frac													
Pentanes Plus	27.8	27.2	19.0	12.0	17.7	11.0	29.3	0.0	22.3	11.0	12.0	17.1	206.4
Propane	0.0	0.0	0.0	0.0	0.0	0.0	0.0	0.0	0.0	0.0	0.0	0.0	0.0
Butanes	0.0	0.0	0.0	0.0	0.0	0.0	0.0	0.0	0.0	0.0	0.0	0.0	0.0
Ethane	0.0	0.0	0.0	0.0	0.0	0.0	0.0	0.0	0.0	0.0	0.0	0.0	0.0
NGL	0.0	0.0	0.0	0.0	0.0	0.0	0.0	0.0	0.0	0.0	0.0	0.0	0.0
Sulphur	0.0	0.0	0.0	0.0	0.0	0.0	0.0	0.0	0.0	0.0	0.0	0.0	0.0
Sulphur Closing Inv	0.0	0.0	0.0	0.0	0.0	0.0	0.0	0.0	0.0	0.0	0.0	0.0	0.0

Unit of Measurement: Gas and Gas equivalent products: 1000m3, Liquids: m3, Sulphur: MTS

VPR6200

Facility ID ABGS0116598

Facility Name 02/12-12-048-11W5 BRAZEAU GS

Facility Licence # 42916

Facility Operator A6GD SINOPEC

Production Month	201701	201702	201703	201704	201705	201706	201707	201708	201709	201710	201711	201712	Totals
Receipts													
Receipts from Alberta Facilities	944.7	799.7	880.7	829.7	894.1	750.8	805.3	808.0	757.0	767.5	789.3	798.2	9,825.0
Receipts from Non-Alberta Facilities	0.0	0.0	0.0	0.0	0.0	0.0	0.0	0.0	0.0	0.0	0.0	0.0	0.0
Dispositions													
Disposition Battery	0.0	0.0	0.0	0.0	0.0	0.0	0.0	0.0	0.0	0.0	0.0	0.0	0.0
Gas Gathering System	827.7	752.6	828.0	765.3	850.1	754.3	788.9	817.5	780.3	794.4	758.4	741.2	9,458.7
Gas Plant	0.0	0.0	0.0	0.0	0.0	0.0	0.0	0.0	0.0	0.0	0.0	0.0	0.0
Injection Facility	0.0	0.0	0.0	0.0	0.0	0.0	0.0	0.0	0.0	0.0	0.0	0.0	0.0
Meter Station	0.0	0.0	0.0	0.0	0.0	0.0	0.0	0.0	0.0	0.0	0.0	0.0	0.0
Other	0.0	0.0	0.0	0.0	0.0	0.0	0.0	0.0	0.0	0.0	0.0	0.0	0.0
Alberta Commercial	0.0	0.0	0.0	0.0	0.0	0.0	0.0	0.0	0.0	0.0	0.0	0.0	0.0
Alberta Industrial	0.0	0.0	0.0	0.0	0.0	0.0	0.0	0.0	0.0	0.0	0.0	0.0	0.0
Alberta Residential	0.0	0.0	0.0	0.0	0.0	0.0	0.0	0.0	0.0	0.0	0.0	0.0	0.0
Alberta Elec.Generation	0.0	0.0	0.0	0.0	0.0	0.0	0.0	0.0	0.0	0.0	0.0	0.0	0.0
Shrinkage Acid Gas	0.0	0.0	0.0	0.0	0.0	0.0	0.0	0.0	0.0	0.0	0.0	0.0	0.0
Other products	9.9	10.8	10.3	8.6	9.8	8.0	8.3	9.5	8.2	8.6	10.4	9.4	111.8
Fuel	110.1	53.1	57.0	55.2	57.0	56.1	57.0	57.0	55.2	55.2	55.2	57.0	725.1
Flared	0.0	0.0	0.0	0.0	0.0	0.0	0.0	0.0	0.0	0.0	0.0	0.0	0.0
Vented	1.2	1.3	1.2	1.0	1.1	0.9	0.9	1.0	0.9	1.0	1.2	1.1	12.8
Diff and Other	-4.2	-18.1	-15.8	-0.4	-23.9	-68.5	-49.8	-77.0	-87.6	-91.7	-35.9	-10.5	-483.4
Process and Frac													
Pentanes Plus	47.8	52.1	50.0	41.7	47.3	38.6	40.3	45.8	39.5	41.6	50.2	45.6	540.5
Propane	0.0	0.0	0.0	0.0	0.0	0.0	0.0	0.0	0.0	0.0	0.0	0.0	0.0
Butanes	0.0	0.0	0.0	0.0	0.0	0.0	0.0	0.0	0.0	0.0	0.0	0.0	0.0
Ethane	0.0	0.0	0.0	0.0	0.0	0.0	0.0	0.0	0.0	0.0	0.0	0.0	0.0
NGL	0.0	0.0	0.0	0.0	0.0	0.0	0.0	0.0	0.0	0.0	0.0	0.0	0.0
Sulphur	0.0	0.0	0.0	0.0	0.0	0.0	0.0	0.0	0.0	0.0	0.0	0.0	0.0
Sulphur Closing Inv	0.0	0.0	0.0	0.0	0.0	0.0	0.0	0.0	0.0	0.0	0.0	0.0	0.0

Unit of Measurement: Gas and Gas equivalent products: 1000m3, Liquids: m3, Sulphur: MTS

VPR6200

Facility ID ABGS0117187

Facility Name GGS OFFLOAD TO APACHE

Facility Licence # 22691

Facility Operator A2TG TQN

Production Month	201701	201702	201703	201704	201705	201706	201707	201708	201709	201710	201711	201712	Totals
Receipts													
Receipts from Alberta Facilities	2,420.1	2,474.9	2,833.5	2,722.8	2,672.6	2,701.3	2,789.2	2,661.4	2,233.1	2,231.8	2,391.7	2,370.1	30,502.5
Receipts from Non-Alberta Facilities	0.0	0.0	0.0	0.0	0.0	0.0	0.0	0.0	0.0	0.0	0.0	0.0	0.0
Dispositions													
Disposition													
Battery	0.0	0.0	0.0	0.0	0.0	0.0	0.0	0.0	0.0	0.0	0.0	0.0	0.0
Gas Gathering System	2,384.6	2,444.8	2,800.3	2,622.2	2,573.8	2,606.1	2,690.4	2,549.6	2,134.7	2,128.3	2,280.4	2,253.8	29,469.0
Gas Plant	0.0	0.0	0.0	0.0	0.0	0.0	0.0	0.0	0.0	0.0	0.0	0.0	0.0
Injection Facility	0.0	0.0	0.0	0.0	0.0	0.0	0.0	0.0	0.0	0.0	0.0	0.0	0.0
Meter Station	0.0	0.0	0.0	0.0	0.0	0.0	0.0	0.0	0.0	0.0	0.0	0.0	0.0
Other	0.0	0.0	0.0	0.0	0.0	0.0	0.0	0.0	0.0	0.0	0.0	0.0	0.0
Alberta Commercial	0.0	0.0	0.0	0.0	0.0	0.0	0.0	0.0	0.0	0.0	0.0	0.0	0.0
Alberta Industrial	0.0	0.0	0.0	0.0	0.0	0.0	0.0	0.0	0.0	0.0	0.0	0.0	0.0
Alberta Residential	0.0	0.0	0.0	0.0	0.0	0.0	0.0	0.0	0.0	0.0	0.0	0.0	0.0
Alberta Elec.Generation	0.0	0.0	0.0	0.0	0.0	0.0	0.0	0.0	0.0	0.0	0.0	0.0	0.0
Shrinkage													
Acid Gas	0.0	0.0	0.0	0.0	0.0	0.0	0.0	0.0	0.0	0.0	0.0	0.0	0.0
Other products	0.0	0.0	0.0	0.0	0.2	0.0	0.0	0.0	0.0	0.0	0.0	0.0	0.2
Fuel	35.4	30.0	33.2	100.6	98.4	95.1	98.8	111.8	98.2	103.3	111.3	116.1	1,032.2
Flared	0.0	0.0	0.0	0.0	0.0	0.0	0.0	0.0	0.0	0.0	0.0	0.0	0.0
Vented	0.1	0.1	0.0	0.0	0.2	0.1	0.0	0.0	0.2	0.2	0.0	0.2	1.1
Diff and Other	0.0	0.0	0.0	0.0	0.0	0.0	0.0	0.0	0.0	0.0	0.0	0.0	0.0
Process and Frac													
Pentanes Plus	0.0	0.0	0.0	0.0	1.0	0.0	0.0	0.0	0.0	0.0	0.0	0.0	1.0
Propane	0.0	0.0	0.0	0.0	0.0	0.0	0.0	0.0	0.0	0.0	0.0	0.0	0.0
Butanes	0.0	0.0	0.0	0.0	0.0	0.0	0.0	0.0	0.0	0.0	0.0	0.0	0.0
Ethane	0.0	0.0	0.0	0.0	0.0	0.0	0.0	0.0	0.0	0.0	0.0	0.0	0.0
NGL	0.0	0.0	0.0	0.0	0.0	0.0	0.0	0.0	0.0	0.0	0.0	0.0	0.0
Sulphur	0.0	0.0	0.0	0.0	0.0	0.0	0.0	0.0	0.0	0.0	0.0	0.0	0.0
Sulphur Closing Inv	0.0	0.0	0.0	0.0	0.0	0.0	0.0	0.0	0.0	0.0	0.0	0.0	0.0

Unit of Measurement: Gas and Gas equivalent products: 1000m3, Liquids: m3, Sulphur: MTS

VPR6200

Facility ID ABGS0117543

Facility Name Orlen Strachan 09-03-038-07W5 GGS

Facility Licence # 39728

Facility Operator A2DE OUC

Production Month	201701	201702	201703	201704	201705	201706	201707	201708	201709	201710	201711	201712	Totals
Receipts													
Receipts from Alberta Facilities	2,718.6	2,512.9	2,819.7	2,564.2	2,783.8	2,708.4	2,725.2	2,735.3	2,588.9	2,578.7	2,196.6	2,476.9	31,409.2
Receipts from Non-Alberta Facilities	0.0	0.0	0.0	0.0	0.0	0.0	0.0	0.0	0.0	0.0	0.0	0.0	0.0
Dispositions													
Disposition													
Battery	0.0	0.0	0.0	0.0	0.0	0.0	0.0	0.0	0.0	0.0	0.0	0.0	0.0
Gas Gathering System	2,598.8	2,384.0	2,668.0	2,425.8	2,650.5	2,572.4	2,573.5	2,581.4	2,442.0	2,441.1	2,122.8	2,377.8	29,838.1
Gas Plant	0.0	0.0	0.0	0.0	0.0	0.0	0.0	0.0	0.0	0.0	0.0	0.0	0.0
Injection Facility	0.0	0.0	0.0	0.0	0.0	0.0	0.0	0.0	0.0	0.0	0.0	0.0	0.0
Meter Station	0.0	0.0	0.0	0.0	0.0	0.0	0.0	0.0	0.0	0.0	0.0	0.0	0.0
Other	0.0	0.0	0.0	0.0	0.0	0.0	0.0	0.0	0.0	0.0	0.0	0.0	0.0
Alberta Commercial	0.0	0.0	0.0	0.0	0.0	0.0	0.0	0.0	0.0	0.0	0.0	0.0	0.0
Alberta Industrial	0.0	0.0	0.0	0.0	0.0	0.0	0.0	0.0	0.0	0.0	0.0	0.0	0.0
Alberta Residential	0.0	0.0	0.0	0.0	0.0	0.0	0.0	0.0	0.0	0.0	0.0	0.0	0.0
Alberta Elec.Generation	0.0	0.0	0.0	0.0	0.0	0.0	0.0	0.0	0.0	0.0	0.0	0.0	0.0
Shrinkage													
Acid Gas	0.0	0.0	0.0	0.0	0.0	0.0	0.0	0.0	0.0	0.0	0.0	0.0	0.0
Other products	2.1	1.6	0.9	0.6	0.9	0.4	0.3	0.3	0.2	0.6	1.8	1.7	11.4
Fuel	118.4	120.9	133.1	127.9	128.9	128.6	128.6	129.9	127.1	128.8	109.4	120.0	1,501.6
Flared	0.4	0.6	0.5	1.3	0.5	0.1	0.0	0.8	2.1	0.8	1.7	1.3	10.1
Vented	0.0	0.0	0.0	0.0	0.0	0.0	0.0	0.0	0.0	0.0	0.0	0.0	0.0
Diff and Other	-1.1	5.8	17.2	8.6	3.0	6.9	22.8	22.9	17.5	7.4	-39.1	-23.9	48.0
Process and Frac													
Pentanes Plus	10.0	7.6	4.3	2.9	4.2	1.7	1.5	1.3	1.1	3.0	8.5	8.1	54.2
Propane	0.0	0.0	0.0	0.0	0.0	0.0	0.0	0.0	0.0	0.0	0.0	0.0	0.0
Butanes	0.0	0.0	0.0	0.0	0.0	0.0	0.0	0.0	0.0	0.0	0.0	0.0	0.0
Ethane	0.0	0.0	0.0	0.0	0.0	0.0	0.0	0.0	0.0	0.0	0.0	0.0	0.0
NGL	0.0	0.0	0.0	0.0	0.0	0.0	0.0	0.0	0.0	0.0	0.0	0.0	0.0
Sulphur	0.0	0.0	0.0	0.0	0.0	0.0	0.0	0.0	0.0	0.0	0.0	0.0	0.0
Sulphur Closing Inv	0.0	0.0	0.0	0.0	0.0	0.0	0.0	0.0	0.0	0.0	0.0	0.0	0.0

Unit of Measurement: Gas and Gas equivalent products: 1000m3, Liquids: m3, Sulphur: MTS

VPR6200

Facility ID ABGS0117553

Facility Name TAQA PENHOLD 08-18-36-27 W4

Facility Licence # 26521

Facility Operator A2TG TQN

Production Month	201701	201702	201703	201704	201705	201706	201707	201708	201709	201710	201711	201712	Totals
Receipts													
Receipts from Alberta Facilities	300.3	290.6	313.5	309.0	314.9	299.7	323.8	322.2	352.2	388.9	321.6	377.6	3,914.3
Receipts from Non-Alberta Facilities	0.0	0.0	0.0	0.0	0.0	0.0	0.0	0.0	0.0	0.0	0.0	0.0	0.0
Dispositions													
Disposition													
Battery	0.0	0.0	0.0	0.0	0.0	0.0	0.0	0.0	0.0	0.0	0.0	0.0	0.0
Gas Gathering System	296.2	284.3	350.6	335.3	332.3	313.6	330.6	330.4	357.2	391.1	313.3	363.1	3,998.0
Gas Plant	0.0	0.0	0.0	0.0	0.0	0.0	0.0	0.0	0.0	0.0	0.0	0.0	0.0
Injection Facility	0.0	0.0	0.0	0.0	0.0	0.0	0.0	0.0	0.0	0.0	0.0	0.0	0.0
Meter Station	0.0	0.0	0.0	0.0	0.0	0.0	0.0	0.0	0.0	0.0	0.0	0.0	0.0
Other	0.0	0.0	0.0	0.0	0.0	0.0	0.0	0.0	0.0	0.0	0.0	0.0	0.0
Alberta Commercial	0.0	0.0	0.0	0.0	0.0	0.0	0.0	0.0	0.0	0.0	0.0	0.0	0.0
Alberta Industrial	0.0	0.0	0.0	0.0	0.0	0.0	0.0	0.0	0.0	0.0	0.0	0.0	0.0
Alberta Residential	0.0	0.0	0.0	0.0	0.0	0.0	0.0	0.0	0.0	0.0	0.0	0.0	0.0
Alberta Elec.Generation	0.0	0.0	0.0	0.0	0.0	0.0	0.0	0.0	0.0	0.0	0.0	0.0	0.0
Shrinkage													
Acid Gas	0.0	0.0	0.0	0.0	0.0	0.0	0.0	0.0	0.0	0.0	0.0	0.0	0.0
Other products	0.0	0.0	0.0	0.0	0.8	0.0	0.0	0.0	0.0	0.5	0.0	1.7	3.0
Fuel	0.3	0.2	0.3	0.3	0.3	0.3	0.3	0.3	0.3	0.3	0.3	0.3	3.5
Flared	0.0	0.0	0.0	0.0	0.0	0.0	0.0	0.0	0.0	0.0	0.0	0.0	0.0
Vented	0.0	0.0	0.0	0.0	0.0	0.0	0.0	0.0	0.0	0.0	0.0	0.1	0.1
Diff and Other	3.8	6.1	-37.4	-26.6	-18.5	-14.2	-7.1	-8.5	-5.3	-3.0	8.0	12.4	-90.3
Process and Frac													
Pentanes Plus	0.0	0.0	0.0	0.0	4.0	0.0	0.0	0.0	0.0	2.5	0.0	8.0	14.5
Propane	0.0	0.0	0.0	0.0	0.0	0.0	0.0	0.0	0.0	0.0	0.0	0.0	0.0
Butanes	0.0	0.0	0.0	0.0	0.0	0.0	0.0	0.0	0.0	0.0	0.0	0.0	0.0
Ethane	0.0	0.0	0.0	0.0	0.0	0.0	0.0	0.0	0.0	0.0	0.0	0.0	0.0
NGL	0.0	0.0	0.0	0.0	0.0	0.0	0.0	0.0	0.0	0.0	0.0	0.0	0.0
Sulphur	0.0	0.0	0.0	0.0	0.0	0.0	0.0	0.0	0.0	0.0	0.0	0.0	0.0
Sulphur Closing Inv	0.0	0.0	0.0	0.0	0.0	0.0	0.0	0.0	0.0	0.0	0.0	0.0	0.0

Unit of Measurement: Gas and Gas equivalent products: 1000m3, Liquids: m3, Sulphur: MTS

VPR6200

Facility ID ABGS0117967

Facility Name BEC WILGRN 6-31-41-6W5 GGS

Facility Licence # 8827

Facility Operator A5RX BEC

Production Month	201701	201702	201703	201704	201705	201706	201707	201708	201709	201710	201711	201712	Totals
Receipts													
Receipts from Alberta Facilities	3,222.4	2,825.5	3,092.4	2,905.9	2,917.7	2,755.4	2,843.4	2,748.5	2,632.8	2,662.3	2,525.5	2,559.0	33,690.8
Receipts from Non-Alberta Facilities	0.0	0.0	0.0	0.0	0.0	0.0	0.0	0.0	0.0	0.0	0.0	0.0	0.0
Dispositions													
Disposition													
Battery	0.0	0.0	0.0	0.0	0.0	0.0	0.0	0.0	0.0	0.0	0.0	0.0	0.0
Gas Gathering System	3,130.8	2,660.6	2,916.8	2,905.7	2,755.0	2,705.5	2,849.5	2,741.5	2,575.6	2,683.4	2,510.7	2,535.4	32,970.5
Gas Plant	0.0	0.0	0.0	0.0	0.0	0.0	0.0	0.0	0.0	0.0	0.0	0.0	0.0
Injection Facility	0.0	0.0	0.0	0.0	0.0	0.0	0.0	0.0	0.0	0.0	0.0	0.0	0.0
Meter Station	0.0	0.0	0.0	0.0	0.0	0.0	0.0	0.0	0.0	0.0	0.0	0.0	0.0
Other	0.0	0.0	0.0	0.0	0.0	0.0	0.0	0.0	0.0	0.0	0.0	0.0	0.0
Alberta Commercial	0.0	0.0	0.0	0.0	0.0	0.0	0.0	0.0	0.0	0.0	0.0	0.0	0.0
Alberta Industrial	0.0	0.0	0.0	0.0	0.0	0.0	0.0	0.0	0.0	0.0	0.0	0.0	0.0
Alberta Residential	0.0	0.0	0.0	0.0	0.0	0.0	0.0	0.0	0.0	0.0	0.0	0.0	0.0
Alberta Elec.Generation	0.0	0.0	0.0	0.0	0.0	0.0	0.0	0.0	0.0	0.0	0.0	0.0	0.0
Shrinkage													
Acid Gas	0.0	0.0	0.0	0.0	0.0	0.0	0.0	0.0	0.0	0.0	0.0	0.0	0.0
Other products	2.0	2.8	2.4	0.0	2.9	0.0	0.0	0.0	0.0	0.0	0.0	0.0	10.1
Fuel	0.0	2.7	1.1	1.0	0.1	0.0	0.0	0.0	0.0	0.0	0.0	0.0	4.9
Flared	0.0	0.0	0.0	0.0	0.0	0.0	0.0	0.0	0.0	0.0	0.0	0.0	0.0
Vented	0.0	0.0	0.0	0.0	0.0	0.0	0.0	0.0	0.0	0.0	0.0	0.0	0.0
Diff and Other	89.6	159.4	172.1	-0.8	159.7	49.9	-6.1	7.0	57.2	-21.1	14.8	23.6	705.3
Process and Frac													
Pentanes Plus	9.6	13.5	11.5	0.0	13.9	0.0	0.0	0.0	0.0	0.0	0.0	0.0	48.5
Propane	0.0	0.0	0.0	0.0	0.0	0.0	0.0	0.0	0.0	0.0	0.0	0.0	0.0
Butanes	0.0	0.0	0.0	0.0	0.0	0.0	0.0	0.0	0.0	0.0	0.0	0.0	0.0
Ethane	0.0	0.0	0.0	0.0	0.0	0.0	0.0	0.0	0.0	0.0	0.0	0.0	0.0
NGL	0.0	0.0	0.0	0.0	0.0	0.0	0.0	0.0	0.0	0.0	0.0	0.0	0.0
Sulphur	0.0	0.0	0.0	0.0	0.0	0.0	0.0	0.0	0.0	0.0	0.0	0.0	0.0
Sulphur Closing Inv	0.0	0.0	0.0	0.0	0.0	0.0	0.0	0.0	0.0	0.0	0.0	0.0	0.0

Unit of Measurement: Gas and Gas equivalent products: 1000m3, Liquids: m3, Sulphur: MTS

VPR6200

Facility ID ABGS0118132

Facility Name TAQA NORTH 5-33-43-9 O'CHIESE GGS

Facility Licence # 9384

Facility Operator A2TG TQN

Production Month	201701	201702	201703	201704	201705	201706	201707	201708	201709	201710	201711	201712	Totals
Receipts													
Receipts from Alberta Facilities	7,824.6	7,184.7	7,638.6	7,626.3	7,203.0	6,545.5	6,820.2	6,777.0	6,592.0	6,576.1	6,131.4	6,867.0	83,786.4
Receipts from Non-Alberta Facilities	0.0	0.0	0.0	0.0	0.0	0.0	0.0	0.0	0.0	0.0	0.0	0.0	0.0
Dispositions													
Disposition													
Battery	0.0	0.0	0.0	0.0	0.0	0.0	0.0	0.0	0.0	0.0	0.0	0.0	0.0
Gas Gathering System	7,848.4	7,229.2	7,675.1	7,563.5	7,118.6	6,524.5	6,528.3	6,668.8	6,534.2	6,459.8	6,014.2	6,670.2	82,834.8
Gas Plant	0.0	0.0	0.0	0.0	0.0	0.0	0.0	0.0	0.0	0.0	0.0	0.0	0.0
Injection Facility	0.0	0.0	0.0	0.0	0.0	0.0	0.0	0.0	0.0	0.0	0.0	0.0	0.0
Meter Station	0.0	0.0	0.0	0.0	0.0	0.0	0.0	0.0	0.0	0.0	0.0	0.0	0.0
Other	0.0	0.0	0.0	0.0	0.0	0.0	0.0	0.0	0.0	0.0	0.0	0.0	0.0
Alberta Commercial	0.0	0.0	0.0	0.0	0.0	0.0	0.0	0.0	0.0	0.0	0.0	0.0	0.0
Alberta Industrial	0.0	0.0	0.0	0.0	0.0	0.0	0.0	0.0	0.0	0.0	0.0	0.0	0.0
Alberta Residential	0.0	0.0	0.0	0.0	0.0	0.0	0.0	0.0	0.0	0.0	0.0	0.0	0.0
Alberta Elec.Generation	0.0	0.0	0.0	0.0	0.0	0.0	0.0	0.0	0.0	0.0	0.0	0.0	0.0
Shrinkage													
Acid Gas	0.0	0.0	0.0	0.0	0.0	0.0	0.0	0.0	0.0	0.0	0.0	0.0	0.0
Other products	0.3	0.7	1.4	0.3	1.2	1.2	0.2	2.9	0.9	0.6	0.0	0.1	9.8
Fuel	242.7	221.1	233.2	237.0	225.3	227.9	213.7	210.7	220.2	226.0	237.6	230.4	2,725.8
Flared	2.3	0.2	0.2	0.0	0.1	0.0	0.2	0.0	0.1	0.1	0.1	0.8	4.1
Vented	0.0	0.0	0.0	0.0	0.0	0.0	0.0	0.0	0.0	0.0	0.0	0.0	0.0
Diff and Other	-269.1	-266.5	-271.3	-174.5	-142.2	-208.1	77.8	-105.4	-163.4	-110.4	-120.5	-34.5	-1,788.1
Process and Frac													
Pentanes Plus	1.6	3.6	7.0	1.3	6.0	5.6	0.8	13.8	4.4	3.1	0.2	0.3	47.7
Propane	0.0	0.0	0.0	0.0	0.0	0.0	0.0	0.0	0.0	0.0	0.0	0.0	0.0
Butanes	0.0	0.0	0.0	0.0	0.0	0.0	0.0	0.0	0.0	0.0	0.0	0.0	0.0
Ethane	0.0	0.0	0.0	0.0	0.0	0.0	0.0	0.0	0.0	0.0	0.0	0.0	0.0
NGL	0.0	0.0	0.0	0.0	0.0	0.0	0.0	0.0	0.0	0.0	0.0	0.0	0.0
Sulphur	0.0	0.0	0.0	0.0	0.0	0.0	0.0	0.0	0.0	0.0	0.0	0.0	0.0
Sulphur Closing Inv	0.0	0.0	0.0	0.0	0.0	0.0	0.0	0.0	0.0	0.0	0.0	0.0	0.0

Unit of Measurement: Gas and Gas equivalent products: 1000m3, Liquids: m3, Sulphur: MTS

VPR6200

Facility ID ABGS0118134

Facility Name Cypress Herronton 14-24-21-25W4

Facility Licence # 3056

Facility Operator A2TG TQN

Production Month	201701	201702	201703	201704	201705	201706	201707	201708	201709	201710	201711	201712	Totals
Receipts													
Receipts from Alberta Facilities	536.1	536.3	578.0	569.9	453.6	584.8	584.6	582.3	558.7	572.1	537.3	547.8	6,641.5
Receipts from Non-Alberta Facilities	0.0	0.0	0.0	0.0	0.0	0.0	0.0	0.0	0.0	0.0	0.0	0.0	0.0
Dispositions													
Disposition													
Battery	0.0	0.0	0.0	0.0	0.0	0.0	0.0	0.0	0.0	0.0	0.0	0.0	0.0
Gas Gathering System	449.1	462.5	505.8	483.1	394.1	532.3	520.4	518.2	498.8	496.6	466.4	449.7	5,777.0
Gas Plant	0.0	0.0	0.0	0.0	0.0	0.0	0.0	0.0	0.0	0.0	0.0	0.0	0.0
Injection Facility	0.0	0.0	0.0	0.0	0.0	0.0	0.0	0.0	0.0	0.0	0.0	0.0	0.0
Meter Station	0.0	0.0	0.0	0.0	0.0	0.0	0.0	0.0	0.0	0.0	0.0	0.0	0.0
Other	0.0	0.0	0.0	0.0	0.0	0.0	0.0	0.0	0.0	0.0	0.0	0.0	0.0
Alberta Commercial	0.0	0.0	0.0	0.0	0.0	0.0	0.0	0.0	0.0	0.0	0.0	0.0	0.0
Alberta Industrial	0.0	0.0	0.0	0.0	0.0	0.0	0.0	0.0	0.0	0.0	0.0	0.0	0.0
Alberta Residential	0.0	0.0	0.0	0.0	0.0	0.0	0.0	0.0	0.0	0.0	0.0	0.0	0.0
Alberta Elec.Generation	0.0	0.0	0.0	0.0	0.0	0.0	0.0	0.0	0.0	0.0	0.0	0.0	0.0
Shrinkage													
Acid Gas	0.0	0.0	0.0	0.0	0.0	0.0	0.0	0.0	0.0	0.0	0.0	0.0	0.0
Other products	0.1	0.0	2.8	0.5	1.1	1.7	0.4	0.0	0.0	5.8	2.4	0.0	14.8
Fuel	37.9	37.2	39.7	38.7	29.6	39.6	40.4	40.2	38.7	43.5	44.3	48.0	477.8
Flared	0.0	0.0	0.0	0.0	0.0	0.0	0.0	0.0	0.0	0.0	0.0	0.0	0.0
Vented	0.0	0.0	0.2	0.0	0.0	0.0	0.0	0.0	0.0	0.1	0.0	0.0	0.3
Diff and Other	49.0	36.6	29.5	47.6	28.8	11.2	23.4	23.9	21.2	26.1	24.2	50.1	371.6
Process and Frac													
Pentanes Plus	0.7	0.0	13.6	2.6	5.3	8.2	1.9	0.0	0.0	28.0	11.6	0.2	72.1
Propane	0.0	0.0	0.0	0.0	0.0	0.0	0.0	0.0	0.0	0.0	0.0	0.0	0.0
Butanes	0.0	0.0	0.0	0.0	0.0	0.0	0.0	0.0	0.0	0.0	0.0	0.0	0.0
Ethane	0.0	0.0	0.0	0.0	0.0	0.0	0.0	0.0	0.0	0.0	0.0	0.0	0.0
NGL	0.0	0.0	0.0	0.0	0.0	0.0	0.0	0.0	0.0	0.0	0.0	0.0	0.0
Sulphur	0.0	0.0	0.0	0.0	0.0	0.0	0.0	0.0	0.0	0.0	0.0	0.0	0.0
Sulphur Closing Inv	0.0	0.0	0.0	0.0	0.0	0.0	0.0	0.0	0.0	0.0	0.0	0.0	0.0

Unit of Measurement: Gas and Gas equivalent products: 1000m3, Liquids: m3, Sulphur: MTS

VPR6200

Facility ID ABGS0118136

Facility Name Cypress Farrow 4-6-20-24

Facility Licence # 29805

Facility Operator A2TG TQN

Production Month	201701	201702	201703	201704	201705	201706	201707	201708	201709	201710	201711	201712	Totals
Receipts													
Receipts from Alberta Facilities	1,329.5	1,203.6	1,305.8	1,219.0	1,111.5	1,213.5	1,273.9	1,292.7	1,259.6	1,367.0	1,327.4	1,333.9	15,237.4
Receipts from Non-Alberta Facilities	0.0	0.0	0.0	0.0	0.0	0.0	0.0	0.0	0.0	0.0	0.0	0.0	0.0
Dispositions													
Disposition Battery	0.0	0.0	0.0	0.0	0.0	0.0	0.0	0.0	0.0	0.0	0.0	0.0	0.0
Gas Gathering System	1,176.5	1,032.1	1,132.0	1,054.9	916.1	1,085.8	1,116.9	1,108.7	1,214.4	1,254.5	1,181.2	1,194.7	13,467.8
Gas Plant	0.0	0.0	0.0	0.0	0.0	0.0	0.0	0.0	0.0	0.0	0.0	0.0	0.0
Injection Facility	0.0	0.0	0.0	0.0	0.0	0.0	0.0	0.0	0.0	0.0	0.0	0.0	0.0
Meter Station	0.0	0.0	0.0	0.0	0.0	0.0	0.0	0.0	0.0	0.0	0.0	0.0	0.0
Other	0.0	0.0	0.0	0.0	0.0	0.0	0.0	0.0	0.0	0.0	0.0	0.0	0.0
Alberta Commercial	0.0	0.0	0.0	0.0	0.0	0.0	0.0	0.0	0.0	0.0	0.0	0.0	0.0
Alberta Industrial	0.0	0.0	0.0	0.0	0.0	0.0	0.0	0.0	0.0	0.0	0.0	0.0	0.0
Alberta Residential	0.0	0.0	0.0	0.0	0.0	0.0	0.0	0.0	0.0	0.0	0.0	0.0	0.0
Alberta Elec.Generation	0.0	0.0	0.0	0.0	0.0	0.0	0.0	0.0	0.0	0.0	0.0	0.0	0.0
Shrinkage Acid Gas	0.0	0.0	0.0	0.0	0.0	0.0	0.0	0.0	0.0	0.0	0.0	0.0	0.0
Other products	0.5	0.4	0.0	0.0	0.3	0.0	0.0	0.1	0.0	0.0	0.0	0.0	1.3
Fuel	63.7	57.5	63.7	65.6	71.8	67.4	70.2	70.6	71.0	74.4	72.0	74.9	822.8
Flared	0.0	0.0	0.0	0.0	0.0	0.0	0.0	0.0	0.0	0.0	0.0	0.0	0.0
Vented	0.0	0.0	0.0	0.0	0.3	0.0	0.1	0.0	0.1	0.0	0.1	0.0	0.6
Diff and Other	88.8	113.6	110.1	98.5	123.0	60.3	86.7	113.3	-25.9	38.1	74.1	64.3	944.9
Process and Frac													
Pentanes Plus	2.5	2.0	0.0	0.0	1.3	0.0	0.0	0.4	0.0	0.0	0.0	0.0	6.2
Propane	0.0	0.0	0.0	0.0	0.0	0.0	0.0	0.0	0.0	0.0	0.0	0.0	0.0
Butanes	0.0	0.0	0.0	0.0	0.0	0.0	0.0	0.0	0.0	0.0	0.0	0.0	0.0
Ethane	0.0	0.0	0.0	0.0	0.0	0.0	0.0	0.0	0.0	0.0	0.0	0.0	0.0
NGL	0.0	0.0	0.0	0.0	0.0	0.0	0.0	0.0	0.0	0.0	0.0	0.0	0.0
Sulphur	0.0	0.0	0.0	0.0	0.0	0.0	0.0	0.0	0.0	0.0	0.0	0.0	0.0
Sulphur Closing Inv	0.0	0.0	0.0	0.0	0.0	0.0	0.0	0.0	0.0	0.0	0.0	0.0	0.0

Unit of Measurement: Gas and Gas equivalent products: 1000m3, Liquids: m3, Sulphur: MTS

VPR6200
Facility ID ABGS0118137

Facility Name Brant 12-15-018-25W4

Facility Licence # 29452

Facility Operator A2TG TQN

Production Month	201701	201702	201703	201704	201705	201706	201707	201708	201709	201710	201711	201712	Totals
Receipts													
Receipts from Alberta Facilities	184.8	159.4	175.9	245.6	200.7	187.8	181.0	158.2	140.0	142.4	133.0	79.8	1,988.6
Receipts from Non-Alberta Facilities	0.0	0.0	0.0	0.0	0.0	0.0	0.0	0.0	0.0	0.0	0.0	0.0	0.0
Dispositions													
Disposition													
Battery	0.0	0.0	0.0	0.0	0.0	0.0	0.0	0.0	0.0	0.0	0.0	0.0	0.0
Gas Gathering System	139.5	134.3	168.2	246.7	196.3	162.7	156.3	134.6	119.3	125.7	77.0	29.7	1,690.3
Gas Plant	0.0	0.0	0.0	0.0	0.0	0.0	0.0	0.0	0.0	0.0	0.0	0.0	0.0
Injection Facility	0.0	0.0	0.0	0.0	0.0	0.0	0.0	0.0	0.0	0.0	0.0	0.0	0.0
Meter Station	0.0	0.0	0.0	0.0	0.0	0.0	0.0	0.0	0.0	0.0	0.0	0.0	0.0
Other	0.0	0.0	0.0	0.0	0.0	0.0	0.0	0.0	0.0	0.0	0.0	0.0	0.0
Alberta Commercial	0.0	0.0	0.0	0.0	0.0	0.0	0.0	0.0	0.0	0.0	0.0	0.0	0.0
Alberta Industrial	0.0	0.0	0.0	0.0	0.0	0.0	0.0	0.0	0.0	0.0	0.0	0.0	0.0
Alberta Residential	0.0	0.0	0.0	0.0	0.0	0.0	0.0	0.0	0.0	0.0	0.0	0.0	0.0
Alberta Elec.Generation	0.0	0.0	0.0	0.0	0.0	0.0	0.0	0.0	0.0	0.0	0.0	0.0	0.0
Shrinkage													
Acid Gas	0.0	0.0	0.0	0.0	0.0	0.0	0.0	0.0	0.0	0.0	0.0	0.0	0.0
Other products	0.0	0.0	0.3	0.0	0.0	0.5	0.0	0.0	0.0	0.0	0.0	0.0	0.8
Fuel	32.0	32.3	34.3	29.8	22.3	32.8	37.3	38.3	36.4	36.3	51.7	31.0	414.5
Flared	0.0	0.0	0.0	0.0	0.0	0.0	0.0	0.0	0.0	0.0	0.0	0.0	0.0
Vented	0.0	0.0	0.0	0.0	0.0	0.1	0.1	0.0	0.0	0.1	0.0	5.6	5.9
Diff and Other	13.3	-7.2	-26.9	-30.9	-17.9	-8.3	-12.7	-14.7	-15.7	-19.7	4.3	13.5	-122.9
Process and Frac													
Pentanes Plus	0.0	0.0	1.4	0.0	0.0	2.5	0.0	0.0	0.0	0.0	0.0	0.0	3.9
Propane	0.0	0.0	0.0	0.0	0.0	0.0	0.0	0.0	0.0	0.0	0.0	0.0	0.0
Butanes	0.0	0.0	0.0	0.0	0.0	0.0	0.0	0.0	0.0	0.0	0.0	0.0	0.0
Ethane	0.0	0.0	0.0	0.0	0.0	0.0	0.0	0.0	0.0	0.0	0.0	0.0	0.0
NGL	0.0	0.0	0.0	0.0	0.0	0.0	0.0	0.0	0.0	0.0	0.0	0.0	0.0
Sulphur	0.0	0.0	0.0	0.0	0.0	0.0	0.0	0.0	0.0	0.0	0.0	0.0	0.0
Sulphur Closing Inv	0.0	0.0	0.0	0.0	0.0	0.0	0.0	0.0	0.0	0.0	0.0	0.0	0.0

Unit of Measurement: Gas and Gas equivalent products: 1000m3, Liquids: m3, Sulphur: MTS

VPR6200

Facility ID ABGS0118462

Facility Name WILLEDEN GREEN 10-34-40-06W5 GGS

Facility Licence # 43434

Facility Operator A5RX BEC

Production Month	201701	201702	201703	201704	201705	201706	201707	201708	201709	201710	201711	201712	Totals
Receipts													
Receipts from Alberta Facilities	18,930.6	18,681.3	21,009.7	20,255.3	19,671.1	18,800.6	18,935.4	19,747.3	17,212.0	17,064.9	17,974.2	18,985.7	227,268.1
Receipts from Non-Alberta Facilities	0.0	0.0	0.0	0.0	0.0	0.0	0.0	0.0	0.0	0.0	0.0	0.0	0.0
Dispositions													
Disposition													
Battery	0.0	0.0	0.0	0.0	0.0	0.0	0.0	0.0	0.0	0.0	0.0	0.0	0.0
Gas Gathering System	18,981.0	18,520.6	20,899.8	19,932.8	19,117.9	18,680.6	19,117.8	19,213.0	16,986.9	16,974.5	17,977.5	19,081.5	225,483.9
Gas Plant	0.0	0.0	0.0	0.0	0.0	0.0	0.0	0.0	0.0	0.0	0.0	0.0	0.0
Injection Facility	0.0	0.0	0.0	0.0	0.0	0.0	0.0	0.0	0.0	0.0	0.0	0.0	0.0
Meter Station	0.0	0.0	0.0	0.0	0.0	0.0	0.0	0.0	0.0	0.0	0.0	0.0	0.0
Other	0.0	0.0	0.0	0.0	0.0	0.0	0.0	0.0	0.0	0.0	0.0	0.0	0.0
Alberta Commercial	0.0	0.0	0.0	0.0	0.0	0.0	0.0	0.0	0.0	0.0	0.0	0.0	0.0
Alberta Industrial	0.0	0.0	0.0	0.0	0.0	0.0	0.0	0.0	0.0	0.0	0.0	0.0	0.0
Alberta Residential	0.0	0.0	0.0	0.0	0.0	0.0	0.0	0.0	0.0	0.0	0.0	0.0	0.0
Alberta Elec.Generation	0.0	0.0	0.0	0.0	0.0	0.0	0.0	0.0	0.0	0.0	0.0	0.0	0.0
Shrinkage													
Acid Gas	0.0	0.0	0.0	0.0	0.0	0.0	0.0	0.0	0.0	0.0	0.0	0.0	0.0
Other products	21.6	5.7	6.3	4.2	0.0	0.0	0.0	0.0	0.0	0.0	0.0	0.0	37.8
Fuel	537.1	516.0	590.7	560.8	554.9	546.2	536.0	568.7	539.9	530.6	526.0	562.1	6,569.0
Flared	0.0	0.0	0.0	0.0	0.0	0.0	0.0	0.0	0.0	0.0	0.0	0.0	0.0
Vented	2.4	1.7	1.3	1.2	10.2	0.7	0.0	0.0	1.0	0.6	1.5	0.5	21.1
Diff and Other	-611.5	-362.7	-488.4	-243.7	-11.9	-426.9	-718.4	-34.4	-315.8	-440.8	-530.8	-658.4	-4,843.7
Process and Frac													
Pentanes Plus	104.4	27.7	30.4	20.2	0.0	0.0	0.0	0.0	0.0	0.0	0.0	0.0	182.7
Propane	0.0	0.0	0.0	0.0	0.0	0.0	0.0	0.0	0.0	0.0	0.0	0.0	0.0
Butanes	0.0	0.0	0.0	0.0	0.0	0.0	0.0	0.0	0.0	0.0	0.0	0.0	0.0
Ethane	0.0	0.0	0.0	0.0	0.0	0.0	0.0	0.0	0.0	0.0	0.0	0.0	0.0
NGL	0.0	0.0	0.0	0.0	0.0	0.0	0.0	0.0	0.0	0.0	0.0	0.0	0.0
Sulphur	0.0	0.0	0.0	0.0	0.0	0.0	0.0	0.0	0.0	0.0	0.0	0.0	0.0
Sulphur Closing Inv	0.0	0.0	0.0	0.0	0.0	0.0	0.0	0.0	0.0	0.0	0.0	0.0	0.0

Unit of Measurement: Gas and Gas equivalent products: 1000m3, Liquids: m3, Sulphur: MTS

VPR6200

Facility ID ABGS0118593

Facility Name RESTHAVEN GGS 2-10-60-01W6

Facility Licence # 43333

Facility Operator A6HJ

Production Month	201701	201702	201703	201704	201705	201706	201707	201708	201709	201710	201711	201712	Totals	
Receipts														
Receipts from Alberta Facilities	17,488.0	14,468.6	18,834.6	18,813.5	17,561.5	19,186.7	18,668.9	5,120.2	14,741.1	15,062.8	18,690.6	17,081.3	195,717.8	
Receipts from Non-Alberta Facilities	0.0	0.0	0.0	0.0	0.0	0.0	0.0	0.0	0.0	0.0	0.0	0.0	0.0	
Dispositions														
Disposition	Battery	222.4	195.2	310.8	244.9	216.7	269.2	283.5	85.1	216.7	249.7	278.7	254.6	2,827.5
	Gas Gathering System	16,207.0	13,372.8	17,681.1	17,774.9	16,455.1	17,930.2	17,235.1	4,835.4	14,204.4	14,013.4	17,256.7	15,870.3	182,836.4
	Gas Plant	0.0	0.0	0.0	0.0	0.0	0.0	0.0	0.0	0.0	0.0	0.0	0.0	0.0
	Injection Facility	0.0	0.0	0.0	0.0	0.0	0.0	0.0	0.0	0.0	0.0	0.0	0.0	0.0
	Meter Station	0.0	0.0	0.0	0.0	0.0	0.0	0.0	0.0	0.0	0.0	0.0	0.0	0.0
	Other	0.0	0.0	0.0	0.0	0.0	0.0	0.0	0.0	0.0	0.0	0.0	0.0	0.0
	Alberta Commercial	0.0	0.0	0.0	0.0	0.0	0.0	0.0	0.0	0.0	0.0	0.0	0.0	0.0
	Alberta Industrial	0.0	0.0	0.0	0.0	0.0	0.0	0.0	0.0	0.0	0.0	0.0	0.0	0.0
	Alberta Residential	0.0	0.0	0.0	0.0	0.0	0.0	0.0	0.0	0.0	0.0	0.0	0.0	0.0
	Alberta Elec.Generation	0.0	0.0	0.0	0.0	0.0	0.0	0.0	0.0	0.0	0.0	0.0	0.0	0.0
Shrinkage	Acid Gas	0.0	0.0	0.0	0.0	0.0	0.0	0.0	0.0	0.0	0.0	0.0	0.0	0.0
	Other products	417.1	332.5	489.1	477.1	464.2	587.4	523.8	153.8	380.7	459.6	608.1	590.8	5,484.2
Fuel		655.8	489.5	700.8	674.6	642.7	676.6	687.0	168.8	588.2	562.2	702.1	667.8	7,216.1
Flared		5.7	13.6	16.2	18.4	7.0	40.5	84.4	13.1	91.0	108.3	106.3	102.3	606.8
Vented		1.2	1.1	1.0	0.7	0.9	0.8	0.4	0.2	0.9	0.7	0.9	0.8	9.6
Diff and Other		-21.2	63.9	-364.4	-377.1	-225.1	-318.0	-145.3	-136.2	-740.8	-331.1	-262.2	-405.3	-3,262.8
Process and Frac														
	Pentanes Plus	2,018.2	1,608.8	2,366.7	2,308.4	2,246.2	2,842.0	2,534.3	744.2	1,842.1	2,223.8	2,942.3	2,858.7	26,535.7
	Propane	0.0	0.0	0.0	0.0	0.0	0.0	0.0	0.0	0.0	0.0	0.0	0.0	0.0
	Butanes	0.0	0.0	0.0	0.0	0.0	0.0	0.0	0.0	0.0	0.0	0.0	0.0	0.0
	Ethane	0.0	0.0	0.0	0.0	0.0	0.0	0.0	0.0	0.0	0.0	0.0	0.0	0.0
	NGL	0.0	0.0	0.0	0.0	0.0	0.0	0.0	0.0	0.0	0.0	0.0	0.0	0.0
	Sulphur	0.0	0.0	0.0	0.0	0.0	0.0	0.0	0.0	0.0	0.0	0.0	0.0	0.0
	Sulphur Closing Inv	0.0	0.0	0.0	0.0	0.0	0.0	0.0	0.0	0.0	0.0	0.0	0.0	0.0

Unit of Measurement: Gas and Gas equivalent products: 1000m3, Liquids: m3, Sulphur: MTS

VPR6200

Facility ID ABGS0118595

Facility Name TAQA FERRIER 07-11-041-08W5 GGS

Facility Licence # 27500

Facility Operator A2TG TQN

Production Month		201701	201702	201703	201704	201705	201706	201707	201708	201709	201710	201711	201712	Totals
Receipts														
Receipts from Alberta Facilities		5,356.3	4,122.8	4,320.8	3,208.6	1,864.1	1,066.6	4,500.1	4,364.3	6,207.4	8,746.7	6,086.9	6,321.4	56,166.0
Receipts from Non-Alberta Facilities		0.0	0.0	0.0	0.0	0.0	0.0	0.0	0.0	0.0	0.0	0.0	0.0	0.0
Dispositions														
Disposition	Battery	0.0	0.0	0.0	0.0	0.0	0.0	0.0	0.0	0.0	0.0	0.0	0.0	0.0
	Gas Gathering System	5,097.0	3,955.4	4,121.5	3,078.3	1,743.8	1,133.0	4,259.4	4,106.8	6,061.0	8,199.8	5,770.6	6,035.5	53,562.1
	Gas Plant	0.0	0.0	0.0	0.0	0.0	0.0	0.0	0.0	0.0	0.0	0.0	0.0	0.0
	Injection Facility	0.0	0.0	0.0	0.0	0.0	0.0	0.0	0.0	0.0	0.0	0.0	0.0	0.0
	Meter Station	0.0	0.0	0.0	0.0	0.0	0.0	0.0	0.0	0.0	0.0	0.0	0.0	0.0
	Other	0.0	0.0	0.0	0.0	0.0	0.0	0.0	0.0	0.0	0.0	0.0	0.0	0.0
	Alberta Commercial	0.0	0.0	0.0	0.0	0.0	0.0	0.0	0.0	0.0	0.0	0.0	0.0	0.0
	Alberta Industrial	0.0	0.0	0.0	0.0	0.0	0.0	0.0	0.0	0.0	0.0	0.0	0.0	0.0
	Alberta Residential	0.0	0.0	0.0	0.0	0.0	0.0	0.0	0.0	0.0	0.0	0.0	0.0	0.0
	Alberta Elec.Generation	0.0	0.0	0.0	0.0	0.0	0.0	0.0	0.0	0.0	0.0	0.0	0.0	0.0
Shrinkage	Acid Gas	0.0	0.0	0.0	0.0	0.0	0.0	0.0	0.0	0.0	0.0	0.0	0.0	0.0
	Other products	1.8	0.7	3.0	5.5	0.0	0.0	0.0	0.0	0.0	1.1	0.0	0.0	12.1
Fuel		196.3	151.5	158.6	114.7	66.2	38.6	163.3	181.7	225.2	297.6	222.6	232.4	2,048.7
Flared		0.9	1.6	0.1	0.3	0.0	0.3	0.8	2.3	1.5	0.1	0.8	0.4	9.1
Vented		0.0	0.0	0.0	0.0	0.0	0.0	0.0	0.0	0.0	0.0	0.0	0.0	0.0
Diff and Other		60.3	13.6	37.6	9.8	54.1	-105.3	76.6	73.5	-80.3	248.1	92.9	53.1	534.0
Process and Frac														
	Pentanes Plus	8.5	3.3	14.7	26.4	0.0	0.0	0.0	0.0	0.0	5.2	0.0	0.2	58.3
	Propane	0.0	0.0	0.0	0.0	0.0	0.0	0.0	0.0	0.0	0.0	0.0	0.0	0.0
	Butanes	0.0	0.0	0.0	0.0	0.0	0.0	0.0	0.0	0.0	0.0	0.0	0.0	0.0
	Ethane	0.0	0.0	0.0	0.0	0.0	0.0	0.0	0.0	0.0	0.0	0.0	0.0	0.0
	NGL	0.0	0.0	0.0	0.0	0.0	0.0	0.0	0.0	0.0	0.0	0.0	0.0	0.0
	Sulphur	0.0	0.0	0.0	0.0	0.0	0.0	0.0	0.0	0.0	0.0	0.0	0.0	0.0
	Sulphur Closing Inv	0.0	0.0	0.0	0.0	0.0	0.0	0.0	0.0	0.0	0.0	0.0	0.0	0.0

Unit of Measurement: Gas and Gas equivalent products: 1000m3, Liquids: m3, Sulphur: MTS

VPR6200
Facility ID ABGS0119007

Facility Name Grande Prairie GS 02-16-060-01W6

Facility Licence # 42681

Facility Operator A5D4 CVE

Production Month	201701	201702	201703	201704	201705	201706	201707	201708	201709	201710	201711	201712	Totals
Receipts													
Receipts from Alberta Facilities	12,982.8	6,578.7	18,764.5	16,241.9	14,127.7	17,627.0	16,391.3	14,796.4	11,752.1	14,818.1	13,132.2	15,315.1	172,527.8
Receipts from Non-Alberta Facilities	0.0	0.0	0.0	0.0	0.0	0.0	0.0	0.0	0.0	0.0	0.0	0.0	0.0
Dispositions													
Disposition	Battery	0.0	0.0	0.0	0.0	0.0	0.0	0.0	0.0	0.0	0.0	0.0	0.0
	Gas Gathering System	12,885.9	6,388.0	18,155.2	15,882.5	13,833.8	17,197.0	16,476.8	14,754.5	11,817.6	15,127.8	14,722.9	15,290.4
	Gas Plant	0.0	0.0	0.0	0.0	0.0	0.0	0.0	0.0	0.0	0.0	0.0	0.0
	Injection Facility	0.0	0.0	0.0	0.0	0.0	0.0	0.0	0.0	0.0	0.0	0.0	0.0
	Meter Station	0.0	0.0	0.0	0.0	0.0	0.0	0.0	0.0	0.0	0.0	0.0	0.0
	Other	0.0	0.0	0.0	0.0	0.0	0.0	0.0	0.0	0.0	0.0	0.0	0.0
	Alberta Commercial	0.0	0.0	0.0	0.0	0.0	0.0	0.0	0.0	0.0	0.0	0.0	0.0
	Alberta Industrial	0.0	0.0	0.0	0.0	0.0	0.0	0.0	0.0	0.0	0.0	0.0	0.0
	Alberta Residential	0.0	0.0	0.0	0.0	0.0	0.0	0.0	0.0	0.0	0.0	0.0	0.0
	Alberta Elec.Generation	0.0	0.0	0.0	0.0	0.0	0.0	0.0	0.0	0.0	0.0	0.0	0.0
Shrinkage	Acid Gas	0.0	0.0	0.0	0.0	0.0	0.0	0.0	0.0	0.0	0.0	0.0	0.0
	Other products	29.4	24.7	29.5	5.7	16.1	4.2	3.0	5.8	0.0	0.0	0.2	118.6
Fuel		335.7	167.0	429.2	385.6	312.9	359.1	337.8	318.4	261.1	0.0	0.0	336.0
Flared		0.0	0.0	0.0	0.0	0.0	0.0	0.0	0.0	0.0	0.0	0.0	0.0
Vented		3.8	4.6	3.6	1.6	2.4	0.5	0.3	0.1	0.2	0.0	0.0	17.3
Diff and Other		-272.0	-5.6	147.0	-33.5	-37.5	66.2	-426.6	-282.4	-326.8	-309.7	-1,590.9	-3,383.3
Process and Frac													
Pentanes Plus		142.3	119.5	142.7	27.6	77.7	20.3	14.6	28.2	0.0	0.0	1.0	0.0
Propane		0.0	0.0	0.0	0.0	0.0	0.0	0.0	0.0	0.0	0.0	0.0	0.0
Butanes		0.0	0.0	0.0	0.0	0.0	0.0	0.0	0.0	0.0	0.0	0.0	0.0
Ethane		0.0	0.0	0.0	0.0	0.0	0.0	0.0	0.0	0.0	0.0	0.0	0.0
NGL		0.0	0.0	0.0	0.0	0.0	0.0	0.0	0.0	0.0	0.0	0.0	0.0
Sulphur		0.0	0.0	0.0	0.0	0.0	0.0	0.0	0.0	0.0	0.0	0.0	0.0
Sulphur Closing Inv		0.0	0.0	0.0	0.0	0.0	0.0	0.0	0.0	0.0	0.0	0.0	0.0

Unit of Measurement: Gas and Gas equivalent products: 1000m3, Liquids: m3, Sulphur: MTS

VPR6200
Facility ID ABGS0119027

Facility Name ALDERFLAT GAS GATHERING

Facility Licence # 41505

Facility Operator A5RX BEC

Production Month	201701	201702	201703	201704	201705	201706	201707	201708	201709	201710	201711	201712	Totals	
Receipts														
Receipts from Alberta Facilities	912.8	844.6	948.0	890.9	909.1	876.2	890.0	889.8	824.7	898.3	869.6	779.3	10,533.3	
Receipts from Non-Alberta Facilities	0.0	0.0	0.0	0.0	0.0	0.0	0.0	0.0	0.0	0.0	0.0	0.0	0.0	
Dispositions														
Disposition	Battery	0.0	0.0	0.0	0.0	0.0	0.0	0.0	0.0	0.0	0.0	0.0	0.0	
	Gas Gathering System	830.0	766.0	832.4	814.2	843.1	816.0	844.7	836.9	780.4	829.8	786.8	686.5	9,666.8
	Gas Plant	0.0	0.0	0.0	0.0	0.0	0.0	0.0	0.0	0.0	0.0	0.0	0.0	
	Injection Facility	0.0	0.0	0.0	0.0	0.0	0.0	0.0	0.0	0.0	0.0	0.0	0.0	
	Meter Station	0.0	0.0	0.0	0.0	0.0	0.0	0.0	0.0	0.0	0.0	0.0	0.0	
	Other	0.0	0.0	0.0	0.0	0.0	0.0	0.0	0.0	0.0	0.0	0.0	0.0	
	Alberta Commercial	0.0	0.0	0.0	0.0	0.0	0.0	0.0	0.0	0.0	0.0	0.0	0.0	
	Alberta Industrial	0.0	0.0	0.0	0.0	0.0	0.0	0.0	0.0	0.0	0.0	0.0	0.0	
	Alberta Residential	0.0	0.0	0.0	0.0	0.0	0.0	0.0	0.0	0.0	0.0	0.0	0.0	
	Alberta Elec.Generation	0.0	0.0	0.0	0.0	0.0	0.0	0.0	0.0	0.0	0.0	0.0	0.0	
Shrinkage	Acid Gas	0.0	0.0	0.0	0.0	0.0	0.0	0.0	0.0	0.0	0.0	0.0	0.0	
	Other products	11.5	8.9	7.1	11.4	9.3	8.8	13.4	0.0	0.0	8.6	9.2	12.5	100.7
Fuel		70.8	62.5	66.1	65.7	62.0	59.9	60.9	66.2	59.8	62.0	58.7	61.9	756.5
Flared		0.0	0.0	0.0	0.0	0.0	0.0	0.0	0.0	0.0	0.0	0.0	0.0	0.0
Vented		0.0	0.0	0.0	0.0	0.0	0.0	0.0	0.0	0.0	0.0	0.0	0.0	0.0
Diff and Other		0.5	7.2	42.4	-0.4	-5.3	-8.5	-29.0	-13.3	-15.5	-2.1	14.9	18.4	9.3
Process and Frac														
Pentanes Plus		55.8	42.9	34.5	55.4	44.8	42.5	64.6	0.0	0.0	41.5	44.6	60.3	486.9
Propane		0.0	0.0	0.0	0.0	0.0	0.0	0.0	0.0	0.0	0.0	0.0	0.0	0.0
Butanes		0.0	0.0	0.0	0.0	0.0	0.0	0.0	0.0	0.0	0.0	0.0	0.0	0.0
Ethane		0.0	0.0	0.0	0.0	0.0	0.0	0.0	0.0	0.0	0.0	0.0	0.0	0.0
NGL		0.0	0.0	0.0	0.0	0.0	0.0	0.0	0.0	0.0	0.0	0.0	0.0	0.0
Sulphur		0.0	0.0	0.0	0.0	0.0	0.0	0.0	0.0	0.0	0.0	0.0	0.0	0.0
Sulphur Closing Inv		0.0	0.0	0.0	0.0	0.0	0.0	0.0	0.0	0.0	0.0	0.0	0.0	0.0

Unit of Measurement: Gas and Gas equivalent products: 1000m3, Liquids: m3, Sulphur: MTS

VPR6200

Facility ID ABGS0119489

Facility Name ROSEVEAR 03-06

Facility Licence # 26995

Facility Operator A5RX BEC

Production Month	201701	201702	201703	201704	201705	201706	201707	201708	201709	201710	201711	201712	Totals
Receipts													
Receipts from Alberta Facilities	442.8	384.4	407.3	371.4	369.5	269.3	317.9	411.3	193.2	340.2	345.5	342.7	4,195.5
Receipts from Non-Alberta Facilities	0.0	0.0	0.0	0.0	0.0	0.0	0.0	0.0	0.0	0.0	0.0	0.0	0.0
Dispositions													
Disposition Battery	443.6	385.5	411.7	383.7	366.0	270.4	315.1	412.1	224.2	330.5	330.8	330.0	4,203.6
Gas Gathering System	0.0	0.0	0.0	0.0	0.0	0.0	0.0	0.0	0.0	0.0	0.0	0.0	0.0
Gas Plant	0.0	0.0	0.0	0.0	0.0	0.0	0.0	0.0	0.0	0.0	0.0	0.0	0.0
Injection Facility	0.0	0.0	0.0	0.0	0.0	0.0	0.0	0.0	0.0	0.0	0.0	0.0	0.0
Meter Station	0.0	0.0	0.0	0.0	0.0	0.0	0.0	0.0	0.0	0.0	0.0	0.0	0.0
Other	0.0	0.0	0.0	0.0	0.0	0.0	0.0	0.0	0.0	0.0	0.0	0.0	0.0
Alberta Commercial	0.0	0.0	0.0	0.0	0.0	0.0	0.0	0.0	0.0	0.0	0.0	0.0	0.0
Alberta Industrial	0.0	0.0	0.0	0.0	0.0	0.0	0.0	0.0	0.0	0.0	0.0	0.0	0.0
Alberta Residential	0.0	0.0	0.0	0.0	0.0	0.0	0.0	0.0	0.0	0.0	0.0	0.0	0.0
Alberta Elec.Generation	0.0	0.0	0.0	0.0	0.0	0.0	0.0	0.0	0.0	0.0	0.0	0.0	0.0
Shrinkage Acid Gas	0.0	0.0	0.0	0.0	0.0	0.0	0.0	0.0	0.0	0.0	0.0	0.0	0.0
Other products	1.7	0.4	0.0	0.0	0.0	0.0	0.0	0.0	0.0	0.0	0.0	0.0	2.1
Fuel	1.1	1.0	1.1	1.1	0.9	0.8	0.8	0.9	1.1	0.8	0.9	0.9	11.4
Flared	0.0	0.0	0.0	0.0	0.0	0.0	0.0	0.0	0.0	0.0	0.0	0.0	0.0
Vented	0.0	0.0	0.0	0.0	0.0	0.0	0.0	0.0	0.0	0.0	0.0	0.0	0.0
Diff and Other	-3.6	-2.5	-5.5	-13.4	2.6	-1.9	2.0	-1.7	-32.1	8.9	13.8	11.8	-21.6
Process and Frac													
Pentanes Plus	8.2	2.1	0.0	0.0	0.0	0.0	0.0	0.0	0.0	0.0	0.0	0.0	10.3
Propane	0.0	0.0	0.0	0.0	0.0	0.0	0.0	0.0	0.0	0.0	0.0	0.0	0.0
Butanes	0.0	0.0	0.0	0.0	0.0	0.0	0.0	0.0	0.0	0.0	0.0	0.0	0.0
Ethane	0.0	0.0	0.0	0.0	0.0	0.0	0.0	0.0	0.0	0.0	0.0	0.0	0.0
NGL	0.0	0.0	0.0	0.0	0.0	0.0	0.0	0.0	0.0	0.0	0.0	0.0	0.0
Sulphur	0.0	0.0	0.0	0.0	0.0	0.0	0.0	0.0	0.0	0.0	0.0	0.0	0.0
Sulphur Closing Inv	0.0	0.0	0.0	0.0	0.0	0.0	0.0	0.0	0.0	0.0	0.0	0.0	0.0

Unit of Measurement: Gas and Gas equivalent products: 1000m3, Liquids: m3, Sulphur: MTS

VPR6200

Facility ID ABGS0119953

Facility Name DEVON ELMWORTH HALFWAY 15-09 GGS

Facility Licence # 26500

Facility Operator A6GD SINOPEC

Production Month	201701	201702	201703	201704	201705	201706	201707	201708	201709	201710	201711	201712	Totals
Receipts													
Receipts from Alberta Facilities	14,830.5	17,772.9	24,692.9	19,863.8	8,693.5	7,372.0	23,352.9	26,202.3	26,658.9	23,149.9	20,825.4	25,444.7	238,859.7
Receipts from Non-Alberta Facilities	0.0	0.0	0.0	0.0	0.0	0.0	0.0	0.0	0.0	0.0	0.0	0.0	0.0
Dispositions													
Disposition Battery	0.0	0.0	0.0	0.0	0.0	0.0	0.0	0.0	29.0	16.4	0.0	0.0	45.4
Gas Gathering System	13,744.5	16,488.3	22,666.7	18,306.1	8,063.0	6,759.3	21,179.1	23,907.7	24,672.5	21,303.7	18,694.4	22,872.0	218,657.3
Gas Plant	0.0	0.0	0.0	0.0	0.0	0.0	0.0	0.0	0.0	0.0	0.0	0.0	0.0
Injection Facility	0.0	0.0	0.0	0.0	0.0	0.0	0.0	0.0	0.0	0.0	0.0	0.0	0.0
Meter Station	0.0	0.0	0.0	0.0	0.0	0.0	0.0	0.0	0.0	0.0	0.0	0.0	0.0
Other	0.0	0.0	0.0	0.0	0.0	0.0	0.0	0.0	0.0	0.0	0.0	0.0	0.0
Alberta Commercial	0.0	0.0	0.0	0.0	0.0	0.0	0.0	0.0	0.0	0.0	0.0	0.0	0.0
Alberta Industrial	0.0	0.0	0.0	0.0	0.0	0.0	0.0	0.0	0.0	0.0	0.0	0.0	0.0
Alberta Residential	0.0	0.0	0.0	0.0	0.0	0.0	0.0	0.0	0.0	0.0	0.0	0.0	0.0
Alberta Elec.Generation	0.0	0.0	0.0	0.0	0.0	0.0	0.0	0.0	0.0	0.0	0.0	0.0	0.0
Shrinkage Acid Gas	0.0	0.0	0.0	0.0	0.0	0.0	0.0	0.0	0.0	0.0	0.0	0.0	0.0
Other products	37.2	159.7	543.1	395.3	145.4	43.8	156.4	408.5	161.8	155.1	157.2	256.0	2,619.5
Fuel	643.7	763.6	1,037.1	925.8	440.0	331.3	846.8	955.1	938.7	853.5	877.0	1,020.0	9,632.6
Flared	0.0	0.0	13.0	0.0	6.1	0.0	0.0	0.0	0.0	0.0	0.0	0.0	19.1
Vented	0.0	0.0	0.0	0.0	0.0	0.0	0.0	0.0	0.0	0.0	0.0	0.0	0.0
Diff and Other	405.1	361.3	433.0	236.6	39.0	237.6	1,170.6	931.0	856.9	821.2	1,096.8	1,296.7	7,885.8
Process and Frac													
Pentanes Plus	180.0	772.6	2,627.8	1,912.7	703.5	211.9	756.6	1,976.6	782.9	750.7	760.6	1,238.7	12,674.6
Propane	0.0	0.0	0.0	0.0	0.0	0.0	0.0	0.0	0.0	0.0	0.0	0.0	0.0
Butanes	0.0	0.0	0.0	0.0	0.0	0.0	0.0	0.0	0.0	0.0	0.0	0.0	0.0
Ethane	0.0	0.0	0.0	0.0	0.0	0.0	0.0	0.0	0.0	0.0	0.0	0.0	0.0
NGL	0.0	0.0	0.0	0.0	0.0	0.0	0.0	0.0	0.0	0.0	0.0	0.0	0.0
Sulphur	0.0	0.0	0.0	0.0	0.0	0.0	0.0	0.0	0.0	0.0	0.0	0.0	0.0
Sulphur Closing Inv	0.0	0.0	0.0	0.0	0.0	0.0	0.0	0.0	0.0	0.0	0.0	0.0	0.0

Unit of Measurement: Gas and Gas equivalent products: 1000m3, Liquids: m3, Sulphur: MTS

VPR6200

Facility ID ABGS0120002

Facility Name GILBY 11-22-041-05W5 GGS

Facility Licence # 8822

Facility Operator A5RX BEC

Production Month	201701	201702	201703	201704	201705	201706	201707	201708	201709	201710	201711	201712	Totals
Receipts													
Receipts from Alberta Facilities	7,202.0	6,595.4	7,175.1	7,081.2	7,170.0	6,106.0	8,871.7	8,129.9	7,981.6	8,234.1	7,732.7	7,875.2	90,154.9
Receipts from Non-Alberta Facilities	0.0	0.0	0.0	0.0	0.0	0.0	0.0	0.0	0.0	0.0	0.0	0.0	0.0
Dispositions													
Disposition Battery	0.0	0.0	0.0	0.0	0.0	0.0	0.0	0.0	0.0	0.0	0.0	0.0	0.0
Gas Gathering System	7,271.2	6,692.3	7,455.1	6,977.7	6,919.3	5,402.9	8,548.7	8,418.6	7,883.1	8,029.1	7,492.5	7,621.6	88,712.1
Gas Plant	0.0	0.0	0.0	0.0	0.0	0.0	0.0	0.0	0.0	0.0	0.0	0.0	0.0
Injection Facility	0.0	0.0	0.0	0.0	0.0	0.0	0.0	0.0	0.0	0.0	0.0	0.0	0.0
Meter Station	0.0	0.0	0.0	0.0	0.0	0.0	0.0	0.0	0.0	0.0	0.0	0.0	0.0
Other	0.0	0.0	0.0	0.0	0.0	0.0	0.0	0.0	0.0	0.0	0.0	0.0	0.0
Alberta Commercial	0.0	0.0	0.0	0.0	0.0	0.0	0.0	0.0	0.0	0.0	0.0	0.0	0.0
Alberta Industrial	0.0	0.0	0.0	0.0	0.0	0.0	0.0	0.0	0.0	0.0	0.0	0.0	0.0
Alberta Residential	0.0	0.0	0.0	0.0	0.0	0.0	0.0	0.0	0.0	0.0	0.0	0.0	0.0
Alberta Elec.Generation	0.0	0.0	0.0	0.0	0.0	0.0	0.0	0.0	0.0	0.0	0.0	0.0	0.0
Shrinkage Acid Gas	0.0	0.0	0.0	0.0	0.0	0.0	0.0	0.0	0.0	0.0	0.0	0.0	0.0
Other products	2.5	2.6	2.3	0.0	0.0	9.1	12.2	0.0	1.7	0.9	2.6	15.1	49.0
Fuel	201.4	194.1	211.8	202.9	201.7	197.9	230.7	229.9	219.6	218.7	217.9	241.0	2,567.6
Flared	0.0	0.0	0.0	0.0	0.0	0.0	0.0	0.0	0.0	0.0	0.0	0.0	0.0
Vented	0.2	0.2	0.2	0.1	0.0	0.7	2.5	0.0	3.7	0.1	0.0	8.2	15.9
Diff and Other	-273.3	-293.8	-494.3	-99.5	49.0	495.4	77.6	-518.6	-126.5	-14.7	19.7	-10.7	-1,189.7
Process and Frac													
Pentanes Plus	12.0	12.7	11.3	0.2	0.0	44.2	58.8	0.2	8.0	4.3	12.4	73.2	237.3
Propane	0.0	0.0	0.0	0.0	0.0	0.0	0.0	0.0	0.0	0.0	0.0	0.0	0.0
Butanes	0.0	0.0	0.0	0.0	0.0	0.0	0.0	0.0	0.0	0.0	0.0	0.0	0.0
Ethane	0.0	0.0	0.0	0.0	0.0	0.0	0.0	0.0	0.0	0.0	0.0	0.0	0.0
NGL	0.0	0.0	0.0	0.0	0.0	0.0	0.0	0.0	0.0	0.0	0.0	0.0	0.0
Sulphur	0.0	0.0	0.0	0.0	0.0	0.0	0.0	0.0	0.0	0.0	0.0	0.0	0.0
Sulphur Closing Inv	0.0	0.0	0.0	0.0	0.0	0.0	0.0	0.0	0.0	0.0	0.0	0.0	0.0

Unit of Measurement: Gas and Gas equivalent products: 1000m3, Liquids: m3, Sulphur: MTS

VPR6200

Facility ID ABGS0120535

Facility Name BIR PCoupe GGS #2 7-25-77-12

Facility Licence # 35987

Facility Operator A12R BIR

Production Month	201701	201702	201703	201704	201705	201706	201707	201708	201709	201710	201711	201712	Totals
Receipts													
Receipts from Alberta Facilities	16,056.9	14,260.3	14,041.8	15,347.5	15,940.7	16,251.9	16,504.4	19,767.2	20,146.0	20,555.5	18,700.6	19,106.9	206,679.7
Receipts from Non-Alberta Facilities	0.0	0.0	0.0	0.0	0.0	0.0	0.0	0.0	0.0	0.0	0.0	0.0	0.0
Dispositions													
Disposition													
Battery	0.0	0.0	0.0	0.0	0.0	0.0	0.0	0.0	0.0	0.0	0.0	0.0	0.0
Gas Gathering System	16,021.6	14,096.9	13,830.2	14,978.0	15,592.1	16,251.9	16,504.4	19,767.2	20,146.0	20,555.5	18,700.6	19,106.9	205,551.3
Gas Plant	0.0	0.0	0.0	0.0	0.0	0.0	0.0	0.0	0.0	0.0	0.0	0.0	0.0
Injection Facility	0.0	0.0	0.0	0.0	0.0	0.0	0.0	0.0	0.0	0.0	0.0	0.0	0.0
Meter Station	0.0	0.0	0.0	0.0	0.0	0.0	0.0	0.0	0.0	0.0	0.0	0.0	0.0
Other	0.0	0.0	0.0	0.0	0.0	0.0	0.0	0.0	0.0	0.0	0.0	0.0	0.0
Alberta Commercial	0.0	0.0	0.0	0.0	0.0	0.0	0.0	0.0	0.0	0.0	0.0	0.0	0.0
Alberta Industrial	0.0	0.0	0.0	0.0	0.0	0.0	0.0	0.0	0.0	0.0	0.0	0.0	0.0
Alberta Residential	0.0	0.0	0.0	0.0	0.0	0.0	0.0	0.0	0.0	0.0	0.0	0.0	0.0
Alberta Elec.Generation	0.0	0.0	0.0	0.0	0.0	0.0	0.0	0.0	0.0	0.0	0.0	0.0	0.0
Shrinkage													
Acid Gas	0.0	0.0	0.0	0.0	0.0	0.0	0.0	0.0	0.0	0.0	0.0	0.0	0.0
Other products	210.2	178.0	209.4	208.7	248.8	8.9	0.0	0.0	0.0	0.0	0.0	0.0	1,064.0
Fuel	223.1	202.5	218.3	225.1	228.3	0.0	0.0	0.0	0.0	0.0	0.0	0.0	1,097.3
Flared	69.4	59.5	66.0	4.1	4.8	0.0	0.0	0.0	0.0	0.0	0.0	0.0	203.8
Vented	0.0	0.0	0.0	0.0	0.0	0.0	0.0	0.0	0.0	0.0	0.0	0.0	0.0
Diff and Other	-467.4	-276.6	-282.1	-68.4	-133.3	-8.9	0.0	0.0	0.0	0.0	0.0	0.0	-1,236.7
Process and Frac													
Pentanes Plus	1,017.1	861.4	1,013.4	1,009.8	1,203.7	43.2	0.0	0.0	0.0	0.0	0.0	0.0	5,148.6
Propane	0.0	0.0	0.0	0.0	0.0	0.0	0.0	0.0	0.0	0.0	0.0	0.0	0.0
Butanes	0.0	0.0	0.0	0.0	0.0	0.0	0.0	0.0	0.0	0.0	0.0	0.0	0.0
Ethane	0.0	0.0	0.0	0.0	0.0	0.0	0.0	0.0	0.0	0.0	0.0	0.0	0.0
NGL	0.0	0.0	0.0	0.0	0.0	0.0	0.0	0.0	0.0	0.0	0.0	0.0	0.0
Sulphur	0.0	0.0	0.0	0.0	0.0	0.0	0.0	0.0	0.0	0.0	0.0	0.0	0.0
Sulphur Closing Inv	0.0	0.0	0.0	0.0	0.0	0.0	0.0	0.0	0.0	0.0	0.0	0.0	0.0

Unit of Measurement: Gas and Gas equivalent products: 1000m3, Liquids: m3, Sulphur: MTS

VPR6200

Facility ID ABGS0120689

Facility Name BONAVIDA 5-34-37-8 GAS GATHERING

Facility Licence # 43191

Facility Operator A5RX BEC

Production Month	201701	201702	201703	201704	201705	201706	201707	201708	201709	201710	201711	201712	Totals
Receipts													
Receipts from Alberta Facilities	7,513.5	7,048.2	7,516.7	7,063.8	7,102.4	9,479.0	10,252.6	9,847.1	10,987.4	11,873.4	11,243.8	11,938.7	111,866.6
Receipts from Non-Alberta Facilities	0.0	0.0	0.0	0.0	0.0	0.0	0.0	0.0	0.0	0.0	0.0	0.0	0.0
Dispositions													
Disposition													
Battery	0.0	0.0	0.0	0.0	0.0	0.0	0.0	0.0	0.0	0.0	0.0	0.0	0.0
Gas Gathering System	7,065.7	6,625.9	7,078.5	6,606.2	6,494.6	9,094.2	9,825.1	9,504.9	10,227.5	11,284.2	10,412.8	11,211.8	105,431.4
Gas Plant	0.0	0.0	0.0	0.0	0.0	0.0	0.0	0.0	0.0	0.0	0.0	0.0	0.0
Injection Facility	0.0	0.0	0.0	0.0	0.0	0.0	0.0	0.0	0.0	0.0	0.0	0.0	0.0
Meter Station	0.0	0.0	0.0	0.0	0.0	0.0	0.0	0.0	0.0	0.0	0.0	0.0	0.0
Other	0.0	0.0	0.0	0.0	0.0	0.0	0.0	0.0	0.0	0.0	0.0	0.0	0.0
Alberta Commercial	0.0	0.0	0.0	0.0	0.0	0.0	0.0	0.0	0.0	0.0	0.0	0.0	0.0
Alberta Industrial	0.0	0.0	0.0	0.0	0.0	0.0	0.0	0.0	0.0	0.0	0.0	0.0	0.0
Alberta Residential	0.0	0.0	0.0	0.0	0.0	0.0	0.0	0.0	0.0	0.0	0.0	0.0	0.0
Alberta Elec.Generation	0.0	0.0	0.0	0.0	0.0	0.0	0.0	0.0	0.0	0.0	0.0	0.0	0.0
Shrinkage													
Acid Gas	0.0	0.0	0.0	0.0	0.0	0.0	0.0	0.0	0.0	0.0	0.0	0.0	0.0
Other products	0.6	22.2	0.6	4.2	0.8	4.5	3.8	1.5	1.2	1.7	1.2	14.7	57.0
Fuel	200.5	186.1	198.1	184.0	191.5	208.5	122.1	84.1	279.5	231.9	287.9	319.7	2,493.9
Flared	0.0	0.0	0.0	0.0	0.0	0.0	0.0	0.0	0.0	0.0	0.0	0.0	0.0
Vented	0.1	0.1	0.0	0.0	0.0	0.0	0.0	0.0	0.2	0.0	0.1	0.1	0.6
Diff and Other	246.6	213.9	239.5	269.4	415.5	171.8	301.6	256.6	479.0	355.6	541.8	392.4	3,883.7
Process and Frac													
Pentanes Plus	3.0	107.5	3.0	20.5	4.0	21.8	18.6	7.3	6.0	8.1	6.0	70.9	276.7
Propane	0.0	0.0	0.0	0.0	0.0	0.0	0.0	0.0	0.0	0.0	0.0	0.0	0.0
Butanes	0.0	0.0	0.0	0.0	0.0	0.0	0.0	0.0	0.0	0.0	0.0	0.0	0.0
Ethane	0.0	0.0	0.0	0.0	0.0	0.0	0.0	0.0	0.0	0.0	0.0	0.0	0.0
NGL	0.0	0.0	0.0	0.0	0.0	0.0	0.0	0.0	0.0	0.0	0.0	0.0	0.0
Sulphur	0.0	0.0	0.0	0.0	0.0	0.0	0.0	0.0	0.0	0.0	0.0	0.0	0.0
Sulphur Closing Inv	0.0	0.0	0.0	0.0	0.0	0.0	0.0	0.0	0.0	0.0	0.0	0.0	0.0

VPR6200
Facility ID ABGS0120894

Facility Name JOSEPHINE 06-30-081-10W6

Facility Licence # 23375

Facility Operator OHE9 CNRL

Production Month	201701	201702	201703	201704	201705	201706	201707	201708	201709	201710	201711	201712	Totals
Receipts													
Receipts from Alberta Facilities	784.1	803.2	1,073.6	1,060.2	1,141.8	898.2	1,161.6	1,024.8	1,095.2	1,213.5	1,003.3	1,144.0	12,403.5
Receipts from Non-Alberta Facilities	0.0	0.0	0.0	0.0	0.0	0.0	0.0	0.0	0.0	0.0	0.0	0.0	0.0
Dispositions													
Disposition													
Battery	430.3	260.8	361.1	392.3	441.9	201.3	306.7	325.8	369.6	357.0	346.2	362.0	4,155.0
Gas Gathering System	287.0	481.2	648.7	603.3	633.9	635.3	789.0	678.7	619.2	750.5	579.5	676.1	7,382.4
Gas Plant	0.0	0.0	0.0	0.0	0.0	0.0	0.0	0.0	0.0	0.0	0.0	0.0	0.0
Injection Facility	0.0	0.0	0.0	0.0	0.0	0.0	0.0	0.0	0.0	0.0	0.0	0.0	0.0
Meter Station	0.0	0.0	0.0	0.0	0.0	0.0	0.0	0.0	0.0	0.0	0.0	0.0	0.0
Other	0.0	0.0	0.0	0.0	0.0	0.0	0.0	0.0	0.0	0.0	0.0	0.0	0.0
Alberta Commercial	0.0	0.0	0.0	0.0	0.0	0.0	0.0	0.0	0.0	0.0	0.0	0.0	0.0
Alberta Industrial	0.0	0.0	0.0	0.0	0.0	0.0	0.0	0.0	0.0	0.0	0.0	0.0	0.0
Alberta Residential	0.0	0.0	0.0	0.0	0.0	0.0	0.0	0.0	0.0	0.0	0.0	0.0	0.0
Alberta Elec.Generation	0.0	0.0	0.0	0.0	0.0	0.0	0.0	0.0	0.0	0.0	0.0	0.0	0.0
Shrinkage													
Acid Gas	0.0	0.0	0.0	0.0	0.0	0.0	0.0	0.0	0.0	0.0	0.0	0.0	0.0
Other products	0.0	4.1	4.5	3.3	0.5	3.1	0.7	1.6	1.2	0.9	4.2	3.0	27.1
Fuel	66.8	57.3	59.2	61.5	65.5	58.6	65.2	59.7	105.2	105.2	101.7	103.1	909.0
Flared	0.0	0.0	0.0	0.0	0.0	0.0	0.0	0.0	0.0	0.0	0.0	0.0	0.0
Vented	0.0	0.0	0.0	0.0	0.0	0.0	0.0	0.0	0.0	0.0	0.0	0.0	0.0
Diff and Other	0.0	-0.2	0.1	-0.2	0.0	-0.1	0.0	-41.0	0.0	-0.1	-28.3	-0.2	-70.0
Process and Frac													
Pentanes Plus	0.0	19.8	21.8	15.8	2.4	14.9	3.6	7.5	5.9	4.3	20.4	14.4	130.8
Propane	0.0	0.0	0.0	0.0	0.0	0.0	0.0	0.0	0.0	0.0	0.0	0.0	0.0
Butanes	0.0	0.0	0.0	0.0	0.0	0.0	0.0	0.0	0.0	0.0	0.0	0.0	0.0
Ethane	0.0	0.0	0.0	0.0	0.0	0.0	0.0	0.0	0.0	0.0	0.0	0.0	0.0
NGL	0.0	0.0	0.0	0.0	0.0	0.0	0.0	0.0	0.0	0.0	0.0	0.0	0.0
Sulphur	0.0	0.0	0.0	0.0	0.0	0.0	0.0	0.0	0.0	0.0	0.0	0.0	0.0
Sulphur Closing Inv	0.0	0.0	0.0	0.0	0.0	0.0	0.0	0.0	0.0	0.0	0.0	0.0	0.0

VPR6200

Facility ID ABGS0121359

Facility Name TRILOGY 09-16-078-07W6 GGS

Facility Licence # 35652

Facility Operator A68P

Production Month	201701	201702	201703	201704	201705	201706	201707	201708	201709	201710	201711	201712	Totals
Receipts													
Receipts from Alberta Facilities	1,403.0	1,220.9	1,303.4	1,155.6	868.4	816.3	1,312.0	1,113.8	1,271.1	1,227.7	1,170.1	1,217.2	14,079.5
Receipts from Non-Alberta Facilities	0.0	0.0	0.0	0.0	0.0	0.0	0.0	0.0	0.0	0.0	0.0	0.0	0.0
Dispositions													
Disposition													
Battery	43.3	33.0	23.7	38.5	26.7	14.9	24.4	37.6	40.6	49.9	52.9	30.4	415.9
Gas Gathering System	1,271.0	1,091.7	1,185.7	1,019.9	800.9	846.6	1,332.1	1,125.0	1,241.0	1,212.4	1,148.1	1,148.6	13,423.0
Gas Plant	0.0	0.0	0.0	0.0	0.0	0.0	0.0	0.0	0.0	0.0	0.0	0.0	0.0
Injection Facility	0.0	0.0	0.0	0.0	0.0	0.0	0.0	0.0	0.0	0.0	0.0	0.0	0.0
Meter Station	0.0	0.0	0.0	0.0	0.0	0.0	0.0	0.0	0.0	0.0	0.0	0.0	0.0
Other	0.0	0.0	0.0	0.0	0.0	0.0	0.0	0.0	0.0	0.0	0.0	0.0	0.0
Alberta Commercial	0.0	0.0	0.0	0.0	0.0	0.0	0.0	0.0	0.0	0.0	0.0	0.0	0.0
Alberta Industrial	0.0	0.0	0.0	0.0	0.0	0.0	0.0	0.0	0.0	0.0	0.0	0.0	0.0
Alberta Residential	0.0	0.0	0.0	0.0	0.0	0.0	0.0	0.0	0.0	0.0	0.0	0.0	0.0
Alberta Elec.Generation	0.0	0.0	0.0	0.0	0.0	0.0	0.0	0.0	0.0	0.0	0.0	0.0	0.0
Shrinkage													
Acid Gas	0.0	0.0	0.0	0.0	0.0	0.0	0.0	0.0	0.0	0.0	0.0	0.0	0.0
Other products	0.0	0.0	0.0	0.0	0.0	0.0	0.0	0.0	0.0	0.8	0.0	0.0	0.8
Fuel	80.7	74.0	87.4	72.9	52.3	31.3	61.3	62.3	69.2	73.7	72.8	75.3	813.2
Flared	0.0	0.0	0.0	0.0	0.0	0.0	0.0	0.0	0.0	0.0	0.0	0.0	0.0
Vented	0.0	0.0	0.0	0.0	0.0	0.0	0.0	0.0	0.0	0.0	0.0	0.0	0.0
Diff and Other	8.0	22.2	6.6	24.3	-11.5	-76.5	-105.8	-111.1	-79.7	-109.1	-103.7	-37.1	-573.4
Process and Frac													
Pentanes Plus	0.0	0.0	0.0	0.0	0.0	0.0	0.0	0.0	0.0	3.9	0.0	0.0	3.9
Propane	0.0	0.0	0.0	0.0	0.0	0.0	0.0	0.0	0.0	0.0	0.0	0.0	0.0
Butanes	0.0	0.0	0.0	0.0	0.0	0.0	0.0	0.0	0.0	0.0	0.0	0.0	0.0
Ethane	0.0	0.0	0.0	0.0	0.0	0.0	0.0	0.0	0.0	0.0	0.0	0.0	0.0
NGL	0.0	0.0	0.0	0.0	0.0	0.0	0.0	0.0	0.0	0.0	0.0	0.0	0.0
Sulphur	0.0	0.0	0.0	0.0	0.0	0.0	0.0	0.0	0.0	0.0	0.0	0.0	0.0
Sulphur Closing Inv	0.0	0.0	0.0	0.0	0.0	0.0	0.0	0.0	0.0	0.0	0.0	0.0	0.0

VPR6200

Facility ID ABGS0121502

Facility Name Omers Rimbey 5-32-43-1W5 GS

Facility Licence # 9330

Facility Operator A7ME GAIN

Production Month	201701	201702	201703	201704	201705	201706	201707	201708	201709	201710	201711	201712	Totals
Receipts													
Receipts from Alberta Facilities	2,630.6	2,264.4	2,547.7	2,378.3	2,548.4	2,242.8	2,495.0	2,402.4	2,396.9	2,462.1	2,314.2	2,206.2	28,889.0
Receipts from Non-Alberta Facilities	0.0	0.0	0.0	0.0	0.0	0.0	0.0	0.0	0.0	0.0	0.0	0.0	0.0
Dispositions													
Disposition													
Battery	6.7	6.5	7.4	7.5	6.2	7.2	9.1	9.1	10.5	10.9	9.3	10.1	100.5
Gas Gathering System	2,492.6	2,180.1	2,390.3	2,289.6	2,359.2	2,102.4	2,331.8	2,223.9	2,202.7	2,280.1	2,140.3	2,072.1	27,065.1
Gas Plant	0.0	0.0	0.0	0.0	0.0	0.0	0.0	0.0	0.0	0.0	0.0	0.0	0.0
Injection Facility	0.0	0.0	0.0	0.0	0.0	0.0	0.0	0.0	0.0	0.0	0.0	0.0	0.0
Meter Station	0.0	0.0	0.0	0.0	0.0	0.0	0.0	0.0	0.0	0.0	0.0	0.0	0.0
Other	0.0	0.0	0.0	0.0	0.0	0.0	0.0	0.0	0.0	0.0	0.0	0.0	0.0
Alberta Commercial	0.0	0.0	0.0	0.0	0.0	0.0	0.0	0.0	0.0	0.0	0.0	0.0	0.0
Alberta Industrial	0.0	0.0	0.0	0.0	0.0	0.0	0.0	0.0	0.0	0.0	0.0	0.0	0.0
Alberta Residential	0.0	0.0	0.0	0.0	0.0	0.0	0.0	0.0	0.0	0.0	0.0	0.0	0.0
Alberta Elec.Generation	0.0	0.0	0.0	0.0	0.0	0.0	0.0	0.0	0.0	0.0	0.0	0.0	0.0
Shrinkage													
Acid Gas	0.0	0.0	0.0	0.0	0.0	0.0	0.0	0.0	0.0	0.0	0.0	0.0	0.0
Other products	2.2	1.2	2.6	6.0	1.9	3.5	1.9	1.1	1.9	3.3	1.1	1.9	28.6
Fuel	89.1	83.9	89.0	85.1	91.3	78.2	89.3	89.0	93.1	95.4	90.4	90.1	1,063.9
Flared	0.3	0.4	1.7	0.3	0.3	1.0	0.1	0.2	0.7	0.2	0.2	0.3	5.7
Vented	0.0	0.0	0.0	0.0	0.0	0.0	0.0	0.0	0.0	0.0	0.0	0.0	0.0
Diff and Other	39.7	-7.7	56.7	-10.2	89.5	50.5	62.8	79.1	88.0	72.2	72.9	31.7	625.2
Process and Frac													
Pentanes Plus	10.5	5.9	12.7	29.0	9.1	16.8	9.3	5.1	9.4	15.8	5.4	9.2	138.2
Propane	0.0	0.0	0.0	0.0	0.0	0.0	0.0	0.0	0.0	0.0	0.0	0.0	0.0
Butanes	0.0	0.0	0.0	0.0	0.0	0.0	0.0	0.0	0.0	0.0	0.0	0.0	0.0
Ethane	0.0	0.0	0.0	0.0	0.0	0.0	0.0	0.0	0.0	0.0	0.0	0.0	0.0
NGL	0.0	0.0	0.0	0.0	0.0	0.0	0.0	0.0	0.0	0.0	0.0	0.0	0.0
Sulphur	0.0	0.0	0.0	0.0	0.0	0.0	0.0	0.0	0.0	0.0	0.0	0.0	0.0
Sulphur Closing Inv	0.0	0.0	0.0	0.0	0.0	0.0	0.0	0.0	0.0	0.0	0.0	0.0	0.0

Unit of Measurement: Gas and Gas equivalent products: 1000m3, Liquids: m3, Sulphur: MTS

VPR6200

Facility ID ABGS0121509

Facility Name PENGROWTH MCLEOD 9-6-57-14W5

Facility Licence # 13294

Facility Operator A1GR PINE CLIFF

Production Month	201701	201702	201703	201704	201705	201706	201707	201708	201709	201710	201711	201712	Totals
Receipts													
Receipts from Alberta Facilities	674.1	559.2	692.3	564.8	551.8	581.8	682.2	721.8	658.3	722.7	504.7	709.9	7,623.6
Receipts from Non-Alberta Facilities	0.0	0.0	0.0	0.0	0.0	0.0	0.0	0.0	0.0	0.0	0.0	0.0	0.0
Dispositions													
Disposition													
Battery	0.0	0.0	0.0	0.0	0.0	0.0	0.0	0.0	0.0	0.0	0.0	0.0	0.0
Gas Gathering System	646.7	538.1	664.1	534.0	529.2	558.5	658.8	680.5	618.3	678.2	477.7	666.4	7,250.5
Gas Plant	0.0	0.0	0.0	0.0	0.0	0.0	0.0	0.0	0.0	0.0	0.0	0.0	0.0
Injection Facility	0.0	0.0	0.0	0.0	0.0	0.0	0.0	0.0	0.0	0.0	0.0	0.0	0.0
Meter Station	0.0	0.0	0.0	0.0	0.0	0.0	0.0	0.0	0.0	0.0	0.0	0.0	0.0
Other	0.0	0.0	0.0	0.0	0.0	0.0	0.0	0.0	0.0	0.0	0.0	0.0	0.0
Alberta Commercial	0.0	0.0	0.0	0.0	0.0	0.0	0.0	0.0	0.0	0.0	0.0	0.0	0.0
Alberta Industrial	0.0	0.0	0.0	0.0	0.0	0.0	0.0	0.0	0.0	0.0	0.0	0.0	0.0
Alberta Residential	0.0	0.0	0.0	0.0	0.0	0.0	0.0	0.0	0.0	0.0	0.0	0.0	0.0
Alberta Elec.Generation	0.0	0.0	0.0	0.0	0.0	0.0	0.0	0.0	0.0	0.0	0.0	0.0	0.0
Shrinkage													
Acid Gas	0.0	0.0	0.0	0.0	0.0	0.0	0.0	0.0	0.0	0.0	0.0	0.0	0.0
Other products	3.9	5.0	3.0	6.0	0.5	0.2	3.6	2.6	3.3	1.3	2.2	4.2	35.8
Fuel	55.1	43.7	54.6	54.6	45.1	47.2	44.8	66.9	61.0	66.9	43.2	60.0	643.1
Flared	0.0	0.0	0.0	0.0	0.0	0.0	0.0	0.0	0.0	0.0	0.0	0.0	0.0
Vented	0.0	0.0	0.0	0.0	0.0	1.0	1.0	1.0	1.0	1.0	1.0	1.0	7.0
Diff and Other	-31.6	-27.6	-29.4	-29.8	-23.0	-25.1	-26.0	-29.2	-25.3	-24.7	-19.4	-21.7	-312.8
Process and Frac													
Pentanes Plus	19.0	24.1	14.7	28.8	2.6	1.1	17.5	12.6	15.9	6.1	10.8	20.5	173.7
Propane	0.0	0.0	0.0	0.0	0.0	0.0	0.0	0.0	0.0	0.0	0.0	0.0	0.0
Butanes	0.0	0.0	0.0	0.0	0.0	0.0	0.0	0.0	0.0	0.0	0.0	0.0	0.0
Ethane	0.0	0.0	0.0	0.0	0.0	0.0	0.0	0.0	0.0	0.0	0.0	0.0	0.0
NGL	0.0	0.0	0.0	0.0	0.0	0.0	0.0	0.0	0.0	0.0	0.0	0.0	0.0
Sulphur	0.0	0.0	0.0	0.0	0.0	0.0	0.0	0.0	0.0	0.0	0.0	0.0	0.0
Sulphur Closing Inv	0.0	0.0	0.0	0.0	0.0	0.0	0.0	0.0	0.0	0.0	0.0	0.0	0.0

VPR6200

Facility ID ABGS0121513

Facility Name PENGROWTH MCLEOD 2-20-57-14W5

Facility Licence # 21681

Facility Operator A1GR PINE CLIFF

Production Month	201701	201702	201703	201704	201705	201706	201707	201708	201709	201710	201711	201712	Totals
Receipts													
Receipts from Alberta Facilities	1,062.2	754.8	917.1	826.6	688.5	377.0	718.1	1,014.8	902.9	857.1	758.0	883.2	9,760.3
Receipts from Non-Alberta Facilities	0.0	0.0	0.0	0.0	0.0	0.0	0.0	0.0	0.0	0.0	0.0	0.0	0.0
Dispositions													
Disposition Battery	0.0	0.0	0.0	0.0	0.0	0.0	0.0	0.0	0.0	0.0	0.0	0.0	0.0
Gas Gathering System	1,040.6	710.9	901.9	802.1	676.6	314.6	644.4	950.9	871.7	815.9	709.2	841.6	9,280.4
Gas Plant	0.0	0.0	0.0	0.0	0.0	0.0	0.0	0.0	0.0	0.0	0.0	0.0	0.0
Injection Facility	0.0	0.0	0.0	0.0	0.0	0.0	0.0	0.0	0.0	0.0	0.0	0.0	0.0
Meter Station	0.0	0.0	0.0	0.0	0.0	0.0	0.0	0.0	0.0	0.0	0.0	0.0	0.0
Other	0.0	0.0	0.0	0.0	0.0	0.0	0.0	0.0	0.0	0.0	0.0	0.0	0.0
Alberta Commercial	0.0	0.0	0.0	0.0	0.0	0.0	0.0	0.0	0.0	0.0	0.0	0.0	0.0
Alberta Industrial	0.0	0.0	0.0	0.0	0.0	0.0	0.0	0.0	0.0	0.0	0.0	0.0	0.0
Alberta Residential	0.0	0.0	0.0	0.0	0.0	0.0	0.0	0.0	0.0	0.0	0.0	0.0	0.0
Alberta Elec.Generation	0.0	0.0	0.0	0.0	0.0	0.0	0.0	0.0	0.0	0.0	0.0	0.0	0.0
Shrinkage Acid Gas	0.0	0.0	0.0	0.0	0.0	0.0	0.0	0.0	0.0	0.0	0.0	0.0	0.0
Other products	2.1	0.6	2.6	1.0	1.8	1.2	1.8	2.0	0.9	0.0	0.0	0.4	14.4
Fuel	65.0	49.4	66.2	62.1	53.3	25.0	54.8	72.1	73.9	65.4	66.1	68.8	722.1
Flared	0.0	0.0	0.0	0.0	0.0	0.0	0.0	0.0	0.0	0.0	0.0	0.0	0.0
Vented	0.0	0.0	0.0	0.0	0.0	0.0	0.0	0.6	1.0	1.0	1.0	1.0	4.6
Diff and Other	-45.5	-6.1	-53.6	-38.6	-43.2	36.2	17.1	-10.8	-44.6	-25.2	-18.3	-28.6	-261.2
Process and Frac													
Pentanes Plus	10.3	2.8	12.7	5.0	8.5	5.6	8.8	9.6	4.4	0.0	0.0	1.8	69.5
Propane	0.0	0.0	0.0	0.0	0.0	0.0	0.0	0.0	0.0	0.0	0.0	0.0	0.0
Butanes	0.0	0.0	0.0	0.0	0.0	0.0	0.0	0.0	0.0	0.0	0.0	0.0	0.0
Ethane	0.0	0.0	0.0	0.0	0.0	0.0	0.0	0.0	0.0	0.0	0.0	0.0	0.0
NGL	0.0	0.0	0.0	0.0	0.0	0.0	0.0	0.0	0.0	0.0	0.0	0.0	0.0
Sulphur	0.0	0.0	0.0	0.0	0.0	0.0	0.0	0.0	0.0	0.0	0.0	0.0	0.0
Sulphur Closing Inv	0.0	0.0	0.0	0.0	0.0	0.0	0.0	0.0	0.0	0.0	0.0	0.0	0.0

Unit of Measurement: Gas and Gas equivalent products: 1000m3, Liquids: m3, Sulphur: MTS

VPR6200

Facility ID ABGS0121514

Facility Name PENGROWTH MCLEOD 13-30-56-14W5

Facility Licence # 13108

Facility Operator A1GR PINE CLIFF

Production Month	201701	201702	201703	201704	201705	201706	201707	201708	201709	201710	201711	201712	Totals
Receipts													
Receipts from Alberta Facilities	308.2	298.4	245.9	327.2	1,062.9	1,176.8	1,071.5	1,325.7	1,399.3	1,412.8	1,333.2	1,334.8	11,296.7
Receipts from Non-Alberta Facilities	0.0	0.0	0.0	0.0	0.0	0.0	0.0	0.0	0.0	0.0	0.0	0.0	0.0
Dispositions													
Disposition Battery	0.0	0.0	0.0	0.0	0.0	0.0	0.0	0.0	0.0	0.0	0.0	0.0	0.0
Gas Gathering System	296.1	281.1	200.7	284.2	1,052.2	1,160.2	1,084.7	1,299.2	1,417.2	1,419.1	1,376.1	1,367.1	11,237.9
Gas Plant	0.0	0.0	0.0	0.0	0.0	0.0	0.0	0.0	0.0	0.0	0.0	0.0	0.0
Injection Facility	0.0	0.0	0.0	0.0	0.0	0.0	0.0	0.0	0.0	0.0	0.0	0.0	0.0
Meter Station	0.0	0.0	0.0	0.0	0.0	0.0	0.0	0.0	0.0	0.0	0.0	0.0	0.0
Other	0.0	0.0	0.0	0.0	0.0	0.0	0.0	0.0	0.0	0.0	0.0	0.0	0.0
Alberta Commercial	0.0	0.0	0.0	0.0	0.0	0.0	0.0	0.0	0.0	0.0	0.0	0.0	0.0
Alberta Industrial	0.0	0.0	0.0	0.0	0.0	0.0	0.0	0.0	0.0	0.0	0.0	0.0	0.0
Alberta Residential	0.0	0.0	0.0	0.0	0.0	0.0	0.0	0.0	0.0	0.0	0.0	0.0	0.0
Alberta Elec.Generation	0.0	0.0	0.0	0.0	0.0	0.0	0.0	0.0	0.0	0.0	0.0	0.0	0.0
Shrinkage Acid Gas	0.0	0.0	0.0	0.0	0.0	0.0	0.0	0.0	0.0	0.0	0.0	0.0	0.0
Other products	0.6	1.4	0.8	0.7	1.7	1.8	2.8	2.7	6.7	5.7	6.6	7.9	39.4
Fuel	31.1	32.7	38.6	38.8	43.6	38.1	41.5	53.0	36.1	34.0	29.7	31.0	448.2
Flared	0.0	0.0	0.0	0.0	0.0	0.0	0.0	0.0	0.0	0.0	0.0	0.0	0.0
Vented	0.0	0.0	0.0	0.0	1.4	1.1	0.0	0.0	0.0	0.0	0.0	0.0	2.5
Diff and Other	-19.6	-16.8	5.8	3.5	-36.0	-24.4	-57.5	-29.2	-60.7	-46.0	-79.2	-71.2	-431.3
Process and Frac													
Pentanes Plus	2.8	6.6	3.8	3.6	8.3	8.5	13.7	13.1	32.4	27.5	32.1	38.2	190.6
Propane	0.0	0.0	0.0	0.0	0.0	0.0	0.0	0.0	0.0	0.0	0.0	0.0	0.0
Butanes	0.0	0.0	0.0	0.0	0.0	0.0	0.0	0.0	0.0	0.0	0.0	0.0	0.0
Ethane	0.0	0.0	0.0	0.0	0.0	0.0	0.0	0.0	0.0	0.0	0.0	0.0	0.0
NGL	0.0	0.0	0.0	0.0	0.0	0.0	0.0	0.0	0.0	0.0	0.0	0.0	0.0
Sulphur	0.0	0.0	0.0	0.0	0.0	0.0	0.0	0.0	0.0	0.0	0.0	0.0	0.0
Sulphur Closing Inv	0.0	0.0	0.0	0.0	0.0	0.0	0.0	0.0	0.0	0.0	0.0	0.0	0.0

Unit of Measurement: Gas and Gas equivalent products: 1000m3, Liquids: m3, Sulphur: MTS

VPR6200

Facility ID ABGS0122342
Facility Licence # 13755

Facility Name 06-02-061-20W5 ACL GGS
Facility Operator OAW4 PARA

Production Month	201701	201702	201703	201704	201705	201706	201707	201708	201709	201710	201711	201712	Totals
Receipts													
Receipts from Alberta Facilities	2,977.1	2,672.6	3,183.0	4,278.6	4,119.7	4,042.5	4,124.2	3,788.1	2,744.5	4,315.3	3,939.2	3,888.8	44,073.6
Receipts from Non-Alberta Facilities	0.0	0.0	0.0	0.0	0.0	0.0	0.0	0.0	0.0	0.0	0.0	0.0	0.0
Dispositions													
Disposition Battery	0.0	0.0	0.0	0.0	0.0	0.0	0.0	0.0	0.0	0.0	0.0	0.0	0.0
Gas Gathering System	2,869.5	2,588.5	3,074.1	4,182.9	4,029.3	3,957.5	4,033.1	3,700.3	2,653.8	4,219.7	3,849.1	3,793.3	42,951.1
Gas Plant	0.0	0.0	0.0	0.0	0.0	0.0	0.0	0.0	0.0	0.0	0.0	0.0	0.0
Injection Facility	0.0	0.0	0.0	0.0	0.0	0.0	0.0	0.0	0.0	0.0	0.0	0.0	0.0
Meter Station	0.0	0.0	0.0	0.0	0.0	0.0	0.0	0.0	0.0	0.0	0.0	0.0	0.0
Other	0.0	0.0	0.0	0.0	0.0	0.0	0.0	0.0	0.0	0.0	0.0	0.0	0.0
Alberta Commercial	0.0	0.0	0.0	0.0	0.0	0.0	0.0	0.0	0.0	0.0	0.0	0.0	0.0
Alberta Industrial	0.0	0.0	0.0	0.0	0.0	0.0	0.0	0.0	0.0	0.0	0.0	0.0	0.0
Alberta Residential	0.0	0.0	0.0	0.0	0.0	0.0	0.0	0.0	0.0	0.0	0.0	0.0	0.0
Alberta Elec.Generation	0.0	0.0	0.0	0.0	0.0	0.0	0.0	0.0	0.0	0.0	0.0	0.0	0.0
Shrinkage Acid Gas	0.0	0.0	0.0	0.0	0.0	0.0	0.0	0.0	0.0	0.0	0.0	0.0	0.0
Other products	0.0	0.0	0.0	0.0	0.0	0.0	0.3	0.0	0.0	0.0	0.0	0.0	0.3
Fuel	107.3	80.6	106.2	95.2	89.1	83.9	91.1	87.8	60.4	95.3	89.8	94.2	1,080.9
Flared	0.0	0.0	0.0	0.0	0.0	0.0	0.0	0.0	0.0	0.0	0.0	0.0	0.0
Vented	0.3	3.5	2.7	0.5	1.3	1.1	0.0	0.0	0.3	0.3	0.3	1.3	11.6
Diff and Other	0.0	0.0	0.0	0.0	0.0	0.0	-0.3	0.0	30.0	0.0	0.0	0.0	29.7
Process and Frac													
Pentanes Plus	0.0	0.0	0.0	0.0	0.0	0.0	1.6	0.0	0.0	0.0	0.0	0.0	1.6
Propane	0.0	0.0	0.0	0.0	0.0	0.0	0.0	0.0	0.0	0.0	0.0	0.0	0.0
Butanes	0.0	0.0	0.0	0.0	0.0	0.0	0.0	0.0	0.0	0.0	0.0	0.0	0.0
Ethane	0.0	0.0	0.0	0.0	0.0	0.0	0.0	0.0	0.0	0.0	0.0	0.0	0.0
NGL	0.0	0.0	0.0	0.0	0.0	0.0	0.0	0.0	0.0	0.0	0.0	0.0	0.0
Sulphur	0.0	0.0	0.0	0.0	0.0	0.0	0.0	0.0	0.0	0.0	0.0	0.0	0.0
Sulphur Closing Inv	0.0	0.0	0.0	0.0	0.0	0.0	0.0	0.0	0.0	0.0	0.0	0.0	0.0

Unit of Measurement: Gas and Gas equivalent products: 1000m3, Liquids: m3, Sulphur: MTS

VPR6200

Facility ID ABGS0122353

Facility Name 00/07-02-047-12W5 BRAZEAU GS

Facility Licence # 10443

Facility Operator A6GD SINOPEC

Production Month	201701	201702	201703	201704	201705	201706	201707	201708	201709	201710	201711	201712	Totals
Receipts													
Receipts from Alberta Facilities	385.6	499.2	531.5	494.4	532.2	496.0	516.7	512.0	459.3	404.3	395.7	361.2	5,588.1
Receipts from Non-Alberta Facilities	0.0	0.0	0.0	0.0	0.0	0.0	0.0	0.0	0.0	0.0	0.0	0.0	0.0
Dispositions													
Disposition	Battery	0.0	0.0	0.0	0.0	0.0	0.0	0.0	0.0	0.0	0.0	0.0	0.0
	Gas Gathering System	357.4	419.0	469.2	415.3	450.8	422.8	425.1	414.5	393.9	366.1	370.0	4,838.7
	Gas Plant	0.0	0.0	0.0	0.0	0.0	0.0	0.0	0.0	0.0	0.0	0.0	0.0
	Injection Facility	0.0	0.0	0.0	0.0	0.0	0.0	0.0	0.0	0.0	0.0	0.0	0.0
	Meter Station	0.0	0.0	0.0	0.0	0.0	0.0	0.0	0.0	0.0	0.0	0.0	0.0
	Other	0.0	0.0	0.0	0.0	0.0	0.0	0.0	0.0	0.0	0.0	0.0	0.0
	Alberta Commercial	0.0	0.0	0.0	0.0	0.0	0.0	0.0	0.0	0.0	0.0	0.0	0.0
	Alberta Industrial	0.0	0.0	0.0	0.0	0.0	0.0	0.0	0.0	0.0	0.0	0.0	0.0
	Alberta Residential	0.0	0.0	0.0	0.0	0.0	0.0	0.0	0.0	0.0	0.0	0.0	0.0
	Alberta Elec.Generation	0.0	0.0	0.0	0.0	0.0	0.0	0.0	0.0	0.0	0.0	0.0	0.0
Shrinkage	Acid Gas	0.0	0.0	0.0	0.0	0.0	0.0	0.0	0.0	0.0	0.0	0.0	0.0
	Other products	0.4	1.3	0.7	0.0	0.0	0.0	0.2	0.2	1.1	2.1	0.4	6.4
Fuel		32.9	29.6	30.8	30.7	25.7	23.3	24.4	26.6	25.2	25.4	24.9	326.3
Flared		0.0	0.0	0.0	0.0	0.0	0.0	0.0	0.0	0.0	0.0	0.0	0.0
Vented		0.0	0.0	0.0	0.0	0.0	0.0	0.0	0.0	0.0	0.0	0.0	0.0
Diff and Other		-5.1	49.3	30.8	48.4	55.7	49.9	67.2	70.7	40.0	11.7	-1.3	416.7
Process and Frac													
	Pentanes Plus	1.7	6.3	3.6	0.0	0.0	0.0	0.0	1.0	0.8	5.4	10.0	30.8
	Propane	0.0	0.0	0.0	0.0	0.0	0.0	0.0	0.0	0.0	0.0	0.0	0.0
	Butanes	0.0	0.0	0.0	0.0	0.0	0.0	0.0	0.0	0.0	0.0	0.0	0.0
	Ethane	0.0	0.0	0.0	0.0	0.0	0.0	0.0	0.0	0.0	0.0	0.0	0.0
	NGL	0.0	0.0	0.0	0.0	0.0	0.0	0.0	0.0	0.0	0.0	0.0	0.0
	Sulphur	0.0	0.0	0.0	0.0	0.0	0.0	0.0	0.0	0.0	0.0	0.0	0.0
	Sulphur Closing Inv	0.0	0.0	0.0	0.0	0.0	0.0	0.0	0.0	0.0	0.0	0.0	0.0

VPR6200

Facility ID ABGS0122372

Facility Name 11-10-062-19W5 GGS

Facility Licence # 23618

Facility Operator OAW4 PARA

Production Month	201701	201702	201703	201704	201705	201706	201707	201708	201709	201710	201711	201712	Totals
Receipts													
Receipts from Alberta Facilities	1,737.0	1,798.2	1,617.0	1,701.5	1,667.0	1,596.0	1,688.4	1,601.9	1,138.4	1,599.5	1,368.4	1,684.0	19,197.3
Receipts from Non-Alberta Facilities	0.0	0.0	0.0	0.0	0.0	0.0	0.0	0.0	0.0	0.0	0.0	0.0	0.0
Dispositions													
Disposition													
Battery	0.0	0.0	0.0	0.0	0.0	0.0	0.0	0.0	0.0	0.0	0.0	0.0	0.0
Gas Gathering System	1,737.0	1,798.2	1,617.0	1,701.5	1,667.0	1,596.0	1,688.4	1,601.9	1,138.4	1,599.5	1,368.4	1,684.0	19,197.3
Gas Plant	0.0	0.0	0.0	0.0	0.0	0.0	0.0	0.0	0.0	0.0	0.0	0.0	0.0
Injection Facility	0.0	0.0	0.0	0.0	0.0	0.0	0.0	0.0	0.0	0.0	0.0	0.0	0.0
Meter Station	0.0	0.0	0.0	0.0	0.0	0.0	0.0	0.0	0.0	0.0	0.0	0.0	0.0
Other	0.0	0.0	0.0	0.0	0.0	0.0	0.0	0.0	0.0	0.0	0.0	0.0	0.0
Alberta Commercial	0.0	0.0	0.0	0.0	0.0	0.0	0.0	0.0	0.0	0.0	0.0	0.0	0.0
Alberta Industrial	0.0	0.0	0.0	0.0	0.0	0.0	0.0	0.0	0.0	0.0	0.0	0.0	0.0
Alberta Residential	0.0	0.0	0.0	0.0	0.0	0.0	0.0	0.0	0.0	0.0	0.0	0.0	0.0
Alberta Elec.Generation	0.0	0.0	0.0	0.0	0.0	0.0	0.0	0.0	0.0	0.0	0.0	0.0	0.0
Shrinkage													
Acid Gas	0.0	0.0	0.0	0.0	0.0	0.0	0.0	0.0	0.0	0.0	0.0	0.0	0.0
Other products	0.1	0.4	0.1	0.0	0.0	0.1	0.2	0.0	0.6	0.1	0.2	1.7	3.5
Fuel	0.0	0.0	0.0	0.0	0.0	0.0	0.0	0.0	0.0	0.0	0.0	0.0	0.0
Flared	0.0	0.0	0.0	0.0	0.0	0.0	0.0	0.0	0.0	0.0	0.0	0.0	0.0
Vented	0.0	0.0	0.0	0.0	0.0	0.0	0.0	0.0	0.0	0.0	0.0	0.0	0.0
Diff and Other	-0.1	-0.4	-0.1	0.0	0.0	-0.1	-0.2	0.0	-0.6	-0.1	-0.2	-1.7	-3.5
Process and Frac													
Pentanes Plus	0.7	1.8	0.5	0.0	0.0	0.5	1.1	0.0	2.8	0.3	0.8	8.0	16.5
Propane	0.0	0.0	0.0	0.0	0.0	0.0	0.0	0.0	0.0	0.0	0.0	0.0	0.0
Butanes	0.0	0.0	0.0	0.0	0.0	0.0	0.0	0.0	0.0	0.0	0.0	0.0	0.0
Ethane	0.0	0.0	0.0	0.0	0.0	0.0	0.0	0.0	0.0	0.0	0.0	0.0	0.0
NGL	0.0	0.0	0.0	0.0	0.0	0.0	0.0	0.0	0.0	0.0	0.0	0.0	0.0
Sulphur	0.0	0.0	0.0	0.0	0.0	0.0	0.0	0.0	0.0	0.0	0.0	0.0	0.0
Sulphur Closing Inv	0.0	0.0	0.0	0.0	0.0	0.0	0.0	0.0	0.0	0.0	0.0	0.0	0.0

Unit of Measurement: Gas and Gas equivalent products: 1000m3, Liquids: m3, Sulphur: MTS

VPR6200

Facility ID ABGS0122626

Facility Name ECA 7-3 AND 7-34 COMPRESSOR GGS

Facility Licence # 15369

Facility Operator 0026 ECA

Production Month	201701	201702	201703	201704	201705	201706	201707	201708	201709	201710	201711	201712	Totals
Receipts													
Receipts from Alberta Facilities	12,827.2	11,671.0	12,851.8	12,330.4	9,491.5	12,001.2	13,437.2	12,986.2	12,655.8	12,947.0	11,735.9	12,482.2	147,417.4
Receipts from Non-Alberta Facilities	0.0	0.0	0.0	0.0	0.0	0.0	0.0	0.0	0.0	0.0	0.0	0.0	0.0
Dispositions													
Disposition													
Battery	0.0	0.0	0.0	0.0	0.0	0.0	0.0	0.0	0.0	0.0	0.0	0.0	0.0
Gas Gathering System	12,413.0	11,296.9	12,437.6	11,929.6	9,077.3	11,600.4	13,023.0	12,572.0	12,255.0	12,532.8	11,335.1	12,068.0	142,540.7
Gas Plant	0.0	0.0	0.0	0.0	0.0	0.0	0.0	0.0	0.0	0.0	0.0	0.0	0.0
Injection Facility	0.0	0.0	0.0	0.0	0.0	0.0	0.0	0.0	0.0	0.0	0.0	0.0	0.0
Meter Station	0.0	0.0	0.0	0.0	0.0	0.0	0.0	0.0	0.0	0.0	0.0	0.0	0.0
Other	0.0	0.0	0.0	0.0	0.0	0.0	0.0	0.0	0.0	0.0	0.0	0.0	0.0
Alberta Commercial	0.0	0.0	0.0	0.0	0.0	0.0	0.0	0.0	0.0	0.0	0.0	0.0	0.0
Alberta Industrial	0.0	0.0	0.0	0.0	0.0	0.0	0.0	0.0	0.0	0.0	0.0	0.0	0.0
Alberta Residential	0.0	0.0	0.0	0.0	0.0	0.0	0.0	0.0	0.0	0.0	0.0	0.0	0.0
Alberta Elec.Generation	0.0	0.0	0.0	0.0	0.0	0.0	0.0	0.0	0.0	0.0	0.0	0.0	0.0
Shrinkage													
Acid Gas	0.0	0.0	0.0	0.0	0.0	0.0	0.0	0.0	0.0	0.0	0.0	0.0	0.0
Other products	0.0	0.0	0.0	0.0	1.9	0.0	0.2	0.0	0.1	0.0	0.0	0.0	2.2
Fuel	414.2	374.1	414.2	400.8	414.2	400.8	414.2	414.2	400.8	414.2	400.8	414.2	4,876.7
Flared	0.0	0.0	0.0	0.0	0.0	0.0	0.0	0.0	0.0	0.0	0.0	0.0	0.0
Vented	0.0	0.0	0.0	0.0	0.0	0.0	0.0	0.0	0.0	0.0	0.0	0.0	0.0
Diff and Other	0.0	0.0	0.0	0.0	-1.9	0.0	-0.2	0.0	-0.1	0.0	0.0	0.0	-2.2
Process and Frac													
Pentanes Plus	0.0	0.0	0.0	0.0	9.1	0.0	1.1	0.0	0.3	0.0	0.0	0.0	10.5
Propane	0.0	0.0	0.0	0.0	0.0	0.0	0.0	0.0	0.0	0.0	0.0	0.0	0.0
Butanes	0.0	0.0	0.0	0.0	0.0	0.0	0.0	0.0	0.0	0.0	0.0	0.0	0.0
Ethane	0.0	0.0	0.0	0.0	0.0	0.0	0.0	0.0	0.0	0.0	0.0	0.0	0.0
NGL	0.0	0.0	0.0	0.0	0.0	0.0	0.0	0.0	0.0	0.0	0.0	0.0	0.0
Sulphur	0.0	0.0	0.0	0.0	0.0	0.0	0.0	0.0	0.0	0.0	0.0	0.0	0.0
Sulphur Closing Inv	0.0	0.0	0.0	0.0	0.0	0.0	0.0	0.0	0.0	0.0	0.0	0.0	0.0

Unit of Measurement: Gas and Gas equivalent products: 1000m3, Liquids: m3, Sulphur: MTS

VPR6200

Facility ID ABGS0122857

Facility Name 00/07-22-068-08W6 Wapiti GS

Facility Licence # 32791

Facility Operator A6GD SINOPEC

Production Month	201701	201702	201703	201704	201705	201706	201707	201708	201709	201710	201711	201712	Totals
Receipts													
Receipts from Alberta Facilities	25,626.8	20,806.1	20,495.4	9,963.1	16,160.0	17,592.2	27,043.1	12,396.0	26,788.1	27,691.5	26,505.0	28,810.0	259,877.3
Receipts from Non-Alberta Facilities	0.0	0.0	0.0	0.0	0.0	0.0	0.0	0.0	0.0	0.0	0.0	0.0	0.0
Dispositions													
Disposition Battery	42.3	41.3	50.1	29.3	24.8	16.6	46.1	29.3	46.4	35.1	35.5	23.5	420.3
Gas Gathering System	24,198.7	19,544.9	19,231.4	9,612.2	16,768.3	18,738.5	25,773.9	11,505.4	25,319.8	26,097.3	24,901.3	27,198.1	248,889.8
Gas Plant	0.0	0.0	0.0	0.0	0.0	0.0	0.0	0.0	0.0	0.0	0.0	0.0	0.0
Injection Facility	0.0	0.0	0.0	0.0	0.0	0.0	0.0	0.0	0.0	0.0	0.0	0.0	0.0
Meter Station	0.0	0.0	0.0	0.0	0.0	0.0	0.0	0.0	0.0	0.0	0.0	0.0	0.0
Other	0.0	0.0	0.0	0.0	0.0	0.0	0.0	0.0	0.0	0.0	0.0	0.0	0.0
Alberta Commercial	0.0	0.0	0.0	0.0	0.0	0.0	0.0	0.0	0.0	0.0	0.0	0.0	0.0
Alberta Industrial	0.0	0.0	0.0	0.0	0.0	0.0	0.0	0.0	0.0	0.0	0.0	0.0	0.0
Alberta Residential	0.0	0.0	0.0	0.0	0.0	0.0	0.0	0.0	0.0	0.0	0.0	0.0	0.0
Alberta Elec.Generation	0.0	0.0	0.0	0.0	0.0	0.0	0.0	0.0	0.0	0.0	0.0	0.0	0.0
Shrinkage Acid Gas	0.0	0.0	0.0	0.0	0.0	0.0	0.0	0.0	0.0	0.0	0.0	0.0	0.0
Other products	995.9	967.5	802.2	266.6	794.2	804.6	1,126.6	382.1	1,243.1	1,459.9	1,278.2	1,257.6	11,378.5
Fuel	618.6	544.7	528.7	298.0	461.1	561.5	670.3	395.0	611.2	636.8	723.0	769.4	6,818.3
Flared	30.4	37.2	40.9	54.0	47.8	49.7	40.4	28.7	51.2	35.2	28.5	38.6	482.6
Vented	0.0	0.0	0.0	0.0	0.0	0.0	0.0	0.0	0.0	0.0	0.0	0.0	0.0
Diff and Other	-259.1	-329.5	-157.9	-297.0	-1,936.2	-2,578.7	-614.2	55.5	-483.6	-572.8	-461.5	-477.2	-8,112.2
Process and Frac													
Pentanes Plus	4,818.8	4,681.5	3,881.7	1,290.1	3,842.8	3,893.3	5,451.3	1,848.7	6,015.0	7,063.9	6,184.8	6,084.9	55,056.8
Propane	0.0	0.0	0.0	0.0	0.0	0.0	0.0	0.0	0.0	0.0	0.0	0.0	0.0
Butanes	0.0	0.0	0.0	0.0	0.0	0.0	0.0	0.0	0.0	0.0	0.0	0.0	0.0
Ethane	0.0	0.0	0.0	0.0	0.0	0.0	0.0	0.0	0.0	0.0	0.0	0.0	0.0
NGL	0.0	0.0	0.0	0.0	0.0	0.0	0.0	0.0	0.0	0.0	0.0	0.0	0.0
Sulphur	0.0	0.0	0.0	0.0	0.0	0.0	0.0	0.0	0.0	0.0	0.0	0.0	0.0
Sulphur Closing Inv	0.0	0.0	0.0	0.0	0.0	0.0	0.0	0.0	0.0	0.0	0.0	0.0	0.0

VPR6200

Facility ID ABGS0123006

Facility Name South Rosevear 3-10-54-15W5

Facility Licence # 29048

Facility Operator A5YK VELVET

Production Month	201701	201702	201703	201704	201705	201706	201707	201708	201709	201710	201711	201712	Totals
Receipts													
Receipts from Alberta Facilities	496.6	493.3	498.2	515.0	491.2	531.0	540.8	474.4	523.3	478.6	262.4	414.4	5,719.2
Receipts from Non-Alberta Facilities	0.0	0.0	0.0	0.0	0.0	0.0	0.0	0.0	0.0	0.0	0.0	0.0	0.0
Dispositions													
Disposition													
Battery	0.0	0.0	0.0	0.0	0.0	0.0	0.0	0.0	0.0	0.0	0.0	0.0	0.0
Gas Gathering System	363.5	392.1	366.9	392.4	378.8	400.1	409.9	367.9	413.5	457.9	239.3	394.2	4,576.5
Gas Plant	0.0	0.0	0.0	0.0	0.0	0.0	0.0	0.0	0.0	0.0	0.0	0.0	0.0
Injection Facility	0.0	0.0	0.0	0.0	0.0	0.0	0.0	0.0	0.0	0.0	0.0	0.0	0.0
Meter Station	0.0	0.0	0.0	0.0	0.0	0.0	0.0	0.0	0.0	0.0	0.0	0.0	0.0
Other	0.0	0.0	0.0	0.0	0.0	0.0	0.0	0.0	0.0	0.0	0.0	0.0	0.0
Alberta Commercial	0.0	0.0	0.0	0.0	0.0	0.0	0.0	0.0	0.0	0.0	0.0	0.0	0.0
Alberta Industrial	0.0	0.0	0.0	0.0	0.0	0.0	0.0	0.0	0.0	0.0	0.0	0.0	0.0
Alberta Residential	0.0	0.0	0.0	0.0	0.0	0.0	0.0	0.0	0.0	0.0	0.0	0.0	0.0
Alberta Elec.Generation	0.0	0.0	0.0	0.0	0.0	0.0	0.0	0.0	0.0	0.0	0.0	0.0	0.0
Shrinkage													
Acid Gas	0.0	0.0	0.0	0.0	0.0	0.0	0.0	0.0	0.0	0.0	0.0	0.0	0.0
Other products	0.0	2.7	0.6	0.0	2.1	0.9	4.2	0.0	0.0	1.3	5.3	0.0	17.1
Fuel	129.3	106.1	131.3	104.4	112.3	130.9	130.9	106.5	109.8	20.7	23.1	20.2	1,125.5
Flared	0.0	0.0	0.0	0.0	0.0	0.0	0.0	0.0	0.0	0.0	0.0	0.0	0.0
Vented	0.0	0.0	0.0	0.0	0.0	0.0	0.0	0.0	0.0	0.0	0.0	0.0	0.0
Diff and Other	3.8	-7.6	-0.6	18.2	-2.0	-0.9	-4.2	0.0	0.0	-1.3	-5.3	0.0	0.1
Process and Frac													
Pentanes Plus	0.0	12.9	3.0	0.0	10.0	4.3	20.5	0.0	0.0	6.4	25.5	0.0	82.6
Propane	0.0	0.0	0.0	0.0	0.0	0.0	0.0	0.0	0.0	0.0	0.0	0.0	0.0
Butanes	0.0	0.0	0.0	0.0	0.0	0.0	0.0	0.0	0.0	0.0	0.0	0.0	0.0
Ethane	0.0	0.0	0.0	0.0	0.0	0.0	0.0	0.0	0.0	0.0	0.0	0.0	0.0
NGL	0.0	0.0	0.0	0.0	0.0	0.0	0.0	0.0	0.0	0.0	0.0	0.0	0.0
Sulphur	0.0	0.0	0.0	0.0	0.0	0.0	0.0	0.0	0.0	0.0	0.0	0.0	0.0
Sulphur Closing Inv	0.0	0.0	0.0	0.0	0.0	0.0	0.0	0.0	0.0	0.0	0.0	0.0	0.0

Unit of Measurement: Gas and Gas equivalent products: 1000m3, Liquids: m3, Sulphur: MTS

VPR6200

Facility ID ABGS0123027

Facility Name TORC ROSEVEAR 06-18-054-15W5 GS

Facility Licence # 26261

Facility Operator A5RJ TORC

Production Month	201701	201702	201703	201704	201705	201706	201707	201708	201709	201710	201711	201712	Totals
Receipts													
Receipts from Alberta Facilities	980.5	808.4	825.4	896.7	807.9	884.1	1,059.3	840.5	927.7	835.2	986.4	866.2	10,718.3
Receipts from Non-Alberta Facilities	0.0	0.0	0.0	0.0	0.0	0.0	0.0	0.0	0.0	0.0	0.0	0.0	0.0
Dispositions													
Disposition Battery	0.0	0.0	0.0	0.0	0.0	0.0	0.0	0.0	0.0	0.0	0.0	0.0	0.0
Gas Gathering System	954.4	801.9	828.3	871.4	790.6	875.0	1,032.3	807.8	880.1	796.2	975.3	842.3	10,455.6
Gas Plant	0.0	0.0	0.0	0.0	0.0	0.0	0.0	0.0	0.0	0.0	0.0	0.0	0.0
Injection Facility	0.0	0.0	0.0	0.0	0.0	0.0	0.0	0.0	0.0	0.0	0.0	0.0	0.0
Meter Station	0.0	0.0	0.0	0.0	0.0	0.0	0.0	0.0	0.0	0.0	0.0	0.0	0.0
Other	0.0	0.0	0.0	0.0	0.0	0.0	0.0	0.0	0.0	0.0	0.0	0.0	0.0
Alberta Commercial	0.0	0.0	0.0	0.0	0.0	0.0	0.0	0.0	0.0	0.0	0.0	0.0	0.0
Alberta Industrial	0.0	0.0	0.0	0.0	0.0	0.0	0.0	0.0	0.0	0.0	0.0	0.0	0.0
Alberta Residential	0.0	0.0	0.0	0.0	0.0	0.0	0.0	0.0	0.0	0.0	0.0	0.0	0.0
Alberta Elec.Generation	0.0	0.0	0.0	0.0	0.0	0.0	0.0	0.0	0.0	0.0	0.0	0.0	0.0
Shrinkage Acid Gas	0.0	0.0	0.0	0.0	0.0	0.0	0.0	0.0	0.0	0.0	0.0	0.0	0.0
Other products	0.0	0.0	6.7	0.0	0.0	0.0	4.4	0.0	0.0	0.0	5.3	0.0	16.4
Fuel	71.0	61.2	67.9	62.0	61.0	68.7	76.9	64.1	65.4	58.4	64.1	36.9	757.6
Flared	0.0	0.0	0.0	0.0	0.0	0.0	0.0	0.0	0.0	0.0	0.0	0.0	0.0
Vented	0.0	0.0	0.0	0.0	0.0	0.0	0.0	0.0	0.0	0.0	0.0	0.0	0.0
Diff and Other	-44.9	-54.7	-77.5	-36.7	-43.7	-59.6	-54.3	-31.4	-17.8	-19.4	-58.3	-13.0	-511.3
Process and Frac													
Pentanes Plus	0.0	0.0	32.3	0.0	0.0	0.0	21.2	0.0	0.0	0.0	25.7	0.0	79.2
Propane	0.0	0.0	0.0	0.0	0.0	0.0	0.0	0.0	0.0	0.0	0.0	0.0	0.0
Butanes	0.0	0.0	0.0	0.0	0.0	0.0	0.0	0.0	0.0	0.0	0.0	0.0	0.0
Ethane	0.0	0.0	0.0	0.0	0.0	0.0	0.0	0.0	0.0	0.0	0.0	0.0	0.0
NGL	0.0	0.0	0.0	0.0	0.0	0.0	0.0	0.0	0.0	0.0	0.0	0.0	0.0
Sulphur	0.0	0.0	0.0	0.0	0.0	0.0	0.0	0.0	0.0	0.0	0.0	0.0	0.0
Sulphur Closing Inv	0.0	0.0	0.0	0.0	0.0	0.0	0.0	0.0	0.0	0.0	0.0	0.0	0.0

Unit of Measurement: Gas and Gas equivalent products: 1000m3, Liquids: m3, Sulphur: MTS

VPR6200

Facility ID ABGS0123167

Facility Name AOC KAYBOB - SIMONETTE 12" GGS

Facility Licence # 44338

Facility Operator A28L ATH

Production Month	201701	201702	201703	201704	201705	201706	201707	201708	201709	201710	201711	201712	Totals
Receipts													
Receipts from Alberta Facilities	46,843.9	42,849.6	45,754.6	44,880.1	50,323.5	45,851.5	58,859.1	53,296.4	52,609.0	57,780.6	47,317.2	47,579.6	593,945.1
Receipts from Non-Alberta Facilities	0.0	0.0	0.0	0.0	0.0	0.0	0.0	0.0	0.0	0.0	0.0	0.0	0.0
Dispositions													
Disposition Battery	0.0	0.0	0.0	0.0	0.0	0.0	0.0	0.0	0.0	0.0	0.0	0.0	0.0
Gas Gathering System	42,369.0	39,165.3	41,174.7	39,310.2	44,256.3	39,848.7	49,710.7	45,479.3	46,236.5	51,254.2	42,014.9	43,211.8	524,031.6
Gas Plant	0.0	0.0	0.0	0.0	0.0	0.0	0.0	0.0	0.0	0.0	0.0	0.0	0.0
Injection Facility	0.0	0.0	0.0	0.0	0.0	0.0	0.0	0.0	0.0	0.0	0.0	0.0	0.0
Meter Station	0.0	0.0	0.0	0.0	0.0	0.0	0.0	0.0	0.0	0.0	0.0	0.0	0.0
Other	0.0	0.0	0.0	0.0	0.0	0.0	0.0	0.0	0.0	0.0	0.0	0.0	0.0
Alberta Commercial	0.0	0.0	0.0	0.0	0.0	0.0	0.0	0.0	0.0	0.0	0.0	0.0	0.0
Alberta Industrial	0.0	0.0	0.0	0.0	0.0	0.0	0.0	0.0	0.0	0.0	0.0	0.0	0.0
Alberta Residential	0.0	0.0	0.0	0.0	0.0	0.0	0.0	0.0	0.0	0.0	0.0	0.0	0.0
Alberta Elec.Generation	0.0	0.0	0.0	0.0	0.0	0.0	0.0	0.0	0.0	0.0	0.0	0.0	0.0
Shrinkage Acid Gas	0.0	0.0	0.0	0.0	0.0	0.0	0.0	0.0	0.0	0.0	0.0	0.0	0.0
Other products	8,003.9	7,211.1	8,408.3	8,761.8	8,915.3	9,426.9	11,361.9	10,345.0	9,127.6	9,445.3	8,132.0	7,497.8	106,636.9
Fuel	1,478.7	1,314.0	1,156.0	1,093.9	1,207.9	960.0	1,444.8	1,242.2	0.0	0.0	1,111.2	1,256.7	12,265.4
Flared	0.0	17.0	0.0	0.0	0.0	0.0	0.0	0.0	0.0	0.0	0.0	0.0	17.0
Vented	0.0	0.0	0.0	0.0	0.0	0.0	0.0	0.0	0.0	0.0	0.0	0.0	0.0
Diff and Other	-5,007.7	-4,857.8	-4,984.4	-4,285.8	-4,056.0	-4,384.1	-3,658.3	-3,770.1	-2,755.1	-2,918.9	-3,940.9	-4,386.7	-49,005.8
Process and Frac													
Pentanes Plus	38,728.1	34,891.8	40,684.5	42,395.3	43,137.8	45,613.2	54,976.1	50,055.5	44,165.3	45,702.3	39,347.9	36,279.3	515,977.1
Propane	0.0	0.0	0.0	0.0	0.0	0.0	0.0	0.0	0.0	0.0	0.0	0.0	0.0
Butanes	0.0	0.0	0.0	0.0	0.0	0.0	0.0	0.0	0.0	0.0	0.0	0.0	0.0
Ethane	0.0	0.0	0.0	0.0	0.0	0.0	0.0	0.0	0.0	0.0	0.0	0.0	0.0
NGL	0.0	0.0	0.0	0.0	0.0	0.0	0.0	0.0	0.0	0.0	0.0	0.0	0.0
Sulphur	0.0	0.0	0.0	0.0	0.0	0.0	0.0	0.0	0.0	0.0	0.0	0.0	0.0
Sulphur Closing Inv	0.0	0.0	0.0	0.0	0.0	0.0	0.0	0.0	0.0	0.0	0.0	0.0	0.0

Unit of Measurement: Gas and Gas equivalent products: 1000m3, Liquids: m3, Sulphur: MTS

VPR6200
Facility ID ABGS0123359

Facility Name 00/06-29-047-11W5 Brazeau GS

Facility Licence # 26035

Facility Operator A6GD SINOPEC

Production Month	201701	201702	201703	201704	201705	201706	201707	201708	201709	201710	201711	201712	Totals
Receipts													
Receipts from Alberta Facilities	4,460.5	3,922.5	4,357.1	4,282.5	4,354.2	4,202.2	4,332.4	2,933.9	3,841.9	3,966.8	3,830.0	3,721.0	48,205.0
Receipts from Non-Alberta Facilities	0.0	0.0	0.0	0.0	0.0	0.0	0.0	0.0	0.0	0.0	0.0	0.0	0.0
Dispositions													
Disposition													
Battery	45.3	36.4	40.1	43.1	41.0	42.2	47.2	30.8	41.2	40.3	33.8	37.7	479.1
Gas Gathering System	4,127.1	3,623.8	4,072.0	3,910.7	4,012.1	3,842.1	3,989.4	2,653.3	3,553.5	3,656.4	3,496.9	3,366.1	44,303.4
Gas Plant	0.0	0.0	0.0	0.0	0.0	0.0	0.0	0.0	0.0	0.0	0.0	0.0	0.0
Injection Facility	0.0	0.0	0.0	0.0	0.0	0.0	0.0	0.0	0.0	0.0	0.0	0.0	0.0
Meter Station	0.0	0.0	0.0	0.0	0.0	0.0	0.0	0.0	0.0	0.0	0.0	0.0	0.0
Other	0.0	0.0	0.0	0.0	0.0	0.0	0.0	0.0	0.0	0.0	0.0	0.0	0.0
Alberta Commercial	0.0	0.0	0.0	0.0	0.0	0.0	0.0	0.0	0.0	0.0	0.0	0.0	0.0
Alberta Industrial	0.0	0.0	0.0	0.0	0.0	0.0	0.0	0.0	0.0	0.0	0.0	0.0	0.0
Alberta Residential	0.0	0.0	0.0	0.0	0.0	0.0	0.0	0.0	0.0	0.0	0.0	0.0	0.0
Alberta Elec.Generation	0.0	0.0	0.0	0.0	0.0	0.0	0.0	0.0	0.0	0.0	0.0	0.0	0.0
Shrinkage													
Acid Gas	0.0	0.0	0.0	0.0	0.0	0.0	0.0	0.0	0.0	0.0	0.0	0.0	0.0
Other products	195.4	150.5	151.3	140.5	147.2	133.9	129.2	100.2	127.0	116.4	122.1	128.1	1,641.8
Fuel	190.0	170.6	192.7	189.7	191.8	185.1	191.5	127.4	172.1	184.8	184.8	191.8	2,172.3
Flared	0.0	0.0	0.0	0.0	0.0	0.0	0.0	0.0	0.0	0.0	0.0	0.0	0.0
Vented	0.0	0.0	0.0	0.0	0.0	0.0	0.0	0.0	0.0	0.0	0.0	0.0	0.0
Diff and Other	-97.3	-58.8	-99.0	-1.5	-37.9	-1.1	-24.9	22.2	-51.9	-31.1	-7.6	-2.7	-391.6
Process and Frac													
Pentanes Plus	945.4	728.4	732.1	679.6	712.4	647.8	625.0	484.8	614.6	563.4	590.6	619.9	7,944.0
Propane	0.0	0.0	0.0	0.0	0.0	0.0	0.0	0.0	0.0	0.0	0.0	0.0	0.0
Butanes	0.0	0.0	0.0	0.0	0.0	0.0	0.0	0.0	0.0	0.0	0.0	0.0	0.0
Ethane	0.0	0.0	0.0	0.0	0.0	0.0	0.0	0.0	0.0	0.0	0.0	0.0	0.0
NGL	0.0	0.0	0.0	0.0	0.0	0.0	0.0	0.0	0.0	0.0	0.0	0.0	0.0
Sulphur	0.0	0.0	0.0	0.0	0.0	0.0	0.0	0.0	0.0	0.0	0.0	0.0	0.0
Sulphur Closing Inv	0.0	0.0	0.0	0.0	0.0	0.0	0.0	0.0	0.0	0.0	0.0	0.0	0.0

Unit of Measurement: Gas and Gas equivalent products: 1000m3, Liquids: m3, Sulphur: MTS

VPR6200

Facility ID ABGS0123421

Facility Name GAS GATHERING SYSTEM 9-11-41-10

Facility Licence # 8864

Facility Operator A2TG TQN

Production Month	201701	201702	201703	201704	201705	201706	201707	201708	201709	201710	201711	201712	Totals
Receipts													
Receipts from Alberta Facilities	1,994.7	1,876.0	2,207.7	2,155.8	2,041.8	2,257.6	4,245.6	3,810.7	3,428.2	3,687.2	2,997.1	3,325.1	34,027.5
Receipts from Non-Alberta Facilities	0.0	0.0	0.0	0.0	0.0	0.0	0.0	0.0	0.0	0.0	0.0	0.0	0.0
Dispositions													
Disposition													
Battery	0.0	0.0	0.0	0.0	0.0	0.0	0.0	0.0	0.0	0.0	0.0	0.0	0.0
Gas Gathering System	1,937.6	1,767.0	2,011.9	1,898.1	1,821.7	2,218.4	3,908.5	3,705.0	3,171.4	3,598.2	2,904.5	3,126.4	32,068.7
Gas Plant	0.0	0.0	0.0	0.0	0.0	0.0	0.0	0.0	0.0	0.0	0.0	0.0	0.0
Injection Facility	0.0	0.0	0.0	0.0	0.0	0.0	0.0	0.0	0.0	0.0	0.0	0.0	0.0
Meter Station	0.0	0.0	0.0	0.0	0.0	0.0	0.0	0.0	0.0	0.0	0.0	0.0	0.0
Other	0.0	0.0	0.0	0.0	0.0	0.0	0.0	0.0	0.0	0.0	0.0	0.0	0.0
Alberta Commercial	0.0	0.0	0.0	0.0	0.0	0.0	0.0	0.0	0.0	0.0	0.0	0.0	0.0
Alberta Industrial	0.0	0.0	0.0	0.0	0.0	0.0	0.0	0.0	0.0	0.0	0.0	0.0	0.0
Alberta Residential	0.0	0.0	0.0	0.0	0.0	0.0	0.0	0.0	0.0	0.0	0.0	0.0	0.0
Alberta Elec.Generation	0.0	0.0	0.0	0.0	0.0	0.0	0.0	0.0	0.0	0.0	0.0	0.0	0.0
Shrinkage													
Acid Gas	0.0	0.0	0.0	0.0	0.0	0.0	0.0	0.0	0.0	0.0	0.0	0.0	0.0
Other products	0.0	1.6	3.9	0.9	0.6	2.0	0.0	0.2	8.6	3.2	0.0	0.1	21.1
Fuel	125.0	117.3	208.0	233.9	197.8	149.2	222.1	166.3	156.5	158.9	95.5	205.6	2,036.1
Flared	0.6	0.0	0.1	3.6	0.1	0.9	0.0	0.0	0.7	0.8	1.8	0.8	9.4
Vented	0.0	0.0	0.0	0.0	0.0	0.0	0.0	0.0	0.0	0.0	0.0	0.0	0.0
Diff and Other	-68.5	-9.9	-16.2	19.3	21.6	-112.9	115.0	-60.8	91.0	-73.9	-4.7	-7.8	-107.8
Process and Frac													
Pentanes Plus	0.0	7.7	18.8	4.5	3.1	9.6	0.0	1.0	41.7	15.5	0.0	0.7	102.6
Propane	0.0	0.0	0.0	0.0	0.0	0.0	0.0	0.0	0.0	0.0	0.0	0.0	0.0
Butanes	0.0	0.0	0.0	0.0	0.0	0.0	0.0	0.0	0.0	0.0	0.0	0.0	0.0
Ethane	0.0	0.0	0.0	0.0	0.0	0.0	0.0	0.0	0.0	0.0	0.0	0.0	0.0
NGL	0.0	0.0	0.0	0.0	0.0	0.0	0.0	0.0	0.0	0.0	0.0	0.0	0.0
Sulphur	0.0	0.0	0.0	0.0	0.0	0.0	0.0	0.0	0.0	0.0	0.0	0.0	0.0
Sulphur Closing Inv	0.0	0.0	0.0	0.0	0.0	0.0	0.0	0.0	0.0	0.0	0.0	0.0	0.0

Unit of Measurement: Gas and Gas equivalent products: 1000m3, Liquids: m3, Sulphur: MTS

VPR6200

Facility ID ABGS0123612

Facility Name BXE 9-3-44-10W5 FERRIER GS

Facility Licence # 44364

Facility Operator A5E0 BELLATRIX

Production Month		201701	201702	201703	201704	201705	201706	201707	201708	201709	201710	201711	201712	Totals
Receipts														
Receipts from Alberta Facilities		44,271.0	40,468.6	45,137.7	44,979.1	44,865.7	40,626.2	42,966.2	50,456.8	39,413.7	42,747.3	38,826.4	39,807.2	514,565.9
Receipts from Non-Alberta Facilities		0.0	0.0	0.0	0.0	0.0	0.0	0.0	0.0	0.0	0.0	0.0	0.0	0.0
Dispositions														
Disposition	Battery	0.0	0.0	0.0	0.0	0.0	0.0	0.0	0.0	0.0	0.0	0.0	0.0	0.0
	Gas Gathering System	43,303.4	38,787.7	43,659.6	44,030.9	44,239.0	40,373.4	41,503.3	48,075.4	37,490.3	40,052.2	36,294.8	36,933.4	494,743.4
	Gas Plant	0.0	0.0	0.0	0.0	0.0	0.0	0.0	0.0	0.0	0.0	0.0	0.0	0.0
	Injection Facility	0.0	0.0	0.0	0.0	0.0	0.0	0.0	0.0	0.0	0.0	0.0	0.0	0.0
	Meter Station	0.0	0.0	0.0	0.0	0.0	0.0	0.0	0.0	0.0	0.0	0.0	0.0	0.0
	Other	0.0	0.0	0.0	0.0	0.0	0.0	0.0	0.0	0.0	0.0	0.0	0.0	0.0
	Alberta Commercial	0.0	0.0	0.0	0.0	0.0	0.0	0.0	0.0	0.0	0.0	0.0	0.0	0.0
	Alberta Industrial	0.0	0.0	0.0	0.0	0.0	0.0	0.0	0.0	0.0	0.0	0.0	0.0	0.0
	Alberta Residential	0.0	0.0	0.0	0.0	0.0	0.0	0.0	0.0	0.0	0.0	0.0	0.0	0.0
	Alberta Elec.Generation	0.0	0.0	0.0	0.0	0.0	0.0	0.0	0.0	0.0	0.0	0.0	0.0	0.0
Shrinkage	Acid Gas	0.0	0.0	0.0	0.0	0.0	0.0	0.0	0.0	0.0	0.0	0.0	0.0	0.0
	Other products	14.0	32.5	30.6	51.5	28.3	34.1	35.6	69.1	57.6	44.3	21.3	47.2	466.1
Fuel		1,526.7	1,336.9	1,525.0	1,483.7	1,576.7	1,505.5	1,652.5	1,787.6	1,355.8	1,515.3	1,581.4	1,650.5	18,497.6
	Flared	2.2	0.6	1.6	1.4	4.8	1.0	1.5	1.8	3.5	2.5	5.3	5.3	31.5
	Vented	18.6	0.0	0.0	15.2	15.3	2.3	0.0	0.0	0.0	0.0	0.0	14.3	65.7
	Diff and Other	-593.9	310.9	-79.1	-603.6	-998.4	-1,290.1	-226.7	522.9	506.5	1,133.0	923.6	1,156.5	761.6
Process and Frac														
	Pentanes Plus	67.6	157.1	148.1	249.4	136.9	165.0	172.2	334.2	278.8	214.2	103.0	228.3	2,254.8
	Propane	0.0	0.0	0.0	0.0	0.0	0.0	0.0	0.0	0.0	0.0	0.0	0.0	0.0
	Butanes	0.0	0.0	0.0	0.0	0.0	0.0	0.0	0.0	0.0	0.0	0.0	0.0	0.0
	Ethane	0.0	0.0	0.0	0.0	0.0	0.0	0.0	0.0	0.0	0.0	0.0	0.0	0.0
	NGL	0.0	0.0	0.0	0.0	0.0	0.0	0.0	0.0	0.0	0.0	0.0	0.0	0.0
	Sulphur	0.0	0.0	0.0	0.0	0.0	0.0	0.0	0.0	0.0	0.0	0.0	0.0	0.0
	Sulphur Closing Inv	0.0	0.0	0.0	0.0	0.0	0.0	0.0	0.0	0.0	0.0	0.0	0.0	0.0

VPR6200

Facility ID ABGS0123668

Facility Name CRESTAR NORTH GILBY GS

Facility Licence # 22606

Facility Operator A5D4 CVE

Production Month	201701	201702	201703	201704	201705	201706	201707	201708	201709	201710	201711	201712	Totals	
Receipts														
Receipts from Alberta Facilities	424.0	266.9	413.6	376.9	204.4	348.3	356.0	341.9	314.5	333.2	253.7	323.9	3,957.3	
Receipts from Non-Alberta Facilities	0.0	0.0	0.0	0.0	0.0	0.0	0.0	0.0	0.0	0.0	0.0	0.0	0.0	
Dispositions														
Disposition	Battery	24.1	4.6	0.1	0.0	0.0	16.1	31.5	26.9	16.0	46.2	43.7	49.9	259.1
	Gas Gathering System	295.0	198.1	311.3	278.1	146.0	241.6	300.0	286.6	265.8	250.2	175.8	243.0	2,991.5
	Gas Plant	0.0	0.0	0.0	0.0	0.0	0.0	0.0	0.0	0.0	0.0	0.0	0.0	0.0
	Injection Facility	0.0	0.0	0.0	0.0	0.0	0.0	0.0	0.0	0.0	0.0	0.0	0.0	0.0
	Meter Station	0.0	0.0	0.0	0.0	0.0	0.0	0.0	0.0	0.0	0.0	0.0	0.0	0.0
	Other	0.0	0.0	0.0	0.0	0.0	0.0	0.0	0.0	0.0	0.0	0.0	0.0	0.0
	Alberta Commercial	0.0	0.0	0.0	0.0	0.0	0.0	0.0	0.0	0.0	0.0	0.0	0.0	0.0
	Alberta Industrial	0.0	0.0	0.0	0.0	0.0	0.0	0.0	0.0	0.0	0.0	0.0	0.0	0.0
	Alberta Residential	0.0	0.0	0.0	0.0	0.0	0.0	0.0	0.0	0.0	0.0	0.0	0.0	0.0
	Alberta Elec.Generation	0.0	0.0	0.0	0.0	0.0	0.0	0.0	0.0	0.0	0.0	0.0	0.0	0.0
Shrinkage	Acid Gas	0.0	0.0	0.0	0.0	0.0	0.0	0.0	0.0	0.0	0.0	0.0	0.0	0.0
	Other products	1.1	0.8	2.1	5.2	2.0	2.4	3.1	3.0	3.1	0.0	4.2	2.8	29.8
Fuel		40.8	21.4	32.5	30.4	19.2	26.9	24.1	21.6	26.7	32.0	32.0	30.8	338.4
Flared		0.0	0.0	0.0	0.0	0.0	0.0	0.0	0.0	0.0	0.0	0.0	0.0	0.0
Vented		0.3	0.5	0.2	0.1	0.1	0.1	0.1	0.1	0.1	0.0	0.0	0.1	1.7
Diff and Other		62.7	41.5	67.4	63.1	37.1	61.2	-2.8	3.7	2.8	4.8	-2.0	-2.7	336.8
Process and Frac														
Pentanes Plus		5.1	4.0	10.4	25.0	9.9	11.6	14.9	14.3	15.2	0.0	20.1	13.7	144.2
Propane		0.0	0.0	0.0	0.0	0.0	0.0	0.0	0.0	0.0	0.0	0.0	0.0	0.0
Butanes		0.0	0.0	0.0	0.0	0.0	0.0	0.0	0.0	0.0	0.0	0.0	0.0	0.0
Ethane		0.0	0.0	0.0	0.0	0.0	0.0	0.0	0.0	0.0	0.0	0.0	0.0	0.0
NGL		0.0	0.0	0.0	0.0	0.0	0.0	0.0	0.0	0.0	0.0	0.0	0.0	0.0
Sulphur		0.0	0.0	0.0	0.0	0.0	0.0	0.0	0.0	0.0	0.0	0.0	0.0	0.0
Sulphur Closing Inv		0.0	0.0	0.0	0.0	0.0	0.0	0.0	0.0	0.0	0.0	0.0	0.0	0.0

Unit of Measurement: Gas and Gas equivalent products: 1000m3, Liquids: m3, Sulphur: MTS

VPR6200

Facility ID ABGS0123723

Facility Name KAYBOB 12-06 GGS

Facility Licence # 26579

Facility Operator OR46 HUSKY

Production Month	201701	201702	201703	201704	201705	201706	201707	201708	201709	201710	201711	201712	Totals
Receipts													
Receipts from Alberta Facilities	1,258.2	1,050.7	1,311.8	1,124.7	1,211.0	1,177.9	1,158.0	1,076.3	607.0	1,216.6	1,081.2	1,018.7	13,292.1
Receipts from Non-Alberta Facilities	0.0	0.0	0.0	0.0	0.0	0.0	0.0	0.0	0.0	0.0	0.0	0.0	0.0
Dispositions													
Disposition													
Battery	0.0	0.0	0.0	0.0	0.0	0.0	0.0	0.0	0.0	0.0	0.0	0.0	0.0
Gas Gathering System	1,263.0	1,050.7	1,311.8	1,124.6	1,211.0	1,177.9	1,158.8	1,076.3	607.0	1,216.6	1,081.2	1,018.7	13,297.6
Gas Plant	0.0	0.0	0.0	0.0	0.0	0.0	0.0	0.0	0.0	0.0	0.0	0.0	0.0
Injection Facility	0.0	0.0	0.0	0.0	0.0	0.0	0.0	0.0	0.0	0.0	0.0	0.0	0.0
Meter Station	0.0	0.0	0.0	0.0	0.0	0.0	0.0	0.0	0.0	0.0	0.0	0.0	0.0
Other	0.0	0.0	0.0	0.0	0.0	0.0	0.0	0.0	0.0	0.0	0.0	0.0	0.0
Alberta Commercial	0.0	0.0	0.0	0.0	0.0	0.0	0.0	0.0	0.0	0.0	0.0	0.0	0.0
Alberta Industrial	0.0	0.0	0.0	0.0	0.0	0.0	0.0	0.0	0.0	0.0	0.0	0.0	0.0
Alberta Residential	0.0	0.0	0.0	0.0	0.0	0.0	0.0	0.0	0.0	0.0	0.0	0.0	0.0
Alberta Elec.Generation	0.0	0.0	0.0	0.0	0.0	0.0	0.0	0.0	0.0	0.0	0.0	0.0	0.0
Shrinkage													
Acid Gas	0.0	0.0	0.0	0.0	0.0	0.0	0.0	0.0	0.0	0.0	0.0	0.0	0.0
Other products	1.2	1.2	0.0	0.0	0.0	0.0	0.0	0.0	0.0	0.0	0.0	0.0	2.4
Fuel	38.4	39.0	43.1	83.8	41.9	40.4	39.8	79.2	19.6	39.2	38.3	37.8	540.5
Flared	0.0	0.0	0.0	0.0	0.0	0.0	0.0	0.0	0.0	0.0	0.0	0.0	0.0
Vented	0.0	0.0	0.0	0.0	0.0	0.0	0.0	0.0	0.0	0.0	0.0	0.0	0.0
Diff and Other	-44.4	-40.2	-43.1	-83.7	-41.9	-40.4	-40.6	-79.2	-19.6	-39.2	-38.3	-37.8	-548.4
Process and Frac													
Pentanes Plus	5.9	5.9	0.0	0.0	0.0	0.0	0.0	0.0	0.0	0.0	0.0	0.0	11.8
Propane	0.0	0.0	0.0	0.0	0.0	0.0	0.0	0.0	0.0	0.0	0.0	0.0	0.0
Butanes	0.0	0.0	0.0	0.0	0.0	0.0	0.0	0.0	0.0	0.0	0.0	0.0	0.0
Ethane	0.0	0.0	0.0	0.0	0.0	0.0	0.0	0.0	0.0	0.0	0.0	0.0	0.0
NGL	0.0	0.0	0.0	0.0	0.0	0.0	0.0	0.0	0.0	0.0	0.0	0.0	0.0
Sulphur	0.0	0.0	0.0	0.0	0.0	0.0	0.0	0.0	0.0	0.0	0.0	0.0	0.0
Sulphur Closing Inv	0.0	0.0	0.0	0.0	0.0	0.0	0.0	0.0	0.0	0.0	0.0	0.0	0.0

Unit of Measurement: Gas and Gas equivalent products: 1000m3, Liquids: m3, Sulphur: MTS

VPR6200

Facility ID ABGS0123844

Facility Licence # 9053

Facility Name Mosaic #2 4-8-42-3W5 GGS

Facility Operator A2PH JOURNEY

Production Month	201701	201702	201703	201704	201705	201706	201707	201708	201709	201710	201711	201712	Totals
Receipts													
Receipts from Alberta Facilities	915.9	827.7	905.9	897.0	936.1	878.1	956.5	968.3	869.8	936.8	844.1	794.6	10,730.8
Receipts from Non-Alberta Facilities	0.0	0.0	0.0	0.0	0.0	0.0	0.0	0.0	0.0	0.0	0.0	0.0	0.0
Dispositions													
Disposition Battery	0.0	0.0	0.0	0.0	0.0	0.0	0.0	0.0	0.0	0.0	0.0	0.0	0.0
Gas Gathering System	792.5	705.3	768.3	791.0	787.9	728.6	801.9	799.2	731.9	759.6	694.9	646.5	9,007.6
Gas Plant	0.0	0.0	0.0	0.0	0.0	0.0	0.0	0.0	0.0	0.0	0.0	0.0	0.0
Injection Facility	0.0	0.0	0.0	0.0	0.0	0.0	0.0	0.0	0.0	0.0	0.0	0.0	0.0
Meter Station	0.0	0.0	0.0	0.0	0.0	0.0	0.0	0.0	0.0	0.0	0.0	0.0	0.0
Other	0.0	0.0	0.0	0.0	0.0	0.0	0.0	0.0	0.0	0.0	0.0	0.0	0.0
Alberta Commercial	0.0	0.0	0.0	0.0	0.0	0.0	0.0	0.0	0.0	0.0	0.0	0.0	0.0
Alberta Industrial	0.0	0.0	0.0	0.0	0.0	0.0	0.0	0.0	0.0	0.0	0.0	0.0	0.0
Alberta Residential	0.0	0.0	0.0	0.0	0.0	0.0	0.0	0.0	0.0	0.0	0.0	0.0	0.0
Alberta Elec.Generation	0.0	0.0	0.0	0.0	0.0	0.0	0.0	0.0	0.0	0.0	0.0	0.0	0.0
Shrinkage Acid Gas	0.0	0.0	0.0	0.0	0.0	0.0	0.0	0.0	0.0	0.0	0.0	0.0	0.0
Other products	0.0	6.6	4.3	0.0	4.4	6.7	0.0	0.0	5.0	4.9	0.0	5.3	37.2
Fuel	93.6	85.7	85.9	91.1	103.3	101.1	114.5	169.1	132.9	172.3	149.2	142.8	1,441.5
Flared	0.0	0.0	0.0	0.0	0.0	0.0	0.0	0.0	0.0	0.0	0.0	0.0	0.0
Vented	0.0	0.0	0.0	0.0	0.0	0.0	0.0	0.0	0.0	0.0	0.0	0.0	0.0
Diff and Other	29.8	30.1	47.4	14.9	40.5	41.7	40.1	0.0	0.0	0.0	0.0	0.0	244.5
Process and Frac													
Pentanes Plus	0.0	32.1	20.6	0.0	21.5	32.6	0.0	0.0	24.3	23.6	0.0	25.8	180.5
Propane	0.0	0.0	0.0	0.0	0.0	0.0	0.0	0.0	0.0	0.0	0.0	0.0	0.0
Butanes	0.0	0.0	0.0	0.0	0.0	0.0	0.0	0.0	0.0	0.0	0.0	0.0	0.0
Ethane	0.0	0.0	0.0	0.0	0.0	0.0	0.0	0.0	0.0	0.0	0.0	0.0	0.0
NGL	0.0	0.0	0.0	0.0	0.0	0.0	0.0	0.0	0.0	0.0	0.0	0.0	0.0
Sulphur	0.0	0.0	0.0	0.0	0.0	0.0	0.0	0.0	0.0	0.0	0.0	0.0	0.0
Sulphur Closing Inv	0.0	0.0	0.0	0.0	0.0	0.0	0.0	0.0	0.0	0.0	0.0	0.0	0.0

Unit of Measurement: Gas and Gas equivalent products: 1000m3, Liquids: m3, Sulphur: MTS

VPR6200
 Facility ID ABGS0123845
 Facility Licence # 9053

Facility Name Mosaic #2 4-19-42-3W5 GGS
 Facility Operator A2PH JOURNEY

Production Month	201701	201702	201703	201704	201705	201706	201707	201708	201709	201710	201711	201712	Totals
Receipts													
Receipts from Alberta Facilities	4,668.6	4,404.8	4,775.9	4,519.4	4,731.5	4,420.0	4,435.5	4,351.5	4,003.1	4,718.3	4,682.7	4,518.0	54,229.3
Receipts from Non-Alberta Facilities	0.0	0.0	0.0	0.0	0.0	0.0	0.0	0.0	0.0	0.0	0.0	0.0	0.0
Dispositions													
Disposition Battery	0.0	0.0	0.0	0.0	0.0	0.0	0.0	0.0	0.0	0.0	0.0	0.0	0.0
Gas Gathering System	4,514.4	4,280.0	4,674.1	4,448.8	4,606.7	4,288.2	4,360.2	4,273.0	3,967.7	4,548.8	4,491.7	4,343.3	52,796.9
Gas Plant	0.0	0.0	0.0	0.0	0.0	0.0	0.0	0.0	0.0	0.0	0.0	0.0	0.0
Injection Facility	0.0	0.0	0.0	0.0	0.0	0.0	0.0	0.0	0.0	0.0	0.0	0.0	0.0
Meter Station	0.0	0.0	0.0	0.0	0.0	0.0	0.0	0.0	0.0	0.0	0.0	0.0	0.0
Other	0.0	0.0	0.0	0.0	0.0	0.0	0.0	0.0	0.0	0.0	0.0	0.0	0.0
Alberta Commercial	0.0	0.0	0.0	0.0	0.0	0.0	0.0	0.0	0.0	0.0	0.0	0.0	0.0
Alberta Industrial	0.0	0.0	0.0	0.0	0.0	0.0	0.0	0.0	0.0	0.0	0.0	0.0	0.0
Alberta Residential	0.0	0.0	0.0	0.0	0.0	0.0	0.0	0.0	0.0	0.0	0.0	0.0	0.0
Alberta Elec.Generation	0.0	0.0	0.0	0.0	0.0	0.0	0.0	0.0	0.0	0.0	0.0	0.0	0.0
Shrinkage Acid Gas	0.0	0.0	0.0	0.0	0.0	0.0	0.0	0.0	0.0	0.0	0.0	0.0	0.0
Other products	10.1	9.1	8.6	10.6	6.7	14.9	9.5	10.2	11.8	5.6	13.4	6.8	117.3
Fuel	0.0	0.0	0.0	0.0	0.0	0.0	0.0	0.0	23.6	0.0	0.0	0.0	23.6
Flared	0.0	0.0	0.0	0.0	0.0	0.0	0.0	0.0	0.0	0.0	0.0	0.0	0.0
Vented	0.0	0.0	0.0	0.0	0.0	0.0	0.0	0.0	0.0	0.0	0.0	0.0	0.0
Diff and Other	144.1	115.7	93.2	60.0	118.1	116.9	65.8	68.3	0.0	163.9	177.6	167.9	1,291.5
Process and Frac													
Pentanes Plus	48.8	43.8	41.6	51.2	32.3	72.1	46.1	49.5	57.2	27.0	64.9	32.7	567.2
Propane	0.0	0.0	0.0	0.0	0.0	0.0	0.0	0.0	0.0	0.0	0.0	0.0	0.0
Butanes	0.0	0.0	0.0	0.0	0.0	0.0	0.0	0.0	0.0	0.0	0.0	0.0	0.0
Ethane	0.0	0.0	0.0	0.0	0.0	0.0	0.0	0.0	0.0	0.0	0.0	0.0	0.0
NGL	0.0	0.0	0.0	0.0	0.0	0.0	0.0	0.0	0.0	0.0	0.0	0.0	0.0
Sulphur	0.0	0.0	0.0	0.0	0.0	0.0	0.0	0.0	0.0	0.0	0.0	0.0	0.0
Sulphur Closing Inv	0.0	0.0	0.0	0.0	0.0	0.0	0.0	0.0	0.0	0.0	0.0	0.0	0.0

Unit of Measurement: Gas and Gas equivalent products: 1000m3, Liquids: m3, Sulphur: MTS

Monthly Gas Plant Receipts, Dispositions and Process

VPR6200

Facility ID ABGS0123942

Facility Name AOC SAXON INTERCONNECT GGS

Facility Licence # 45052

Facility Operator A28L ATH

Production Month		201701	201702	201703	201704	201705	201706	201707	201708	201709	201710	201711	201712	Totals
SHUTIN														
Receipts														
Receipts from Alberta Facilities		12,861.9	8,432.2	10,313.6	5,186.1	8,183.1	7,977.7	4,944.9	2,503.3	0.0	0.0	0.0	0.0	60,402.8
Receipts from Non-Alberta Facilities		0.0	0.0	0.0	0.0	0.0	0.0	0.0	0.0	0.0	0.0	0.0	0.0	0.0
Dispositions														
Disposition	Battery	683.4	486.9	382.8	246.0	441.0	629.8	569.4	190.6	0.0	0.0	0.0	0.0	3,629.9
	Gas Gathering System	11,086.6	7,081.5	8,613.2	2,289.2	3,975.2	4,141.5	3,833.9	2,119.4	0.0	0.0	0.0	0.0	43,140.5
	Gas Plant	0.0	0.0	0.0	0.0	0.0	0.0	0.0	0.0	0.0	0.0	0.0	0.0	0.0
	Injection Facility	0.0	0.0	0.0	0.0	0.0	0.0	0.0	0.0	0.0	0.0	0.0	0.0	0.0
	Meter Station	0.0	0.0	0.0	0.0	0.0	0.0	0.0	0.0	0.0	0.0	0.0	0.0	0.0
	Other	0.0	0.0	0.0	0.0	0.0	0.0	0.0	0.0	0.0	0.0	0.0	0.0	0.0
	Alberta Commercial	0.0	0.0	0.0	0.0	0.0	0.0	0.0	0.0	0.0	0.0	0.0	0.0	0.0
	Alberta Industrial	0.0	0.0	0.0	0.0	0.0	0.0	0.0	0.0	0.0	0.0	0.0	0.0	0.0
	Alberta Residential	0.0	0.0	0.0	0.0	0.0	0.0	0.0	0.0	0.0	0.0	0.0	0.0	0.0
	Alberta Elec.Generation	0.0	0.0	0.0	0.0	0.0	0.0	0.0	0.0	0.0	0.0	0.0	0.0	0.0
Shrinkage	Acid Gas	0.0	0.0	0.0	0.0	0.0	0.0	0.0	0.0	0.0	0.0	0.0	0.0	0.0
	Other products	1,623.8	1,125.0	1,714.6	3,226.4	4,988.2	4,436.8	253.8	173.5	0.0	0.0	0.0	0.0	17,542.1
Fuel		644.7	453.0	416.4	362.7	387.9	289.7	389.8	301.3	0.0	0.0	0.0	0.0	3,245.5
Flared		0.0	39.1	36.8	8.0	0.0	0.0	0.0	0.0	0.0	0.0	0.0	0.0	83.9
Vented		0.0	0.0	0.0	0.0	0.0	0.0	0.0	0.0	0.0	0.0	0.0	0.0	0.0
Diff and Other		-1,176.6	-753.3	-850.2	-946.2	-1,609.2	-1,520.1	-102.0	-281.5	0.0	0.0	0.0	0.0	-7,239.1
Process and Frac														
Pentanes Plus		7,857.0	5,443.4	8,296.1	15,611.6	24,136.3	21,468.0	1,228.1	839.7	0.0	0.0	0.0	0.0	84,880.2
Propane		0.0	0.0	0.0	0.0	0.0	0.0	0.0	0.0	0.0	0.0	0.0	0.0	0.0
Butanes		0.0	0.0	0.0	0.0	0.0	0.0	0.0	0.0	0.0	0.0	0.0	0.0	0.0
Ethane		0.0	0.0	0.0	0.0	0.0	0.0	0.0	0.0	0.0	0.0	0.0	0.0	0.0
NGL		0.0	0.0	0.0	0.0	0.0	0.0	0.0	0.0	0.0	0.0	0.0	0.0	0.0
Sulphur		0.0	0.0	0.0	0.0	0.0	0.0	0.0	0.0	0.0	0.0	0.0	0.0	0.0
Sulphur Closing Inv		0.0	0.0	0.0	0.0	0.0	0.0	0.0	0.0	0.0	0.0	0.0	0.0	0.0

Unit of Measurement: Gas and Gas equivalent products: 1000m3, Liquids: m3, Sulphur: MTS

Monthly Gas Plant Receipts, Dispositions and Process

VPR6200

Facility ID ABGS0123992

Facility Name CONOCO PECO P-GS

Facility Licence # 11496

Facility Operator A5D4 CVE

Production Month	201701	201702	201703	201704	201705	201706	201707	201708	201709	201710	201711	201712	Totals
Receipts													
Receipts from Alberta Facilities	5,416.1	4,707.5	5,115.1	5,038.0	5,349.3	5,112.4	5,129.1	5,143.3	5,228.9	5,388.0	5,038.2	4,670.4	61,336.3
Receipts from Non-Alberta Facilities	0.0	0.0	0.0	0.0	0.0	0.0	0.0	0.0	0.0	0.0	0.0	0.0	0.0
Dispositions													
Disposition													
Battery	0.0	0.0	0.0	0.0	0.0	0.0	0.0	0.0	0.0	0.0	0.0	0.0	0.0
Gas Gathering System	5,103.2	4,424.6	4,787.5	4,751.9	5,050.1	4,830.1	4,847.1	4,857.7	4,942.5	5,079.9	4,731.1	4,375.7	57,781.4
Gas Plant	0.0	0.0	0.0	0.0	0.0	0.0	0.0	0.0	0.0	0.0	0.0	0.0	0.0
Injection Facility	0.0	0.0	0.0	0.0	0.0	0.0	0.0	0.0	0.0	0.0	0.0	0.0	0.0
Meter Station	0.0	0.0	0.0	0.0	0.0	0.0	0.0	0.0	0.0	0.0	0.0	0.0	0.0
Other	0.0	0.0	0.0	0.0	0.0	0.0	0.0	0.0	0.0	0.0	0.0	0.0	0.0
Alberta Commercial	0.0	0.0	0.0	0.0	0.0	0.0	0.0	0.0	0.0	0.0	0.0	0.0	0.0
Alberta Industrial	0.0	0.0	0.0	0.0	0.0	0.0	0.0	0.0	0.0	0.0	0.0	0.0	0.0
Alberta Residential	0.0	0.0	0.0	0.0	0.0	0.0	0.0	0.0	0.0	0.0	0.0	0.0	0.0
Alberta Elec.Generation	0.0	0.0	0.0	0.0	0.0	0.0	0.0	0.0	0.0	0.0	0.0	0.0	0.0
Shrinkage													
Acid Gas	0.0	0.0	0.0	0.0	0.0	0.0	0.0	0.0	0.0	0.0	0.0	0.0	0.0
Other products	1.1	2.0	5.5	1.4	5.7	6.3	0.0	0.0	1.0	0.0	1.8	1.6	26.4
Fuel	311.5	279.2	322.0	284.6	292.0	275.7	281.5	285.3	285.4	306.6	303.1	291.6	3,518.5
Flared	0.0	0.0	0.0	0.0	0.0	0.0	0.0	0.0	0.0	0.0	0.0	0.0	0.0
Vented	0.3	1.7	0.1	0.1	1.5	0.3	0.5	0.3	0.0	1.5	2.2	1.5	10.0
Diff and Other	0.0	0.0	0.0	0.0	0.0	0.0	0.0	0.0	0.0	0.0	0.0	0.0	0.0
Process and Frac													
Pentanes Plus	5.2	9.8	26.4	6.6	27.5	30.4	0.0	0.0	5.0	0.0	8.8	7.7	127.4
Propane	0.0	0.0	0.0	0.0	0.0	0.0	0.0	0.0	0.0	0.0	0.0	0.0	0.0
Butanes	0.0	0.0	0.0	0.0	0.0	0.0	0.0	0.0	0.0	0.0	0.0	0.0	0.0
Ethane	0.0	0.0	0.0	0.0	0.0	0.0	0.0	0.0	0.0	0.0	0.0	0.0	0.0
NGL	0.0	0.0	0.0	0.0	0.0	0.0	0.0	0.0	0.0	0.0	0.0	0.0	0.0
Sulphur	0.0	0.0	0.0	0.0	0.0	0.0	0.0	0.0	0.0	0.0	0.0	0.0	0.0
Sulphur Closing Inv	0.0	0.0	0.0	0.0	0.0	0.0	0.0	0.0	0.0	0.0	0.0	0.0	0.0

Unit of Measurement: Gas and Gas equivalent products: 1000m3, Liquids: m3, Sulphur: MTS

VPR6200

Facility ID ABGS0124048

Facility Name 11-19-079-11W6 COMPRESSOR STATION

Facility Licence # 16467

Facility Operator A1KN SEMC

Production Month	201701	201702	201703	201704	201705	201706	201707	201708	201709	201710	201711	201712	Totals
Receipts													
Receipts from Alberta Facilities	13,844.8	12,767.3	13,257.3	11,089.4	7,784.1	9,203.4	12,179.2	8,807.7	10,784.1	11,521.6	10,976.9	11,239.0	133,454.8
Receipts from Non-Alberta Facilities	0.0	0.0	0.0	0.0	0.0	0.0	0.0	0.0	0.0	0.0	0.0	0.0	0.0
Dispositions													
Disposition													
Battery	0.0	0.0	0.0	0.0	0.0	0.0	0.0	0.0	0.0	0.0	0.0	0.0	0.0
Gas Gathering System	13,484.2	12,412.0	13,137.8	10,818.3	7,663.1	8,589.7	11,873.4	8,212.6	10,993.4	11,920.5	11,222.5	11,067.6	131,395.1
Gas Plant	0.0	0.0	0.0	0.0	0.0	0.0	0.0	0.0	0.0	0.0	0.0	0.0	0.0
Injection Facility	0.0	0.0	0.0	0.0	0.0	0.0	0.0	0.0	0.0	0.0	0.0	0.0	0.0
Meter Station	0.0	0.0	0.0	0.0	0.0	0.0	0.0	0.0	0.0	0.0	0.0	0.0	0.0
Other	0.0	0.0	0.0	0.0	0.0	0.0	0.0	0.0	0.0	0.0	0.0	0.0	0.0
Alberta Commercial	0.0	0.0	0.0	0.0	0.0	0.0	0.0	0.0	0.0	0.0	0.0	0.0	0.0
Alberta Industrial	0.0	0.0	0.0	0.0	0.0	0.0	0.0	0.0	0.0	0.0	0.0	0.0	0.0
Alberta Residential	0.0	0.0	0.0	0.0	0.0	0.0	0.0	0.0	0.0	0.0	0.0	0.0	0.0
Alberta Elec.Generation	0.0	0.0	0.0	0.0	0.0	0.0	0.0	0.0	0.0	0.0	0.0	0.0	0.0
Shrinkage													
Acid Gas	0.0	0.0	0.0	0.0	0.0	0.0	0.0	0.0	0.0	0.0	0.0	0.0	0.0
Other products	26.8	27.9	28.7	22.1	28.4	20.5	24.5	12.6	19.2	15.5	20.2	26.8	273.2
Fuel	252.0	247.6	286.2	250.3	182.1	169.0	230.2	182.5	217.0	266.5	286.2	277.2	2,846.8
Flared	0.0	0.0	0.0	0.0	0.0	0.0	0.0	0.0	0.0	0.0	0.0	0.0	0.0
Vented	0.0	0.0	0.0	0.0	0.0	0.0	0.0	0.0	0.0	0.0	0.0	0.0	0.0
Diff and Other	81.8	79.8	-195.4	-1.3	-89.5	424.2	51.1	400.0	-445.5	-680.9	-552.0	-132.6	-1,060.3
Process and Frac													
Pentanes Plus	129.8	134.8	138.8	106.7	137.6	99.0	118.6	60.9	92.8	74.8	97.7	129.8	1,321.3
Propane	0.0	0.0	0.0	0.0	0.0	0.0	0.0	0.0	0.0	0.0	0.0	0.0	0.0
Butanes	0.0	0.0	0.0	0.0	0.0	0.0	0.0	0.0	0.0	0.0	0.0	0.0	0.0
Ethane	0.0	0.0	0.0	0.0	0.0	0.0	0.0	0.0	0.0	0.0	0.0	0.0	0.0
NGL	0.0	0.0	0.0	0.0	0.0	0.0	0.0	0.0	0.0	0.0	0.0	0.0	0.0
Sulphur	0.0	0.0	0.0	0.0	0.0	0.0	0.0	0.0	0.0	0.0	0.0	0.0	0.0
Sulphur Closing Inv	0.0	0.0	0.0	0.0	0.0	0.0	0.0	0.0	0.0	0.0	0.0	0.0	0.0

Unit of Measurement: Gas and Gas equivalent products: 1000m3, Liquids: m3, Sulphur: MTS

VPR6200
Facility ID ABGS0124330

Facility Name Manitek Lovett 2-6 GGS

Facility Licence # 11065

Facility Operator OR46 HUSKY

Production Month	201701	201702	201703	201704	201705	201706	201707	201708	201709	201710	201711	201712	Totals	
	SHUTIN	SHUTIN	SHUTIN	SHUTIN	SHUTIN	SHUTIN	SHUTIN	SHUTIN	SHUTIN	SHUTIN	SHUTIN	SHUTIN		
Receipts														
Receipts from Alberta Facilities	0.0	0.0	0.0	0.0	0.0	0.0	0.0	0.0	0.0	0.0	0.0	0.0	891.9	891.9
Receipts from Non-Alberta Facilities	0.0	0.0	0.0	0.0	0.0	0.0	0.0	0.0	0.0	0.0	0.0	0.0	0.0	0.0
Dispositions														
Disposition														
Battery	0.0	0.0	0.0	0.0	0.0	0.0	0.0	0.0	0.0	0.0	0.0	0.0	0.0	0.0
Gas Gathering System	0.0	0.0	0.0	0.0	0.0	0.0	0.0	0.0	0.0	0.0	0.0	0.0	816.5	816.5
Gas Plant	0.0	0.0	0.0	0.0	0.0	0.0	0.0	0.0	0.0	0.0	0.0	0.0	0.0	0.0
Injection Facility	0.0	0.0	0.0	0.0	0.0	0.0	0.0	0.0	0.0	0.0	0.0	0.0	0.0	0.0
Meter Station	0.0	0.0	0.0	0.0	0.0	0.0	0.0	0.0	0.0	0.0	0.0	0.0	0.0	0.0
Other	0.0	0.0	0.0	0.0	0.0	0.0	0.0	0.0	0.0	0.0	0.0	0.0	0.0	0.0
Alberta Commercial	0.0	0.0	0.0	0.0	0.0	0.0	0.0	0.0	0.0	0.0	0.0	0.0	0.0	0.0
Alberta Industrial	0.0	0.0	0.0	0.0	0.0	0.0	0.0	0.0	0.0	0.0	0.0	0.0	0.0	0.0
Alberta Residential	0.0	0.0	0.0	0.0	0.0	0.0	0.0	0.0	0.0	0.0	0.0	0.0	0.0	0.0
Alberta Elec.Generation	0.0	0.0	0.0	0.0	0.0	0.0	0.0	0.0	0.0	0.0	0.0	0.0	0.0	0.0
Shrinkage														
Acid Gas	0.0	0.0	0.0	0.0	0.0	0.0	0.0	0.0	0.0	0.0	0.0	0.0	0.0	0.0
Other products	0.0	0.0	0.0	0.0	0.0	0.0	0.0	0.0	0.0	0.0	0.0	0.0	2.8	2.8
Fuel	0.0	0.0	0.0	0.0	0.0	0.0	0.0	0.0	0.0	0.0	0.0	0.0	64.1	64.1
Flared	0.0	0.0	0.0	0.0	0.0	0.0	0.0	0.0	0.0	0.0	0.0	0.0	0.0	0.0
Vented	0.0	0.0	0.0	0.0	0.0	0.0	0.0	0.0	0.0	0.0	0.0	0.0	0.0	0.0
Diff and Other	0.0	0.0	0.0	0.0	0.0	0.0	0.0	0.0	0.0	0.0	0.0	0.0	8.5	8.5
Process and Frac														
Pentanes Plus	0.0	0.0	0.0	0.0	0.0	0.0	0.0	0.0	0.0	0.0	0.0	0.0	13.7	13.7
Propane	0.0	0.0	0.0	0.0	0.0	0.0	0.0	0.0	0.0	0.0	0.0	0.0	0.0	0.0
Butanes	0.0	0.0	0.0	0.0	0.0	0.0	0.0	0.0	0.0	0.0	0.0	0.0	0.0	0.0
Ethane	0.0	0.0	0.0	0.0	0.0	0.0	0.0	0.0	0.0	0.0	0.0	0.0	0.0	0.0
NGL	0.0	0.0	0.0	0.0	0.0	0.0	0.0	0.0	0.0	0.0	0.0	0.0	0.0	0.0
Sulphur	0.0	0.0	0.0	0.0	0.0	0.0	0.0	0.0	0.0	0.0	0.0	0.0	0.0	0.0
Sulphur Closing Inv	0.0	0.0	0.0	0.0	0.0	0.0	0.0	0.0	0.0	0.0	0.0	0.0	0.0	0.0

Unit of Measurement: Gas and Gas equivalent products: 1000m3, Liquids: m3, Sulphur: MTS

VPR6200

Facility ID ABGS0124479

Facility Name CELTIC-MOSAIC GGS 01-09-65-04w6

Facility Licence # 37405

Facility Operator A6HJ

Production Month	201701	201702	201703	201704	201705	201706	201707	201708	201709	201710	201711	201712	Totals
Receipts													
Receipts from Alberta Facilities	984.8	1,024.1	1,074.9	905.2	545.0	836.0	658.3	555.0	561.2	511.3	525.6	410.5	8,591.9
Receipts from Non-Alberta Facilities	0.0	0.0	0.0	0.0	0.0	0.0	0.0	0.0	0.0	0.0	0.0	0.0	0.0
Dispositions													
Disposition Battery	921.2	1,008.6	1,020.3	834.2	500.5	761.9	594.0	478.6	483.6	472.8	1.0	1.2	7,077.9
Gas Gathering System	0.0	0.0	0.0	0.0	0.0	0.0	0.0	0.0	0.0	0.0	489.9	386.5	876.4
Gas Plant	0.0	0.0	0.0	0.0	0.0	0.0	0.0	0.0	0.0	0.0	0.0	0.0	0.0
Injection Facility	0.0	0.0	0.0	0.0	0.0	0.0	0.0	0.0	0.0	0.0	0.0	0.0	0.0
Meter Station	0.0	0.0	0.0	0.0	0.0	0.0	0.0	0.0	0.0	0.0	0.0	0.0	0.0
Other	0.0	0.0	0.0	0.0	0.0	0.0	0.0	0.0	0.0	0.0	0.0	0.0	0.0
Alberta Commercial	0.0	0.0	0.0	0.0	0.0	0.0	0.0	0.0	0.0	0.0	0.0	0.0	0.0
Alberta Industrial	0.0	0.0	0.0	0.0	0.0	0.0	0.0	0.0	0.0	0.0	0.0	0.0	0.0
Alberta Residential	0.0	0.0	0.0	0.0	0.0	0.0	0.0	0.0	0.0	0.0	0.0	0.0	0.0
Alberta Elec.Generation	0.0	0.0	0.0	0.0	0.0	0.0	0.0	0.0	0.0	0.0	0.0	0.0	0.0
Shrinkage Acid Gas	0.0	0.0	0.0	0.0	0.0	0.0	0.0	0.0	0.0	0.0	0.0	0.0	0.0
Other products	5.7	0.2	5.7	7.7	0.0	1.3	6.5	2.1	1.2	2.6	0.0	0.0	33.0
Fuel	31.3	33.7	35.0	30.5	19.4	25.7	18.9	15.5	18.2	20.0	19.1	15.8	283.1
Flared	0.0	0.0	0.0	0.0	0.0	0.0	0.0	0.0	0.0	0.0	0.0	0.0	0.0
Vented	0.2	0.1	0.0	0.0	0.1	0.2	0.6	0.3	0.2	0.3	0.0	0.1	2.1
Diff and Other	26.4	-18.5	13.9	32.8	25.0	46.9	38.3	58.5	58.0	15.6	15.6	6.9	319.4
Process and Frac													
Pentanes Plus	27.6	1.2	27.4	37.4	0.0	6.1	31.3	10.1	5.8	12.6	0.0	0.0	159.5
Propane	0.0	0.0	0.0	0.0	0.0	0.0	0.0	0.0	0.0	0.0	0.0	0.0	0.0
Butanes	0.0	0.0	0.0	0.0	0.0	0.0	0.0	0.0	0.0	0.0	0.0	0.0	0.0
Ethane	0.0	0.0	0.0	0.0	0.0	0.0	0.0	0.0	0.0	0.0	0.0	0.0	0.0
NGL	0.0	0.0	0.0	0.0	0.0	0.0	0.0	0.0	0.0	0.0	0.0	0.0	0.0
Sulphur	0.0	0.0	0.0	0.0	0.0	0.0	0.0	0.0	0.0	0.0	0.0	0.0	0.0
Sulphur Closing Inv	0.0	0.0	0.0	0.0	0.0	0.0	0.0	0.0	0.0	0.0	0.0	0.0	0.0

Unit of Measurement: Gas and Gas equivalent products: 1000m3, Liquids: m3, Sulphur: MTS

VPR6200

 Facility ID **ABGS0124542**

 Facility Name **CIOC 7-35 Gathering System**

Facility Licence # 44765

 Facility Operator **A5T7 HHR**

Production Month	201701	201702	201703	201704	201705	201706	201707	201708	201709	201710	201711	201712	Totals
Receipts													
Receipts from Alberta Facilities	1,315.0	1,182.4	1,214.4	394.3	979.9	950.4	1,050.5	925.7	853.9	1,116.9	1,304.4	1,249.7	12,537.5
Receipts from Non-Alberta Facilities	0.0	0.0	0.0	0.0	0.0	0.0	0.0	0.0	0.0	0.0	0.0	0.0	0.0
Dispositions													
Disposition Battery	0.0	0.0	0.0	0.0	0.0	0.0	0.0	0.0	0.0	0.0	0.0	0.0	0.0
Gas Gathering System	1,175.5	1,086.4	1,190.1	345.4	880.3	914.5	955.4	846.9	789.2	1,072.7	1,169.3	1,168.7	11,594.4
Gas Plant	0.0	0.0	0.0	0.0	0.0	0.0	0.0	0.0	0.0	0.0	0.0	0.0	0.0
Injection Facility	0.0	0.0	0.0	0.0	0.0	0.0	0.0	0.0	0.0	0.0	0.0	0.0	0.0
Meter Station	0.0	0.0	0.0	0.0	0.0	0.0	0.0	0.0	0.0	0.0	0.0	0.0	0.0
Other	0.0	0.0	0.0	0.0	0.0	0.0	0.0	0.0	0.0	0.0	0.0	0.0	0.0
Alberta Commercial	0.0	0.0	0.0	0.0	0.0	0.0	0.0	0.0	0.0	0.0	0.0	0.0	0.0
Alberta Industrial	0.0	0.0	0.0	0.0	0.0	0.0	0.0	0.0	0.0	0.0	0.0	0.0	0.0
Alberta Residential	0.0	0.0	0.0	0.0	0.0	0.0	0.0	0.0	0.0	0.0	0.0	0.0	0.0
Alberta Elec.Generation	0.0	0.0	0.0	0.0	0.0	0.0	0.0	0.0	0.0	0.0	0.0	0.0	0.0
Shrinkage Acid Gas	0.0	0.0	0.0	0.0	0.0	0.0	0.0	0.0	0.0	0.0	0.0	0.0	0.0
Other products	0.0	0.0	0.0	0.0	0.0	0.0	0.0	0.0	0.0	0.0	0.0	1.4	1.4
Fuel	12.4	7.7	6.8	20.9	33.3	21.2	41.7	33.5	30.0	23.6	17.3	17.8	266.2
Flared	43.3	88.0	0.0	0.0	15.5	0.0	0.0	14.0	21.0	4.0	26.5	5.0	217.3
Vented	0.0	0.0	0.0	0.0	0.0	17.2	0.0	0.0	0.0	0.0	0.0	0.0	17.2
Diff and Other	83.8	0.3	17.5	28.0	50.8	-2.5	53.4	31.3	13.7	16.6	91.3	56.8	441.0
Process and Frac													
Pentanes Plus	0.0	0.0	0.0	0.0	0.0	0.0	0.0	0.0	0.0	0.0	0.0	0.2	0.2
Propane	0.0	0.0	0.0	0.0	0.0	0.0	0.0	0.0	0.0	0.0	0.0	0.0	0.0
Butanes	0.0	0.0	0.0	0.0	0.0	0.0	0.0	0.0	0.0	0.0	0.0	0.0	0.0
Ethane	0.0	0.0	0.0	0.0	0.0	0.0	0.0	0.0	0.0	0.0	0.0	0.0	0.0
NGL	0.0	0.0	0.0	0.0	0.0	0.0	0.0	0.0	0.0	0.0	0.0	6.6	6.6
Sulphur	0.0	0.0	0.0	0.0	0.0	0.0	0.0	0.0	0.0	0.0	0.0	0.0	0.0
Sulphur Closing Inv	0.0	0.0	0.0	0.0	0.0	0.0	0.0	0.0	0.0	0.0	0.0	0.0	0.0

Unit of Measurement: Gas and Gas equivalent products: 1000m3, Liquids: m3, Sulphur: MTS

VPR6200

Facility ID ABGS0124767
Facility Licence # 12178

Facility Name TAQA GATHERING SYSTEM
Facility Operator A5WA TANGLE CREEK

Production Month	201701	201702	201703	201704	201705	201706	201707	201708	201709	201710	201711	201712	Totals
Receipts													
Receipts from Alberta Facilities	1,536.9	1,374.0	1,547.5	1,499.4	1,485.1	1,463.1	1,397.0	1,340.1	1,022.1	971.0	815.3	1,089.6	15,541.1
Receipts from Non-Alberta Facilities	0.0	0.0	0.0	0.0	0.0	0.0	0.0	0.0	0.0	0.0	0.0	0.0	0.0
Dispositions													
Disposition													
Battery	0.0	0.0	0.0	0.0	0.0	0.0	0.0	0.0	0.0	0.0	0.0	0.0	0.0
Gas Gathering System	1,398.9	1,374.0	1,547.5	1,437.2	0.0	0.0	0.0	0.0	0.0	0.0	0.0	0.0	5,757.6
Gas Plant	0.0	0.0	0.0	0.0	1,425.1	1,408.0	1,301.1	1,257.1	952.3	971.0	785.1	964.7	9,064.4
Injection Facility	0.0	0.0	0.0	0.0	0.0	0.0	0.0	0.0	0.0	0.0	0.0	0.0	0.0
Meter Station	0.0	0.0	0.0	0.0	0.0	0.0	0.0	0.0	0.0	0.0	0.0	0.0	0.0
Other	0.0	0.0	0.0	0.0	0.0	0.0	0.0	0.0	0.0	0.0	0.0	0.0	0.0
Alberta Commercial	0.0	0.0	0.0	0.0	0.0	0.0	0.0	0.0	0.0	0.0	0.0	0.0	0.0
Alberta Industrial	0.0	0.0	0.0	0.0	0.0	0.0	0.0	0.0	0.0	0.0	0.0	0.0	0.0
Alberta Residential	0.0	0.0	0.0	0.0	0.0	0.0	0.0	0.0	0.0	0.0	0.0	0.0	0.0
Alberta Elec.Generation	0.0	0.0	0.0	0.0	0.0	0.0	0.0	0.0	0.0	0.0	0.0	0.0	0.0
Shrinkage													
Acid Gas	0.0	0.0	0.0	0.0	0.0	0.0	0.0	0.0	0.0	0.0	0.0	0.0	0.0
Other products	10.4	14.2	11.9	7.7	9.3	7.4	10.5	4.5	2.9	4.6	5.4	9.0	97.8
Fuel	138.0	0.0	0.0	62.2	60.0	55.1	61.2	65.4	69.8	0.0	30.2	63.2	605.1
Flared	0.0	0.0	0.0	0.0	0.0	0.0	0.0	0.0	0.0	0.0	0.0	0.0	0.0
Vented	0.0	0.0	0.0	0.0	0.0	0.0	0.0	0.0	0.0	0.0	0.0	0.0	0.0
Diff and Other	-10.4	-14.2	-11.9	-7.7	-9.3	-7.4	24.2	13.1	-2.9	-4.6	-5.4	52.7	16.2
Process and Frac													
Pentanes Plus	50.1	68.9	57.4	37.2	45.0	36.0	50.9	21.9	14.1	22.2	26.0	43.5	473.2
Propane	0.0	0.0	0.0	0.0	0.0	0.0	0.0	0.0	0.0	0.0	0.0	0.0	0.0
Butanes	0.0	0.0	0.0	0.0	0.0	0.0	0.0	0.0	0.0	0.0	0.0	0.0	0.0
Ethane	0.0	0.0	0.0	0.0	0.0	0.0	0.0	0.0	0.0	0.0	0.0	0.0	0.0
NGL	0.0	0.0	0.0	0.0	0.0	0.0	0.0	0.0	0.0	0.0	0.0	0.0	0.0
Sulphur	0.0	0.0	0.0	0.0	0.0	0.0	0.0	0.0	0.0	0.0	0.0	0.0	0.0
Sulphur Closing Inv	0.0	0.0	0.0	0.0	0.0	0.0	0.0	0.0	0.0	0.0	0.0	0.0	0.0

Unit of Measurement: Gas and Gas equivalent products: 1000m3, Liquids: m3, Sulphur: MTS

VPR6200

Facility ID ABGS0125245
Facility Licence # 40480

Facility Name Pass Creek 2-33-060-18W500 GS
Facility Operator A2TG TQN

Production Month	201701	201702	201703	201704	201705	201706	201707	201708	201709	201710	201711	201712	Totals
Receipts													
Receipts from Alberta Facilities	1,982.0	1,643.0	2,032.8	1,928.2	2,238.6	2,103.2	2,161.2	2,220.4	1,896.9	2,085.5	1,879.2	1,760.4	23,931.4
Receipts from Non-Alberta Facilities	0.0	0.0	0.0	0.0	0.0	0.0	0.0	0.0	0.0	0.0	0.0	0.0	0.0
Dispositions													
Disposition Battery	56.4	49.1	56.6	53.2	53.9	45.6	95.3	137.4	68.6	63.8	63.0	51.4	794.3
Gas Gathering System	1,801.7	1,484.8	1,820.6	1,730.1	2,047.7	1,931.1	1,930.5	1,931.7	1,782.7	1,917.8	1,721.2	1,599.8	21,699.7
Gas Plant	0.0	0.0	0.0	0.0	0.0	0.0	0.0	0.0	0.0	0.0	0.0	0.0	0.0
Injection Facility	0.0	0.0	0.0	0.0	0.0	0.0	0.0	0.0	0.0	0.0	0.0	0.0	0.0
Meter Station	0.0	0.0	0.0	0.0	0.0	0.0	0.0	0.0	0.0	0.0	0.0	0.0	0.0
Other	0.0	0.0	0.0	0.0	0.0	0.0	0.0	0.0	0.0	0.0	0.0	0.0	0.0
Alberta Commercial	0.0	0.0	0.0	0.0	0.0	0.0	0.0	0.0	0.0	0.0	0.0	0.0	0.0
Alberta Industrial	0.0	0.0	0.0	0.0	0.0	0.0	0.0	0.0	0.0	0.0	0.0	0.0	0.0
Alberta Residential	0.0	0.0	0.0	0.0	0.0	0.0	0.0	0.0	0.0	0.0	0.0	0.0	0.0
Alberta Elec.Generation	0.0	0.0	0.0	0.0	0.0	0.0	0.0	0.0	0.0	0.0	0.0	0.0	0.0
Shrinkage Acid Gas	0.0	0.0	0.0	0.0	0.0	0.0	0.0	0.0	0.0	0.0	0.0	0.0	0.0
Other products	31.9	32.3	35.4	31.1	42.9	39.4	39.2	44.9	34.6	34.0	33.4	31.2	430.3
Fuel	132.7	120.7	141.0	142.5	120.4	144.4	140.1	134.7	59.1	105.6	110.7	108.0	1,459.9
Flared	4.0	3.9	4.3	3.9	4.6	3.5	3.3	3.2	2.6	3.1	2.9	3.0	42.3
Vented	0.0	0.0	0.0	0.0	0.0	0.0	0.0	0.0	0.0	0.0	0.0	0.0	0.0
Diff and Other	-44.7	-47.8	-25.1	-32.6	-30.9	-60.8	-47.2	-31.5	-50.7	-38.8	-52.0	-33.0	-495.1
Process and Frac													
Pentanes Plus	154.3	156.5	171.5	150.7	207.4	190.8	189.5	217.4	167.2	164.7	161.8	151.2	2,083.0
Propane	0.0	0.0	0.0	0.0	0.0	0.0	0.0	0.0	0.0	0.0	0.0	0.0	0.0
Butanes	0.0	0.0	0.0	0.0	0.0	0.0	0.0	0.0	0.0	0.0	0.0	0.0	0.0
Ethane	0.0	0.0	0.0	0.0	0.0	0.0	0.0	0.0	0.0	0.0	0.0	0.0	0.0
NGL	0.0	0.0	0.0	0.0	0.0	0.0	0.0	0.0	0.0	0.0	0.0	0.0	0.0
Sulphur	0.0	0.0	0.0	0.0	0.0	0.0	0.0	0.0	0.0	0.0	0.0	0.0	0.0
Sulphur Closing Inv	0.0	0.0	0.0	0.0	0.0	0.0	0.0	0.0	0.0	0.0	0.0	0.0	0.0

Unit of Measurement: Gas and Gas equivalent products: 1000m3, Liquids: m3, Sulphur: MTS

VPR6200

Facility ID ABGS0125368

Facility Licence # 30566

Facility Name 00/15-09-047-11W5 BRAZEAU GS

Facility Operator A6GD SINOPEC

Production Month	201701	201702	201703	201704	201705	201706	201707	201708	201709	201710	201711	201712	Totals
Receipts													
Receipts from Alberta Facilities	9,429.4	8,597.3	9,387.5	8,492.5	9,828.4	9,184.5	9,087.6	8,441.2	8,700.4	8,342.4	7,905.0	7,940.2	105,336.4
Receipts from Non-Alberta Facilities	0.0	0.0	0.0	0.0	0.0	0.0	0.0	0.0	0.0	0.0	0.0	0.0	0.0
Dispositions													
Disposition													
Battery	47.9	46.1	51.7	47.4	41.5	43.3	45.4	42.7	32.3	26.2	20.0	23.6	468.1
Gas Gathering System	8,693.4	7,903.3	8,390.6	7,777.6	9,155.6	8,492.4	8,394.2	7,859.9	8,042.3	7,772.9	7,017.5	6,474.6	95,974.3
Gas Plant	0.0	0.0	0.0	0.0	0.0	0.0	0.0	0.0	0.0	0.0	0.0	0.0	0.0
Injection Facility	0.0	0.0	0.0	0.0	0.0	0.0	0.0	0.0	0.0	0.0	0.0	0.0	0.0
Meter Station	0.0	0.0	0.0	0.0	0.0	0.0	0.0	0.0	0.0	0.0	0.0	0.0	0.0
Other	0.0	0.0	0.0	0.0	0.0	0.0	0.0	0.0	0.0	0.0	0.0	0.0	0.0
Alberta Commercial	0.0	0.0	0.0	0.0	0.0	0.0	0.0	0.0	0.0	0.0	0.0	0.0	0.0
Alberta Industrial	0.0	0.0	0.0	0.0	0.0	0.0	0.0	0.0	0.0	0.0	0.0	0.0	0.0
Alberta Residential	0.0	0.0	0.0	0.0	0.0	0.0	0.0	0.0	0.0	0.0	0.0	0.0	0.0
Alberta Elec.Generation	0.0	0.0	0.0	0.0	0.0	0.0	0.0	0.0	0.0	0.0	0.0	0.0	0.0
Shrinkage													
Acid Gas	0.0	0.0	0.0	0.0	0.0	0.0	0.0	0.0	0.0	0.0	0.0	0.0	0.0
Other products	170.6	161.5	187.5	179.6	204.0	178.6	158.4	154.7	148.8	134.0	136.4	149.7	1,963.8
Fuel	329.6	315.1	343.7	327.3	327.8	275.0	288.2	269.8	264.7	268.3	261.2	284.6	3,555.3
Flared	0.0	0.0	0.0	0.0	0.0	0.0	0.0	0.0	0.0	0.0	0.0	0.0	0.0
Vented	0.0	0.0	0.0	0.0	0.0	0.0	0.0	0.0	0.0	0.0	0.0	0.0	0.0
Diff and Other	187.9	171.3	414.0	160.6	99.5	195.2	201.4	114.1	212.3	141.0	469.9	1,007.7	3,374.9
Process and Frac													
Pentanes Plus	825.5	781.2	907.2	869.1	987.0	864.2	766.4	748.7	720.2	648.5	659.9	724.4	9,502.3
Propane	0.0	0.0	0.0	0.0	0.0	0.0	0.0	0.0	0.0	0.0	0.0	0.0	0.0
Butanes	0.0	0.0	0.0	0.0	0.0	0.0	0.0	0.0	0.0	0.0	0.0	0.0	0.0
Ethane	0.0	0.0	0.0	0.0	0.0	0.0	0.0	0.0	0.0	0.0	0.0	0.0	0.0
NGL	0.0	0.0	0.0	0.0	0.0	0.0	0.0	0.0	0.0	0.0	0.0	0.0	0.0
Sulphur	0.0	0.0	0.0	0.0	0.0	0.0	0.0	0.0	0.0	0.0	0.0	0.0	0.0
Sulphur Closing Inv	0.0	0.0	0.0	0.0	0.0	0.0	0.0	0.0	0.0	0.0	0.0	0.0	0.0

Unit of Measurement: Gas and Gas equivalent products: 1000m3, Liquids: m3, Sulphur: MTS


VPR6200

Facility ID **ABGS0126679**
Facility Name **FIR 01-32-059-22W5 GAS GATHERING**
Facility Licence # 42833

Facility Operator A6HJ

Production Month	201701	201702	201703	201704	201705	201706	201707	201708	201709	201710	201711	201712	Totals
Receipts													
Receipts from Alberta Facilities	1,827.5	1,528.3	1,736.9	2,909.3	997.0	1,470.4	3,543.7	2,971.4	2,891.7	2,519.1	4,289.6	1,286.9	27,971.8
Receipts from Non-Alberta Facilities	0.0	0.0	0.0	0.0	0.0	0.0	0.0	0.0	0.0	0.0	0.0	0.0	0.0
Dispositions													
Disposition Battery	17.9	15.8	18.1	17.1	3.8	5.8	17.5	14.6	13.3	18.7	23.0	6.5	172.1
Gas Gathering System	1,531.5	1,276.4	1,474.5	2,473.7	798.4	1,216.6	3,079.5	2,610.5	2,527.5	2,182.9	3,855.9	1,051.3	24,078.7
Gas Plant	0.0	0.0	0.0	0.0	0.0	0.0	0.0	0.0	0.0	0.0	0.0	0.0	0.0
Injection Facility	0.0	0.0	0.0	0.0	0.0	0.0	0.0	0.0	0.0	0.0	0.0	0.0	0.0
Meter Station	0.0	0.0	0.0	0.0	0.0	0.0	0.0	0.0	0.0	0.0	0.0	0.0	0.0
Other	0.0	0.0	0.0	0.0	0.0	0.0	0.0	0.0	0.0	0.0	0.0	0.0	0.0
Alberta Commercial	0.0	0.0	0.0	0.0	0.0	0.0	0.0	0.0	0.0	0.0	0.0	0.0	0.0
Alberta Industrial	0.0	0.0	0.0	0.0	0.0	0.0	0.0	0.0	0.0	0.0	0.0	0.0	0.0
Alberta Residential	0.0	0.0	0.0	0.0	0.0	0.0	0.0	0.0	0.0	0.0	0.0	0.0	0.0
Alberta Elec.Generation	0.0	0.0	0.0	0.0	0.0	0.0	0.0	0.0	0.0	0.0	0.0	0.0	0.0
Shrinkage Acid Gas	0.0	0.0	0.0	0.0	0.0	0.0	0.0	0.0	0.0	0.0	0.0	0.0	0.0
Other products	32.4	23.3	28.9	342.5	92.0	117.3	277.6	198.9	186.3	124.4	169.4	43.6	1,636.6
Fuel	260.3	222.6	218.5	250.5	129.9	161.7	273.4	254.2	252.3	230.2	312.0	168.8	2,734.4
Flared	0.1	0.3	1.5	0.1	2.6	0.0	0.2	6.2	0.0	1.6	1.5	17.4	31.5
Vented	0.0	0.0	0.0	0.0	2.3	2.2	6.0	3.7	3.4	2.3	8.6	0.9	29.4
Diff and Other	-14.7	-10.1	-4.6	-174.6	-32.0	-33.2	-110.5	-116.7	-91.1	-41.0	-80.8	-1.6	-710.9
Process and Frac													
Pentanes Plus	157.0	112.8	139.8	1,657.2	445.3	567.4	1,343.2	962.2	901.4	602.0	819.5	211.1	7,918.9
Propane	0.0	0.0	0.0	0.0	0.0	0.0	0.0	0.0	0.0	0.0	0.0	0.0	0.0
Butanes	0.0	0.0	0.0	0.0	0.0	0.0	0.0	0.0	0.0	0.0	0.0	0.0	0.0
Ethane	0.0	0.0	0.0	0.0	0.0	0.0	0.0	0.0	0.0	0.0	0.0	0.0	0.0
NGL	0.0	0.0	0.0	0.0	0.0	0.0	0.0	0.0	0.0	0.0	0.0	0.0	0.0
Sulphur	0.0	0.0	0.0	0.0	0.0	0.0	0.0	0.0	0.0	0.0	0.0	0.0	0.0
Sulphur Closing Inv	0.0	0.0	0.0	0.0	0.0	0.0	0.0	0.0	0.0	0.0	0.0	0.0	0.0

Unit of Measurement: Gas and Gas equivalent products: 1000m3, Liquids: m3, Sulphur: MTS



Monthly Gas Plant Receipts, Dispositions and Process

VPR6200

Facility ID ABGS0126754

Facility Name Galloway LP 14-14-53-20w5

Facility Licence # 12354

Facility Operator OHE9 CNRL

Production Month	201701	201702	201703	201704	201705	201706	201707	201708	201709	201710	201711	201712	Totals
Receipts													
Receipts from Alberta Facilities	33,769.1	26,320.2	31,858.2	33,034.0	31,489.1	29,239.0	29,807.9	25,395.4	27,876.5	26,237.2	27,720.6	27,300.2	350,047.4
Receipts from Non-Alberta Facilities	0.0	0.0	0.0	0.0	0.0	0.0	0.0	0.0	0.0	0.0	0.0	0.0	0.0
Dispositions													
Disposition Battery	0.0	0.0	0.0	0.0	0.0	0.0	0.0	0.0	0.0	0.0	0.0	0.0	0.0
Gas Gathering System	0.0	0.0	0.0	0.0	0.0	0.0	0.0	0.0	0.0	0.0	0.0	0.0	0.0
Gas Plant	34,113.7	26,538.0	32,055.2	33,396.6	32,116.2	29,875.7	30,166.8	26,090.1	28,410.5	26,800.5	27,671.2	27,490.2	354,724.7
Injection Facility	0.0	0.0	0.0	0.0	0.0	0.0	0.0	0.0	0.0	0.0	0.0	0.0	0.0
Meter Station	0.0	0.0	0.0	0.0	0.0	0.0	0.0	0.0	0.0	0.0	0.0	0.0	0.0
Other	0.0	0.0	0.0	0.0	0.0	0.0	0.0	0.0	0.0	0.0	0.0	0.0	0.0
Alberta Commercial	0.0	0.0	0.0	0.0	0.0	0.0	0.0	0.0	0.0	0.0	0.0	0.0	0.0
Alberta Industrial	0.0	0.0	0.0	0.0	0.0	0.0	0.0	0.0	0.0	0.0	0.0	0.0	0.0
Alberta Residential	0.0	0.0	0.0	0.0	0.0	0.0	0.0	0.0	0.0	0.0	0.0	0.0	0.0
Alberta Elec.Generation	0.0	0.0	0.0	0.0	0.0	0.0	0.0	0.0	0.0	0.0	0.0	0.0	0.0
Shrinkage Acid Gas	0.0	0.0	0.0	0.0	0.0	0.0	0.0	0.0	0.0	0.0	0.0	0.0	0.0
Other products	0.0	1.2	0.0	1.3	7.8	0.0	0.0	0.0	0.1	0.0	0.0	0.0	10.4
Fuel	263.7	241.7	362.4	390.7	372.7	286.7	277.3	243.3	269.5	271.3	291.4	289.8	3,560.5
Flared	0.2	0.2	0.8	1.1	0.0	0.0	0.0	2.2	0.0	0.0	0.0	0.0	4.5
Vented	0.0	0.0	0.0	0.0	0.0	0.0	0.0	0.0	0.0	0.0	0.0	0.0	0.0
Diff and Other	-608.5	-460.9	-560.2	-755.7	-1,007.6	-923.4	-636.2	-940.2	-803.6	-834.6	-242.0	-479.8	-8,252.7
Process and Frac													
Pentanes Plus	0.0	5.7	0.0	6.2	37.7	0.0	0.0	0.1	0.7	0.0	0.0	0.0	50.4
Propane	0.0	0.0	0.0	0.0	0.0	0.0	0.0	0.0	0.0	0.0	0.0	0.0	0.0
Butanes	0.0	0.0	0.0	0.0	0.0	0.0	0.0	0.0	0.0	0.0	0.0	0.0	0.0
Ethane	0.0	0.0	0.0	0.0	0.0	0.0	0.0	0.0	0.0	0.0	0.0	0.0	0.0
NGL	0.0	0.0	0.0	0.0	0.0	0.0	0.0	0.0	0.0	0.0	0.0	0.0	0.0
Sulphur	0.0	0.0	0.0	0.0	0.0	0.0	0.0	0.0	0.0	0.0	0.0	0.0	0.0
Sulphur Closing Inv	0.0	0.0	0.0	0.0	0.0	0.0	0.0	0.0	0.0	0.0	0.0	0.0	0.0

Unit of Measurement: Gas and Gas equivalent products: 1000m3, Liquids: m3, Sulphur: MTS

VPR6200
Facility ID ABGS0126863
Facility Licence # 37126

Facility Name Sierra Vista 14-4-59-19 Gathering
Facility Operator A6HJ

Production Month	201701	201702	201703	201704	201705	201706	201707	201708	201709	201710	201711	201712	Totals
Receipts													
Receipts from Alberta Facilities	1,019.2	1,020.1	1,199.0	1,112.2	131.8	370.2	1,522.9	1,416.1	1,399.6	1,282.8	1,116.6	1,204.4	12,794.9
Receipts from Non-Alberta Facilities	0.0	0.0	0.0	0.0	0.0	0.0	0.0	0.0	0.0	0.0	0.0	0.0	0.0
Dispositions													
Disposition													
Battery	0.0	0.0	0.0	0.0	0.0	0.0	0.0	0.0	0.0	0.0	0.0	0.0	0.0
Gas Gathering System	933.4	960.8	1,123.1	1,037.6	123.6	386.5	1,436.4	1,322.1	1,309.8	1,194.2	1,034.5	1,117.1	11,979.1
Gas Plant	0.0	0.0	0.0	0.0	0.0	0.0	0.0	0.0	0.0	0.0	0.0	0.0	0.0
Injection Facility	0.0	0.0	0.0	0.0	0.0	0.0	0.0	0.0	0.0	0.0	0.0	0.0	0.0
Meter Station	0.0	0.0	0.0	0.0	0.0	0.0	0.0	0.0	0.0	0.0	0.0	0.0	0.0
Other	0.0	0.0	0.0	0.0	0.0	0.0	0.0	0.0	0.0	0.0	0.0	0.0	0.0
Alberta Commercial	0.0	0.0	0.0	0.0	0.0	0.0	0.0	0.0	0.0	0.0	0.0	0.0	0.0
Alberta Industrial	0.0	0.0	0.0	0.0	0.0	0.0	0.0	0.0	0.0	0.0	0.0	0.0	0.0
Alberta Residential	0.0	0.0	0.0	0.0	0.0	0.0	0.0	0.0	0.0	0.0	0.0	0.0	0.0
Alberta Elec.Generation	0.0	0.0	0.0	0.0	0.0	0.0	0.0	0.0	0.0	0.0	0.0	0.0	0.0
Shrinkage													
Acid Gas	0.0	0.0	0.0	0.0	0.0	0.0	0.0	0.0	0.0	0.0	0.0	0.0	0.0
Other products	0.0	0.0	0.0	0.0	1.0	0.0	0.0	0.0	0.0	0.0	0.0	0.0	1.0
Fuel	78.5	74.2	80.0	77.3	10.9	22.8	94.7	93.9	89.7	88.6	82.0	87.2	879.8
Flared	10.5	6.9	7.5	9.5	2.9	4.2	13.6	11.6	14.8	18.5	9.4	26.1	135.5
Vented	0.0	0.0	0.0	0.0	0.0	0.0	0.0	0.0	0.0	0.0	0.0	0.0	0.0
Diff and Other	-3.2	-21.8	-11.6	-12.2	-6.6	-43.3	-21.8	-11.5	-14.7	-18.5	-9.3	-26.0	-200.5
Process and Frac													
Pentanes Plus	0.0	0.0	0.0	0.0	4.8	0.0	0.0	0.0	0.0	0.0	0.0	0.0	4.8
Propane	0.0	0.0	0.0	0.0	0.0	0.0	0.0	0.0	0.0	0.0	0.0	0.0	0.0
Butanes	0.0	0.0	0.0	0.0	0.0	0.0	0.0	0.0	0.0	0.0	0.0	0.0	0.0
Ethane	0.0	0.0	0.0	0.0	0.0	0.0	0.0	0.0	0.0	0.0	0.0	0.0	0.0
NGL	0.0	0.0	0.0	0.0	0.0	0.0	0.0	0.0	0.0	0.0	0.0	0.0	0.0
Sulphur	0.0	0.0	0.0	0.0	0.0	0.0	0.0	0.0	0.0	0.0	0.0	0.0	0.0
Sulphur Closing Inv	0.0	0.0	0.0	0.0	0.0	0.0	0.0	0.0	0.0	0.0	0.0	0.0	0.0

VPR6200

Facility ID ABGS0126911

Facility Name KB South 02-20-06-19W5

Facility Licence # 36434

Facility Operator A6HJ

Production Month	201701	201702	201703	201704	201705	201706	201707	201708	201709	201710	201711	201712	Totals
Receipts													
Receipts from Alberta Facilities	35,225.6	31,261.5	35,077.5	32,087.0	5,680.8	16,578.5	26,575.8	24,875.2	23,825.9	24,398.7	25,684.1	32,046.2	313,316.8
Receipts from Non-Alberta Facilities	0.0	0.0	0.0	0.0	0.0	0.0	0.0	0.0	0.0	0.0	0.0	0.0	0.0
Dispositions													
Disposition Battery	0.0	0.0	0.0	0.0	0.0	0.0	0.0	0.0	0.0	0.0	0.0	0.0	0.0
Gas Gathering System	0.0	0.0	0.0	0.0	0.0	0.0	0.0	0.0	0.0	0.0	0.0	0.0	0.0
Gas Plant	34,544.4	30,736.1	34,095.9	30,993.9	5,379.5	16,083.3	26,516.0	24,829.7	23,687.9	24,096.5	25,183.9	32,340.7	308,487.8
Injection Facility	0.0	0.0	0.0	0.0	0.0	0.0	0.0	0.0	0.0	0.0	0.0	0.0	0.0
Meter Station	0.0	0.0	0.0	0.0	0.0	0.0	0.0	0.0	0.0	0.0	0.0	0.0	0.0
Other	0.0	0.0	0.0	0.0	0.0	0.0	0.0	0.0	0.0	0.0	0.0	0.0	0.0
Alberta Commercial	0.0	0.0	0.0	0.0	0.0	0.0	0.0	0.0	0.0	0.0	0.0	0.0	0.0
Alberta Industrial	0.0	0.0	0.0	0.0	0.0	0.0	0.0	0.0	0.0	0.0	0.0	0.0	0.0
Alberta Residential	0.0	0.0	0.0	0.0	0.0	0.0	0.0	0.0	0.0	0.0	0.0	0.0	0.0
Alberta Elec.Generation	0.0	0.0	0.0	0.0	0.0	0.0	0.0	0.0	0.0	0.0	0.0	0.0	0.0
Shrinkage Acid Gas	0.0	0.0	0.0	0.0	0.0	0.0	0.0	0.0	0.0	0.0	0.0	0.0	0.0
Other products	3.1	0.0	0.0	0.0	15.5	0.0	0.0	0.0	0.0	0.0	0.0	0.0	18.6
Fuel	880.8	753.3	832.6	864.3	213.5	485.9	746.7	686.4	631.3	638.0	666.8	732.9	8,132.5
Flared	13.8	15.0	13.1	8.0	5.0	23.0	23.3	28.7	15.3	19.7	16.2	32.4	213.5
Vented	2.9	2.2	2.4	2.6	2.2	0.3	1.2	1.8	1.7	1.7	1.4	2.3	22.7
Diff and Other	-219.4	-245.1	133.5	218.2	65.1	-14.0	-711.4	-671.4	-510.3	-357.2	-184.2	-1,062.1	-3,558.3
Process and Frac													
Pentanes Plus	15.0	0.0	0.0	0.0	75.0	0.0	0.0	0.0	0.0	0.0	0.0	0.0	90.0
Propane	0.0	0.0	0.0	0.0	0.0	0.0	0.0	0.0	0.0	0.0	0.0	0.0	0.0
Butanes	0.0	0.0	0.0	0.0	0.0	0.0	0.0	0.0	0.0	0.0	0.0	0.0	0.0
Ethane	0.0	0.0	0.0	0.0	0.0	0.0	0.0	0.0	0.0	0.0	0.0	0.0	0.0
NGL	0.0	0.0	0.0	0.0	0.0	0.0	0.0	0.0	0.0	0.0	0.0	0.0	0.0
Sulphur	0.0	0.0	0.0	0.0	0.0	0.0	0.0	0.0	0.0	0.0	0.0	0.0	0.0
Sulphur Closing Inv	0.0	0.0	0.0	0.0	0.0	0.0	0.0	0.0	0.0	0.0	0.0	0.0	0.0

Unit of Measurement: Gas and Gas equivalent products: 1000m3, Liquids: m3, Sulphur: MTS

VPR6200

Facility ID ABGS0126912

Facility Name BNP SUNDRE 08-01-034-06W5 GGS

Facility Licence # 45390

Facility Operator A5RX BEC

Production Month	201701	201702	201703	201704	201705	201706	201707	201708	201709	201710	201711	201712	Totals
Receipts													
Receipts from Alberta Facilities	5,921.9	5,206.7	5,684.2	5,538.6	5,622.5	5,436.8	5,367.1	5,393.0	5,323.9	5,202.4	4,461.3	5,011.3	64,169.7
Receipts from Non-Alberta Facilities	0.0	0.0	0.0	0.0	0.0	0.0	0.0	0.0	0.0	0.0	0.0	0.0	0.0
Dispositions													
Disposition Battery	0.0	0.0	0.0	0.0	0.0	0.0	0.0	0.0	0.0	0.0	0.0	0.0	0.0
Gas Gathering System	5,779.2	5,081.7	5,567.8	5,400.6	5,500.5	5,311.4	5,253.2	5,260.9	5,159.7	5,029.2	4,312.6	4,907.3	62,564.1
Gas Plant	0.0	0.0	0.0	0.0	0.0	0.0	0.0	0.0	0.0	0.0	0.0	0.0	0.0
Injection Facility	0.0	0.0	0.0	0.0	0.0	0.0	0.0	0.0	0.0	0.0	0.0	0.0	0.0
Meter Station	0.0	0.0	0.0	0.0	0.0	0.0	0.0	0.0	0.0	0.0	0.0	0.0	0.0
Other	0.0	0.0	0.0	0.0	0.0	0.0	0.0	0.0	0.0	0.0	0.0	0.0	0.0
Alberta Commercial	0.0	0.0	0.0	0.0	0.0	0.0	0.0	0.0	0.0	0.0	0.0	0.0	0.0
Alberta Industrial	0.0	0.0	0.0	0.0	0.0	0.0	0.0	0.0	0.0	0.0	0.0	0.0	0.0
Alberta Residential	0.0	0.0	0.0	0.0	0.0	0.0	0.0	0.0	0.0	0.0	0.0	0.0	0.0
Alberta Elec.Generation	0.0	0.0	0.0	0.0	0.0	0.0	0.0	0.0	0.0	0.0	0.0	0.0	0.0
Shrinkage Acid Gas	0.0	0.0	0.0	0.0	0.0	0.0	0.0	0.0	0.0	0.0	0.0	0.0	0.0
Other products	0.0	0.6	0.0	0.0	0.0	0.0	0.0	0.0	0.0	0.0	0.0	0.0	0.6
Fuel	290.8	263.4	303.2	277.2	226.7	225.5	224.1	234.1	226.6	226.1	198.9	204.9	2,901.5
Flared	4.3	4.7	4.5	4.2	0.1	4.2	4.6	4.4	4.5	4.7	4.2	4.5	48.9
Vented	0.0	0.0	0.2	0.4	0.0	0.0	0.0	0.0	0.0	0.0	0.2	0.0	0.8
Diff and Other	-152.4	-143.7	-191.5	-143.8	-104.8	-104.3	-114.8	-106.4	-66.9	-57.6	-54.6	-105.4	-1,346.2
Process and Frac													
Pentanes Plus	0.0	3.0	0.0	0.0	0.0	0.0	0.0	0.0	0.0	0.0	0.0	0.0	3.0
Propane	0.0	0.0	0.0	0.0	0.0	0.0	0.0	0.0	0.0	0.0	0.0	0.0	0.0
Butanes	0.0	0.0	0.0	0.0	0.0	0.0	0.0	0.0	0.0	0.0	0.0	0.0	0.0
Ethane	0.0	0.0	0.0	0.0	0.0	0.0	0.0	0.0	0.0	0.0	0.0	0.0	0.0
NGL	0.0	0.0	0.0	0.0	0.0	0.0	0.0	0.0	0.0	0.0	0.0	0.0	0.0
Sulphur	0.0	0.0	0.0	0.0	0.0	0.0	0.0	0.0	0.0	0.0	0.0	0.0	0.0
Sulphur Closing Inv	0.0	0.0	0.0	0.0	0.0	0.0	0.0	0.0	0.0	0.0	0.0	0.0	0.0

Unit of Measurement: Gas and Gas equivalent products: 1000m3, Liquids: m3, Sulphur: MTS

VPR6200

Facility ID ABGS0127028

Facility Name 00/05-03-062-18W5 FOX CREEK GS

Facility Licence # 45038

Facility Operator A6GD SINOPEC

Production Month		201701	201702	201703	201704	201705	201706	201707	201708	201709	201710	201711	201712	Totals
Receipts														
Receipts from Alberta Facilities		1,855.7	1,100.0	1,986.9	2,667.7	2,448.6	2,321.1	2,188.2	2,970.1	1,542.1	3,258.8	3,511.3	3,857.1	29,707.6
Receipts from Non-Alberta Facilities		0.0	0.0	0.0	0.0	0.0	0.0	0.0	0.0	0.0	0.0	0.0	0.0	0.0
Dispositions														
Disposition Battery		0.0	64.2	58.7	0.0	0.0	0.0	0.0	0.0	0.0	0.0	0.0	0.0	122.9
Gas Gathering System		1,752.6	1,014.9	1,870.2	2,523.8	2,304.5	2,182.4	2,015.5	2,800.4	1,450.3	3,083.2	3,331.6	3,678.0	28,007.4
Gas Plant		0.0	0.0	0.0	0.0	0.0	0.0	0.0	0.0	0.0	0.0	0.0	0.0	0.0
Injection Facility		0.0	0.0	0.0	0.0	0.0	0.0	0.0	0.0	0.0	0.0	0.0	0.0	0.0
Meter Station		0.0	0.0	0.0	0.0	0.0	0.0	0.0	0.0	0.0	0.0	0.0	0.0	0.0
Other		0.0	0.0	0.0	0.0	0.0	0.0	0.0	0.0	0.0	0.0	0.0	0.0	0.0
Alberta Commercial		0.0	0.0	0.0	0.0	0.0	0.0	0.0	0.0	0.0	0.0	0.0	0.0	0.0
Alberta Industrial		0.0	0.0	0.0	0.0	0.0	0.0	0.0	0.0	0.0	0.0	0.0	0.0	0.0
Alberta Residential		0.0	0.0	0.0	0.0	0.0	0.0	0.0	0.0	0.0	0.0	0.0	0.0	0.0
Alberta Elec.Generation		0.0	0.0	0.0	0.0	0.0	0.0	0.0	0.0	0.0	0.0	0.0	0.0	0.0
Shrinkage Acid Gas		0.0	0.0	0.0	0.0	0.0	0.0	0.0	0.0	0.0	0.0	0.0	0.0	0.0
Other products		0.0	0.0	0.0	1.2	0.0	0.0	0.0	0.0	0.0	2.3	0.0	0.0	3.5
Fuel		103.0	0.0	58.0	132.1	148.3	131.5	109.0	149.0	85.4	171.7	177.3	178.7	1,444.0
Flared		0.0	0.0	0.0	0.0	0.0	0.0	0.0	0.0	0.0	0.0	0.0	0.0	0.0
Vented		0.0	0.0	0.0	0.0	0.0	0.0	0.0	0.0	0.0	0.0	0.0	0.0	0.0
Diff and Other		0.1	20.9	0.0	10.6	-4.2	7.2	63.7	20.7	6.4	1.6	2.4	0.4	129.8
Process and Frac														
Pentanes Plus		0.0	0.0	0.0	6.0	0.0	0.0	0.0	0.0	0.0	11.3	0.0	0.0	17.3
Propane		0.0	0.0	0.0	0.0	0.0	0.0	0.0	0.0	0.0	0.0	0.0	0.0	0.0
Butanes		0.0	0.0	0.0	0.0	0.0	0.0	0.0	0.0	0.0	0.0	0.0	0.0	0.0
Ethane		0.0	0.0	0.0	0.0	0.0	0.0	0.0	0.0	0.0	0.0	0.0	0.0	0.0
NGL		0.0	0.0	0.0	0.0	0.0	0.0	0.0	0.0	0.0	0.0	0.0	0.0	0.0
Sulphur		0.0	0.0	0.0	0.0	0.0	0.0	0.0	0.0	0.0	0.0	0.0	0.0	0.0
Sulphur Closing Inv		0.0	0.0	0.0	0.0	0.0	0.0	0.0	0.0	0.0	0.0	0.0	0.0	0.0

Unit of Measurement: Gas and Gas equivalent products: 1000m3, Liquids: m3, Sulphur: MTS

VPR6200

Facility ID ABGS0127239

Facility Name PARA KARR 06-18 COMPRESSOR

Facility Licence # 42073

Facility Operator OAW4 PARA

Production Month	201701	201702	201703	201704	201705	201706	201707	201708	201709	201710	201711	201712	Totals
Receipts													
Receipts from Alberta Facilities	17,885.3	21,461.8	31,027.5	12,903.2	33,310.6	43,193.2	60,699.1	26,887.6	63,723.3	77,016.2	67,553.3	66,460.0	522,121.1
Receipts from Non-Alberta Facilities	0.0	0.0	0.0	0.0	0.0	0.0	0.0	0.0	0.0	0.0	0.0	0.0	0.0
Dispositions													
Disposition													
Battery	0.0	0.0	0.0	0.0	0.0	0.0	0.0	0.0	0.0	0.0	0.0	0.0	0.0
Gas Gathering System	17,277.2	20,165.0	27,967.5	11,965.0	28,546.1	39,649.4	56,210.1	24,447.6	56,500.7	66,503.1	59,009.2	58,213.2	466,454.1
Gas Plant	0.0	0.0	0.0	0.0	0.0	0.0	0.0	0.0	0.0	0.0	0.0	0.0	0.0
Injection Facility	0.0	0.0	0.0	0.0	0.0	0.0	0.0	0.0	0.0	0.0	0.0	0.0	0.0
Meter Station	0.0	0.0	0.0	0.0	0.0	0.0	0.0	0.0	0.0	0.0	0.0	0.0	0.0
Other	0.0	0.0	0.0	0.0	0.0	0.0	0.0	0.0	0.0	0.0	0.0	0.0	0.0
Alberta Commercial	0.0	0.0	0.0	0.0	0.0	0.0	0.0	0.0	0.0	0.0	0.0	0.0	0.0
Alberta Industrial	0.0	0.0	0.0	0.0	0.0	0.0	0.0	0.0	0.0	0.0	0.0	0.0	0.0
Alberta Residential	0.0	0.0	0.0	0.0	0.0	0.0	0.0	0.0	0.0	0.0	0.0	0.0	0.0
Alberta Elec.Generation	0.0	0.0	0.0	0.0	0.0	0.0	0.0	0.0	0.0	0.0	0.0	0.0	0.0
Shrinkage													
Acid Gas	0.0	0.0	0.0	0.0	0.0	0.0	0.0	0.0	0.0	0.0	0.0	0.0	0.0
Other products	914.7	2,201.6	4,712.1	1,531.0	6,161.9	5,790.2	7,471.2	3,912.3	7,375.7	8,503.3	7,956.7	7,908.6	64,439.3
Fuel	869.3	954.6	1,341.4	552.9	1,207.8	1,721.6	2,097.2	1,134.9	2,087.9	2,439.1	2,295.3	2,285.0	18,987.0
Flared	0.0	0.0	0.0	0.0	0.0	0.0	192.4	229.4	188.5	173.1	207.2	657.8	1,648.4
Vented	0.0	0.0	0.0	0.0	0.0	0.0	0.0	0.0	0.0	0.0	0.0	0.0	0.0
Diff and Other	-1,175.9	-1,859.4	-2,993.5	-1,145.7	-2,605.2	-3,968.0	-5,271.8	-2,836.6	-2,429.5	-602.4	-1,915.1	-2,604.6	-29,407.7
Process and Frac													
Pentanes Plus	4,425.7	10,652.7	22,800.1	7,407.9	29,815.1	28,016.8	36,150.3	18,930.2	35,688.3	41,144.3	38,499.7	38,266.7	311,797.8
Propane	0.0	0.0	0.0	0.0	0.0	0.0	0.0	0.0	0.0	0.0	0.0	0.0	0.0
Butanes	0.0	0.0	0.0	0.0	0.0	0.0	0.0	0.0	0.0	0.0	0.0	0.0	0.0
Ethane	0.0	0.0	0.0	0.0	0.0	0.0	0.0	0.0	0.0	0.0	0.0	0.0	0.0
NGL	0.0	0.0	0.0	0.0	0.0	0.0	0.0	0.0	0.0	0.0	0.0	0.0	0.0
Sulphur	0.0	0.0	0.0	0.0	0.0	0.0	0.0	0.0	0.0	0.0	0.0	0.0	0.0
Sulphur Closing Inv	0.0	0.0	0.0	0.0	0.0	0.0	0.0	0.0	0.0	0.0	0.0	0.0	0.0

Unit of Measurement: Gas and Gas equivalent products: 1000m3, Liquids: m3, Sulphur: MTS

VPR6200

Facility ID ABGS0127255
 Facility Licence # 28917

Facility Name TAQA GS 11-20
 Facility Operator A2TG TQN

Production Month	201701	201702	201703	201704	201705	201706	201707	201708	201709	201710	201711	201712	Totals
Receipts													
Receipts from Alberta Facilities	1,015.5	908.2	973.4	1,045.1	1,067.4	1,007.6	1,058.6	1,038.3	898.1	1,000.4	1,019.5	982.2	12,014.3
Receipts from Non-Alberta Facilities	0.0	0.0	0.0	0.0	0.0	0.0	0.0	0.0	0.0	0.0	0.0	0.0	0.0
Dispositions													
Disposition Battery	0.0	0.0	0.0	0.0	0.0	0.0	0.0	0.0	0.0	0.0	0.0	0.0	0.0
Gas Gathering System	969.5	866.4	927.0	999.4	1,022.3	964.3	1,014.0	991.9	858.3	955.5	980.8	943.5	11,492.9
Gas Plant	0.0	0.0	0.0	0.0	0.0	0.0	0.0	0.0	0.0	0.0	0.0	0.0	0.0
Injection Facility	0.0	0.0	0.0	0.0	0.0	0.0	0.0	0.0	0.0	0.0	0.0	0.0	0.0
Meter Station	0.0	0.0	0.0	0.0	0.0	0.0	0.0	0.0	0.0	0.0	0.0	0.0	0.0
Other	0.0	0.0	0.0	0.0	0.0	0.0	0.0	0.0	0.0	0.0	0.0	0.0	0.0
Alberta Commercial	0.0	0.0	0.0	0.0	0.0	0.0	0.0	0.0	0.0	0.0	0.0	0.0	0.0
Alberta Industrial	0.0	0.0	0.0	0.0	0.0	0.0	0.0	0.0	0.0	0.0	0.0	0.0	0.0
Alberta Residential	0.0	0.0	0.0	0.0	0.0	0.0	0.0	0.0	0.0	0.0	0.0	0.0	0.0
Alberta Elec.Generation	0.0	0.0	0.0	0.0	0.0	0.0	0.0	0.0	0.0	0.0	0.0	0.0	0.0
Shrinkage Acid Gas	0.0	0.0	0.0	0.0	0.0	0.0	0.0	0.0	0.0	0.0	0.0	0.0	0.0
Other products	0.0	0.0	0.0	0.0	0.0	0.0	0.0	0.0	0.0	9.1	0.0	0.0	9.1
Fuel	46.0	41.8	46.4	45.7	45.1	43.3	44.6	45.5	38.9	37.2	37.8	38.1	510.4
Flared	0.0	0.0	0.0	0.0	0.0	0.0	0.0	0.0	0.0	0.0	0.0	0.0	0.0
Vented	0.0	0.0	0.0	0.0	0.0	0.0	0.0	0.9	0.9	1.0	0.9	0.6	4.3
Diff and Other	0.0	0.0	0.0	0.0	0.0	0.0	0.0	0.0	0.0	-2.4	0.0	0.0	-2.4
Process and Frac													
Pentanes Plus	0.0	0.0	0.0	0.0	0.0	0.0	0.0	0.0	0.0	44.1	0.0	0.0	44.1
Propane	0.0	0.0	0.0	0.0	0.0	0.0	0.0	0.0	0.0	0.0	0.0	0.0	0.0
Butanes	0.0	0.0	0.0	0.0	0.0	0.0	0.0	0.0	0.0	0.0	0.0	0.0	0.0
Ethane	0.0	0.0	0.0	0.0	0.0	0.0	0.0	0.0	0.0	0.0	0.0	0.0	0.0
NGL	0.0	0.0	0.0	0.0	0.0	0.0	0.0	0.0	0.0	0.0	0.0	0.0	0.0
Sulphur	0.0	0.0	0.0	0.0	0.0	0.0	0.0	0.0	0.0	0.0	0.0	0.0	0.0
Sulphur Closing Inv	0.0	0.0	0.0	0.0	0.0	0.0	0.0	0.0	0.0	0.0	0.0	0.0	0.0

Unit of Measurement: Gas and Gas equivalent products: 1000m3, Liquids: m3, Sulphur: MTS

VPR6200

Facility ID ABGS0127679

Facility Name TAQA GGS 16-33-46-16W5

Facility Licence # 38558

Facility Operator A2TG TQN

Production Month	201701	201702	201703	201704	201705	201706	201707	201708	201709	201710	201711	201712	Totals
Receipts													
Receipts from Alberta Facilities	6,623.5	5,974.5	6,727.4	6,518.4	6,892.0	6,507.3	6,720.5	6,601.6	6,310.0	6,777.1	6,141.3	6,163.6	77,957.2
Receipts from Non-Alberta Facilities	0.0	0.0	0.0	0.0	0.0	0.0	0.0	0.0	0.0	0.0	0.0	0.0	0.0
Dispositions													
Disposition Battery	0.0	0.0	0.0	0.0	0.0	0.0	0.0	0.0	0.0	0.0	0.0	0.0	0.0
Gas Gathering System	6,657.4	5,930.7	6,780.8	6,532.9	6,813.7	6,452.3	6,652.3	6,534.5	6,235.2	6,722.2	6,051.9	5,998.6	77,362.5
Gas Plant	0.0	0.0	0.0	0.0	0.0	0.0	0.0	0.0	0.0	0.0	0.0	0.0	0.0
Injection Facility	0.0	0.0	0.0	0.0	0.0	0.0	0.0	0.0	0.0	0.0	0.0	0.0	0.0
Meter Station	0.0	0.0	0.0	0.0	0.0	0.0	0.0	0.0	0.0	0.0	0.0	0.0	0.0
Other	0.0	0.0	0.0	0.0	0.0	0.0	0.0	0.0	0.0	0.0	0.0	0.0	0.0
Alberta Commercial	0.0	0.0	0.0	0.0	0.0	0.0	0.0	0.0	0.0	0.0	0.0	0.0	0.0
Alberta Industrial	0.0	0.0	0.0	0.0	0.0	0.0	0.0	0.0	0.0	0.0	0.0	0.0	0.0
Alberta Residential	0.0	0.0	0.0	0.0	0.0	0.0	0.0	0.0	0.0	0.0	0.0	0.0	0.0
Alberta Elec.Generation	0.0	0.0	0.0	0.0	0.0	0.0	0.0	0.0	0.0	0.0	0.0	0.0	0.0
Shrinkage Acid Gas	0.0	0.0	0.0	0.0	0.0	0.0	0.0	0.0	0.0	0.0	0.0	0.0	0.0
Other products	0.0	19.9	4.7	3.1	2.4	3.1	0.0	0.0	2.0	7.6	10.1	10.6	63.5
Fuel	225.3	207.2	219.0	202.8	207.7	199.9	218.5	207.0	199.0	210.4	200.5	206.8	2,504.1
Flared	0.0	0.0	0.0	0.0	0.0	0.0	0.0	0.0	0.0	0.0	0.0	0.0	0.0
Vented	0.7	3.1	0.8	4.5	2.0	0.0	23.5	2.0	0.4	0.4	7.5	9.2	54.1
Diff and Other	-259.9	-186.4	-277.9	-224.9	-133.8	-148.0	-173.8	-141.9	-126.6	-163.5	-128.7	-61.6	-2,027.0
Process and Frac													
Pentanes Plus	0.0	96.1	22.7	15.2	11.6	15.1	0.0	0.0	9.9	36.8	49.0	51.3	307.7
Propane	0.0	0.0	0.0	0.0	0.0	0.0	0.0	0.0	0.0	0.0	0.0	0.0	0.0
Butanes	0.0	0.0	0.0	0.0	0.0	0.0	0.0	0.0	0.0	0.0	0.0	0.0	0.0
Ethane	0.0	0.0	0.0	0.0	0.0	0.0	0.0	0.0	0.0	0.0	0.0	0.0	0.0
NGL	0.0	0.0	0.0	0.0	0.0	0.0	0.0	0.0	0.0	0.0	0.0	0.0	0.0
Sulphur	0.0	0.0	0.0	0.0	0.0	0.0	0.0	0.0	0.0	0.0	0.0	0.0	0.0
Sulphur Closing Inv	0.0	0.0	0.0	0.0	0.0	0.0	0.0	0.0	0.0	0.0	0.0	0.0	0.0

Unit of Measurement: Gas and Gas equivalent products: 1000m3, Liquids: m3, Sulphur: MTS

VPR6200

Facility ID ABGS0127694
Facility Licence # 12322

Facility Name BONAVIDA 11-36-53-15W5
Facility Operator A5RX BEC

Production Month	201701	201702	201703	201704	201705	201706	201707	201708	201709	201710	201711	201712	Totals
Receipts													
Receipts from Alberta Facilities	6,805.7	5,867.8	6,945.6	6,341.8	5,620.7	6,124.9	6,160.2	5,790.2	5,825.6	5,019.3	5,749.5	5,783.9	72,035.2
Receipts from Non-Alberta Facilities	0.0	0.0	0.0	0.0	0.0	0.0	0.0	0.0	0.0	0.0	0.0	0.0	0.0
Dispositions													
Disposition													
Battery	0.0	0.0	0.0	0.0	0.0	0.0	0.0	0.0	0.0	0.0	0.0	0.0	0.0
Gas Gathering System	6,495.7	5,567.6	6,590.4	6,024.1	5,333.1	5,838.3	5,816.0	5,444.6	5,485.2	4,727.9	5,405.1	5,430.2	68,158.2
Gas Plant	0.0	0.0	0.0	0.0	0.0	0.0	0.0	0.0	0.0	0.0	0.0	0.0	0.0
Injection Facility	0.0	0.0	0.0	0.0	0.0	0.0	0.0	0.0	0.0	0.0	0.0	0.0	0.0
Meter Station	0.0	0.0	0.0	0.0	0.0	0.0	0.0	0.0	0.0	0.0	0.0	0.0	0.0
Other	0.0	0.0	0.0	0.0	0.0	0.0	0.0	0.0	0.0	0.0	0.0	0.0	0.0
Alberta Commercial	0.0	0.0	0.0	0.0	0.0	0.0	0.0	0.0	0.0	0.0	0.0	0.0	0.0
Alberta Industrial	0.0	0.0	0.0	0.0	0.0	0.0	0.0	0.0	0.0	0.0	0.0	0.0	0.0
Alberta Residential	0.0	0.0	0.0	0.0	0.0	0.0	0.0	0.0	0.0	0.0	0.0	0.0	0.0
Alberta Elec.Generation	0.0	0.0	0.0	0.0	0.0	0.0	0.0	0.0	0.0	0.0	0.0	0.0	0.0
Shrinkage													
Acid Gas	0.0	0.0	0.0	0.0	0.0	0.0	0.0	0.0	0.0	0.0	0.0	0.0	0.0
Other products	5.4	12.5	17.6	13.2	10.6	6.7	2.3	1.6	1.4	2.4	5.2	1.2	80.1
Fuel	309.2	299.6	355.2	317.7	287.6	286.6	344.2	345.0	337.2	289.1	344.1	351.3	3,866.8
Flared	0.0	0.0	0.0	0.0	0.0	0.0	0.0	0.0	0.0	0.0	0.0	0.0	0.0
Vented	0.8	0.6	0.0	0.0	0.0	0.0	0.0	0.6	3.2	2.3	0.3	2.4	10.2
Diff and Other	-5.4	-12.5	-17.6	-13.2	-10.6	-6.7	-2.3	-1.6	-1.4	-2.4	-5.2	-1.2	-80.1
Process and Frac													
Pentanes Plus	26.1	60.4	85.0	63.9	51.1	32.4	11.0	7.8	7.0	11.5	25.2	6.0	387.4
Propane	0.0	0.0	0.0	0.0	0.0	0.0	0.0	0.0	0.0	0.0	0.0	0.0	0.0
Butanes	0.0	0.0	0.0	0.0	0.0	0.0	0.0	0.0	0.0	0.0	0.0	0.0	0.0
Ethane	0.0	0.0	0.0	0.0	0.0	0.0	0.0	0.0	0.0	0.0	0.0	0.0	0.0
NGL	0.0	0.0	0.0	0.0	0.0	0.0	0.0	0.0	0.0	0.0	0.0	0.0	0.0
Sulphur	0.0	0.0	0.0	0.0	0.0	0.0	0.0	0.0	0.0	0.0	0.0	0.0	0.0
Sulphur Closing Inv	0.0	0.0	0.0	0.0	0.0	0.0	0.0	0.0	0.0	0.0	0.0	0.0	0.0

Unit of Measurement: Gas and Gas equivalent products: 1000m3, Liquids: m3, Sulphur: MTS

VPR6200

Facility ID ABGS0127733

Facility Name TAQA WG GS 7-13-41-7W5

Facility Licence # 22855

Facility Operator A2TG TQN

Production Month	201701	201702	201703	201704	201705	201706	201707	201708	201709	201710	201711	201712	Totals
Receipts													
Receipts from Alberta Facilities	0.0	256.6	1,420.9	1,531.1	1,440.2	1,305.4	1,273.1	1,183.6	1,118.4	1,121.5	793.6	949.4	12,393.8
Receipts from Non-Alberta Facilities	0.0	0.0	0.0	0.0	0.0	0.0	0.0	0.0	0.0	0.0	0.0	0.0	0.0
Dispositions													
Disposition Battery	0.0	0.0	0.0	0.0	0.0	0.0	0.0	0.0	0.0	0.0	0.0	0.0	0.0
Gas Gathering System	0.0	271.7	1,300.3	1,407.2	1,310.3	1,171.1	1,170.0	1,064.9	999.5	985.4	712.8	864.5	11,257.7
Gas Plant	0.0	0.0	0.0	0.0	0.0	0.0	0.0	0.0	0.0	0.0	0.0	0.0	0.0
Injection Facility	0.0	0.0	0.0	0.0	0.0	0.0	0.0	0.0	0.0	0.0	0.0	0.0	0.0
Meter Station	0.0	0.0	0.0	0.0	0.0	0.0	0.0	0.0	0.0	0.0	0.0	0.0	0.0
Other	0.0	0.0	0.0	0.0	0.0	0.0	0.0	0.0	0.0	0.0	0.0	0.0	0.0
Alberta Commercial	0.0	0.0	0.0	0.0	0.0	0.0	0.0	0.0	0.0	0.0	0.0	0.0	0.0
Alberta Industrial	0.0	0.0	0.0	0.0	0.0	0.0	0.0	0.0	0.0	0.0	0.0	0.0	0.0
Alberta Residential	0.0	0.0	0.0	0.0	0.0	0.0	0.0	0.0	0.0	0.0	0.0	0.0	0.0
Alberta Elec.Generation	0.0	0.0	0.0	0.0	0.0	0.0	0.0	0.0	0.0	0.0	0.0	0.0	0.0
Shrinkage Acid Gas	0.0	0.0	0.0	0.0	0.0	0.0	0.0	0.0	0.0	0.0	0.0	0.0	0.0
Other products	0.0	0.0	3.4	0.6	17.1	13.4	13.4	11.0	11.3	12.9	10.0	1.4	94.5
Fuel	0.0	9.9	43.2	50.3	49.7	44.3	45.8	44.9	43.8	47.7	31.1	35.3	446.0
Flared	0.0	0.0	0.0	0.0	0.0	0.0	0.0	0.0	0.0	0.0	0.0	0.0	0.0
Vented	0.0	0.2	0.5	1.0	0.0	0.0	0.0	0.0	0.0	0.0	0.0	0.0	1.7
Diff and Other	0.0	-25.2	73.5	72.0	63.1	76.6	43.9	62.8	63.8	75.5	39.7	48.2	593.9
Process and Frac													
Pentanes Plus	0.0	0.0	16.3	2.7	82.5	64.8	64.6	53.1	54.8	62.6	48.5	6.8	456.7
Propane	0.0	0.0	0.0	0.0	0.0	0.0	0.0	0.0	0.0	0.0	0.0	0.0	0.0
Butanes	0.0	0.0	0.0	0.0	0.0	0.0	0.0	0.0	0.0	0.0	0.0	0.0	0.0
Ethane	0.0	0.0	0.0	0.0	0.0	0.0	0.0	0.0	0.0	0.0	0.0	0.0	0.0
NGL	0.0	0.0	0.0	0.0	0.0	0.0	0.0	0.0	0.0	0.0	0.0	0.0	0.0
Sulphur	0.0	0.0	0.0	0.0	0.0	0.0	0.0	0.0	0.0	0.0	0.0	0.0	0.0
Sulphur Closing Inv	0.0	0.0	0.0	0.0	0.0	0.0	0.0	0.0	0.0	0.0	0.0	0.0	0.0

VPR6200

Facility ID ABGS0128240

Facility Name WILDHAY 13-24-055-25W5

Facility Licence # 25501

Facility Operator OHE9 CNRL

Production Month	201701	201702	201703	201704	201705	201706	201707	201708	201709	201710	201711	201712	Totals
Receipts													
Receipts from Alberta Facilities	29,962.9	26,357.0	28,271.8	26,307.6	26,932.8	25,666.2	26,135.7	24,613.5	23,930.1	23,834.7	22,799.2	23,986.6	308,798.1
Receipts from Non-Alberta Facilities	0.0	0.0	0.0	0.0	0.0	0.0	0.0	0.0	0.0	0.0	0.0	0.0	0.0
Dispositions													
Disposition													
Battery	0.0	0.0	0.0	0.0	0.0	0.0	0.0	0.0	0.0	0.0	0.0	0.0	0.0
Gas Gathering System	29,901.2	26,327.7	28,166.5	26,279.7	26,730.8	25,477.9	26,024.3	24,573.9	23,965.3	23,856.0	22,775.7	23,864.2	307,943.2
Gas Plant	0.0	0.0	0.0	0.0	0.0	0.0	0.0	0.0	0.0	0.0	0.0	0.0	0.0
Injection Facility	0.0	0.0	0.0	0.0	0.0	0.0	0.0	0.0	0.0	0.0	0.0	0.0	0.0
Meter Station	0.0	0.0	0.0	0.0	0.0	0.0	0.0	0.0	0.0	0.0	0.0	0.0	0.0
Other	0.0	0.0	0.0	0.0	0.0	0.0	0.0	0.0	0.0	0.0	0.0	0.0	0.0
Alberta Commercial	0.0	0.0	0.0	0.0	0.0	0.0	0.0	0.0	0.0	0.0	0.0	0.0	0.0
Alberta Industrial	0.0	0.0	0.0	0.0	0.0	0.0	0.0	0.0	0.0	0.0	0.0	0.0	0.0
Alberta Residential	0.0	0.0	0.0	0.0	0.0	0.0	0.0	0.0	0.0	0.0	0.0	0.0	0.0
Alberta Elec.Generation	0.0	0.0	0.0	0.0	0.0	0.0	0.0	0.0	0.0	0.0	0.0	0.0	0.0
Shrinkage													
Acid Gas	0.0	0.0	0.0	0.0	0.0	0.0	0.0	0.0	0.0	0.0	0.0	0.0	0.0
Other products	11.4	4.7	4.3	3.7	4.5	5.2	3.9	1.9	4.6	10.5	2.0	5.5	62.2
Fuel	1,066.7	952.8	1,031.8	990.2	1,037.4	941.3	1,031.6	888.0	838.8	839.0	803.7	849.8	11,271.1
Flared	1.0	0.7	0.3	0.3	2.6	0.7	0.0	1.1	1.1	0.9	0.6	0.0	9.3
Vented	0.2	0.0	0.0	0.0	0.0	0.0	0.0	0.0	0.0	0.0	0.0	0.0	0.2
Diff and Other	-1,017.6	-928.9	-931.1	-966.3	-842.5	-758.9	-924.1	-851.4	-879.7	-871.7	-782.8	-732.9	-10,487.9
Process and Frac													
Pentanes Plus	55.1	22.8	20.9	18.0	21.6	25.4	18.9	9.2	22.4	50.6	9.5	26.4	300.8
Propane	0.0	0.0	0.0	0.0	0.0	0.0	0.0	0.0	0.0	0.0	0.0	0.0	0.0
Butanes	0.0	0.0	0.0	0.0	0.0	0.0	0.0	0.0	0.0	0.0	0.0	0.0	0.0
Ethane	0.0	0.0	0.0	0.0	0.0	0.0	0.0	0.0	0.0	0.0	0.0	0.0	0.0
NGL	0.0	0.0	0.0	0.0	0.0	0.0	0.0	0.0	0.0	0.0	0.0	0.0	0.0
Sulphur	0.0	0.0	0.0	0.0	0.0	0.0	0.0	0.0	0.0	0.0	0.0	0.0	0.0
Sulphur Closing Inv	0.0	0.0	0.0	0.0	0.0	0.0	0.0	0.0	0.0	0.0	0.0	0.0	0.0

VPR6200

Facility ID ABGS0128342

Facility Name TOURMALINE 08-10-057-27W5 GGS

Facility Licence # 45967

Facility Operator A573 TOURMALINE

Production Month	201701	201702	201703	201704	201705	201706	201707	201708	201709	201710	201711	201712	Totals
Receipts													
Receipts from Alberta Facilities	33,160.0	31,564.0	37,741.4	33,230.3	32,493.8	29,840.1	29,066.4	24,821.3	17,312.4	25,556.1	23,528.2	24,361.5	342,675.5
Receipts from Non-Alberta Facilities	0.0	0.0	0.0	0.0	0.0	0.0	0.0	0.0	0.0	0.0	0.0	0.0	0.0
Dispositions													
Disposition Battery	0.0	0.0	0.0	0.0	0.0	0.0	0.0	0.0	0.0	0.0	0.0	0.0	0.0
Gas Gathering System	32,751.4	31,441.4	37,635.3	32,992.3	32,260.5	29,561.4	28,755.7	25,325.8	17,209.4	25,373.7	23,222.5	23,959.8	340,489.2
Gas Plant	0.0	0.0	0.0	0.0	0.0	0.0	0.0	0.0	0.0	0.0	0.0	0.0	0.0
Injection Facility	0.0	0.0	0.0	0.0	0.0	0.0	0.0	0.0	0.0	0.0	0.0	0.0	0.0
Meter Station	0.0	0.0	0.0	0.0	0.0	0.0	0.0	0.0	0.0	0.0	0.0	0.0	0.0
Other	0.0	0.0	0.0	0.0	0.0	0.0	0.0	0.0	0.0	0.0	0.0	0.0	0.0
Alberta Commercial	0.0	0.0	0.0	0.0	0.0	0.0	0.0	0.0	0.0	0.0	0.0	0.0	0.0
Alberta Industrial	0.0	0.0	0.0	0.0	0.0	0.0	0.0	0.0	0.0	0.0	0.0	0.0	0.0
Alberta Residential	0.0	0.0	0.0	0.0	0.0	0.0	0.0	0.0	0.0	0.0	0.0	0.0	0.0
Alberta Elec.Generation	0.0	0.0	0.0	0.0	0.0	0.0	0.0	0.0	0.0	0.0	0.0	0.0	0.0
Shrinkage Acid Gas	0.0	0.0	0.0	0.0	0.0	0.0	0.0	0.0	0.0	0.0	0.0	0.0	0.0
Other products	0.0	0.0	0.0	106.0	0.0	0.0	16.5	106.4	0.0	0.0	0.0	0.0	228.9
Fuel	1,104.1	671.9	758.1	733.1	723.5	637.0	610.7	593.9	453.9	652.3	612.6	641.5	8,192.6
Flared	0.0	0.0	0.0	0.0	0.0	0.0	0.0	0.0	0.3	0.1	0.1	0.4	0.9
Vented	0.0	0.0	0.0	0.0	0.0	0.0	0.0	0.0	0.2	0.1	0.0	0.2	0.5
Diff and Other	-695.5	-549.3	-652.0	-601.1	-490.2	-358.3	-316.5	-1,204.8	-351.4	-470.1	-307.0	-240.4	-6,236.6
Process and Frac													
Pentanes Plus	0.0	0.0	0.0	512.8	0.0	0.0	80.0	514.9	0.0	0.0	0.0	0.0	1,107.7
Propane	0.0	0.0	0.0	0.0	0.0	0.0	0.0	0.0	0.0	0.0	0.0	0.0	0.0
Butanes	0.0	0.0	0.0	0.0	0.0	0.0	0.0	0.0	0.0	0.0	0.0	0.0	0.0
Ethane	0.0	0.0	0.0	0.0	0.0	0.0	0.0	0.0	0.0	0.0	0.0	0.0	0.0
NGL	0.0	0.0	0.0	0.0	0.0	0.0	0.0	0.0	0.0	0.0	0.0	0.0	0.0
Sulphur	0.0	0.0	0.0	0.0	0.0	0.0	0.0	0.0	0.0	0.0	0.0	0.0	0.0
Sulphur Closing Inv	0.0	0.0	0.0	0.0	0.0	0.0	0.0	0.0	0.0	0.0	0.0	0.0	0.0

VPR6200

Facility ID ABGS0128592

Facility Name Edson 07-03-53-15w5

Facility Licence # 37464

Facility Operator A5RX BEC

Production Month	201701	201702	201703	201704	201705	201706	201707	201708	201709	201710	201711	201712	Totals
Receipts													
Receipts from Alberta Facilities	453.9	325.4	352.1	395.5	390.7	401.4	387.6	382.6	462.1	470.8	491.8	475.0	4,988.9
Receipts from Non-Alberta Facilities	0.0	0.0	0.0	0.0	0.0	0.0	0.0	0.0	0.0	0.0	0.0	0.0	0.0
Dispositions													
Disposition	Battery	0.0	0.0	0.0	0.0	0.0	0.0	0.0	0.0	0.0	0.0	0.0	0.0
	Gas Gathering System	439.9	312.8	337.9	381.7	376.4	387.6	373.3	368.3	448.3	456.5	478.0	4,821.4
	Gas Plant	0.0	0.0	0.0	0.0	0.0	0.0	0.0	0.0	0.0	0.0	0.0	0.0
	Injection Facility	0.0	0.0	0.0	0.0	0.0	0.0	0.0	0.0	0.0	0.0	0.0	0.0
	Meter Station	0.0	0.0	0.0	0.0	0.0	0.0	0.0	0.0	0.0	0.0	0.0	0.0
	Other	0.0	0.0	0.0	0.0	0.0	0.0	0.0	0.0	0.0	0.0	0.0	0.0
	Alberta Commercial	0.0	0.0	0.0	0.0	0.0	0.0	0.0	0.0	0.0	0.0	0.0	0.0
	Alberta Industrial	0.0	0.0	0.0	0.0	0.0	0.0	0.0	0.0	0.0	0.0	0.0	0.0
	Alberta Residential	0.0	0.0	0.0	0.0	0.0	0.0	0.0	0.0	0.0	0.0	0.0	0.0
	Alberta Elec.Generation	0.0	0.0	0.0	0.0	0.0	0.0	0.0	0.0	0.0	0.0	0.0	0.0
Shrinkage	Acid Gas	0.0	0.0	0.0	0.0	0.0	0.0	0.0	0.0	0.0	0.0	0.0	0.0
	Other products	0.3	0.0	0.0	0.0	0.0	0.4	0.0	0.0	0.0	0.0	0.0	0.7
Fuel		14.0	12.6	14.2	13.8	14.3	13.8	14.3	14.3	13.8	14.3	13.8	167.5
Flared		0.0	0.0	0.0	0.0	0.0	0.0	0.0	0.0	0.0	0.0	0.0	0.0
Vented		0.0	0.0	0.0	0.0	0.0	0.0	0.0	0.0	0.0	0.0	0.0	0.0
Diff and Other		-0.3	0.0	0.0	0.0	0.0	-0.4	0.0	0.0	0.0	0.0	0.0	-0.7
Process and Frac													
	Pentanes Plus	1.6	0.0	0.0	0.0	0.0	2.1	0.0	0.0	0.0	0.0	0.0	3.7
	Propane	0.0	0.0	0.0	0.0	0.0	0.0	0.0	0.0	0.0	0.0	0.0	0.0
	Butanes	0.0	0.0	0.0	0.0	0.0	0.0	0.0	0.0	0.0	0.0	0.0	0.0
	Ethane	0.0	0.0	0.0	0.0	0.0	0.0	0.0	0.0	0.0	0.0	0.0	0.0
	NGL	0.0	0.0	0.0	0.0	0.0	0.0	0.0	0.0	0.0	0.0	0.0	0.0
	Sulphur	0.0	0.0	0.0	0.0	0.0	0.0	0.0	0.0	0.0	0.0	0.0	0.0
	Sulphur Closing Inv	0.0	0.0	0.0	0.0	0.0	0.0	0.0	0.0	0.0	0.0	0.0	0.0

Unit of Measurement: Gas and Gas equivalent products: 1000m3, Liquids: m3, Sulphur: MTS

VPR6200

Facility ID ABGS0128740

Facility Name PINE CREEK 12-2-56-19

Facility Licence # 44109

Facility Operator A5RX BEC

Production Month	201701	201702	201703	201704	201705	201706	201707	201708	201709	201710	201711	201712	Totals
Receipts													
Receipts from Alberta Facilities	10,289.2	9,739.5	16,278.0	16,350.4	16,464.8	16,724.4	14,946.4	17,416.8	15,534.1	16,127.8	16,787.6	16,573.3	183,232.3
Receipts from Non-Alberta Facilities	0.0	0.0	0.0	0.0	0.0	0.0	0.0	0.0	0.0	0.0	0.0	0.0	0.0
Dispositions													
Disposition Battery	0.0	0.0	0.0	0.0	0.0	0.0	0.0	0.0	0.0	0.0	0.0	0.0	0.0
Gas Gathering System	10,015.0	9,437.9	15,507.5	15,546.8	15,828.1	16,009.7	14,290.5	16,810.1	14,751.8	14,669.3	15,946.1	15,604.3	174,417.1
Gas Plant	0.0	0.0	0.0	0.0	0.0	0.0	0.0	0.0	0.0	0.0	0.0	0.0	0.0
Injection Facility	0.0	0.0	0.0	0.0	0.0	0.0	0.0	0.0	0.0	0.0	0.0	0.0	0.0
Meter Station	0.0	0.0	0.0	0.0	0.0	0.0	0.0	0.0	0.0	0.0	0.0	0.0	0.0
Other	0.0	0.0	0.0	0.0	0.0	0.0	0.0	0.0	0.0	0.0	0.0	0.0	0.0
Alberta Commercial	0.0	0.0	0.0	0.0	0.0	0.0	0.0	0.0	0.0	0.0	0.0	0.0	0.0
Alberta Industrial	0.0	0.0	0.0	0.0	0.0	0.0	0.0	0.0	0.0	0.0	0.0	0.0	0.0
Alberta Residential	0.0	0.0	0.0	0.0	0.0	0.0	0.0	0.0	0.0	0.0	0.0	0.0	0.0
Alberta Elec.Generation	0.0	0.0	0.0	0.0	0.0	0.0	0.0	0.0	0.0	0.0	0.0	0.0	0.0
Shrinkage Acid Gas	0.0	0.0	0.0	0.0	0.0	0.0	0.0	0.0	0.0	0.0	0.0	0.0	0.0
Other products	27.4	26.1	11.2	11.2	30.2	1.2	23.8	5.1	5.1	41.5	41.5	27.9	252.2
Fuel	456.2	443.3	681.7	679.6	662.8	627.7	583.8	666.2	600.4	653.6	692.0	706.2	7,453.5
Flared	0.0	0.0	0.0	0.0	0.0	0.0	0.0	0.0	0.0	0.0	0.0	0.0	0.0
Vented	2.4	5.2	6.1	2.0	2.0	10.0	2.6	1.0	3.2	2.8	0.6	2.4	40.3
Diff and Other	-211.8	-173.0	71.5	110.8	-58.3	75.8	45.7	-65.6	173.6	760.6	107.4	232.5	1,069.2
Process and Frac													
Pentanes Plus	132.7	126.1	54.4	54.1	146.2	5.9	115.2	24.7	24.5	201.0	201.0	135.0	1,220.8
Propane	0.0	0.0	0.0	0.0	0.0	0.0	0.0	0.0	0.0	0.0	0.0	0.0	0.0
Butanes	0.0	0.0	0.0	0.0	0.0	0.0	0.0	0.0	0.0	0.0	0.0	0.0	0.0
Ethane	0.0	0.0	0.0	0.0	0.0	0.0	0.0	0.0	0.0	0.0	0.0	0.0	0.0
NGL	0.0	0.0	0.0	0.0	0.0	0.0	0.0	0.0	0.0	0.0	0.0	0.0	0.0
Sulphur	0.0	0.0	0.0	0.0	0.0	0.0	0.0	0.0	0.0	0.0	0.0	0.0	0.0
Sulphur Closing Inv	0.0	0.0	0.0	0.0	0.0	0.0	0.0	0.0	0.0	0.0	0.0	0.0	0.0

Unit of Measurement: Gas and Gas equivalent products: 1000m3, Liquids: m3, Sulphur: MTS

VPR6200

Facility ID ABGS0129930

Facility Name Apache Willesden Green 11-19 GGS

Facility Licence # 28452

Facility Operator OAW4 PARA

Production Month	201701	201702	201703	201704	201705	201706	201707	201708	201709	201710	201711	201712	Totals
Receipts													
Receipts from Alberta Facilities	9,466.4	8,248.6	8,878.4	8,638.3	8,567.7	8,173.0	8,147.4	8,057.8	7,177.8	7,085.9	6,750.7	7,595.7	96,787.7
Receipts from Non-Alberta Facilities	0.0	0.0	0.0	0.0	0.0	0.0	0.0	0.0	0.0	0.0	0.0	0.0	0.0
Dispositions													
Disposition Battery	0.0	0.0	0.0	0.0	0.0	0.0	0.0	0.0	0.0	0.0	0.0	0.0	0.0
Gas Gathering System	9,220.8	8,035.6	8,611.7	8,435.9	8,387.7	7,884.8	7,870.7	7,664.1	6,824.1	6,839.6	6,457.2	7,203.1	93,435.3
Gas Plant	0.0	0.0	0.0	0.0	0.0	0.0	0.0	0.0	0.0	0.0	0.0	0.0	0.0
Injection Facility	0.0	0.0	0.0	0.0	0.0	0.0	0.0	0.0	0.0	0.0	0.0	0.0	0.0
Meter Station	0.0	0.0	0.0	0.0	0.0	0.0	0.0	0.0	0.0	0.0	0.0	0.0	0.0
Other	0.0	0.0	0.0	0.0	0.0	0.0	0.0	0.0	0.0	0.0	0.0	0.0	0.0
Alberta Commercial	0.0	0.0	0.0	0.0	0.0	0.0	0.0	0.0	0.0	0.0	0.0	0.0	0.0
Alberta Industrial	0.0	0.0	0.0	0.0	0.0	0.0	0.0	0.0	0.0	0.0	0.0	0.0	0.0
Alberta Residential	0.0	0.0	0.0	0.0	0.0	0.0	0.0	0.0	0.0	0.0	0.0	0.0	0.0
Alberta Elec.Generation	0.0	0.0	0.0	0.0	0.0	0.0	0.0	0.0	0.0	0.0	0.0	0.0	0.0
Shrinkage Acid Gas	0.0	0.0	0.0	0.0	0.0	0.0	0.0	0.0	0.0	0.0	0.0	0.0	0.0
Other products	21.0	7.0	14.1	12.1	40.9	48.7	5.4	14.9	1.9	3.9	0.0	8.1	178.0
Fuel	379.5	333.6	362.7	353.4	354.0	341.7	336.4	331.9	282.7	238.0	229.6	296.8	3,840.3
Flared	1.4	0.8	0.2	0.3	9.4	1.3	1.6	0.2	1.3	6.5	0.9	1.7	25.6
Vented	0.0	0.0	0.0	0.0	1.5	1.8	0.1	0.5	0.1	0.1	0.0	0.3	4.4
Diff and Other	-156.3	-128.4	-110.3	-163.4	-225.8	-105.3	-66.8	46.2	67.7	-2.2	63.0	85.7	-695.9
Process and Frac													
Pentanes Plus	101.7	34.0	68.1	58.4	197.8	235.5	26.2	72.3	9.3	19.0	0.0	39.1	861.4
Propane	0.0	0.0	0.0	0.0	0.0	0.0	0.0	0.0	0.0	0.0	0.0	0.0	0.0
Butanes	0.0	0.0	0.0	0.0	0.0	0.0	0.0	0.0	0.0	0.0	0.0	0.0	0.0
Ethane	0.0	0.0	0.0	0.0	0.0	0.0	0.0	0.0	0.0	0.0	0.0	0.0	0.0
NGL	0.0	0.0	0.0	0.0	0.0	0.0	0.0	0.0	0.0	0.0	0.0	0.0	0.0
Sulphur	0.0	0.0	0.0	0.0	0.0	0.0	0.0	0.0	0.0	0.0	0.0	0.0	0.0
Sulphur Closing Inv	0.0	0.0	0.0	0.0	0.0	0.0	0.0	0.0	0.0	0.0	0.0	0.0	0.0

Unit of Measurement: Gas and Gas equivalent products: 1000m3, Liquids: m3, Sulphur: MTS

VPR6200

Facility ID ABGS0130088

Facility Name PARA 04-31-063-04W6 GGS

Facility Licence # 35576

Facility Operator A54C 7GEN

Production Month	201701	201702	201703	201704	201705	201706	201707	201708	201709	201710	201711	201712	Totals
	SHUTIN	SHUTIN	SHUTIN	SHUTIN									
Receipts													
Receipts from Alberta Facilities	0.0	0.0	0.0	0.0	5,488.9	6,271.1	6,224.3	5,670.1	6,157.1	4,954.3	5,789.9	6,106.0	46,661.7
Receipts from Non-Alberta Facilities	0.0	0.0	0.0	0.0	0.0	0.0	0.0	0.0	0.0	0.0	0.0	0.0	0.0
Dispositions													
Disposition													
Battery	0.0	0.0	0.0	0.0	0.0	0.0	0.0	0.0	0.0	0.0	0.0	0.0	0.0
Gas Gathering System	0.0	0.0	0.0	0.0	5,279.8	6,235.7	6,191.9	5,642.2	5,984.3	4,925.4	5,755.1	6,070.0	46,084.4
Gas Plant	0.0	0.0	0.0	0.0	0.0	0.0	0.0	0.0	0.0	0.0	0.0	0.0	0.0
Injection Facility	0.0	0.0	0.0	0.0	0.0	0.0	0.0	0.0	0.0	0.0	0.0	0.0	0.0
Meter Station	0.0	0.0	0.0	0.0	0.0	0.0	0.0	0.0	0.0	0.0	0.0	0.0	0.0
Other	0.0	0.0	0.0	0.0	0.0	0.0	0.0	0.0	0.0	0.0	0.0	0.0	0.0
Alberta Commercial	0.0	0.0	0.0	0.0	0.0	0.0	0.0	0.0	0.0	0.0	0.0	0.0	0.0
Alberta Industrial	0.0	0.0	0.0	0.0	0.0	0.0	0.0	0.0	0.0	0.0	0.0	0.0	0.0
Alberta Residential	0.0	0.0	0.0	0.0	0.0	0.0	0.0	0.0	0.0	0.0	0.0	0.0	0.0
Alberta Elec.Generation	0.0	0.0	0.0	0.0	0.0	0.0	0.0	0.0	0.0	0.0	0.0	0.0	0.0
Shrinkage													
Acid Gas	0.0	0.0	0.0	0.0	0.0	0.0	0.0	0.0	0.0	0.0	0.0	0.0	0.0
Other products	0.0	0.0	0.0	0.0	31.3	39.5	37.3	42.7	41.2	29.0	34.8	36.2	292.0
Fuel	0.0	0.0	0.0	0.0	0.0	0.0	0.0	0.0	0.0	0.0	0.0	0.0	0.0
Flared	0.0	0.0	0.0	0.0	0.0	0.0	0.0	0.0	0.0	0.0	0.0	0.0	0.0
Vented	0.0	0.0	0.0	0.0	0.0	0.0	0.2	0.0	0.0	0.0	0.0	0.0	0.2
Diff and Other	0.0	0.0	0.0	0.0	177.8	-4.1	-5.1	-14.8	131.6	-0.1	0.0	-0.2	285.1
Process and Frac													
Pentanes Plus	0.0	0.0	0.0	0.0	151.5	191.2	180.5	206.6	199.5	140.3	168.3	175.0	1,412.9
Propane	0.0	0.0	0.0	0.0	0.0	0.0	0.0	0.0	0.0	0.0	0.0	0.0	0.0
Butanes	0.0	0.0	0.0	0.0	0.0	0.0	0.0	0.0	0.0	0.0	0.0	0.0	0.0
Ethane	0.0	0.0	0.0	0.0	0.0	0.0	0.0	0.0	0.0	0.0	0.0	0.0	0.0
NGL	0.0	0.0	0.0	0.0	0.0	0.0	0.0	0.0	0.0	0.0	0.0	0.0	0.0
Sulphur	0.0	0.0	0.0	0.0	0.0	0.0	0.0	0.0	0.0	0.0	0.0	0.0	0.0
Sulphur Closing Inv	0.0	0.0	0.0	0.0	0.0	0.0	0.0	0.0	0.0	0.0	0.0	0.0	0.0

VPR6200

Facility ID ABGS0130196

Facility Name Orlen Kakwa 16-07-063-05W6 GGS

Facility Licence # 46377

Facility Operator A2DE OUC

Production Month	201701	201702	201703	201704	201705	201706	201707	201708	201709	201710	201711	201712	Totals
Receipts													
Receipts from Alberta Facilities	18,514.5	15,788.8	14,110.9	13,757.6	17,223.1	16,654.2	20,049.9	19,979.8	21,626.5	21,202.1	20,910.8	19,363.6	219,181.8
Receipts from Non-Alberta Facilities	0.0	0.0	0.0	0.0	0.0	0.0	0.0	0.0	0.0	0.0	0.0	0.0	0.0
Dispositions													
Disposition													
Battery	0.0	0.0	0.0	0.0	0.0	0.0	0.0	0.0	0.0	0.0	0.0	0.0	0.0
Gas Gathering System	16,936.3	14,505.6	12,828.5	0.0	0.0	0.0	0.0	0.0	0.0	0.0	0.0	0.0	44,270.4
Gas Plant	0.0	0.0	0.0	11,600.1	17,223.1	16,654.2	20,049.9	19,979.8	21,626.5	21,202.1	20,910.8	19,363.6	168,610.1
Injection Facility	0.0	0.0	0.0	0.0	0.0	0.0	0.0	0.0	0.0	0.0	0.0	0.0	0.0
Meter Station	0.0	0.0	0.0	0.0	0.0	0.0	0.0	0.0	0.0	0.0	0.0	0.0	0.0
Other	0.0	0.0	0.0	0.0	0.0	0.0	0.0	0.0	0.0	0.0	0.0	0.0	0.0
Alberta Commercial	0.0	0.0	0.0	0.0	0.0	0.0	0.0	0.0	0.0	0.0	0.0	0.0	0.0
Alberta Industrial	0.0	0.0	0.0	0.0	0.0	0.0	0.0	0.0	0.0	0.0	0.0	0.0	0.0
Alberta Residential	0.0	0.0	0.0	0.0	0.0	0.0	0.0	0.0	0.0	0.0	0.0	0.0	0.0
Alberta Elec.Generation	0.0	0.0	0.0	0.0	0.0	0.0	0.0	0.0	0.0	0.0	0.0	0.0	0.0
Shrinkage													
Acid Gas	0.0	0.0	0.0	0.0	0.0	0.0	0.0	0.0	0.0	0.0	0.0	0.0	0.0
Other products	2,893.4	2,483.8	2,158.5	2,157.5	0.0	0.0	0.0	0.0	0.0	0.0	0.0	0.0	9,693.2
Fuel	951.2	812.1	821.6	0.0	0.0	0.0	0.0	0.0	0.0	0.0	0.0	0.0	2,584.9
Flared	4.8	27.2	5.5	0.0	0.0	0.0	0.0	0.0	0.0	0.0	0.0	0.0	37.5
Vented	1.1	1.0	1.1	0.0	0.0	0.0	0.0	0.0	0.0	0.0	0.0	0.0	3.2
Diff and Other	-2,272.3	-2,040.9	-1,704.3	0.0	0.0	0.0	0.0	0.0	0.0	0.0	0.0	0.0	-6,017.5
Process and Frac													
Pentanes Plus	13,999.9	12,018.2	10,444.0	10,439.5	0.0	0.0	0.0	0.0	0.0	0.0	0.0	0.0	46,901.6
Propane	0.0	0.0	0.0	0.0	0.0	0.0	0.0	0.0	0.0	0.0	0.0	0.0	0.0
Butanes	0.0	0.0	0.0	0.0	0.0	0.0	0.0	0.0	0.0	0.0	0.0	0.0	0.0
Ethane	0.0	0.0	0.0	0.0	0.0	0.0	0.0	0.0	0.0	0.0	0.0	0.0	0.0
NGL	0.0	0.0	0.0	0.0	0.0	0.0	0.0	0.0	0.0	0.0	0.0	0.0	0.0
Sulphur	0.0	0.0	0.0	0.0	0.0	0.0	0.0	0.0	0.0	0.0	0.0	0.0	0.0
Sulphur Closing Inv	0.0	0.0	0.0	0.0	0.0	0.0	0.0	0.0	0.0	0.0	0.0	0.0	0.0

Unit of Measurement: Gas and Gas equivalent products: 1000m3, Liquids: m3, Sulphur: MTS

VPR6200

Facility ID ABGS0130269

Facility Name FERRIER13-5-45-9W5 compressor stn

Facility Licence # 46345

Facility Operator A5E0 BELLATRIX

Production Month	201701	201702	201703	201704	201705	201706	201707	201708	201709	201710	201711	201712	Totals
Receipts													
Receipts from Alberta Facilities	70,581.4	85,437.6	109,959.6	95,391.5	102,099.0	102,160.8	104,184.9	107,555.0	103,997.8	95,940.3	95,693.5	94,830.4	1,167,831.8
Receipts from Non-Alberta Facilities	0.0	0.0	0.0	0.0	0.0	0.0	0.0	0.0	0.0	0.0	0.0	0.0	0.0
Dispositions													
Disposition													
Battery	0.0	0.0	0.0	0.0	0.0	0.0	0.0	0.0	0.0	0.0	0.0	0.0	0.0
Gas Gathering System	69,182.8	83,640.2	107,682.8	93,022.4	101,380.7	100,169.8	101,688.8	104,788.3	102,427.3	94,219.5	94,035.6	92,502.9	1,144,741.1
Gas Plant	0.0	0.0	0.0	0.0	0.0	0.0	0.0	0.0	0.0	0.0	0.0	0.0	0.0
Injection Facility	0.0	0.0	0.0	0.0	0.0	0.0	0.0	0.0	0.0	0.0	0.0	0.0	0.0
Meter Station	0.0	0.0	0.0	0.0	0.0	0.0	0.0	0.0	0.0	0.0	0.0	0.0	0.0
Other	0.0	0.0	0.0	0.0	0.0	0.0	0.0	0.0	0.0	0.0	0.0	0.0	0.0
Alberta Commercial	0.0	0.0	0.0	0.0	0.0	0.0	0.0	0.0	0.0	0.0	0.0	0.0	0.0
Alberta Industrial	0.0	0.0	0.0	0.0	0.0	0.0	0.0	0.0	0.0	0.0	0.0	0.0	0.0
Alberta Residential	0.0	0.0	0.0	0.0	0.0	0.0	0.0	0.0	0.0	0.0	0.0	0.0	0.0
Alberta Elec.Generation	0.0	0.0	0.0	0.0	0.0	0.0	0.0	0.0	0.0	0.0	0.0	0.0	0.0
Shrinkage													
Acid Gas	0.0	0.0	0.0	0.0	0.0	0.0	0.0	0.0	0.0	0.0	0.0	0.0	0.0
Other products	22.5	20.3	15.7	79.4	12.6	44.3	15.1	59.0	126.3	42.7	11.8	12.5	462.2
Fuel	2,699.7	3,048.5	3,622.4	3,351.4	3,574.4	3,387.3	3,580.9	3,775.6	3,394.8	3,324.5	3,304.2	3,299.6	40,363.3
Flared	22.5	11.1	26.5	11.0	14.7	36.9	66.9	56.1	62.8	64.4	51.5	48.1	472.5
Vented	0.9	1.1	1.4	4.0	0.8	9.4	4.1	3.7	6.5	2.0	1.0	1.6	36.5
Diff and Other	-1,347.0	-1,283.6	-1,389.2	-1,076.7	-2,884.2	-1,486.9	-1,170.9	-1,127.7	-2,019.9	-1,712.8	-1,710.6	-1,034.3	-18,243.8
Process and Frac													
Pentanes Plus	108.8	98.2	76.2	384.1	60.8	214.4	73.3	285.6	611.2	206.7	56.9	60.6	2,236.8
Propane	0.0	0.0	0.0	0.0	0.0	0.0	0.0	0.0	0.0	0.0	0.0	0.0	0.0
Butanes	0.0	0.0	0.0	0.0	0.0	0.0	0.0	0.0	0.0	0.0	0.0	0.0	0.0
Ethane	0.0	0.0	0.0	0.0	0.0	0.0	0.0	0.0	0.0	0.0	0.0	0.0	0.0
NGL	0.0	0.0	0.0	0.0	0.0	0.0	0.0	0.0	0.0	0.0	0.0	0.0	0.0
Sulphur	0.0	0.0	0.0	0.0	0.0	0.0	0.0	0.0	0.0	0.0	0.0	0.0	0.0
Sulphur Closing Inv	0.0	0.0	0.0	0.0	0.0	0.0	0.0	0.0	0.0	0.0	0.0	0.0	0.0

VPR6200

Facility ID ABGS0130772

Facility Name TOURMALINE 14-34 GGS

Facility Licence # 39139

Facility Operator A573 TOURMALINE

Production Month	201701	201702	201703	201704	201705	201706	201707	201708	201709	201710	201711	201712	Totals
Receipts													
Receipts from Alberta Facilities	15,472.3	13,252.3	18,626.6	20,432.5	21,593.0	22,546.7	21,002.3	17,985.4	16,844.8	17,478.7	15,630.1	15,639.3	216,504.0
Receipts from Non-Alberta Facilities	0.0	0.0	0.0	0.0	0.0	0.0	0.0	0.0	0.0	0.0	0.0	0.0	0.0
Dispositions													
Disposition Battery	0.0	0.0	0.0	0.0	0.0	0.0	0.0	0.0	0.0	0.0	0.0	0.0	0.0
Gas Gathering System	15,024.3	12,903.4	17,902.9	20,169.9	21,177.7	22,376.6	20,854.1	18,119.9	16,643.8	17,210.3	15,388.7	15,474.3	213,245.9
Gas Plant	0.0	0.0	0.0	0.0	0.0	0.0	0.0	0.0	0.0	0.0	0.0	0.0	0.0
Injection Facility	0.0	0.0	0.0	0.0	0.0	0.0	0.0	0.0	0.0	0.0	0.0	0.0	0.0
Meter Station	0.0	0.0	0.0	0.0	0.0	0.0	0.0	0.0	0.0	0.0	0.0	0.0	0.0
Other	0.0	0.0	0.0	0.0	0.0	0.0	0.0	0.0	0.0	0.0	0.0	0.0	0.0
Alberta Commercial	0.0	0.0	0.0	0.0	0.0	0.0	0.0	0.0	0.0	0.0	0.0	0.0	0.0
Alberta Industrial	0.0	0.0	0.0	0.0	0.0	0.0	0.0	0.0	0.0	0.0	0.0	0.0	0.0
Alberta Residential	0.0	0.0	0.0	0.0	0.0	0.0	0.0	0.0	0.0	0.0	0.0	0.0	0.0
Alberta Elec.Generation	0.0	0.0	0.0	0.0	0.0	0.0	0.0	0.0	0.0	0.0	0.0	0.0	0.0
Shrinkage Acid Gas	0.0	0.0	0.0	0.0	0.0	0.0	0.0	0.0	0.0	0.0	0.0	0.0	0.0
Other products	169.3	141.6	182.7	199.0	226.9	226.3	193.5	159.2	148.9	161.2	145.3	150.5	2,104.4
Fuel	356.5	286.4	342.3	387.3	383.9	0.0	384.8	344.1	350.2	375.5	308.1	304.6	3,823.7
Flared	1.4	0.0	1.1	0.0	1.2	1.2	0.0	0.3	0.1	0.1	4.3	0.0	9.7
Vented	0.3	0.0	0.7	0.0	0.7	0.7	0.0	0.2	0.2	0.1	2.0	0.0	4.9
Diff and Other	-79.5	-79.1	196.9	-323.7	-197.4	-58.1	-430.1	-638.3	-298.4	-268.5	-218.3	-290.1	-2,684.6
Process and Frac													
Pentanes Plus	819.2	685.0	884.2	963.0	1,098.0	1,094.9	936.3	770.1	720.5	779.8	703.0	728.0	10,182.0
Propane	0.0	0.0	0.0	0.0	0.0	0.0	0.0	0.0	0.0	0.0	0.0	0.0	0.0
Butanes	0.0	0.0	0.0	0.0	0.0	0.0	0.0	0.0	0.0	0.0	0.0	0.0	0.0
Ethane	0.0	0.0	0.0	0.0	0.0	0.0	0.0	0.0	0.0	0.0	0.0	0.0	0.0
NGL	0.0	0.0	0.0	0.0	0.0	0.0	0.0	0.0	0.0	0.0	0.0	0.0	0.0
Sulphur	0.0	0.0	0.0	0.0	0.0	0.0	0.0	0.0	0.0	0.0	0.0	0.0	0.0
Sulphur Closing Inv	0.0	0.0	0.0	0.0	0.0	0.0	0.0	0.0	0.0	0.0	0.0	0.0	0.0

VPR6200

Facility ID ABGS0131102

Facility Name 02-19-058-19 Gathering system

Facility Licence # 42068

Facility Operator A6HJ

Production Month	201701	201702	201703	201704	201705	201706	201707	201708	201709	201710	201711	201712	Totals
Receipts													
Receipts from Alberta Facilities	257.9	411.6	304.1	195.6	43.6	26.3	205.8	121.0	239.6	227.3	185.8	176.4	2,395.0
Receipts from Non-Alberta Facilities	0.0	0.0	0.0	0.0	0.0	0.0	0.0	0.0	0.0	0.0	0.0	0.0	0.0
Dispositions													
Disposition Battery	6.6	15.8	17.4	9.4	1.5	0.8	7.8	6.4	10.5	18.5	15.7	14.0	124.4
Gas Gathering System	222.1	411.6	246.4	159.0	38.3	23.7	171.6	102.7	199.9	184.2	158.1	154.3	2,071.9
Gas Plant	0.0	0.0	0.0	0.0	0.0	0.0	0.0	0.0	0.0	0.0	0.0	0.0	0.0
Injection Facility	0.0	0.0	0.0	0.0	0.0	0.0	0.0	0.0	0.0	0.0	0.0	0.0	0.0
Meter Station	0.0	0.0	0.0	0.0	0.0	0.0	0.0	0.0	0.0	0.0	0.0	0.0	0.0
Other	0.0	0.0	0.0	0.0	0.0	0.0	0.0	0.0	0.0	0.0	0.0	0.0	0.0
Alberta Commercial	0.0	0.0	0.0	0.0	0.0	0.0	0.0	0.0	0.0	0.0	0.0	0.0	0.0
Alberta Industrial	0.0	0.0	0.0	0.0	0.0	0.0	0.0	0.0	0.0	0.0	0.0	0.0	0.0
Alberta Residential	0.0	0.0	0.0	0.0	0.0	0.0	0.0	0.0	0.0	0.0	0.0	0.0	0.0
Alberta Elec.Generation	0.0	0.0	0.0	0.0	0.0	0.0	0.0	0.0	0.0	0.0	0.0	0.0	0.0
Shrinkage Acid Gas	0.0	0.0	0.0	0.0	0.0	0.0	0.0	0.0	0.0	0.0	0.0	0.0	0.0
Other products	0.7	2.2	0.0	0.0	0.0	0.0	0.0	0.0	0.0	0.0	0.0	0.0	2.9
Fuel	12.8	13.4	13.0	8.4	8.6	0.6	9.3	8.6	47.0	0.3	1.1	3.8	126.9
Flared	0.0	0.0	2.3	1.5	0.1	0.0	0.0	0.0	0.7	1.7	0.9	1.0	8.2
Vented	0.0	0.0	0.0	0.0	0.0	0.0	0.0	0.0	0.0	0.0	0.0	0.0	0.0
Diff and Other	15.7	-31.4	25.0	17.3	-4.9	1.2	17.1	3.3	-18.5	22.6	10.0	3.3	60.7
Process and Frac													
Pentanes Plus	3.4	10.7	0.0	0.0	0.0	0.0	0.0	0.0	0.0	0.0	0.0	0.0	14.1
Propane	0.0	0.0	0.0	0.0	0.0	0.0	0.0	0.0	0.0	0.0	0.0	0.0	0.0
Butanes	0.0	0.0	0.0	0.0	0.0	0.0	0.0	0.0	0.0	0.0	0.0	0.0	0.0
Ethane	0.0	0.0	0.0	0.0	0.0	0.0	0.0	0.0	0.0	0.0	0.0	0.0	0.0
NGL	0.0	0.0	0.0	0.0	0.0	0.0	0.0	0.0	0.0	0.0	0.0	0.0	0.0
Sulphur	0.0	0.0	0.0	0.0	0.0	0.0	0.0	0.0	0.0	0.0	0.0	0.0	0.0
Sulphur Closing Inv	0.0	0.0	0.0	0.0	0.0	0.0	0.0	0.0	0.0	0.0	0.0	0.0	0.0

Unit of Measurement: Gas and Gas equivalent products: 1000m3, Liquids: m3, Sulphur: MTS

VPR6200

Facility ID ABGS0131137

Facility Name TORC ROSEVEAR 07-05-55-15W5 GS

Facility Licence # 46917

Facility Operator A5RJ TORC

Production Month	201701	201702	201703	201704	201705	201706	201707	201708	201709	201710	201711	201712	Totals
Receipts													
Receipts from Alberta Facilities	2,230.1	1,695.6	2,065.8	1,970.1	1,931.1	1,921.9	2,296.1	1,779.5	1,797.0	1,249.1	1,673.9	1,613.6	22,223.8
Receipts from Non-Alberta Facilities	0.0	0.0	0.0	0.0	0.0	0.0	0.0	0.0	0.0	0.0	0.0	0.0	0.0
Dispositions													
Disposition Battery	0.0	0.0	0.0	0.0	0.0	0.0	0.0	0.0	0.0	0.0	0.0	0.0	0.0
Gas Gathering System	2,122.9	1,614.8	1,936.3	1,859.5	1,826.2	1,809.6	2,286.3	1,677.7	1,719.1	1,222.8	1,610.3	1,539.9	21,225.4
Gas Plant	0.0	0.0	0.0	0.0	0.0	0.0	0.0	0.0	0.0	0.0	0.0	0.0	0.0
Injection Facility	0.0	0.0	0.0	0.0	0.0	0.0	0.0	0.0	0.0	0.0	0.0	0.0	0.0
Meter Station	0.0	0.0	0.0	0.0	0.0	0.0	0.0	0.0	0.0	0.0	0.0	0.0	0.0
Other	0.0	0.0	0.0	0.0	0.0	0.0	0.0	0.0	0.0	0.0	0.0	0.0	0.0
Alberta Commercial	0.0	0.0	0.0	0.0	0.0	0.0	0.0	0.0	0.0	0.0	0.0	0.0	0.0
Alberta Industrial	0.0	0.0	0.0	0.0	0.0	0.0	0.0	0.0	0.0	0.0	0.0	0.0	0.0
Alberta Residential	0.0	0.0	0.0	0.0	0.0	0.0	0.0	0.0	0.0	0.0	0.0	0.0	0.0
Alberta Elec.Generation	0.0	0.0	0.0	0.0	0.0	0.0	0.0	0.0	0.0	0.0	0.0	0.0	0.0
Shrinkage Acid Gas	0.0	0.0	0.0	0.0	0.0	0.0	0.0	0.0	0.0	0.0	0.0	0.0	0.0
Other products	3.7	0.0	2.2	1.5	2.9	1.3	2.2	2.2	0.0	0.0	1.7	0.0	17.7
Fuel	43.6	36.8	47.3	43.0	46.8	51.5	60.0	57.6	54.3	38.5	53.7	50.5	583.6
Flared	0.0	0.0	0.0	0.0	0.0	0.0	0.0	0.0	0.0	0.0	0.0	0.0	0.0
Vented	0.0	0.0	0.0	0.0	0.0	0.0	0.0	0.0	0.0	0.0	0.0	0.0	0.0
Diff and Other	59.9	44.0	80.0	66.1	55.2	59.5	-52.4	42.0	23.6	-12.2	8.2	23.2	397.1
Process and Frac													
Pentanes Plus	17.7	0.0	10.5	7.4	14.0	6.3	10.8	10.8	0.0	0.0	8.2	0.0	85.7
Propane	0.0	0.0	0.0	0.0	0.0	0.0	0.0	0.0	0.0	0.0	0.0	0.0	0.0
Butanes	0.0	0.0	0.0	0.0	0.0	0.0	0.0	0.0	0.0	0.0	0.0	0.0	0.0
Ethane	0.0	0.0	0.0	0.0	0.0	0.0	0.0	0.0	0.0	0.0	0.0	0.0	0.0
NGL	0.0	0.0	0.0	0.0	0.0	0.0	0.0	0.0	0.0	0.0	0.0	0.0	0.0
Sulphur	0.0	0.0	0.0	0.0	0.0	0.0	0.0	0.0	0.0	0.0	0.0	0.0	0.0
Sulphur Closing Inv	0.0	0.0	0.0	0.0	0.0	0.0	0.0	0.0	0.0	0.0	0.0	0.0	0.0

VPR6200

Facility ID ABGS0131176
Facility Licence # 42643

Facility Name RedRock 02-17-063-08W6 GGS
Facility Operator A6X1 JUPITER

Production Month	201701	201702	201703	201704	201705	201706	201707	201708	201709	201710	201711	201712	Totals
Receipts													
Receipts from Alberta Facilities	7,082.1	5,767.8	5,625.2	5,636.1	5,602.2	4,434.3	3,415.6	0.0	0.0	0.0	0.0	0.0	37,563.3
Receipts from Non-Alberta Facilities	0.0	0.0	0.0	0.0	0.0	0.0	0.0	0.0	0.0	0.0	0.0	0.0	0.0
Dispositions													
Disposition Battery	0.0	0.0	0.0	0.0	0.0	0.0	0.0	0.0	0.0	0.0	0.0	0.0	0.0
Gas Gathering System	7,092.0	5,766.3	5,596.5	5,623.3	5,608.6	4,445.5	3,414.4	0.0	0.0	0.0	0.0	0.0	37,546.6
Gas Plant	0.0	0.0	0.0	0.0	0.0	0.0	0.0	0.0	0.0	0.0	0.0	0.0	0.0
Injection Facility	0.0	0.0	0.0	0.0	0.0	0.0	0.0	0.0	0.0	0.0	0.0	0.0	0.0
Meter Station	0.0	0.0	0.0	0.0	0.0	0.0	0.0	0.0	0.0	0.0	0.0	0.0	0.0
Other	0.0	0.0	0.0	0.0	0.0	0.0	0.0	0.0	0.0	0.0	0.0	0.0	0.0
Alberta Commercial	0.0	0.0	0.0	0.0	0.0	0.0	0.0	0.0	0.0	0.0	0.0	0.0	0.0
Alberta Industrial	0.0	0.0	0.0	0.0	0.0	0.0	0.0	0.0	0.0	0.0	0.0	0.0	0.0
Alberta Residential	0.0	0.0	0.0	0.0	0.0	0.0	0.0	0.0	0.0	0.0	0.0	0.0	0.0
Alberta Elec.Generation	0.0	0.0	0.0	0.0	0.0	0.0	0.0	0.0	0.0	0.0	0.0	0.0	0.0
Shrinkage Acid Gas	0.0	0.0	0.0	0.0	0.0	0.0	0.0	0.0	0.0	0.0	0.0	0.0	0.0
Other products	9.4	8.0	11.9	0.0	12.3	6.4	6.8	0.0	0.0	0.0	0.0	0.0	54.8
Fuel	0.0	0.0	0.0	0.0	0.0	0.0	0.0	0.0	0.0	0.0	0.0	0.0	0.0
Flared	0.0	0.0	0.0	0.0	0.0	0.0	0.0	0.0	0.0	0.0	0.0	0.0	0.0
Vented	0.0	0.0	0.0	0.0	0.0	0.0	0.0	0.0	0.0	0.0	0.0	0.0	0.0
Diff and Other	-19.3	-6.5	16.8	12.8	-18.7	-17.6	-5.6	0.0	0.0	0.0	0.0	0.0	-38.1
Process and Frac													
Pentanes Plus	45.5	38.8	57.8	0.0	59.4	31.0	32.8	0.0	0.0	0.0	0.0	0.0	265.3
Propane	0.0	0.0	0.0	0.0	0.0	0.0	0.0	0.0	0.0	0.0	0.0	0.0	0.0
Butanes	0.0	0.0	0.0	0.0	0.0	0.0	0.0	0.0	0.0	0.0	0.0	0.0	0.0
Ethane	0.0	0.0	0.0	0.0	0.0	0.0	0.0	0.0	0.0	0.0	0.0	0.0	0.0
NGL	0.0	0.0	0.0	0.0	0.0	0.0	0.0	0.0	0.0	0.0	0.0	0.0	0.0
Sulphur	0.0	0.0	0.0	0.0	0.0	0.0	0.0	0.0	0.0	0.0	0.0	0.0	0.0
Sulphur Closing Inv	0.0	0.0	0.0	0.0	0.0	0.0	0.0	0.0	0.0	0.0	0.0	0.0	0.0

Unit of Measurement: Gas and Gas equivalent products: 1000m3, Liquids: m3, Sulphur: MTS

VPR6200

Facility ID ABGS0131502
 Facility Licence # 46706

Facility Name GS TO BELLATRIX
 Facility Operator A5M4 MNK

Production Month		201701	201702	201703	201704	201705	201706	201707	201708	201709	201710	201711	201712	Totals
Receipts														
Receipts from Alberta Facilities		614.0	372.5	323.1	279.9	908.7	1,465.3	287.7	346.3	307.1	345.2	393.2	422.3	6,065.3
Receipts from Non-Alberta Facilities		0.0	0.0	0.0	0.0	0.0	0.0	0.0	0.0	0.0	0.0	0.0	0.0	0.0
Dispositions														
Disposition	Battery	0.0	0.0	0.0	0.0	0.0	0.0	0.0	0.0	0.0	0.0	0.0	0.0	0.0
	Gas Gathering System	636.1	406.2	323.3	279.9	908.7	1,465.3	287.7	346.3	307.1	345.2	393.2	422.3	6,121.3
	Gas Plant	0.0	0.0	0.0	0.0	0.0	0.0	0.0	0.0	0.0	0.0	0.0	0.0	0.0
	Injection Facility	0.0	0.0	0.0	0.0	0.0	0.0	0.0	0.0	0.0	0.0	0.0	0.0	0.0
	Meter Station	0.0	0.0	0.0	0.0	0.0	0.0	0.0	0.0	0.0	0.0	0.0	0.0	0.0
	Other	0.0	0.0	0.0	0.0	0.0	0.0	0.0	0.0	0.0	0.0	0.0	0.0	0.0
	Alberta Commercial	0.0	0.0	0.0	0.0	0.0	0.0	0.0	0.0	0.0	0.0	0.0	0.0	0.0
	Alberta Industrial	0.0	0.0	0.0	0.0	0.0	0.0	0.0	0.0	0.0	0.0	0.0	0.0	0.0
	Alberta Residential	0.0	0.0	0.0	0.0	0.0	0.0	0.0	0.0	0.0	0.0	0.0	0.0	0.0
	Alberta Elec.Generation	0.0	0.0	0.0	0.0	0.0	0.0	0.0	0.0	0.0	0.0	0.0	0.0	0.0
Shrinkage	Acid Gas	0.0	0.0	0.0	0.0	0.0	0.0	0.0	0.0	0.0	0.0	0.0	0.0	0.0
	Other products	4.9	4.4	5.8	1.8	10.3	14.7	1.2	3.6	1.8	3.0	4.5	3.6	59.6
Fuel		0.0	0.0	0.0	0.0	0.0	0.0	0.0	0.0	0.0	0.0	0.0	0.0	0.0
Flared		0.0	0.0	0.0	0.0	0.0	0.0	0.0	0.0	0.0	0.0	0.0	0.0	0.0
Vented		0.0	0.0	0.0	0.0	0.0	0.0	0.0	0.0	0.0	0.0	0.0	0.0	0.0
Diff and Other		-27.0	-38.1	-6.0	-1.8	-10.3	-14.7	-1.2	-3.6	-1.8	-3.0	-4.5	-3.6	-115.6
Process and Frac														
Pentanes Plus		23.5	21.1	28.2	8.5	49.9	70.9	5.6	17.6	8.7	14.4	21.8	17.6	287.8
Propane		0.0	0.0	0.0	0.0	0.0	0.0	0.0	0.0	0.0	0.0	0.0	0.0	0.0
Butanes		0.0	0.0	0.0	0.0	0.0	0.0	0.0	0.0	0.0	0.0	0.0	0.0	0.0
Ethane		0.0	0.0	0.0	0.0	0.0	0.0	0.0	0.0	0.0	0.0	0.0	0.0	0.0
NGL		0.0	0.0	0.0	0.0	0.0	0.0	0.0	0.0	0.0	0.0	0.0	0.0	0.0
Sulphur		0.0	0.0	0.0	0.0	0.0	0.0	0.0	0.0	0.0	0.0	0.0	0.0	0.0
Sulphur Closing Inv		0.0	0.0	0.0	0.0	0.0	0.0	0.0	0.0	0.0	0.0	0.0	0.0	0.0

Unit of Measurement: Gas and Gas equivalent products: 1000m3, Liquids: m3, Sulphur: MTS

VPR6200

Facility ID ABGS0131640

Facility Name Wapiti 03-36-65-06W6 GS

Facility Licence # 46612

Facility Operator A0A7 NUVISTA

Production Month	201701	201702	201703	201704	201705	201706	201707	201708	201709	201710	201711	201712	Totals	
Receipts														
Receipts from Alberta Facilities	49,238.5	33,212.3	64,276.8	35,536.5	64,108.4	70,983.5	67,640.9	33,243.6	54,992.7	60,241.4	62,168.7	60,062.8	655,706.1	
Receipts from Non-Alberta Facilities	0.0	0.0	0.0	0.0	0.0	0.0	0.0	0.0	0.0	0.0	0.0	0.0	0.0	
Dispositions														
Disposition	Battery	0.0	0.0	0.0	0.0	0.0	0.0	0.0	0.0	0.0	0.0	0.0	0.0	
	Gas Gathering System	46,720.9	29,745.2	56,043.0	30,239.0	57,251.9	64,544.1	62,684.9	30,147.5	51,572.5	55,088.7	55,703.2	595,032.5	
	Gas Plant	0.0	0.0	0.0	0.0	0.0	0.0	0.0	0.0	0.0	0.0	0.0	0.0	
	Injection Facility	0.0	0.0	0.0	0.0	0.0	0.0	0.0	0.0	0.0	0.0	0.0	0.0	
	Meter Station	0.0	0.0	0.0	0.0	0.0	0.0	0.0	0.0	0.0	0.0	0.0	0.0	
	Other	0.0	0.0	0.0	0.0	0.0	0.0	0.0	0.0	0.0	0.0	0.0	0.0	
	Alberta Commercial	0.0	0.0	0.0	0.0	0.0	0.0	0.0	0.0	0.0	0.0	0.0	0.0	
	Alberta Industrial	0.0	0.0	0.0	0.0	0.0	0.0	0.0	0.0	0.0	0.0	0.0	0.0	
	Alberta Residential	0.0	0.0	0.0	0.0	0.0	0.0	0.0	0.0	0.0	0.0	0.0	0.0	
	Alberta Elec.Generation	0.0	0.0	0.0	0.0	0.0	0.0	0.0	0.0	0.0	0.0	0.0	0.0	
Shrinkage	Acid Gas	0.0	0.0	0.0	0.0	0.0	0.0	0.0	0.0	0.0	0.0	0.0	0.0	
	Other products	67.5	63.0	1,877.8	2,714.4	1,183.1	1,882.4	444.2	1,457.1	481.8	720.2	1,084.4	219.8	12,195.7
Fuel		1,672.5	1,264.2	2,018.0	1,341.0	2,076.4	2,218.5	2,253.0	1,248.4	1,758.0	1,973.6	1,963.0	1,910.8	21,697.4
Flared		133.5	184.9	141.2	196.4	186.8	65.4	29.4	38.0	23.3	47.4	41.4	59.8	1,147.5
Vented		0.0	4.8	0.0	0.0	0.0	0.0	0.0	0.0	0.0	0.0	0.0	0.0	4.8
Diff and Other		644.1	1,950.2	4,196.8	1,045.7	3,410.2	2,273.1	2,229.4	352.6	1,157.1	2,411.5	3,376.7	2,580.8	25,628.2
Process and Frac														
Pentanes Plus		326.4	304.6	9,086.0	13,133.8	5,724.4	9,108.2	2,149.3	7,050.4	2,331.3	3,484.8	5,246.8	1,063.4	59,009.4
Propane		0.0	0.0	0.0	0.0	0.0	0.0	0.0	0.0	0.0	0.0	0.0	0.0	0.0
Butanes		0.0	0.0	0.0	0.0	0.0	0.0	0.0	0.0	0.0	0.0	0.0	0.0	0.0
Ethane		0.0	0.0	0.0	0.0	0.0	0.0	0.0	0.0	0.0	0.0	0.0	0.0	0.0
NGL		0.0	0.0	0.0	0.0	0.0	0.0	0.0	0.0	0.0	0.0	0.0	0.0	0.0
Sulphur		0.0	0.0	0.0	0.0	0.0	0.0	0.0	0.0	0.0	0.0	0.0	0.0	0.0
Sulphur Closing Inv		0.0	0.0	0.0	0.0	0.0	0.0	0.0	0.0	0.0	0.0	0.0	0.0	0.0

Unit of Measurement: Gas and Gas equivalent products: 1000m3, Liquids: m3, Sulphur: MTS

VPR6200

Facility ID ABGS0132629
Facility Licence # 45105

Facility Name WILLGR 14-19-041-05 W5 GGS
Facility Operator 0039 ROGCI

Production Month	201701	201702	201703	201704	201705	201706	201707	201708	201709	201710	201711	201712	Totals
Receipts													
Receipts from Alberta Facilities	1,029.6	1,073.9	1,039.8	950.1	1,126.9	1,010.1	987.8	1,033.3	1,062.2	874.0	818.5	707.0	11,713.2
Receipts from Non-Alberta Facilities	0.0	0.0	0.0	0.0	0.0	0.0	0.0	0.0	0.0	0.0	0.0	0.0	0.0
Dispositions													
Disposition Battery	0.0	0.0	0.0	0.0	0.0	0.0	0.0	0.0	0.0	0.0	0.0	0.0	0.0
Gas Gathering System	749.0	786.0	798.1	750.9	902.8	771.7	805.4	825.7	868.5	676.9	610.6	493.8	9,039.4
Gas Plant	0.0	0.0	0.0	0.0	0.0	0.0	0.0	0.0	0.0	0.0	0.0	0.0	0.0
Injection Facility	0.0	0.0	0.0	0.0	0.0	0.0	0.0	0.0	0.0	0.0	0.0	0.0	0.0
Meter Station	0.0	0.0	0.0	0.0	0.0	0.0	0.0	0.0	0.0	0.0	0.0	0.0	0.0
Other	0.0	0.0	0.0	0.0	0.0	0.0	0.0	0.0	0.0	0.0	0.0	0.0	0.0
Alberta Commercial	0.0	0.0	0.0	0.0	0.0	0.0	0.0	0.0	0.0	0.0	0.0	0.0	0.0
Alberta Industrial	0.0	0.0	0.0	0.0	0.0	0.0	0.0	0.0	0.0	0.0	0.0	0.0	0.0
Alberta Residential	0.0	0.0	0.0	0.0	0.0	0.0	0.0	0.0	0.0	0.0	0.0	0.0	0.0
Alberta Elec.Generation	0.0	0.0	0.0	0.0	0.0	0.0	0.0	0.0	0.0	0.0	0.0	0.0	0.0
Shrinkage Acid Gas	0.0	0.0	0.0	0.0	0.0	0.0	0.0	0.0	0.0	0.0	0.0	0.0	0.0
Other products	317.1	289.9	249.6	225.0	247.4	246.2	206.2	241.1	206.9	175.5	196.9	138.6	2,740.4
Fuel	139.2	152.6	136.4	81.1	82.8	79.8	79.4	82.0	76.9	75.1	77.3	83.1	1,145.7
Flared	0.1	0.0	0.4	1.0	0.9	0.0	0.1	1.6	1.1	1.6	2.7	0.1	9.6
Vented	0.0	0.0	0.0	0.0	0.0	0.0	0.0	0.0	0.0	0.0	0.0	0.0	0.0
Diff and Other	-175.8	-154.6	-144.7	-107.9	-107.0	-87.6	-103.3	-117.1	-91.2	-55.1	-69.0	-8.6	-1,221.9
Process and Frac													
Pentanes Plus	1,534.1	1,402.7	1,207.7	1,088.9	1,197.3	1,191.4	997.6	1,166.5	1,001.2	849.4	952.8	670.7	13,260.3
Propane	0.0	0.0	0.0	0.0	0.0	0.0	0.0	0.0	0.0	0.0	0.0	0.0	0.0
Butanes	0.0	0.0	0.0	0.0	0.0	0.0	0.0	0.0	0.0	0.0	0.0	0.0	0.0
Ethane	0.0	0.0	0.0	0.0	0.0	0.0	0.0	0.0	0.0	0.0	0.0	0.0	0.0
NGL	0.0	0.0	0.0	0.0	0.0	0.0	0.0	0.0	0.0	0.0	0.0	0.0	0.0
Sulphur	0.0	0.0	0.0	0.0	0.0	0.0	0.0	0.0	0.0	0.0	0.0	0.0	0.0
Sulphur Closing Inv	0.0	0.0	0.0	0.0	0.0	0.0	0.0	0.0	0.0	0.0	0.0	0.0	0.0

Unit of Measurement: Gas and Gas equivalent products: 1000m3, Liquids: m3, Sulphur: MTS

VPR6200

Facility ID ABGS0132738

Facility Name HUSKY ANSELL 2-20 GS

Facility Licence # 46943

Facility Operator OR46 HUSKY

Production Month	201701	201702	201703	201704	201705	201706	201707	201708	201709	201710	201711	201712	Totals
Receipts													
Receipts from Alberta Facilities	15,084.0	16,023.1	13,921.6	12,165.9	17,417.3	22,350.1	24,971.9	19,601.1	22,866.1	20,743.5	22,683.3	21,986.4	229,814.3
Receipts from Non-Alberta Facilities	0.0	0.0	0.0	0.0	0.0	0.0	0.0	0.0	0.0	0.0	0.0	0.0	0.0
Dispositions													
Disposition													
Battery	0.0	0.0	0.0	0.0	0.0	0.0	0.0	0.0	0.0	0.0	0.0	0.0	0.0
Gas Gathering System	14,190.7	15,121.8	12,772.3	12,159.7	17,192.1	21,160.8	22,885.2	17,829.5	21,317.0	19,258.5	21,702.2	20,133.0	215,722.8
Gas Plant	0.0	0.0	0.0	0.0	0.0	0.0	0.0	0.0	0.0	0.0	0.0	0.0	0.0
Injection Facility	0.0	0.0	0.0	0.0	0.0	0.0	0.0	0.0	0.0	0.0	0.0	0.0	0.0
Meter Station	0.0	0.0	0.0	0.0	0.0	0.0	0.0	0.0	0.0	0.0	0.0	0.0	0.0
Other	0.0	0.0	0.0	0.0	0.0	0.0	0.0	0.0	0.0	0.0	0.0	0.0	0.0
Alberta Commercial	0.0	0.0	0.0	0.0	0.0	0.0	0.0	0.0	0.0	0.0	0.0	0.0	0.0
Alberta Industrial	0.0	0.0	0.0	0.0	0.0	0.0	0.0	0.0	0.0	0.0	0.0	0.0	0.0
Alberta Residential	0.0	0.0	0.0	0.0	0.0	0.0	0.0	0.0	0.0	0.0	0.0	0.0	0.0
Alberta Elec.Generation	0.0	0.0	0.0	0.0	0.0	0.0	0.0	0.0	0.0	0.0	0.0	0.0	0.0
Shrinkage													
Acid Gas	0.0	0.0	0.0	0.0	0.0	0.0	0.0	0.0	0.0	0.0	0.0	0.0	0.0
Other products	1.0	0.0	0.0	0.8	2.4	0.0	0.0	2.0	6.8	2.9	6.6	0.7	23.2
Fuel	454.4	482.4	397.2	399.3	560.1	664.8	739.8	535.0	635.5	591.5	678.6	669.7	6,808.3
Flared	16.2	14.3	18.1	34.2	20.5	7.1	14.2	15.1	15.2	18.5	15.7	51.5	240.6
Vented	0.0	0.0	0.0	0.0	0.0	0.0	0.0	0.0	0.0	0.0	0.0	0.0	0.0
Diff and Other	421.7	404.6	734.0	-428.1	-357.8	517.4	1,332.7	1,219.5	891.6	872.1	280.2	1,131.5	7,019.4
Process and Frac													
Pentanes Plus	5.0	0.0	0.0	3.9	11.8	0.0	0.0	9.7	33.1	14.1	31.7	3.3	112.6
Propane	0.0	0.0	0.0	0.0	0.0	0.0	0.0	0.0	0.0	0.0	0.0	0.0	0.0
Butanes	0.0	0.0	0.0	0.0	0.0	0.0	0.0	0.0	0.0	0.0	0.0	0.0	0.0
Ethane	0.0	0.0	0.0	0.0	0.0	0.0	0.0	0.0	0.0	0.0	0.0	0.0	0.0
NGL	0.0	0.0	0.0	0.0	0.0	0.0	0.0	0.0	0.0	0.0	0.0	0.0	0.0
Sulphur	0.0	0.0	0.0	0.0	0.0	0.0	0.0	0.0	0.0	0.0	0.0	0.0	0.0
Sulphur Closing Inv	0.0	0.0	0.0	0.0	0.0	0.0	0.0	0.0	0.0	0.0	0.0	0.0	0.0

Unit of Measurement: Gas and Gas equivalent products: 1000m3, Liquids: m3, Sulphur: MTS

VPR6200

Facility ID ABGS0132790

Facility Licence # 46253

Facility Name WILLESDEN GREEN ECA GS

Facility Operator OZOH HARVEST

Production Month	201701	201702	201703	201704	201705	201706	201707	201708	201709	201710	201711	201712	Totals
Receipts													
Receipts from Alberta Facilities	553.6	492.5	537.9	495.6	513.3	497.4	505.1	491.0	459.8	485.9	445.8	429.9	5,907.8
Receipts from Non-Alberta Facilities	0.0	0.0	0.0	0.0	0.0	0.0	0.0	0.0	0.0	0.0	0.0	0.0	0.0
Dispositions													
Disposition Battery	1.7	0.8	0.0	1.7	0.0	0.0	0.0	0.0	0.0	0.0	0.0	0.0	4.2
Gas Gathering System	554.8	491.7	535.0	502.2	510.8	495.0	508.5	489.6	469.2	481.0	443.5	439.9	5,921.2
Gas Plant	0.0	0.0	0.0	0.0	0.0	0.0	0.0	0.0	0.0	0.0	0.0	0.0	0.0
Injection Facility	0.0	0.0	0.0	0.0	0.0	0.0	0.0	0.0	0.0	0.0	0.0	0.0	0.0
Meter Station	0.0	0.0	0.0	0.0	0.0	0.0	0.0	0.0	0.0	0.0	0.0	0.0	0.0
Other	0.0	0.0	0.0	0.0	0.0	0.0	0.0	0.0	0.0	0.0	0.0	0.0	0.0
Alberta Commercial	0.0	0.0	0.0	0.0	0.0	0.0	0.0	0.0	0.0	0.0	0.0	0.0	0.0
Alberta Industrial	0.0	0.0	0.0	0.0	0.0	0.0	0.0	0.0	0.0	0.0	0.0	0.0	0.0
Alberta Residential	0.0	0.0	0.0	0.0	0.0	0.0	0.0	0.0	0.0	0.0	0.0	0.0	0.0
Alberta Elec.Generation	0.0	0.0	0.0	0.0	0.0	0.0	0.0	0.0	0.0	0.0	0.0	0.0	0.0
Shrinkage Acid Gas	0.0	0.0	0.0	0.0	0.0	0.0	0.0	0.0	0.0	0.0	0.0	0.0	0.0
Other products	32.0	27.2	30.1	27.9	27.4	28.3	26.0	28.0	15.3	25.2	22.4	22.8	312.6
Fuel	0.0	0.0	0.0	0.0	0.9	1.0	1.0	2.1	2.6	2.5	0.6	0.5	11.2
Flared	3.0	2.6	2.8	2.7	2.6	2.4	2.5	4.0	2.8	2.4	2.2	2.5	32.5
Vented	0.0	0.0	0.0	0.0	0.0	0.0	0.0	0.0	0.0	0.0	0.0	0.0	0.0
Diff and Other	-37.9	-29.8	-30.0	-38.9	-28.4	-29.3	-32.9	-32.7	-30.1	-25.2	-22.9	-35.8	-373.9
Process and Frac													
Pentanes Plus	154.9	131.5	145.7	135.1	132.5	137.1	125.8	135.4	73.8	121.9	108.3	110.1	1,512.1
Propane	0.0	0.0	0.0	0.0	0.0	0.0	0.0	0.0	0.0	0.0	0.0	0.0	0.0
Butanes	0.0	0.0	0.0	0.0	0.0	0.0	0.0	0.0	0.0	0.0	0.0	0.0	0.0
Ethane	0.0	0.0	0.0	0.0	0.0	0.0	0.0	0.0	0.0	0.0	0.0	0.0	0.0
NGL	0.0	0.0	0.0	0.0	0.0	0.0	0.0	0.0	0.0	0.0	0.0	0.0	0.0
Sulphur	0.0	0.0	0.0	0.0	0.0	0.0	0.0	0.0	0.0	0.0	0.0	0.0	0.0
Sulphur Closing Inv	0.0	0.0	0.0	0.0	0.0	0.0	0.0	0.0	0.0	0.0	0.0	0.0	0.0

Unit of Measurement: Gas and Gas equivalent products: 1000m3, Liquids: m3, Sulphur: MTS

VPR6200
Facility ID ABGS0133024
Facility Licence # 22634

Facility Name 00/05-36-061-18W5 Fox Creek GS
Facility Operator A6GD SINOPEC

Production Month	201701	201702	201703	201704	201705	201706	201707	201708	201709	201710	201711	201712	Totals
Receipts													
Receipts from Alberta Facilities	721.3	665.3	700.9	687.3	712.9	777.9	924.3	1,521.3	778.4	1,390.7	1,285.4	1,566.9	11,732.6
Receipts from Non-Alberta Facilities	0.0	0.0	0.0	0.0	0.0	0.0	0.0	0.0	0.0	0.0	0.0	0.0	0.0
Dispositions													
Disposition													
Battery	316.8	298.7	307.7	318.4	324.7	320.7	225.7	327.3	169.4	313.9	274.0	296.6	3,493.9
Gas Gathering System	323.0	290.6	312.1	285.8	298.6	375.4	648.9	1,111.1	543.1	986.3	924.5	1,182.6	7,282.0
Gas Plant	0.0	0.0	0.0	0.0	0.0	0.0	0.0	0.0	0.0	0.0	0.0	0.0	0.0
Injection Facility	0.0	0.0	0.0	0.0	0.0	0.0	0.0	0.0	0.0	0.0	0.0	0.0	0.0
Meter Station	0.0	0.0	0.0	0.0	0.0	0.0	0.0	0.0	0.0	0.0	0.0	0.0	0.0
Other	0.0	0.0	0.0	0.0	0.0	0.0	0.0	0.0	0.0	0.0	0.0	0.0	0.0
Alberta Commercial	0.0	0.0	0.0	0.0	0.0	0.0	0.0	0.0	0.0	0.0	0.0	0.0	0.0
Alberta Industrial	0.0	0.0	0.0	0.0	0.0	0.0	0.0	0.0	0.0	0.0	0.0	0.0	0.0
Alberta Residential	0.0	0.0	0.0	0.0	0.0	0.0	0.0	0.0	0.0	0.0	0.0	0.0	0.0
Alberta Elec.Generation	0.0	0.0	0.0	0.0	0.0	0.0	0.0	0.0	0.0	0.0	0.0	0.0	0.0
Shrinkage													
Acid Gas	0.0	0.0	0.0	0.0	0.0	0.0	0.0	0.0	0.0	0.0	0.0	0.0	0.0
Other products	100.5	86.6	93.8	90.1	93.8	87.3	37.1	81.1	90.6	91.1	85.4	86.2	1,023.6
Fuel	15.6	14.1	15.6	24.0	28.1	24.5	25.4	29.5	23.0	30.8	30.9	31.2	292.7
Flared	0.0	0.0	0.0	0.0	0.0	0.0	0.0	0.0	0.0	0.0	0.0	0.0	0.0
Vented	0.0	0.0	0.0	0.0	0.0	0.0	0.0	0.0	0.0	0.0	0.0	0.0	0.0
Diff and Other	-34.6	-24.7	-28.3	-31.0	-32.3	-30.0	-12.8	-27.7	-47.7	-31.4	-29.4	-29.7	-359.6
Process and Frac													
Pentanes Plus	486.4	418.9	453.7	435.9	453.9	422.6	179.4	392.2	438.2	440.8	413.4	416.9	4,952.3
Propane	0.0	0.0	0.0	0.0	0.0	0.0	0.0	0.0	0.0	0.0	0.0	0.0	0.0
Butanes	0.0	0.0	0.0	0.0	0.0	0.0	0.0	0.0	0.0	0.0	0.0	0.0	0.0
Ethane	0.0	0.0	0.0	0.0	0.0	0.0	0.0	0.0	0.0	0.0	0.0	0.0	0.0
NGL	0.0	0.0	0.0	0.0	0.0	0.0	0.0	0.0	0.0	0.0	0.0	0.0	0.0
Sulphur	0.0	0.0	0.0	0.0	0.0	0.0	0.0	0.0	0.0	0.0	0.0	0.0	0.0
Sulphur Closing Inv	0.0	0.0	0.0	0.0	0.0	0.0	0.0	0.0	0.0	0.0	0.0	0.0	0.0

Unit of Measurement: Gas and Gas equivalent products: 1000m3, Liquids: m3, Sulphur: MTS

VPR6200

Facility ID ABGS0133072

Facility Name WILSON CREEK 15-03-043-04W5 GGS

Facility Licence # 46892

Facility Operator A5RX BEC

Production Month	201701	201702	201703	201704	201705	201706	201707	201708	201709	201710	201711	201712	Totals
Receipts													
Receipts from Alberta Facilities	16,894.2	15,103.1	14,685.0	15,054.0	15,437.9	15,073.3	14,926.7	14,422.2	14,159.7	13,692.8	12,969.9	12,940.5	175,359.3
Receipts from Non-Alberta Facilities	0.0	0.0	0.0	0.0	0.0	0.0	0.0	0.0	0.0	0.0	0.0	0.0	0.0
Dispositions													
Disposition													
Battery	0.0	0.0	0.0	0.0	0.0	0.0	0.0	0.0	0.0	0.0	0.0	0.0	0.0
Gas Gathering System	16,383.9	14,640.3	14,179.0	14,553.3	14,937.7	14,595.9	14,445.1	13,946.6	13,698.5	13,245.3	12,527.3	12,502.9	169,655.8
Gas Plant	0.0	0.0	0.0	0.0	0.0	0.0	0.0	0.0	0.0	0.0	0.0	0.0	0.0
Injection Facility	0.0	0.0	0.0	0.0	0.0	0.0	0.0	0.0	0.0	0.0	0.0	0.0	0.0
Meter Station	0.0	0.0	0.0	0.0	0.0	0.0	0.0	0.0	0.0	0.0	0.0	0.0	0.0
Other	0.0	0.0	0.0	0.0	0.0	0.0	0.0	0.0	0.0	0.0	0.0	0.0	0.0
Alberta Commercial	0.0	0.0	0.0	0.0	0.0	0.0	0.0	0.0	0.0	0.0	0.0	0.0	0.0
Alberta Industrial	0.0	0.0	0.0	0.0	0.0	0.0	0.0	0.0	0.0	0.0	0.0	0.0	0.0
Alberta Residential	0.0	0.0	0.0	0.0	0.0	0.0	0.0	0.0	0.0	0.0	0.0	0.0	0.0
Alberta Elec.Generation	0.0	0.0	0.0	0.0	0.0	0.0	0.0	0.0	0.0	0.0	0.0	0.0	0.0
Shrinkage													
Acid Gas	0.0	0.0	0.0	0.0	0.0	0.0	0.0	0.0	0.0	0.0	0.0	0.0	0.0
Other products	2.2	4.3	3.0	7.2	2.2	9.7	10.6	4.6	0.0	0.0	0.0	3.0	46.8
Fuel	508.4	462.4	498.5	497.2	498.6	477.4	481.6	477.1	472.0	461.5	442.6	437.6	5,714.9
Flared	5.4	3.6	2.5	1.7	2.6	3.0	2.9	2.5	2.1	2.0	2.9	0.3	31.5
Vented	0.1	0.2	5.0	0.3	2.5	0.6	13.3	6.2	0.4	0.9	4.1	0.0	33.6
Diff and Other	-5.8	-7.7	-3.0	-5.7	-5.7	-13.3	-26.8	-14.8	-13.3	-16.9	-7.0	-3.3	-123.3
Process and Frac													
Pentanes Plus	10.7	20.6	14.4	34.8	10.5	46.9	51.4	22.2	0.0	0.0	0.0	14.6	226.1
Propane	0.0	0.0	0.0	0.0	0.0	0.0	0.0	0.0	0.0	0.0	0.0	0.0	0.0
Butanes	0.0	0.0	0.0	0.0	0.0	0.0	0.0	0.0	0.0	0.0	0.0	0.0	0.0
Ethane	0.0	0.0	0.0	0.0	0.0	0.0	0.0	0.0	0.0	0.0	0.0	0.0	0.0
NGL	0.0	0.0	0.0	0.0	0.0	0.0	0.0	0.0	0.0	0.0	0.0	0.0	0.0
Sulphur	0.0	0.0	0.0	0.0	0.0	0.0	0.0	0.0	0.0	0.0	0.0	0.0	0.0
Sulphur Closing Inv	0.0	0.0	0.0	0.0	0.0	0.0	0.0	0.0	0.0	0.0	0.0	0.0	0.0

Unit of Measurement: Gas and Gas equivalent products: 1000m3, Liquids: m3, Sulphur: MTS

VPR6200


Facility ID ABGS0133495

Facility Name Killam 10-11-044-13W4 GGS

Facility Licence # 21055

Facility Operator A54P ALTURA

Production Month	201701	201702	201703	201704	201705	201706	201707	201708	201709	201710	201711	201712	Totals
Receipts													
Receipts from Alberta Facilities	383.3	348.6	395.5	395.3	460.1	467.4	364.5	314.1	499.2	499.6	451.8	438.7	5,018.1
Receipts from Non-Alberta Facilities	0.0	0.0	0.0	0.0	0.0	0.0	0.0	0.0	0.0	0.0	0.0	0.0	0.0
Dispositions													
Disposition													
Battery	0.0	0.0	0.0	0.0	0.0	0.0	0.0	0.0	0.0	0.0	0.0	0.0	0.0
Gas Gathering System	354.1	321.4	356.3	357.3	422.5	456.0	344.1	311.3	425.5	402.7	392.4	389.7	4,533.3
Gas Plant	0.0	0.0	0.0	0.0	0.0	0.0	0.0	0.0	0.0	0.0	0.0	0.0	0.0
Injection Facility	0.0	0.0	0.0	0.0	0.0	0.0	0.0	0.0	0.0	0.0	0.0	0.0	0.0
Meter Station	0.0	0.0	0.0	0.0	0.0	0.0	0.0	0.0	0.0	0.0	0.0	0.0	0.0
Other	0.0	0.0	0.0	0.0	0.0	0.0	0.0	0.0	0.0	0.0	0.0	0.0	0.0
Alberta Commercial	0.0	0.0	0.0	0.0	0.0	0.0	0.0	0.0	0.0	0.0	0.0	0.0	0.0
Alberta Industrial	0.0	0.0	0.0	0.0	0.0	0.0	0.0	0.0	0.0	0.0	0.0	0.0	0.0
Alberta Residential	0.0	0.0	0.0	0.0	0.0	0.0	0.0	0.0	0.0	0.0	0.0	0.0	0.0
Alberta Elec.Generation	0.0	0.0	0.0	0.0	0.0	0.0	0.0	0.0	0.0	0.0	0.0	0.0	0.0
Shrinkage													
Acid Gas	0.0	0.0	0.0	0.0	0.0	0.0	0.0	0.0	0.0	0.0	0.0	0.0	0.0
Other products	0.0	0.0	0.0	0.0	0.0	0.0	0.0	0.0	0.0	0.0	0.0	0.9	0.9
Fuel	25.1	22.6	28.4	28.2	27.4	34.2	26.7	19.5	31.4	35.9	36.9	36.9	353.2
Flared	0.0	0.0	0.0	0.0	0.0	0.0	0.0	0.0	0.0	0.0	0.0	0.0	0.0
Vented	0.0	0.0	0.0	0.0	0.0	0.0	0.0	0.0	0.0	0.0	0.0	0.0	0.0
Diff and Other	4.1	4.6	10.8	9.8	10.2	-22.8	-6.3	-16.7	42.3	61.0	22.5	11.2	130.7
Process and Frac													
Pentanes Plus	0.0	0.0	0.0	0.0	0.0	0.0	0.0	0.0	0.0	0.0	0.0	4.5	4.5
Propane	0.0	0.0	0.0	0.0	0.0	0.0	0.0	0.0	0.0	0.0	0.0	0.0	0.0
Butanes	0.0	0.0	0.0	0.0	0.0	0.0	0.0	0.0	0.0	0.0	0.0	0.0	0.0
Ethane	0.0	0.0	0.0	0.0	0.0	0.0	0.0	0.0	0.0	0.0	0.0	0.0	0.0
NGL	0.0	0.0	0.0	0.0	0.0	0.0	0.0	0.0	0.0	0.0	0.0	0.0	0.0
Sulphur	0.0	0.0	0.0	0.0	0.0	0.0	0.0	0.0	0.0	0.0	0.0	0.0	0.0
Sulphur Closing Inv	0.0	0.0	0.0	0.0	0.0	0.0	0.0	0.0	0.0	0.0	0.0	0.0	0.0



Monthly Gas Plant Receipts, Dispositions and Process

VPR6200

Facility ID ABGS0133622

Facility Name FERRIER 15-16-038-06 W5 GGS

Facility Licence # 46940

Facility Operator 0039 ROGCI

Production Month	201701	201702	201703	201704	201705	201706	201707	201708	201709	201710	201711	201712	Totals
Receipts													
Receipts from Alberta Facilities	3,761.0	3,400.5	3,557.6	3,538.2	3,479.5	3,273.5	3,490.2	3,466.3	3,060.0	3,171.4	2,840.8	3,466.2	40,505.2
Receipts from Non-Alberta Facilities	0.0	0.0	0.0	0.0	0.0	0.0	0.0	0.0	0.0	0.0	0.0	0.0	0.0
Dispositions													
Disposition													
Battery	0.0	0.0	0.0	0.0	0.0	0.0	1.8	1.8	306.6	26.3	1.1	57.0	394.6
Gas Gathering System	3,023.6	2,721.8	2,820.1	2,975.0	3,010.3	2,838.4	3,033.7	3,037.2	2,441.2	2,793.3	2,423.0	3,262.9	34,380.5
Gas Plant	0.0	0.0	0.0	0.0	0.0	0.0	0.0	0.0	0.0	0.0	0.0	0.0	0.0
Injection Facility	0.0	0.0	0.0	0.0	0.0	0.0	0.0	0.0	0.0	0.0	0.0	0.0	0.0
Meter Station	0.0	0.0	0.0	0.0	0.0	0.0	0.0	0.0	0.0	0.0	0.0	0.0	0.0
Other	0.0	0.0	0.0	0.0	0.0	0.0	0.0	0.0	0.0	0.0	0.0	0.0	0.0
Alberta Commercial	0.0	0.0	0.0	0.0	0.0	0.0	0.0	0.0	0.0	0.0	0.0	0.0	0.0
Alberta Industrial	0.0	0.0	0.0	0.0	0.0	0.0	0.0	0.0	0.0	0.0	0.0	0.0	0.0
Alberta Residential	0.0	0.0	0.0	0.0	0.0	0.0	0.0	0.0	0.0	0.0	0.0	0.0	0.0
Alberta Elec.Generation	0.0	0.0	0.0	0.0	0.0	0.0	0.0	0.0	0.0	0.0	0.0	0.0	0.0
Shrinkage													
Acid Gas	0.0	0.0	0.0	0.0	0.0	0.0	0.0	0.0	0.0	0.0	0.0	0.0	0.0
Other products	675.1	599.1	677.5	646.7	590.1	499.6	533.2	480.4	375.1	378.9	418.1	276.7	6,150.5
Fuel	255.7	245.9	283.4	255.2	258.5	246.4	161.0	224.5	209.1	226.3	195.7	202.4	2,764.1
Flared	0.1	0.0	0.6	0.1	0.5	0.1	1.0	0.5	0.1	0.5	0.5	0.5	4.5
Vented	0.0	0.0	0.0	0.0	0.0	0.0	0.0	0.0	0.0	0.0	0.0	0.0	0.0
Diff and Other	-193.5	-166.3	-224.0	-338.8	-379.9	-311.0	-240.5	-278.1	-272.1	-253.9	-197.6	-333.3	-3,189.0
Process and Frac													
Pentanes Plus	3,266.8	2,898.8	3,278.4	3,129.2	2,855.3	2,417.4	2,580.0	2,324.7	1,814.8	1,833.5	2,022.9	1,338.9	29,760.7
Propane	0.0	0.0	0.0	0.0	0.0	0.0	0.0	0.0	0.0	0.0	0.0	0.0	0.0
Butanes	0.0	0.0	0.0	0.0	0.0	0.0	0.0	0.0	0.0	0.0	0.0	0.0	0.0
Ethane	0.0	0.0	0.0	0.0	0.0	0.0	0.0	0.0	0.0	0.0	0.0	0.0	0.0
NGL	0.0	0.0	0.0	0.0	0.0	0.0	0.0	0.0	0.0	0.0	0.0	0.0	0.0
Sulphur	0.0	0.0	0.0	0.0	0.0	0.0	0.0	0.0	0.0	0.0	0.0	0.0	0.0
Sulphur Closing Inv	0.0	0.0	0.0	0.0	0.0	0.0	0.0	0.0	0.0	0.0	0.0	0.0	0.0

Unit of Measurement: Gas and Gas equivalent products: 1000m3, Liquids: m3, Sulphur: MTS

VPR6200

Facility ID ABGS0134350

Facility Name 13-14 Westwrdho Compressor

Facility Licence # 4550

Facility Operator OTM9 NAL

Production Month	201701	201702	201703	201704	201705	201706	201707	201708	201709	201710	201711	201712	Totals
Receipts													
Receipts from Alberta Facilities	11,880.1	10,590.5	11,859.6	13,226.8	13,554.4	12,907.3	13,005.3	13,291.1	13,010.7	13,240.6	12,429.9	14,615.8	153,612.1
Receipts from Non-Alberta Facilities	0.0	0.0	0.0	0.0	0.0	0.0	0.0	0.0	0.0	0.0	0.0	0.0	0.0
Dispositions													
Disposition Battery	0.0	0.0	0.0	0.0	0.0	0.0	0.0	0.0	0.0	0.0	0.0	0.0	0.0
Gas Gathering System	11,823.8	10,413.5	11,568.6	12,814.6	13,286.8	12,374.9	12,759.8	12,722.4	13,010.7	12,656.8	11,918.6	13,508.9	148,859.4
Gas Plant	0.0	0.0	0.0	0.0	0.0	0.0	0.0	0.0	0.0	0.0	0.0	0.0	0.0
Injection Facility	0.0	0.0	0.0	0.0	0.0	0.0	0.0	0.0	0.0	0.0	0.0	0.0	0.0
Meter Station	0.0	0.0	0.0	0.0	0.0	0.0	0.0	0.0	0.0	0.0	0.0	0.0	0.0
Other	0.0	0.0	0.0	0.0	0.0	0.0	0.0	0.0	0.0	0.0	0.0	0.0	0.0
Alberta Commercial	0.0	0.0	0.0	0.0	0.0	0.0	0.0	0.0	0.0	0.0	0.0	0.0	0.0
Alberta Industrial	0.0	0.0	0.0	0.0	0.0	0.0	0.0	0.0	0.0	0.0	0.0	0.0	0.0
Alberta Residential	0.0	0.0	0.0	0.0	0.0	0.0	0.0	0.0	0.0	0.0	0.0	0.0	0.0
Alberta Elec.Generation	0.0	0.0	0.0	0.0	0.0	0.0	0.0	0.0	0.0	0.0	0.0	0.0	0.0
Shrinkage Acid Gas	0.0	0.0	0.0	0.0	0.0	0.0	0.0	0.0	0.0	0.0	0.0	0.0	0.0
Other products	0.0	0.0	0.0	0.0	0.0	0.0	0.0	0.0	0.0	0.0	0.0	0.0	0.0
Fuel	0.0	0.0	0.0	0.0	0.0	0.0	0.0	0.0	0.0	0.0	0.0	0.0	0.0
Flared	0.0	0.0	0.0	0.0	0.0	0.0	0.0	0.0	0.0	0.0	0.0	0.0	0.0
Vented	0.0	0.0	0.0	0.0	0.0	0.0	0.0	0.0	0.0	0.0	0.0	0.0	0.0
Diff and Other	56.3	177.0	291.0	412.2	267.6	532.4	245.5	568.7	0.0	583.8	511.3	1,106.9	4,752.7
Process and Frac													
Pentanes Plus	0.0	0.0	0.0	0.0	0.0	0.0	0.0	0.0	0.0	0.1	0.0	0.0	0.1
Propane	0.0	0.0	0.0	0.0	0.0	0.0	0.0	0.0	0.0	0.0	0.0	0.0	0.0
Butanes	0.0	0.0	0.0	0.0	0.0	0.0	0.0	0.0	0.0	0.0	0.0	0.0	0.0
Ethane	0.0	0.0	0.0	0.0	0.0	0.0	0.0	0.0	0.0	0.0	0.0	0.0	0.0
NGL	0.0	0.0	0.0	0.0	0.0	0.0	0.0	0.0	0.0	0.0	0.0	0.0	0.0
Sulphur	0.0	0.0	0.0	0.0	0.0	0.0	0.0	0.0	0.0	0.0	0.0	0.0	0.0
Sulphur Closing Inv	0.0	0.0	0.0	0.0	0.0	0.0	0.0	0.0	0.0	0.0	0.0	0.0	0.0

Unit of Measurement: Gas and Gas equivalent products: 1000m3, Liquids: m3, Sulphur: MTS

VPR6200

Facility ID ABGS0134393

Facility Name MORNINGSIDE 11-35 COMP

Facility Licence # 47496

Facility Operator A5RX BEC

Production Month	201701	201702	201703	201704	201705	201706	201707	201708	201709	201710	201711	201712	Totals
Receipts													
Receipts from Alberta Facilities	7,760.6	7,686.0	9,562.2	11,176.5	11,495.9	12,886.7	13,151.7	12,990.0	12,231.1	13,188.0	11,824.2	9,093.8	133,046.7
Receipts from Non-Alberta Facilities	0.0	0.0	0.0	0.0	0.0	0.0	0.0	0.0	0.0	0.0	0.0	0.0	0.0
Dispositions													
Disposition													
Battery	0.0	0.0	0.0	0.0	0.0	0.0	0.0	0.0	0.0	0.0	0.0	0.0	0.0
Gas Gathering System	7,568.9	7,335.1	9,350.8	10,708.3	11,207.4	12,558.2	12,913.0	12,390.8	12,361.1	12,593.0	11,495.3	8,684.6	129,166.5
Gas Plant	0.0	0.0	0.0	0.0	0.0	0.0	0.0	0.0	0.0	0.0	0.0	0.0	0.0
Injection Facility	0.0	0.0	0.0	0.0	0.0	0.0	0.0	0.0	0.0	0.0	0.0	0.0	0.0
Meter Station	0.0	0.0	0.0	0.0	0.0	0.0	0.0	0.0	0.0	0.0	0.0	0.0	0.0
Other	0.0	0.0	0.0	0.0	0.0	0.0	0.0	0.0	0.0	0.0	0.0	0.0	0.0
Alberta Commercial	0.0	0.0	0.0	0.0	0.0	0.0	0.0	0.0	0.0	0.0	0.0	0.0	0.0
Alberta Industrial	0.0	0.0	0.0	0.0	0.0	0.0	0.0	0.0	0.0	0.0	0.0	0.0	0.0
Alberta Residential	0.0	0.0	0.0	0.0	0.0	0.0	0.0	0.0	0.0	0.0	0.0	0.0	0.0
Alberta Elec.Generation	0.0	0.0	0.0	0.0	0.0	0.0	0.0	0.0	0.0	0.0	0.0	0.0	0.0
Shrinkage													
Acid Gas	0.0	0.0	0.0	0.0	0.0	0.0	0.0	0.0	0.0	0.0	0.0	0.0	0.0
Other products	4.7	5.0	7.3	5.1	11.2	8.1	9.3	5.7	3.9	10.0	14.5	8.8	93.6
Fuel	383.5	375.4	515.2	555.5	0.0	0.0	586.3	548.1	522.4	594.2	590.6	541.5	5,212.7
Flared	0.0	0.0	0.0	0.0	0.0	0.0	0.0	0.0	0.0	0.0	0.0	0.0	0.0
Vented	0.0	0.0	0.0	0.0	0.0	0.0	0.0	0.0	0.0	0.0	0.0	0.0	0.0
Diff and Other	-196.5	-29.5	-311.1	-92.4	277.3	320.4	-356.9	45.4	-656.3	-9.2	-276.2	-141.1	-1,426.1
Process and Frac													
Pentanes Plus	22.5	24.2	35.5	24.8	54.2	39.3	45.1	27.7	19.0	48.4	70.3	42.7	453.7
Propane	0.0	0.0	0.0	0.0	0.0	0.0	0.0	0.0	0.0	0.0	0.0	0.0	0.0
Butanes	0.0	0.0	0.0	0.0	0.0	0.0	0.0	0.0	0.0	0.0	0.0	0.0	0.0
Ethane	0.0	0.0	0.0	0.0	0.0	0.0	0.0	0.0	0.0	0.0	0.0	0.0	0.0
NGL	0.0	0.0	0.0	0.0	0.0	0.0	0.0	0.0	0.0	0.0	0.0	0.0	0.0
Sulphur	0.0	0.0	0.0	0.0	0.0	0.0	0.0	0.0	0.0	0.0	0.0	0.0	0.0
Sulphur Closing Inv	0.0	0.0	0.0	0.0	0.0	0.0	0.0	0.0	0.0	0.0	0.0	0.0	0.0

Unit of Measurement: Gas and Gas equivalent products: 1000m3, Liquids: m3, Sulphur: MTS

Monthly Gas Plant Receipts, Dispositions and Process

VPR6200

Facility ID ABGS0134635

Facility Name Baccalieu Ferrier 01-06 Compressor

Facility Licence # 47552

Facility Operator A73C BACCALIEU

Production Month	201701	201702	201703	201704	201705	201706	201707	201708	201709	201710	201711	201712	Totals
Receipts													
Receipts from Alberta Facilities	3,417.6	2,877.6	3,162.6	3,194.7	2,818.3	2,468.9	2,469.0	2,448.6	2,891.7	3,895.2	3,680.6	4,002.9	37,327.7
Receipts from Non-Alberta Facilities	0.0	0.0	0.0	0.0	0.0	0.0	0.0	0.0	0.0	0.0	0.0	0.0	0.0
Dispositions													
Disposition Battery	0.0	0.0	0.0	0.0	0.0	0.0	0.0	0.0	0.0	0.0	0.0	0.0	0.0
Gas Gathering System	3,245.7	2,749.2	3,052.8	3,065.8	2,631.3	2,297.2	2,296.4	2,265.4	2,719.5	3,734.2	3,542.6	3,853.9	35,454.0
Gas Plant	0.0	0.0	0.0	0.0	0.0	0.0	0.0	0.0	0.0	0.0	0.0	0.0	0.0
Injection Facility	0.0	0.0	0.0	0.0	0.0	0.0	0.0	0.0	0.0	0.0	0.0	0.0	0.0
Meter Station	0.0	0.0	0.0	0.0	0.0	0.0	0.0	0.0	0.0	0.0	0.0	0.0	0.0
Other	0.0	0.0	0.0	0.0	0.0	0.0	0.0	0.0	0.0	0.0	0.0	0.0	0.0
Alberta Commercial	0.0	0.0	0.0	0.0	0.0	0.0	0.0	0.0	0.0	0.0	0.0	0.0	0.0
Alberta Industrial	0.0	0.0	0.0	0.0	0.0	0.0	0.0	0.0	0.0	0.0	0.0	0.0	0.0
Alberta Residential	0.0	0.0	0.0	0.0	0.0	0.0	0.0	0.0	0.0	0.0	0.0	0.0	0.0
Alberta Elec.Generation	0.0	0.0	0.0	0.0	0.0	0.0	0.0	0.0	0.0	0.0	0.0	0.0	0.0
Shrinkage Acid Gas	0.0	0.0	0.0	0.0	0.0	0.0	0.0	0.0	0.0	0.0	0.0	0.0	0.0
Other products	8.8	12.6	0.0	0.0	0.0	0.0	0.0	0.0	0.0	0.0	0.0	0.0	21.4
Fuel	172.5	154.2	171.9	155.1	160.2	157.1	162.1	157.7	136.1	144.1	141.1	143.9	1,856.0
Flared	0.0	0.0	0.0	0.0	0.0	0.0	0.0	0.0	0.0	0.0	0.0	0.0	0.0
Vented	0.0	0.0	0.0	0.0	0.0	0.0	0.0	0.0	0.0	0.0	0.0	0.0	0.0
Diff and Other	-9.4	-38.4	-62.1	-26.2	26.8	14.6	10.5	25.5	36.1	16.9	-3.1	5.1	-3.7
Process and Frac													
Pentanes Plus	42.5	60.9	0.0	0.0	0.0	0.0	0.0	0.0	0.0	0.0	0.0	0.0	103.4
Propane	0.0	0.0	0.0	0.0	0.0	0.0	0.0	0.0	0.0	0.0	0.0	0.0	0.0
Butanes	0.0	0.0	0.0	0.0	0.0	0.0	0.0	0.0	0.0	0.0	0.0	0.0	0.0
Ethane	0.0	0.0	0.0	0.0	0.0	0.0	0.0	0.0	0.0	0.0	0.0	0.0	0.0
NGL	0.0	0.0	0.0	0.0	0.0	0.0	0.0	0.0	0.0	0.0	0.0	0.0	0.0
Sulphur	0.0	0.0	0.0	0.0	0.0	0.0	0.0	0.0	0.0	0.0	0.0	0.0	0.0
Sulphur Closing Inv	0.0	0.0	0.0	0.0	0.0	0.0	0.0	0.0	0.0	0.0	0.0	0.0	0.0

VPR6200

Facility ID ABGS0134722

Facility Name WOODRIVER 4-3 GS

Facility Licence # 37573

Facility Operator A663 TEAC

Production Month	201701	201702	201703	201704	201705	201706	201707	201708	201709	201710	201711	201712	Totals
Receipts													
Receipts from Alberta Facilities	411.5	360.5	387.0	354.2	335.8	252.0	331.9	291.6	300.5	291.8	288.8	277.7	3,883.3
Receipts from Non-Alberta Facilities	0.0	0.0	0.0	0.0	0.0	0.0	0.0	0.0	0.0	0.0	0.0	0.0	0.0
Dispositions													
Disposition													
Battery	0.0	0.0	0.0	0.0	0.0	0.0	0.0	0.0	0.0	0.0	0.0	0.0	0.0
Gas Gathering System	334.9	328.4	391.5	358.8	296.6	229.8	318.3	266.8	280.9	270.2	266.8	252.8	3,595.8
Gas Plant	0.0	0.0	0.0	0.0	0.0	0.0	0.0	0.0	0.0	0.0	0.0	0.0	0.0
Injection Facility	0.0	0.0	0.0	0.0	0.0	0.0	0.0	0.0	0.0	0.0	0.0	0.0	0.0
Meter Station	0.0	0.0	0.0	0.0	0.0	0.0	0.0	0.0	0.0	0.0	0.0	0.0	0.0
Other	0.0	0.0	0.0	0.0	0.0	0.0	0.0	0.0	0.0	0.0	0.0	0.0	0.0
Alberta Commercial	0.0	0.0	0.0	0.0	0.0	0.0	0.0	0.0	0.0	0.0	0.0	0.0	0.0
Alberta Industrial	0.0	0.0	0.0	0.0	0.0	0.0	0.0	0.0	0.0	0.0	0.0	0.0	0.0
Alberta Residential	0.0	0.0	0.0	0.0	0.0	0.0	0.0	0.0	0.0	0.0	0.0	0.0	0.0
Alberta Elec.Generation	0.0	0.0	0.0	0.0	0.0	0.0	0.0	0.0	0.0	0.0	0.0	0.0	0.0
Shrinkage													
Acid Gas	0.0	0.0	0.0	0.0	0.0	0.0	0.0	0.0	0.0	0.0	0.0	0.0	0.0
Other products	7.8	5.1	0.0	0.0	0.0	0.0	0.0	0.0	0.0	0.0	0.0	0.0	12.9
Fuel	26.0	22.1	26.1	26.2	23.4	17.7	24.2	21.0	21.3	21.4	22.0	24.9	276.3
Flared	0.0	0.0	0.0	0.0	0.0	0.0	0.0	0.0	0.0	0.0	0.0	0.0	0.0
Vented	0.0	0.0	0.0	0.0	0.0	0.0	0.0	0.0	0.0	0.0	0.0	0.0	0.0
Diff and Other	42.8	4.9	-30.6	-30.8	15.8	4.5	-10.6	3.8	-1.7	0.2	0.0	0.0	-1.7
Process and Frac													
Pentanes Plus	37.5	24.5	0.0	0.0	0.0	0.0	0.0	0.0	0.0	0.0	0.0	0.0	62.0
Propane	0.0	0.0	0.0	0.0	0.0	0.0	0.0	0.0	0.0	0.0	0.0	0.0	0.0
Butanes	0.0	0.0	0.0	0.0	0.0	0.0	0.0	0.0	0.0	0.0	0.0	0.0	0.0
Ethane	0.0	0.0	0.0	0.0	0.0	0.0	0.0	0.0	0.0	0.0	0.0	0.0	0.0
NGL	0.0	0.0	0.0	0.0	0.0	0.0	0.0	0.0	0.0	0.0	0.0	0.0	0.0
Sulphur	0.0	0.0	0.0	0.0	0.0	0.0	0.0	0.0	0.0	0.0	0.0	0.0	0.0
Sulphur Closing Inv	0.0	0.0	0.0	0.0	0.0	0.0	0.0	0.0	0.0	0.0	0.0	0.0	0.0

Unit of Measurement: Gas and Gas equivalent products: 1000m3, Liquids: m3, Sulphur: MTS

VPR6200

Facility ID ABGS0134916

Facility Name BXE WILGRN GGS 06-21

Facility Licence # 47411

Facility Operator A5E0 BELLATRIX

Production Month		201701	201702	201703	201704	201705	201706	201707	201708	201709	201710	201711	201712	Totals
Receipts														
Receipts from Alberta Facilities		29,411.5	24,971.7	25,451.3	23,099.0	22,692.2	19,939.3	20,672.6	26,091.2	25,398.0	31,533.4	27,673.3	30,405.8	307,339.3
Receipts from Non-Alberta Facilities		0.0	0.0	0.0	0.0	0.0	0.0	0.0	0.0	0.0	0.0	0.0	0.0	0.0
Dispositions														
Disposition	Battery	257.6	218.5	220.0	199.7	192.3	170.5	183.8	220.4	209.8	265.3	0.0	251.1	2,389.0
	Gas Gathering System	28,137.4	23,852.8	24,294.1	22,083.9	21,731.9	19,148.3	20,077.7	25,195.1	24,576.9	30,812.9	27,117.3	29,700.3	296,728.6
	Gas Plant	0.0	0.0	0.0	0.0	0.0	0.0	0.0	0.0	0.0	0.0	0.0	0.0	0.0
	Injection Facility	0.0	0.0	0.0	0.0	0.0	0.0	0.0	0.0	0.0	0.0	0.0	0.0	0.0
	Meter Station	0.0	0.0	0.0	0.0	0.0	0.0	0.0	0.0	0.0	0.0	0.0	0.0	0.0
	Other	0.0	0.0	0.0	0.0	0.0	0.0	0.0	0.0	0.0	0.0	0.0	0.0	0.0
	Alberta Commercial	0.0	0.0	0.0	0.0	0.0	0.0	0.0	0.0	0.0	0.0	0.0	0.0	0.0
	Alberta Industrial	0.0	0.0	0.0	0.0	0.0	0.0	0.0	0.0	0.0	0.0	0.0	0.0	0.0
	Alberta Residential	0.0	0.0	0.0	0.0	0.0	0.0	0.0	0.0	0.0	0.0	0.0	0.0	0.0
	Alberta Elec.Generation	0.0	0.0	0.0	0.0	0.0	0.0	0.0	0.0	0.0	0.0	0.0	0.0	0.0
Shrinkage	Acid Gas	0.0	0.0	0.0	0.0	0.0	0.0	0.0	0.0	0.0	0.0	0.0	0.0	0.0
	Other products	0.0	7.0	1.8	1.7	1.9	5.8	4.5	23.1	73.4	8.7	11.2	5.1	144.2
Fuel		862.5	731.5	736.6	668.5	643.9	570.7	615.3	737.8	702.2	888.1	761.1	840.7	8,758.9
Flared		0.3	0.3	0.3	0.0	25.9	25.4	25.9	26.4	25.4	26.4	25.5	26.2	208.0
Vented		0.0	0.0	0.0	0.0	0.0	0.0	0.0	0.0	0.0	0.0	0.0	0.0	0.0
Diff and Other		153.7	161.6	198.5	145.2	96.3	18.6	-234.6	-111.6	-189.7	-468.0	-241.8	-417.6	-889.4
Process and Frac														
	Pentanes Plus	0.0	34.1	8.8	8.0	9.0	28.0	22.0	112.0	355.2	42.2	54.0	24.7	698.0
	Propane	0.0	0.0	0.0	0.0	0.0	0.0	0.0	0.0	0.0	0.0	0.0	0.0	0.0
	Butanes	0.0	0.0	0.0	0.0	0.0	0.0	0.0	0.0	0.0	0.0	0.0	0.0	0.0
	Ethane	0.0	0.0	0.0	0.0	0.0	0.0	0.0	0.0	0.0	0.0	0.0	0.0	0.0
	NGL	0.0	0.0	0.0	0.0	0.0	0.0	0.0	0.0	0.0	0.0	0.0	0.0	0.0
	Sulphur	0.0	0.0	0.0	0.0	0.0	0.0	0.0	0.0	0.0	0.0	0.0	0.0	0.0
	Sulphur Closing Inv	0.0	0.0	0.0	0.0	0.0	0.0	0.0	0.0	0.0	0.0	0.0	0.0	0.0

VPR6200

Facility ID ABGS0135228

Facility Name CONOCO 14-07 COMPRESSOR

Facility Licence # 22187

Facility Operator A5D4 CVE

Production Month	201701	201702	201703	201704	201705	201706	201707	201708	201709	201710	201711	201712	Totals
Receipts													
Receipts from Alberta Facilities	5,478.6	5,549.6	5,810.7	5,506.2	5,637.4	5,870.2	6,628.0	6,471.5	6,223.0	6,625.8	6,099.1	6,420.9	72,321.0
Receipts from Non-Alberta Facilities	0.0	0.0	0.0	0.0	0.0	0.0	0.0	0.0	0.0	0.0	0.0	0.0	0.0
Dispositions													
Disposition Battery	0.0	0.0	0.0	0.0	0.0	0.0	0.0	0.0	0.0	0.0	0.0	0.0	0.0
Gas Gathering System	5,104.5	5,183.0	5,411.4	5,109.8	5,232.9	5,717.9	6,467.7	6,357.3	6,056.4	6,452.9	5,933.0	6,247.3	69,274.1
Gas Plant	0.0	0.0	0.0	0.0	0.0	0.0	0.0	0.0	0.0	0.0	0.0	0.0	0.0
Injection Facility	0.0	0.0	0.0	0.0	0.0	0.0	0.0	0.0	0.0	0.0	0.0	0.0	0.0
Meter Station	0.0	0.0	0.0	0.0	0.0	0.0	0.0	0.0	0.0	0.0	0.0	0.0	0.0
Other	0.0	0.0	0.0	0.0	0.0	0.0	0.0	0.0	0.0	0.0	0.0	0.0	0.0
Alberta Commercial	0.0	0.0	0.0	0.0	0.0	0.0	0.0	0.0	0.0	0.0	0.0	0.0	0.0
Alberta Industrial	0.0	0.0	0.0	0.0	0.0	0.0	0.0	0.0	0.0	0.0	0.0	0.0	0.0
Alberta Residential	0.0	0.0	0.0	0.0	0.0	0.0	0.0	0.0	0.0	0.0	0.0	0.0	0.0
Alberta Elec.Generation	0.0	0.0	0.0	0.0	0.0	0.0	0.0	0.0	0.0	0.0	0.0	0.0	0.0
Shrinkage Acid Gas	0.0	0.0	0.0	0.0	0.0	0.0	0.0	0.0	0.0	0.0	0.0	0.0	0.0
Other products	0.9	2.6	1.6	3.6	1.5	1.0	0.0	0.2	0.0	0.0	0.0	0.0	11.4
Fuel	371.8	363.6	397.5	392.6	402.4	150.0	160.1	109.7	162.5	169.1	161.3	168.4	3,009.0
Flared	0.0	0.0	0.0	0.0	0.0	0.0	0.0	0.0	0.0	0.0	0.0	0.0	0.0
Vented	1.4	0.4	0.3	0.2	0.6	1.3	0.2	4.5	4.1	4.7	4.8	5.2	27.7
Diff and Other	0.0	0.0	-0.1	0.0	0.0	0.0	0.0	-0.2	0.0	-0.9	0.0	0.0	-1.2
Process and Frac													
Pentanes Plus	4.3	12.6	7.5	17.6	7.3	5.0	0.0	0.9	0.0	0.0	0.0	0.0	55.2
Propane	0.0	0.0	0.0	0.0	0.0	0.0	0.0	0.0	0.0	0.0	0.0	0.0	0.0
Butanes	0.0	0.0	0.0	0.0	0.0	0.0	0.0	0.0	0.0	0.0	0.0	0.0	0.0
Ethane	0.0	0.0	0.0	0.0	0.0	0.0	0.0	0.0	0.0	0.0	0.0	0.0	0.0
NGL	0.0	0.0	0.0	0.0	0.0	0.0	0.0	0.0	0.0	0.0	0.0	0.0	0.0
Sulphur	0.0	0.0	0.0	0.0	0.0	0.0	0.0	0.0	0.0	0.0	0.0	0.0	0.0
Sulphur Closing Inv	0.0	0.0	0.0	0.0	0.0	0.0	0.0	0.0	0.0	0.0	0.0	0.0	0.0

Unit of Measurement: Gas and Gas equivalent products: 1000m3, Liquids: m3, Sulphur: MTS

VPR6200
Facility ID ABGS0135229
Facility Licence # 11496

Facility Name CONOCO ROCK CREEK 12-01 GGS
Facility Operator A5D4 CVE

Production Month	201701	201702	201703	201704	201705	201706	201707	201708	201709	201710	201711	201712	Totals
Receipts													
Receipts from Alberta Facilities	8,352.5	7,635.3	8,372.0	7,672.8	7,701.8	7,126.8	7,155.5	7,299.6	6,682.0	6,775.1	6,838.2	7,088.2	88,699.8
Receipts from Non-Alberta Facilities	0.0	0.0	0.0	0.0	0.0	0.0	0.0	0.0	0.0	0.0	0.0	0.0	0.0
Dispositions													
Disposition	Battery	0.0	0.0	0.0	0.0	0.0	0.0	0.0	0.0	0.0	0.0	0.0	0.0
	Gas Gathering System	7,994.4	7,329.0	8,028.6	7,340.9	7,355.7	6,790.5	6,831.2	6,978.3	6,355.1	6,775.2	6,525.7	6,468.1
	Gas Plant	0.0	0.0	0.0	0.0	0.0	0.0	0.0	0.0	0.0	0.0	0.0	0.0
	Injection Facility	0.0	0.0	0.0	0.0	0.0	0.0	0.0	0.0	0.0	0.0	0.0	0.0
	Meter Station	0.0	0.0	0.0	0.0	0.0	0.0	0.0	0.0	0.0	0.0	0.0	0.0
	Other	0.0	0.0	0.0	0.0	0.0	0.0	0.0	0.0	0.0	0.0	0.0	0.0
	Alberta Commercial	0.0	0.0	0.0	0.0	0.0	0.0	0.0	0.0	0.0	0.0	0.0	0.0
	Alberta Industrial	0.0	0.0	0.0	0.0	0.0	0.0	0.0	0.0	0.0	0.0	0.0	0.0
	Alberta Residential	0.0	0.0	0.0	0.0	0.0	0.0	0.0	0.0	0.0	0.0	0.0	0.0
	Alberta Elec.Generation	0.0	0.0	0.0	0.0	0.0	0.0	0.0	0.0	0.0	0.0	0.0	0.0
Shrinkage	Acid Gas	0.0	0.0	0.0	0.0	0.0	0.0	0.0	0.0	0.0	0.0	0.0	0.0
	Other products	15.5	1.9	1.9	1.2	0.4	3.6	1.0	0.2	1.1	0.6	1.3	28.7
Fuel		342.0	304.4	341.5	330.7	345.7	332.8	323.4	321.1	312.2	0.0	312.5	618.8
Flared		0.7	0.0	0.0	0.0	0.0	0.0	0.0	0.0	0.0	0.0	0.0	0.7
Vented		0.0	0.0	0.0	0.0	0.0	0.0	0.0	0.0	0.0	0.0	0.0	0.0
Diff and Other		-0.1	0.0	0.0	0.0	0.0	-0.1	-0.1	0.0	13.6	-0.7	0.0	12.6
Process and Frac													
Pentanes Plus		75.0	9.0	9.4	5.6	1.9	17.2	4.6	1.0	5.1	3.1	0.1	6.5
Propane		0.0	0.0	0.0	0.0	0.0	0.0	0.0	0.0	0.0	0.0	0.0	0.0
Butanes		0.0	0.0	0.0	0.0	0.0	0.0	0.0	0.0	0.0	0.0	0.0	0.0
Ethane		0.0	0.0	0.0	0.0	0.0	0.0	0.0	0.0	0.0	0.0	0.0	0.0
NGL		0.0	0.0	0.0	0.0	0.0	0.0	0.0	0.0	0.0	0.0	0.0	0.0
Sulphur		0.0	0.0	0.0	0.0	0.0	0.0	0.0	0.0	0.0	0.0	0.0	0.0
Sulphur Closing Inv		0.0	0.0	0.0	0.0	0.0	0.0	0.0	0.0	0.0	0.0	0.0	0.0

Unit of Measurement: Gas and Gas equivalent products: 1000m3, Liquids: m3, Sulphur: MTS

VPR6200

Facility ID ABGS0135230

Facility Name CONOCO 08-02 GGS

Facility Licence # 22189

Facility Operator A5D4 CVE

Production Month	201701	201702	201703	201704	201705	201706	201707	201708	201709	201710	201711	201712	Totals
Receipts													
Receipts from Alberta Facilities	4,170.8	3,592.9	3,642.4	3,556.7	3,958.0	2,945.9	2,208.9	2,012.0	2,185.9	3,753.4	3,826.9	3,287.3	39,141.1
Receipts from Non-Alberta Facilities	0.0	0.0	0.0	0.0	0.0	0.0	0.0	0.0	0.0	0.0	0.0	0.0	0.0
Dispositions													
Disposition													
Battery	0.0	0.0	0.0	0.0	0.0	0.0	0.0	0.0	0.0	0.0	0.0	0.0	0.0
Gas Gathering System	3,968.1	3,442.4	3,496.8	3,397.7	3,805.9	2,826.2	2,083.2	1,904.8	2,092.0	3,611.7	3,686.5	3,158.4	37,473.7
Gas Plant	0.0	0.0	0.0	0.0	0.0	0.0	0.0	0.0	0.0	0.0	0.0	0.0	0.0
Injection Facility	0.0	0.0	0.0	0.0	0.0	0.0	0.0	0.0	0.0	0.0	0.0	0.0	0.0
Meter Station	0.0	0.0	0.0	0.0	0.0	0.0	0.0	0.0	0.0	0.0	0.0	0.0	0.0
Other	0.0	0.0	0.0	0.0	0.0	0.0	0.0	0.0	0.0	0.0	0.0	0.0	0.0
Alberta Commercial	0.0	0.0	0.0	0.0	0.0	0.0	0.0	0.0	0.0	0.0	0.0	0.0	0.0
Alberta Industrial	0.0	0.0	0.0	0.0	0.0	0.0	0.0	0.0	0.0	0.0	0.0	0.0	0.0
Alberta Residential	0.0	0.0	0.0	0.0	0.0	0.0	0.0	0.0	0.0	0.0	0.0	0.0	0.0
Alberta Elec.Generation	0.0	0.0	0.0	0.0	0.0	0.0	0.0	0.0	0.0	0.0	0.0	0.0	0.0
Shrinkage													
Acid Gas	0.0	0.0	0.0	0.0	0.0	0.0	0.0	0.0	0.0	0.0	0.0	0.0	0.0
Other products	12.8	3.1	10.9	4.5	2.2	0.9	0.0	0.0	0.0	1.2	0.0	0.2	35.8
Fuel	195.1	147.2	134.5	154.0	148.4	117.6	125.7	106.9	93.5	136.9	140.4	128.6	1,628.8
Flared	0.0	0.0	0.0	0.0	0.0	0.0	0.0	0.0	0.0	0.0	0.0	0.0	0.0
Vented	0.0	0.2	0.2	0.5	1.5	1.2	0.0	0.3	0.4	0.1	0.0	0.1	4.5
Diff and Other	-5.2	0.0	0.0	0.0	0.0	0.0	0.0	0.0	0.0	3.5	0.0	0.0	-1.7
Process and Frac													
Pentanes Plus	62.1	15.1	52.9	21.6	10.8	4.4	0.0	0.0	0.0	5.6	0.0	0.8	173.3
Propane	0.0	0.0	0.0	0.0	0.0	0.0	0.0	0.0	0.0	0.0	0.0	0.0	0.0
Butanes	0.0	0.0	0.0	0.0	0.0	0.0	0.0	0.0	0.0	0.0	0.0	0.0	0.0
Ethane	0.0	0.0	0.0	0.0	0.0	0.0	0.0	0.0	0.0	0.0	0.0	0.0	0.0
NGL	0.0	0.0	0.0	0.0	0.0	0.0	0.0	0.0	0.0	0.0	0.0	0.0	0.0
Sulphur	0.0	0.0	0.0	0.0	0.0	0.0	0.0	0.0	0.0	0.0	0.0	0.0	0.0
Sulphur Closing Inv	0.0	0.0	0.0	0.0	0.0	0.0	0.0	0.0	0.0	0.0	0.0	0.0	0.0

VPR6200

Facility ID ABGS0135315

Facility Name FARMINGTON 6-28-80-11W6

Facility Licence # 47645

Facility Operator OHE9 CNRL

Production Month	201701	201702	201703	201704	201705	201706	201707	201708	201709	201710	201711	201712	Totals
Receipts													
Receipts from Alberta Facilities	694.2	726.7	718.6	753.7	787.2	528.2	742.7	864.5	835.3	836.4	543.6	846.3	8,877.4
Receipts from Non-Alberta Facilities	0.0	0.0	0.0	0.0	0.0	0.0	0.0	0.0	0.0	0.0	0.0	0.0	0.0
Dispositions													
Disposition													
Battery	0.0	0.0	0.0	0.0	0.0	0.0	0.0	0.0	0.0	0.0	0.0	0.0	0.0
Gas Gathering System	681.3	672.9	672.1	733.7	850.6	572.5	827.5	864.4	787.2	798.2	539.9	829.1	8,829.4
Gas Plant	0.0	0.0	0.0	0.0	0.0	0.0	0.0	0.0	0.0	0.0	0.0	0.0	0.0
Injection Facility	0.0	0.0	0.0	0.0	0.0	0.0	0.0	0.0	0.0	0.0	0.0	0.0	0.0
Meter Station	0.0	0.0	0.0	0.0	0.0	0.0	0.0	0.0	0.0	0.0	0.0	0.0	0.0
Other	0.0	0.0	0.0	0.0	0.0	0.0	0.0	0.0	0.0	0.0	0.0	0.0	0.0
Alberta Commercial	0.0	0.0	0.0	0.0	0.0	0.0	0.0	0.0	0.0	0.0	0.0	0.0	0.0
Alberta Industrial	0.0	0.0	0.0	0.0	0.0	0.0	0.0	0.0	0.0	0.0	0.0	0.0	0.0
Alberta Residential	0.0	0.0	0.0	0.0	0.0	0.0	0.0	0.0	0.0	0.0	0.0	0.0	0.0
Alberta Elec.Generation	0.0	0.0	0.0	0.0	0.0	0.0	0.0	0.0	0.0	0.0	0.0	0.0	0.0
Shrinkage													
Acid Gas	0.0	0.0	0.0	0.0	0.0	0.0	0.0	0.0	0.0	0.0	0.0	0.0	0.0
Other products	2.1	2.1	5.2	1.3	4.2	1.9	2.7	2.4	4.1	1.9	2.8	5.2	35.9
Fuel	15.4	17.0	3.1	2.9	3.3	2.1	1.7	17.2	15.6	15.3	11.8	17.1	122.5
Flared	0.0	0.0	0.0	0.0	0.0	0.0	0.0	0.0	0.0	0.0	0.0	0.0	0.0
Vented	0.0	0.0	0.0	0.0	0.0	0.0	0.0	0.0	0.0	0.0	0.0	0.0	0.0
Diff and Other	-4.6	34.7	38.2	15.8	-70.9	-48.3	-89.2	-19.5	28.4	21.0	-10.9	-5.1	-110.4
Process and Frac													
Pentanes Plus	10.3	10.3	25.2	6.4	20.5	9.4	13.0	11.5	19.7	9.3	13.4	25.3	174.3
Propane	0.0	0.0	0.0	0.0	0.0	0.0	0.0	0.0	0.0	0.0	0.0	0.0	0.0
Butanes	0.0	0.0	0.0	0.0	0.0	0.0	0.0	0.0	0.0	0.0	0.0	0.0	0.0
Ethane	0.0	0.0	0.0	0.0	0.0	0.0	0.0	0.0	0.0	0.0	0.0	0.0	0.0
NGL	0.0	0.0	0.0	0.0	0.0	0.0	0.0	0.0	0.0	0.0	0.0	0.0	0.0
Sulphur	0.0	0.0	0.0	0.0	0.0	0.0	0.0	0.0	0.0	0.0	0.0	0.0	0.0
Sulphur Closing Inv	0.0	0.0	0.0	0.0	0.0	0.0	0.0	0.0	0.0	0.0	0.0	0.0	0.0

Unit of Measurement: Gas and Gas equivalent products: 1000m3, Liquids: m3, Sulphur: MTS

VPR6200

Facility ID ABGS0135378

Facility Name Bellatrix 7-10 Gathering System

Facility Licence # 26376

Facility Operator A5E0 BELLATRIX

Production Month	201701	201702	201703	201704	201705	201706	201707	201708	201709	201710	201711	201712	Totals
Receipts													
Receipts from Alberta Facilities	14,928.4	13,860.9	14,931.1	13,936.0	14,021.1	13,452.0	13,664.0	13,280.8	12,780.8	14,131.3	15,010.1	16,909.5	170,906.0
Receipts from Non-Alberta Facilities	0.0	0.0	0.0	0.0	0.0	0.0	0.0	0.0	0.0	0.0	0.0	0.0	0.0
Dispositions													
Disposition													
Battery	68.9	0.0	0.0	0.0	0.0	0.0	0.0	0.0	0.0	0.0	0.0	0.0	68.9
Gas Gathering System	14,468.1	13,431.3	14,623.8	13,582.5	13,667.9	12,817.8	13,011.0	12,699.1	12,195.8	13,659.9	14,571.3	16,246.6	164,975.1
Gas Plant	0.0	0.0	0.0	0.0	0.0	0.0	0.0	0.0	0.0	0.0	0.0	0.0	0.0
Injection Facility	0.0	0.0	0.0	0.0	0.0	0.0	0.0	0.0	0.0	0.0	0.0	0.0	0.0
Meter Station	0.0	0.0	0.0	0.0	0.0	0.0	0.0	0.0	0.0	0.0	0.0	0.0	0.0
Other	0.0	0.0	0.0	0.0	0.0	0.0	0.0	0.0	0.0	0.0	0.0	0.0	0.0
Alberta Commercial	0.0	0.0	0.0	0.0	0.0	0.0	0.0	0.0	0.0	0.0	0.0	0.0	0.0
Alberta Industrial	0.0	0.0	0.0	0.0	0.0	0.0	0.0	0.0	0.0	0.0	0.0	0.0	0.0
Alberta Residential	0.0	0.0	0.0	0.0	0.0	0.0	0.0	0.0	0.0	0.0	0.0	0.0	0.0
Alberta Elec.Generation	0.0	0.0	0.0	0.0	0.0	0.0	0.0	0.0	0.0	0.0	0.0	0.0	0.0
Shrinkage													
Acid Gas	0.0	0.0	0.0	0.0	0.0	0.0	0.0	0.0	0.0	0.0	0.0	0.0	0.0
Other products	0.0	0.0	0.0	0.2	0.0	0.0	0.0	0.0	0.0	0.0	0.0	0.0	0.2
Fuel	477.0	442.2	454.8	408.5	405.8	496.1	504.4	407.8	421.2	439.6	437.1	461.9	5,356.4
Flared	12.3	10.6	9.5	7.0	7.3	7.7	4.2	5.0	0.0	7.4	9.6	11.7	92.3
Vented	0.0	0.0	0.0	0.0	0.0	0.0	0.0	0.0	0.0	0.0	0.0	0.0	0.0
Diff and Other	-97.9	-23.2	-157.0	-62.2	-59.9	130.4	144.4	168.9	163.8	24.4	-7.9	189.3	413.1
Process and Frac													
Pentanes Plus	0.0	0.0	0.1	1.0	0.0	0.0	0.0	0.0	0.0	0.0	0.0	0.0	1.1
Propane	0.0	0.0	0.0	0.0	0.0	0.0	0.0	0.0	0.0	0.0	0.0	0.0	0.0
Butanes	0.0	0.0	0.0	0.0	0.0	0.0	0.0	0.0	0.0	0.0	0.0	0.0	0.0
Ethane	0.0	0.0	0.0	0.0	0.0	0.0	0.0	0.0	0.0	0.0	0.0	0.0	0.0
NGL	0.0	0.0	0.0	0.0	0.0	0.0	0.0	0.0	0.0	0.0	0.0	0.0	0.0
Sulphur	0.0	0.0	0.0	0.0	0.0	0.0	0.0	0.0	0.0	0.0	0.0	0.0	0.0
Sulphur Closing Inv	0.0	0.0	0.0	0.0	0.0	0.0	0.0	0.0	0.0	0.0	0.0	0.0	0.0

Unit of Measurement: Gas and Gas equivalent products: 1000m3, Liquids: m3, Sulphur: MTS

VPR6200

Facility ID ABGS0135380

Facility Name Hamburg 12-29-096-11W6 CS

Facility Licence # 17693

Facility Operator OHE9

Production Month	201701	201702	201703	201704	201705	201706	201707	201708	201709	201710	201711	201712	Totals
Receipts													
Receipts from Alberta Facilities	0.0	0.0	0.0	0.0	0.0	0.0	0.0	0.0	0.0	0.0	0.0	0.0	0.0
Receipts from Non-Alberta Facilities	0.0	0.0	0.0	0.0	0.0	0.0	0.0	0.0	0.0	0.0	0.0	0.0	0.0
Dispositions													
Disposition													
Battery	0.0	0.0	0.0	0.0	0.0	0.0	0.0	0.0	0.0	0.0	0.0	0.0	0.0
Gas Gathering System	0.0	0.0	0.0	0.0	0.0	0.0	0.0	0.0	0.0	0.0	0.0	0.0	0.0
Gas Plant	0.0	0.0	0.0	0.0	0.0	0.0	0.0	0.0	0.0	0.0	0.0	0.0	0.0
Injection Facility	0.0	0.0	0.0	0.0	0.0	0.0	0.0	0.0	0.0	0.0	0.0	0.0	0.0
Meter Station	0.0	0.0	0.0	0.0	0.0	0.0	0.0	0.0	0.0	0.0	0.0	0.0	0.0
Other	0.0	0.0	0.0	0.0	0.0	0.0	0.0	0.0	0.0	0.0	0.0	0.0	0.0
Alberta Commercial	0.0	0.0	0.0	0.0	0.0	0.0	0.0	0.0	0.0	0.0	0.0	0.0	0.0
Alberta Industrial	0.0	0.0	0.0	0.0	0.0	0.0	0.0	0.0	0.0	0.0	0.0	0.0	0.0
Alberta Residential	0.0	0.0	0.0	0.0	0.0	0.0	0.0	0.0	0.0	0.0	0.0	0.0	0.0
Alberta Elec.Generation	0.0	0.0	0.0	0.0	0.0	0.0	0.0	0.0	0.0	0.0	0.0	0.0	0.0
Shrinkage													
Acid Gas	0.0	0.0	0.0	0.0	0.0	0.0	0.0	0.0	0.0	0.0	0.0	0.0	0.0
Other products	0.0	0.0	0.0	0.0	0.0	0.0	0.0	0.0	0.0	0.0	0.0	0.0	0.0
Fuel	0.0	0.0	0.0	0.0	0.0	0.0	0.0	0.0	0.0	0.0	0.0	0.0	0.0
Flared	0.0	0.0	0.0	0.0	0.0	0.0	0.0	0.0	0.0	0.0	0.0	0.0	0.0
Vented	0.0	0.0	0.0	0.0	0.0	0.0	0.0	0.0	0.0	0.0	0.0	0.0	0.0
Diff and Other	0.0	0.0	0.0	0.0	0.0	0.0	0.0	0.0	0.0	0.0	0.0	0.0	0.0
Process and Frac													
Pentanes Plus	0.0	0.0	0.0	0.0	0.0	0.0	0.0	0.0	0.0	0.0	0.0	0.0	0.0
Propane	0.0	0.0	0.0	0.0	0.0	0.0	0.0	0.0	0.0	0.0	0.0	0.0	0.0
Butanes	0.0	0.0	0.0	0.0	0.0	0.0	0.0	0.0	0.0	0.0	0.0	0.0	0.0
Ethane	0.0	0.0	0.0	0.0	0.0	0.0	0.0	0.0	0.0	0.0	0.0	0.0	0.0
NGL	0.0	0.0	1.7	0.0	0.0	0.0	0.0	0.0	0.0	0.0	0.0	0.1	1.8
Sulphur	0.0	0.0	0.0	0.0	0.0	0.0	0.0	0.0	0.0	0.0	0.0	0.0	0.0
Sulphur Closing Inv	0.0	0.0	0.0	0.0	0.0	0.0	0.0	0.0	0.0	0.0	0.0	0.0	0.0

Unit of Measurement: Gas and Gas equivalent products: 1000m3, Liquids: m3, Sulphur: MTS

VPR6200

Facility ID ABGS0135526

Facility Name FOURTH CREEK 05-22 GATHERING SYSTEM

Facility Licence # 20171

Facility Operator A1KN SEMC

Production Month	201701	201702	201703	201704	201705	201706	201707	201708	201709	201710	201711	201712	Totals
Receipts													
Receipts from Alberta Facilities	2,999.0	2,956.5	3,118.1	2,989.1	5,217.6	2,317.9	6,275.5	13,630.3	10,853.1	10,258.4	9,968.1	9,735.8	80,319.4
Receipts from Non-Alberta Facilities	12,042.4	11,136.5	11,687.6	8,726.2	10,238.9	7,019.4	4,621.1	1,342.0	5,148.3	5,651.2	6,060.8	6,543.6	90,218.0
Dispositions													
Disposition													
Battery	0.0	0.0	0.0	0.0	0.0	0.0	0.0	0.0	0.0	0.0	0.0	0.0	0.0
Gas Gathering System	14,479.9	13,620.3	14,466.0	11,238.4	15,241.1	9,574.3	10,188.7	14,722.9	15,731.1	15,378.6	15,979.6	15,960.9	166,581.8
Gas Plant	0.0	0.0	0.0	0.0	0.0	0.0	0.0	0.0	0.0	0.0	0.0	0.0	0.0
Injection Facility	0.0	0.0	0.0	0.0	0.0	0.0	0.0	0.0	0.0	0.0	0.0	0.0	0.0
Meter Station	0.0	0.0	0.0	0.0	0.0	0.0	0.0	0.0	0.0	0.0	0.0	0.0	0.0
Other	0.0	0.0	0.0	0.0	0.0	0.0	0.0	0.0	0.0	0.0	0.0	0.0	0.0
Alberta Commercial	0.0	0.0	0.0	0.0	0.0	0.0	0.0	0.0	0.0	0.0	0.0	0.0	0.0
Alberta Industrial	0.0	0.0	0.0	0.0	0.0	0.0	0.0	0.0	0.0	0.0	0.0	0.0	0.0
Alberta Residential	0.0	0.0	0.0	0.0	0.0	0.0	0.0	0.0	0.0	0.0	0.0	0.0	0.0
Alberta Elec.Generation	0.0	0.0	0.0	0.0	0.0	0.0	0.0	0.0	0.0	0.0	0.0	0.0	0.0
Shrinkage													
Acid Gas	0.0	0.0	0.0	0.0	0.0	0.0	0.0	0.0	0.0	0.0	0.0	0.0	0.0
Other products	0.2	1.0	1.4	1.0	2.2	1.3	1.8	1.9	2.3	4.2	0.7	0.4	18.4
Fuel	336.6	318.9	323.3	237.0	324.1	196.9	220.1	336.7	338.5	340.3	321.6	332.1	3,626.1
Flared	0.0	0.0	0.0	0.0	0.0	0.0	0.0	0.0	0.0	0.0	0.0	0.0	0.0
Vented	0.0	0.0	0.0	0.0	0.0	0.0	0.0	0.0	0.0	0.0	0.0	0.0	0.0
Diff and Other	224.7	152.8	15.0	238.9	-110.9	-435.2	486.0	-89.2	-70.5	186.5	-273.0	-14.0	311.1
Process and Frac													
Pentanes Plus	0.8	4.7	6.8	4.9	10.8	6.1	8.6	9.0	11.3	20.4	3.4	1.8	88.6
Propane	0.0	0.0	0.0	0.0	0.0	0.0	0.0	0.0	0.0	0.0	0.0	0.0	0.0
Butanes	0.0	0.0	0.0	0.0	0.0	0.0	0.0	0.0	0.0	0.0	0.0	0.0	0.0
Ethane	0.0	0.0	0.0	0.0	0.0	0.0	0.0	0.0	0.0	0.0	0.0	0.0	0.0
NGL	0.0	0.0	0.0	0.0	0.0	0.0	0.0	0.0	0.0	0.0	0.0	0.0	0.0
Sulphur	0.0	0.0	0.0	0.0	0.0	0.0	0.0	0.0	0.0	0.0	0.0	0.0	0.0
Sulphur Closing Inv	0.0	0.0	0.0	0.0	0.0	0.0	0.0	0.0	0.0	0.0	0.0	0.0	0.0

Unit of Measurement: Gas and Gas equivalent products: 1000m3, Liquids: m3, Sulphur: MTS

VPR6200

Facility ID ABGS0135527

Facility Name FOURTH CREEK 14-11 GATHERING SYSTEM

Facility Licence # 21172

Facility Operator A1KN SEMC

Production Month	201701	201702	201703	201704	201705	201706	201707	201708	201709	201710	201711	201712	Totals
Receipts													
Receipts from Alberta Facilities	2,800.4	2,381.9	2,685.4	2,522.3	2,460.2	1,199.9	1,065.3	1,225.9	1,321.1	1,575.6	1,020.9	1,027.8	21,286.7
Receipts from Non-Alberta Facilities	0.0	0.0	0.0	0.0	0.0	0.0	0.0	0.0	0.0	0.0	0.0	0.0	0.0
Dispositions													
Disposition													
Battery	0.0	0.0	0.0	0.0	0.0	0.0	0.0	0.0	0.0	0.0	0.0	0.0	0.0
Gas Gathering System	2,819.7	2,434.7	2,739.3	2,522.8	2,429.2	1,189.8	1,050.7	1,335.5	1,264.0	1,519.7	980.3	964.0	21,249.7
Gas Plant	0.0	0.0	0.0	0.0	0.0	0.0	0.0	0.0	0.0	0.0	0.0	0.0	0.0
Injection Facility	0.0	0.0	0.0	0.0	0.0	0.0	0.0	0.0	0.0	0.0	0.0	0.0	0.0
Meter Station	0.0	0.0	0.0	0.0	0.0	0.0	0.0	0.0	0.0	0.0	0.0	0.0	0.0
Other	0.0	0.0	0.0	0.0	0.0	0.0	0.0	0.0	0.0	0.0	0.0	0.0	0.0
Alberta Commercial	0.0	0.0	0.0	0.0	0.0	0.0	0.0	0.0	0.0	0.0	0.0	0.0	0.0
Alberta Industrial	0.0	0.0	0.0	0.0	0.0	0.0	0.0	0.0	0.0	0.0	0.0	0.0	0.0
Alberta Residential	0.0	0.0	0.0	0.0	0.0	0.0	0.0	0.0	0.0	0.0	0.0	0.0	0.0
Alberta Elec.Generation	0.0	0.0	0.0	0.0	0.0	0.0	0.0	0.0	0.0	0.0	0.0	0.0	0.0
Shrinkage													
Acid Gas	0.0	0.0	0.0	0.0	0.0	0.0	0.0	0.0	0.0	0.0	0.0	0.0	0.0
Other products	1.2	0.0	2.6	0.0	0.4	0.7	0.7	0.1	1.4	0.3	0.0	0.8	8.2
Fuel	42.8	36.7	53.3	66.1	66.9	12.8	56.7	38.9	36.4	36.8	26.8	39.3	513.5
Flared	0.0	0.0	0.0	0.0	0.0	0.0	0.0	0.0	0.0	0.0	0.0	0.0	0.0
Vented	0.0	0.0	0.0	0.0	0.0	0.0	0.0	0.0	0.0	0.0	0.0	0.0	0.0
Diff and Other	-63.3	-89.5	-109.8	-66.6	-36.3	-3.4	-42.8	-148.6	19.3	18.8	13.8	23.7	-484.7
Process and Frac													
Pentanes Plus	5.6	0.0	12.4	0.0	2.0	3.6	3.2	0.6	6.6	1.3	0.0	3.9	39.2
Propane	0.0	0.0	0.0	0.0	0.0	0.0	0.0	0.0	0.0	0.0	0.0	0.0	0.0
Butanes	0.0	0.0	0.0	0.0	0.0	0.0	0.0	0.0	0.0	0.0	0.0	0.0	0.0
Ethane	0.0	0.0	0.0	0.0	0.0	0.0	0.0	0.0	0.0	0.0	0.0	0.0	0.0
NGL	0.0	0.0	0.0	0.0	0.0	0.0	0.0	0.0	0.0	0.0	0.0	0.0	0.0
Sulphur	0.0	0.0	0.0	0.0	0.0	0.0	0.0	0.0	0.0	0.0	0.0	0.0	0.0
Sulphur Closing Inv	0.0	0.0	0.0	0.0	0.0	0.0	0.0	0.0	0.0	0.0	0.0	0.0	0.0

Unit of Measurement: Gas and Gas equivalent products: 1000m3, Liquids: m3, Sulphur: MTS

VPR6200

Facility ID ABGS0135947

Facility Name LRE EDSON 00/05-24-054-18W5 GGS

Facility Licence # 43497

Facility Operator A517 LONG RUN

Production Month	201701	201702	201703	201704	201705	201706	201707	201708	201709	201710	201711	201712	Totals
Receipts													
Receipts from Alberta Facilities	859.0	774.8	853.6	852.9	849.3	837.4	835.8	798.8	756.9	886.5	876.7	817.4	9,999.1
Receipts from Non-Alberta Facilities	0.0	0.0	0.0	0.0	0.0	0.0	0.0	0.0	0.0	0.0	0.0	0.0	0.0
Dispositions													
Disposition													
Battery	0.0	0.0	0.0	0.0	0.0	0.0	0.0	0.0	0.0	0.0	0.0	0.0	0.0
Gas Gathering System	662.1	631.0	703.7	683.5	702.8	689.5	687.2	657.3	644.0	740.6	738.7	743.6	8,284.0
Gas Plant	0.0	0.0	0.0	0.0	0.0	0.0	0.0	0.0	0.0	0.0	0.0	0.0	0.0
Injection Facility	0.0	0.0	0.0	0.0	0.0	0.0	0.0	0.0	0.0	0.0	0.0	0.0	0.0
Meter Station	0.0	0.0	0.0	0.0	0.0	0.0	0.0	0.0	0.0	0.0	0.0	0.0	0.0
Other	0.0	0.0	0.0	0.0	0.0	0.0	0.0	0.0	0.0	0.0	0.0	0.0	0.0
Alberta Commercial	0.0	0.0	0.0	0.0	0.0	0.0	0.0	0.0	0.0	0.0	0.0	0.0	0.0
Alberta Industrial	0.0	0.0	0.0	0.0	0.0	0.0	0.0	0.0	0.0	0.0	0.0	0.0	0.0
Alberta Residential	0.0	0.0	0.0	0.0	0.0	0.0	0.0	0.0	0.0	0.0	0.0	0.0	0.0
Alberta Elec.Generation	0.0	0.0	0.0	0.0	0.0	0.0	0.0	0.0	0.0	0.0	0.0	0.0	0.0
Shrinkage													
Acid Gas	0.0	0.0	0.0	0.0	0.0	0.0	0.0	0.0	0.0	0.0	0.0	0.0	0.0
Other products	6.6	5.3	7.1	6.4	5.1	4.8	5.8	5.3	4.7	3.7	6.7	5.3	66.8
Fuel	135.4	96.5	103.4	102.7	105.5	102.0	109.0	101.0	95.4	110.0	78.1	75.5	1,214.5
Flared	0.0	0.0	0.0	0.0	0.0	0.0	0.0	0.0	0.0	0.0	0.0	0.0	0.0
Vented	0.0	0.0	0.0	0.0	0.0	0.0	0.0	0.0	0.0	0.0	0.0	0.0	0.0
Diff and Other	54.9	42.0	39.4	60.3	35.9	41.1	33.8	35.2	12.8	32.2	53.2	-7.0	433.8
Process and Frac													
Pentanes Plus	31.8	25.6	34.2	31.2	24.8	23.0	28.2	25.8	22.8	18.0	32.6	25.7	323.7
Propane	0.0	0.0	0.0	0.0	0.0	0.0	0.0	0.0	0.0	0.0	0.0	0.0	0.0
Butanes	0.0	0.0	0.0	0.0	0.0	0.0	0.0	0.0	0.0	0.0	0.0	0.0	0.0
Ethane	0.0	0.0	0.0	0.0	0.0	0.0	0.0	0.0	0.0	0.0	0.0	0.0	0.0
NGL	0.0	0.0	0.0	0.0	0.0	0.0	0.0	0.0	0.0	0.0	0.0	0.0	0.0
Sulphur	0.0	0.0	0.0	0.0	0.0	0.0	0.0	0.0	0.0	0.0	0.0	0.0	0.0
Sulphur Closing Inv	0.0	0.0	0.0	0.0	0.0	0.0	0.0	0.0	0.0	0.0	0.0	0.0	0.0

Unit of Measurement: Gas and Gas equivalent products: 1000m3, Liquids: m3, Sulphur: MTS

VPR6200

Facility ID ABGS0136025

Facility Name Alexis 03-36- GS

Facility Licence # 32082

Facility Operator A517 LONG RUN

Production Month	201701	201702	201703	201704	201705	201706	201707	201708	201709	201710	201711	201712	Totals
Receipts													
Receipts from Alberta Facilities	2,212.8	2,035.4	2,279.4	2,181.6	2,362.8	1,972.0	2,255.0	1,784.8	2,331.1	2,471.5	2,316.1	2,224.8	26,427.3
Receipts from Non-Alberta Facilities	0.0	0.0	0.0	0.0	0.0	0.0	0.0	0.0	0.0	0.0	0.0	0.0	0.0
Dispositions													
Disposition Battery	120.0	113.8	124.7	117.8	119.7	96.7	117.5	92.0	138.0	98.5	107.1	109.7	1,355.5
Gas Gathering System	1,430.7	1,338.0	1,513.7	1,368.6	1,509.2	1,257.7	1,482.2	1,478.0	1,423.0	1,470.6	1,392.8	1,347.7	17,012.2
Gas Plant	0.0	0.0	0.0	0.0	0.0	0.0	0.0	0.0	0.0	0.0	0.0	0.0	0.0
Injection Facility	0.0	0.0	0.0	0.0	0.0	0.0	0.0	0.0	0.0	0.0	0.0	0.0	0.0
Meter Station	547.9	498.7	524.0	576.7	600.9	490.5	463.0	5.3	454.7	715.9	668.5	624.3	6,170.4
Other	0.0	0.0	0.0	0.0	0.0	0.0	0.0	0.0	0.0	0.0	0.0	0.0	0.0
Alberta Commercial	0.0	0.0	0.0	0.0	0.0	0.0	0.0	0.0	0.0	0.0	0.0	0.0	0.0
Alberta Industrial	0.0	0.0	0.0	0.0	0.0	0.0	0.0	0.0	0.0	0.0	0.0	0.0	0.0
Alberta Residential	0.0	0.0	0.0	0.0	0.0	0.0	0.0	0.0	0.0	0.0	0.0	0.0	0.0
Alberta Elec.Generation	0.0	0.0	0.0	0.0	0.0	0.0	0.0	0.0	0.0	0.0	0.0	0.0	0.0
Shrinkage Acid Gas	0.0	0.0	0.0	0.0	0.0	0.0	0.0	0.0	0.0	0.0	0.0	0.0	0.0
Other products	13.1	10.9	12.2	11.6	10.6	6.9	5.7	0.3	10.4	12.1	13.1	13.4	120.3
Fuel	98.1	77.3	86.5	85.1	86.9	71.0	45.3	6.5	21.7	80.9	77.0	80.8	817.1
Flared	0.0	0.0	0.0	0.0	0.0	1.8	91.4	205.7	291.0	91.6	49.8	45.7	777.0
Vented	0.0	0.0	0.0	0.0	0.0	0.5	0.5	0.1	0.7	0.0	0.0	0.0	1.8
Diff and Other	3.0	-3.3	18.3	21.8	35.5	46.9	49.4	-3.1	-8.4	1.9	7.8	3.2	173.0
Process and Frac													
Pentanes Plus	63.6	52.6	58.9	56.0	51.4	33.3	27.5	1.6	50.2	58.7	63.4	64.9	582.1
Propane	0.0	0.0	0.0	0.0	0.0	0.0	0.0	0.0	0.0	0.0	0.0	0.0	0.0
Butanes	0.0	0.0	0.0	0.0	0.0	0.0	0.0	0.0	0.0	0.0	0.0	0.0	0.0
Ethane	0.0	0.0	0.0	0.0	0.0	0.0	0.0	0.0	0.0	0.0	0.0	0.0	0.0
NGL	0.0	0.0	0.0	0.0	0.0	0.0	0.0	0.0	0.0	0.0	0.0	0.0	0.0
Sulphur	0.0	0.0	0.0	0.0	0.0	0.0	0.0	0.0	0.0	0.0	0.0	0.0	0.0
Sulphur Closing Inv	0.0	0.0	0.0	0.0	0.0	0.0	0.0	0.0	0.0	0.0	0.0	0.0	0.0

Unit of Measurement: Gas and Gas equivalent products: 1000m3, Liquids: m3, Sulphur: MTS

VPR6200

Facility ID ABGS0136155

Facility Name CONOCO 11-27 GGS

Facility Licence # 20424

Facility Operator A5D4 CVE

Production Month	201701	201702	201703	201704	201705	201706	201707	201708	201709	201710	201711	201712	Totals
Receipts													
Receipts from Alberta Facilities	776.4	697.2	625.1	820.2	881.8	786.7	803.6	793.6	885.4	972.1	818.2	773.2	9,633.5
Receipts from Non-Alberta Facilities	0.0	0.0	0.0	0.0	0.0	0.0	0.0	0.0	0.0	0.0	0.0	0.0	0.0
Dispositions													
Disposition													
Battery	0.0	0.0	0.0	0.0	0.0	0.0	0.0	0.0	0.0	0.0	0.0	0.0	0.0
Gas Gathering System	638.1	573.4	505.2	685.0	760.0	700.1	713.2	744.6	818.3	915.6	747.9	696.6	8,498.0
Gas Plant	0.0	0.0	0.0	0.0	0.0	0.0	0.0	0.0	0.0	0.0	0.0	0.0	0.0
Injection Facility	0.0	0.0	0.0	0.0	0.0	0.0	0.0	0.0	0.0	0.0	0.0	0.0	0.0
Meter Station	0.0	0.0	0.0	0.0	0.0	0.0	0.0	0.0	0.0	0.0	0.0	0.0	0.0
Other	0.0	0.0	0.0	0.0	0.0	0.0	0.0	0.0	0.0	0.0	0.0	0.0	0.0
Alberta Commercial	0.0	0.0	0.0	0.0	0.0	0.0	0.0	0.0	0.0	0.0	0.0	0.0	0.0
Alberta Industrial	0.0	0.0	0.0	0.0	0.0	0.0	0.0	0.0	0.0	0.0	0.0	0.0	0.0
Alberta Residential	0.0	0.0	0.0	0.0	0.0	0.0	0.0	0.0	0.0	0.0	0.0	0.0	0.0
Alberta Elec.Generation	0.0	0.0	0.0	0.0	0.0	0.0	0.0	0.0	0.0	0.0	0.0	0.0	0.0
Shrinkage													
Acid Gas	0.0	0.0	0.0	0.0	0.0	0.0	0.0	0.0	0.0	0.0	0.0	0.0	0.0
Other products	0.2	0.2	0.6	1.0	0.6	1.2	0.0	0.0	0.0	0.0	0.0	0.0	3.8
Fuel	138.1	123.5	119.9	134.8	121.1	85.1	87.3	48.9	66.6	56.4	70.3	76.5	1,128.5
Flared	0.0	0.0	0.0	0.0	0.0	0.0	0.0	0.0	0.0	0.0	0.0	0.0	0.0
Vented	0.0	0.1	0.2	0.3	0.1	0.3	0.0	0.1	0.5	0.1	0.0	0.1	1.8
Diff and Other	0.0	0.0	-0.8	-0.9	0.0	0.0	3.1	0.0	0.0	0.0	0.0	0.0	1.4
Process and Frac													
Pentanes Plus	0.9	0.9	2.7	4.6	3.0	5.9	0.1	0.0	0.0	0.0	0.0	0.0	18.1
Propane	0.0	0.0	0.0	0.0	0.0	0.0	0.0	0.0	0.0	0.0	0.0	0.0	0.0
Butanes	0.0	0.0	0.0	0.0	0.0	0.0	0.0	0.0	0.0	0.0	0.0	0.0	0.0
Ethane	0.0	0.0	0.0	0.0	0.0	0.0	0.0	0.0	0.0	0.0	0.0	0.0	0.0
NGL	0.0	0.0	0.0	0.0	0.0	0.0	0.0	0.0	0.0	0.0	0.0	0.0	0.0
Sulphur	0.0	0.0	0.0	0.0	0.0	0.0	0.0	0.0	0.0	0.0	0.0	0.0	0.0
Sulphur Closing Inv	0.0	0.0	0.0	0.0	0.0	0.0	0.0	0.0	0.0	0.0	0.0	0.0	0.0

Unit of Measurement: Gas and Gas equivalent products: 1000m3, Liquids: m3, Sulphur: MTS

VPR6200

Facility ID ABGS0136174

Facility Name Encana Willesden Green 15-33 GS

Facility Licence # 44836

Facility Operator 0026 ECA

Production Month	201701	201702	201703	201704	201705	201706	201707	201708	201709	201710	201711	201712	Totals
Receipts													
Receipts from Alberta Facilities	381.1	337.1	351.0	312.9	241.1	199.8	423.6	310.0	288.2	293.9	281.2	288.9	3,708.8
Receipts from Non-Alberta Facilities	0.0	0.0	0.0	0.0	0.0	0.0	0.0	0.0	0.0	0.0	0.0	0.0	0.0
Dispositions													
Disposition Battery	0.0	0.0	0.0	0.0	0.0	0.0	0.0	0.0	0.0	0.0	0.0	0.0	0.0
Gas Gathering System	311.8	271.1	294.9	268.3	188.5	183.7	359.5	268.7	240.9	239.2	226.7	220.6	3,073.9
Gas Plant	0.0	0.0	0.0	0.0	0.0	0.0	0.0	0.0	0.0	0.0	0.0	0.0	0.0
Injection Facility	0.0	0.0	0.0	0.0	0.0	0.0	0.0	0.0	0.0	0.0	0.0	0.0	0.0
Meter Station	0.0	0.0	0.0	0.0	0.0	0.0	0.0	0.0	0.0	0.0	0.0	0.0	0.0
Other	0.0	0.0	0.0	0.0	0.0	0.0	0.0	0.0	0.0	0.0	0.0	0.0	0.0
Alberta Commercial	0.0	0.0	0.0	0.0	0.0	0.0	0.0	0.0	0.0	0.0	0.0	0.0	0.0
Alberta Industrial	0.0	0.0	0.0	0.0	0.0	0.0	0.0	0.0	0.0	0.0	0.0	0.0	0.0
Alberta Residential	0.0	0.0	0.0	0.0	0.0	0.0	0.0	0.0	0.0	0.0	0.0	0.0	0.0
Alberta Elec.Generation	0.0	0.0	0.0	0.0	0.0	0.0	0.0	0.0	0.0	0.0	0.0	0.0	0.0
Shrinkage Acid Gas	0.0	0.0	0.0	0.0	0.0	0.0	0.0	0.0	0.0	0.0	0.0	0.0	0.0
Other products	18.5	15.3	17.1	14.7	10.8	8.1	15.7	13.1	13.5	14.7	14.1	15.3	170.9
Fuel	47.9	43.4	41.3	45.7	32.4	16.3	45.5	41.4	44.7	45.0	47.5	50.7	501.8
Flared	1.2	1.1	1.1	1.0	0.7	0.9	1.1	0.9	0.9	1.0	1.0	1.0	11.9
Vented	0.0	0.0	0.0	0.0	0.0	0.0	0.0	0.0	0.0	0.0	0.0	0.0	0.0
Diff and Other	1.7	6.2	-3.4	-16.8	8.7	-9.2	1.8	-14.1	-11.8	-6.0	-8.1	1.3	-49.7
Process and Frac													
Pentanes Plus	89.5	74.1	82.5	71.1	52.3	39.3	76.1	63.2	65.4	71.0	68.2	74.0	826.7
Propane	0.0	0.0	0.0	0.0	0.0	0.0	0.0	0.0	0.0	0.0	0.0	0.0	0.0
Butanes	0.0	0.0	0.0	0.0	0.0	0.0	0.0	0.0	0.0	0.0	0.0	0.0	0.0
Ethane	0.0	0.0	0.0	0.0	0.0	0.0	0.0	0.0	0.0	0.0	0.0	0.0	0.0
NGL	0.0	0.0	0.0	0.0	0.0	0.0	0.0	0.0	0.0	0.0	0.0	0.0	0.0
Sulphur	0.0	0.0	0.0	0.0	0.0	0.0	0.0	0.0	0.0	0.0	0.0	0.0	0.0
Sulphur Closing Inv	0.0	0.0	0.0	0.0	0.0	0.0	0.0	0.0	0.0	0.0	0.0	0.0	0.0

Unit of Measurement: Gas and Gas equivalent products: 1000m3, Liquids: m3, Sulphur: MTS

Monthly Gas Plant Receipts, Dispositions and Process

VPR6200

Facility ID ABGS0136175

Facility Name ECA Willesden Green 16-01 GS

Facility Licence # 46485

Facility Operator 0026 ECA

Production Month	201701	201702	201703	201704	201705	201706	201707	201708	201709	201710	201711	201712	Totals
Receipts													
Receipts from Alberta Facilities	550.3	489.8	531.6	505.7	511.1	486.6	488.4	483.2	445.8	484.1	444.9	448.1	5,869.6
Receipts from Non-Alberta Facilities	0.0	0.0	0.0	0.0	0.0	0.0	0.0	0.0	0.0	0.0	0.0	0.0	0.0
Dispositions													
Disposition Battery	0.0	0.0	0.0	0.0	0.0	0.0	0.0	0.0	0.0	0.0	0.0	0.0	0.0
Gas Gathering System	506.5	450.7	489.3	466.1	471.2	447.7	449.2	444.4	411.7	444.7	408.2	410.8	5,400.5
Gas Plant	0.0	0.0	0.0	0.0	0.0	0.0	0.0	0.0	0.0	0.0	0.0	0.0	0.0
Injection Facility	0.0	0.0	0.0	0.0	0.0	0.0	0.0	0.0	0.0	0.0	0.0	0.0	0.0
Meter Station	0.0	0.0	0.0	0.0	0.0	0.0	0.0	0.0	0.0	0.0	0.0	0.0	0.0
Other	0.0	0.0	0.0	0.0	0.0	0.0	0.0	0.0	0.0	0.0	0.0	0.0	0.0
Alberta Commercial	0.0	0.0	0.0	0.0	0.0	0.0	0.0	0.0	0.0	0.0	0.0	0.0	0.0
Alberta Industrial	0.0	0.0	0.0	0.0	0.0	0.0	0.0	0.0	0.0	0.0	0.0	0.0	0.0
Alberta Residential	0.0	0.0	0.0	0.0	0.0	0.0	0.0	0.0	0.0	0.0	0.0	0.0	0.0
Alberta Elec.Generation	0.0	0.0	0.0	0.0	0.0	0.0	0.0	0.0	0.0	0.0	0.0	0.0	0.0
Shrinkage Acid Gas	0.0	0.0	0.0	0.0	0.0	0.0	0.0	0.0	0.0	0.0	0.0	0.0	0.0
Other products	60.9	53.3	58.8	54.1	54.4	52.9	53.2	52.7	45.2	53.0	50.1	51.3	639.9
Fuel	0.0	0.0	0.0	0.0	0.0	0.0	0.0	0.0	0.0	0.0	0.0	0.0	0.0
Flared	6.3	5.7	6.1	5.7	5.7	5.6	5.6	5.6	4.7	5.7	5.3	5.4	67.4
Vented	0.0	0.0	0.0	0.0	0.0	0.0	0.0	0.0	0.0	0.0	0.0	0.0	0.0
Diff and Other	-23.4	-19.9	-22.6	-20.2	-20.2	-19.6	-19.6	-19.5	-15.8	-19.3	-18.7	-19.4	-238.2
Process and Frac													
Pentanes Plus	294.6	257.9	284.6	262.0	263.0	255.9	257.3	254.9	218.9	256.4	242.6	248.4	3,096.5
Propane	0.0	0.0	0.0	0.0	0.0	0.0	0.0	0.0	0.0	0.0	0.0	0.0	0.0
Butanes	0.0	0.0	0.0	0.0	0.0	0.0	0.0	0.0	0.0	0.0	0.0	0.0	0.0
Ethane	0.0	0.0	0.0	0.0	0.0	0.0	0.0	0.0	0.0	0.0	0.0	0.0	0.0
NGL	0.0	0.0	0.0	0.0	0.0	0.0	0.0	0.0	0.0	0.0	0.0	0.0	0.0
Sulphur	0.0	0.0	0.0	0.0	0.0	0.0	0.0	0.0	0.0	0.0	0.0	0.0	0.0
Sulphur Closing Inv	0.0	0.0	0.0	0.0	0.0	0.0	0.0	0.0	0.0	0.0	0.0	0.0	0.0

Unit of Measurement: Gas and Gas equivalent products: 1000m3, Liquids: m3, Sulphur: MTS

VPR6200

Facility ID ABGS0136176
Facility Licence # 46418

Facility Name ECA Willesden Green 7-3 GS
Facility Operator 0026 ECA

Production Month	201701	201702	201703	201704	201705	201706	201707	201708	201709	201710	201711	201712	Totals
Receipts													
Receipts from Alberta Facilities	822.9	723.0	777.4	745.9	755.5	716.3	727.8	711.8	675.2	677.5	631.3	647.7	8,612.3
Receipts from Non-Alberta Facilities	0.0	0.0	0.0	0.0	0.0	0.0	0.0	0.0	0.0	0.0	0.0	0.0	0.0
Dispositions													
Disposition													
Battery	0.0	0.0	0.0	0.0	0.0	0.0	0.0	0.0	0.0	0.0	0.0	0.0	0.0
Gas Gathering System	736.8	647.0	693.7	664.3	668.4	637.2	643.2	630.2	596.3	598.1	555.0	580.1	7,650.3
Gas Plant	0.0	0.0	0.0	0.0	0.0	0.0	0.0	0.0	0.0	0.0	0.0	0.0	0.0
Injection Facility	0.0	0.0	0.0	0.0	0.0	0.0	0.0	0.0	0.0	0.0	0.0	0.0	0.0
Meter Station	0.0	0.0	0.0	0.0	0.0	0.0	0.0	0.0	0.0	0.0	0.0	0.0	0.0
Other	0.0	0.0	0.0	0.0	0.0	0.0	0.0	0.0	0.0	0.0	0.0	0.0	0.0
Alberta Commercial	0.0	0.0	0.0	0.0	0.0	0.0	0.0	0.0	0.0	0.0	0.0	0.0	0.0
Alberta Industrial	0.0	0.0	0.0	0.0	0.0	0.0	0.0	0.0	0.0	0.0	0.0	0.0	0.0
Alberta Residential	0.0	0.0	0.0	0.0	0.0	0.0	0.0	0.0	0.0	0.0	0.0	0.0	0.0
Alberta Elec.Generation	0.0	0.0	0.0	0.0	0.0	0.0	0.0	0.0	0.0	0.0	0.0	0.0	0.0
Shrinkage													
Acid Gas	0.0	0.0	0.0	0.0	0.0	0.0	0.0	0.0	0.0	0.0	0.0	0.0	0.0
Other products	82.4	72.0	78.4	73.3	73.1	68.3	68.3	67.8	63.9	64.8	62.4	63.4	838.1
Fuel	0.0	0.0	0.0	0.0	0.0	0.0	0.0	0.0	0.0	0.0	0.0	0.0	0.0
Flared	13.4	11.8	12.8	12.1	12.0	11.1	11.2	11.0	10.4	10.6	10.3	10.5	137.2
Vented	0.0	0.0	0.0	0.0	0.0	0.0	0.0	0.0	0.0	0.0	0.0	0.0	0.0
Diff and Other	-9.7	-7.8	-7.5	-3.8	2.0	-0.3	5.1	2.8	4.6	4.0	3.6	-6.3	-13.3
Process and Frac													
Pentanes Plus	398.5	348.4	379.4	354.5	353.6	330.4	330.3	328.1	309.4	313.7	302.0	306.7	4,055.0
Propane	0.0	0.0	0.0	0.0	0.0	0.0	0.0	0.0	0.0	0.0	0.0	0.0	0.0
Butanes	0.0	0.0	0.0	0.0	0.0	0.0	0.0	0.0	0.0	0.0	0.0	0.0	0.0
Ethane	0.0	0.0	0.0	0.0	0.0	0.0	0.0	0.0	0.0	0.0	0.0	0.0	0.0
NGL	0.0	0.0	0.0	0.0	0.0	0.0	0.0	0.0	0.0	0.0	0.0	0.0	0.0
Sulphur	0.0	0.0	0.0	0.0	0.0	0.0	0.0	0.0	0.0	0.0	0.0	0.0	0.0
Sulphur Closing Inv	0.0	0.0	0.0	0.0	0.0	0.0	0.0	0.0	0.0	0.0	0.0	0.0	0.0

Unit of Measurement: Gas and Gas equivalent products: 1000m3, Liquids: m3, Sulphur: MTS

VPR6200

Facility ID **ABGS0136199**
Facility Name **Wilson Creek 10-22 GGS**
Facility Licence # 21120

Facility Operator A5TT TAC

Production Month	201701	201702	201703	201704	201705	201706	201707	201708	201709	201710	201711	201712	Totals
									SHUTIN	SHUTIN	SHUTIN	SHUTIN	
Receipts													
Receipts from Alberta Facilities	947.1	949.0	1,093.9	1,068.0	1,016.4	937.8	1,022.3	496.9	0.0	0.0	0.0	0.0	7,531.4
Receipts from Non-Alberta Facilities	0.0	0.0	0.0	0.0	0.0	0.0	0.0	0.0	0.0	0.0	0.0	0.0	0.0
Dispositions													
Disposition Battery	0.0	0.0	0.0	0.0	0.0	0.0	0.0	0.0	0.0	0.0	0.0	0.0	0.0
Gas Gathering System	920.0	842.1	989.8	978.1	1,003.1	833.7	884.2	464.3	0.0	0.0	0.0	0.0	6,915.3
Gas Plant	0.0	0.0	0.0	0.0	0.0	0.0	0.0	0.0	0.0	0.0	0.0	0.0	0.0
Injection Facility	0.0	0.0	0.0	0.0	0.0	0.0	0.0	0.0	0.0	0.0	0.0	0.0	0.0
Meter Station	0.0	0.0	0.0	0.0	0.0	0.0	0.0	0.0	0.0	0.0	0.0	0.0	0.0
Other	0.0	0.0	0.0	0.0	0.0	0.0	0.0	0.0	0.0	0.0	0.0	0.0	0.0
Alberta Commercial	0.0	0.0	0.0	0.0	0.0	0.0	0.0	0.0	0.0	0.0	0.0	0.0	0.0
Alberta Industrial	0.0	0.0	0.0	0.0	0.0	0.0	0.0	0.0	0.0	0.0	0.0	0.0	0.0
Alberta Residential	0.0	0.0	0.0	0.0	0.0	0.0	0.0	0.0	0.0	0.0	0.0	0.0	0.0
Alberta Elec.Generation	0.0	0.0	0.0	0.0	0.0	0.0	0.0	0.0	0.0	0.0	0.0	0.0	0.0
Shrinkage Acid Gas	0.0	0.0	0.0	0.0	0.0	0.0	0.0	0.0	0.0	0.0	0.0	0.0	0.0
Other products	0.0	0.0	0.0	0.0	0.0	0.0	0.0	4.1	0.0	0.0	0.0	0.0	4.1
Fuel	27.1	82.3	90.6	87.9	13.3	87.9	90.6	32.6	0.0	0.0	0.0	0.0	512.3
Flared	0.0	0.0	0.0	0.0	0.0	0.0	0.0	0.0	0.0	0.0	0.0	0.0	0.0
Vented	0.0	0.0	0.0	0.0	0.0	0.0	0.0	0.0	0.0	0.0	0.0	0.0	0.0
Diff and Other	0.0	24.6	13.5	2.0	0.0	16.2	47.5	-4.1	0.0	0.0	0.0	0.0	99.7
Process and Frac													
Pentanes Plus	0.0	0.0	0.0	0.0	0.0	0.0	0.0	19.9	0.0	0.0	0.0	0.0	19.9
Propane	0.0	0.0	0.0	0.0	0.0	0.0	0.0	0.0	0.0	0.0	0.0	0.0	0.0
Butanes	0.0	0.0	0.0	0.0	0.0	0.0	0.0	0.0	0.0	0.0	0.0	0.0	0.0
Ethane	0.0	0.0	0.0	0.0	0.0	0.0	0.0	0.0	0.0	0.0	0.0	0.0	0.0
NGL	0.0	0.0	0.0	0.0	0.0	0.0	0.0	0.0	0.0	0.0	0.0	0.0	0.0
Sulphur	0.0	0.0	0.0	0.0	0.0	0.0	0.0	0.0	0.0	0.0	0.0	0.0	0.0
Sulphur Closing Inv	0.0	0.0	0.0	0.0	0.0	0.0	0.0	0.0	0.0	0.0	0.0	0.0	0.0

VPR6200

Facility ID ABGS0136469

Facility Name WILSON CREEK 102/04-19-042-04W5 GGS

Facility Licence # 37526

Facility Operator A5RX BEC

Production Month	201701	201702	201703	201704	201705	201706	201707	201708	201709	201710	201711	201712	Totals
Receipts													
Receipts from Alberta Facilities	1,145.8	1,077.8	1,119.5	1,072.6	1,121.3	1,011.8	1,040.8	1,058.0	1,078.8	1,094.5	1,009.8	965.2	12,795.9
Receipts from Non-Alberta Facilities	0.0	0.0	0.0	0.0	0.0	0.0	0.0	0.0	0.0	0.0	0.0	0.0	0.0
Dispositions													
Disposition Battery	0.0	0.0	0.0	0.0	0.0	0.0	0.0	0.0	0.0	0.0	0.0	0.0	0.0
Gas Gathering System	1,124.1	1,058.2	1,095.3	1,039.4	1,093.8	983.3	1,009.7	1,000.4	1,039.9	1,047.7	971.4	923.1	12,386.3
Gas Plant	0.0	0.0	0.0	0.0	0.0	0.0	0.0	0.0	0.0	0.0	0.0	0.0	0.0
Injection Facility	0.0	0.0	0.0	0.0	0.0	0.0	0.0	0.0	0.0	0.0	0.0	0.0	0.0
Meter Station	0.0	0.0	0.0	0.0	0.0	0.0	0.0	0.0	0.0	0.0	0.0	0.0	0.0
Other	0.0	0.0	0.0	0.0	0.0	0.0	0.0	0.0	0.0	0.0	0.0	0.0	0.0
Alberta Commercial	0.0	0.0	0.0	0.0	0.0	0.0	0.0	0.0	0.0	0.0	0.0	0.0	0.0
Alberta Industrial	0.0	0.0	0.0	0.0	0.0	0.0	0.0	0.0	0.0	0.0	0.0	0.0	0.0
Alberta Residential	0.0	0.0	0.0	0.0	0.0	0.0	0.0	0.0	0.0	0.0	0.0	0.0	0.0
Alberta Elec.Generation	0.0	0.0	0.0	0.0	0.0	0.0	0.0	0.0	0.0	0.0	0.0	0.0	0.0
Shrinkage Acid Gas	0.0	0.0	0.0	0.0	0.0	0.0	0.0	0.0	0.0	0.0	0.0	0.0	0.0
Other products	0.0	0.0	0.0	0.0	3.8	4.5	2.1	0.0	0.0	0.0	0.0	0.0	10.4
Fuel	21.7	19.6	24.0	33.2	27.5	28.5	31.1	57.6	38.9	46.8	38.4	42.1	409.4
Flared	0.0	0.0	0.0	0.0	0.0	0.0	0.0	0.0	0.0	0.0	0.0	0.0	0.0
Vented	0.0	0.0	0.0	0.0	0.0	0.0	0.0	0.0	0.0	0.0	0.0	0.0	0.0
Diff and Other	0.0	0.0	0.2	0.0	-3.8	-4.5	-2.1	0.0	0.0	0.0	0.0	0.0	-10.2
Process and Frac													
Pentanes Plus	0.0	0.0	0.0	0.0	18.5	22.0	10.4	0.0	0.0	0.0	0.0	0.0	50.9
Propane	0.0	0.0	0.0	0.0	0.0	0.0	0.0	0.0	0.0	0.0	0.0	0.0	0.0
Butanes	0.0	0.0	0.0	0.0	0.0	0.0	0.0	0.0	0.0	0.0	0.0	0.0	0.0
Ethane	0.0	0.0	0.0	0.0	0.0	0.0	0.0	0.0	0.0	0.0	0.0	0.0	0.0
NGL	0.0	0.0	0.0	0.0	0.0	0.0	0.0	0.0	0.0	0.0	0.0	0.0	0.0
Sulphur	0.0	0.0	0.0	0.0	0.0	0.0	0.0	0.0	0.0	0.0	0.0	0.0	0.0
Sulphur Closing Inv	0.0	0.0	0.0	0.0	0.0	0.0	0.0	0.0	0.0	0.0	0.0	0.0	0.0

Unit of Measurement: Gas and Gas equivalent products: 1000m3, Liquids: m3, Sulphur: MTS

VPR6200

Facility ID ABGS0136610

Facility Name Harley 06-01-57-27w5 GS

Facility Licence # 47961

Facility Operator A6HJ

Production Month	201701	201702	201703	201704	201705	201706	201707	201708	201709	201710	201711	201712	Totals
Receipts													
Receipts from Alberta Facilities	2,156.8	1,911.8	2,113.0	1,519.0	1,443.7	1,787.6	1,563.3	1,715.5	903.7	1,424.8	1,070.0	1,740.0	19,349.2
Receipts from Non-Alberta Facilities	0.0	0.0	0.0	0.0	0.0	0.0	0.0	0.0	0.0	0.0	0.0	0.0	0.0
Dispositions													
Disposition													
Battery	1.5	1.3	1.4	1.2	1.1	1.2	1.3	1.4	1.1	11.6	13.5	17.5	54.1
Gas Gathering System	2,283.3	2,054.9	2,098.0	1,348.0	1,577.2	2,001.1	1,795.0	1,773.3	913.2	1,451.6	1,117.8	1,765.8	20,179.2
Gas Plant	0.0	0.0	0.0	0.0	0.0	0.0	0.0	0.0	0.0	0.0	0.0	0.0	0.0
Injection Facility	0.0	0.0	0.0	0.0	0.0	0.0	0.0	0.0	0.0	0.0	0.0	0.0	0.0
Meter Station	0.0	0.0	0.0	0.0	0.0	0.0	0.0	0.0	0.0	0.0	0.0	0.0	0.0
Other	0.0	0.0	0.0	0.0	0.0	0.0	0.0	0.0	0.0	0.0	0.0	0.0	0.0
Alberta Commercial	0.0	0.0	0.0	0.0	0.0	0.0	0.0	0.0	0.0	0.0	0.0	0.0	0.0
Alberta Industrial	0.0	0.0	0.0	0.0	0.0	0.0	0.0	0.0	0.0	0.0	0.0	0.0	0.0
Alberta Residential	0.0	0.0	0.0	0.0	0.0	0.0	0.0	0.0	0.0	0.0	0.0	0.0	0.0
Alberta Elec.Generation	0.0	0.0	0.0	0.0	0.0	0.0	0.0	0.0	0.0	0.0	0.0	0.0	0.0
Shrinkage													
Acid Gas	0.0	0.0	0.0	0.0	0.0	0.0	0.0	0.0	0.0	0.0	0.0	0.0	0.0
Other products	14.4	0.0	1.1	2.3	2.0	0.0	14.5	0.0	0.0	0.0	0.1	0.0	34.4
Fuel	2.4	2.2	2.3	0.7	1.0	1.1	1.1	1.2	0.7	2.9	2.8	3.6	22.0
Flared	0.0	0.0	0.0	0.0	0.0	0.0	0.0	0.0	0.0	0.0	0.0	0.0	0.0
Vented	0.0	0.0	0.0	2.1	0.0	0.0	6.7	2.8	0.0	0.2	0.0	2.9	14.7
Diff and Other	-144.8	-146.6	10.2	164.7	-137.6	-215.8	-255.3	-63.2	-11.3	-41.5	-64.2	-49.8	-955.2
Process and Frac													
Pentanes Plus	69.9	0.0	5.2	11.1	9.8	0.0	70.0	0.0	0.1	0.0	0.7	0.0	166.8
Propane	0.0	0.0	0.0	0.0	0.0	0.0	0.0	0.0	0.0	0.0	0.0	0.0	0.0
Butanes	0.0	0.0	0.0	0.0	0.0	0.0	0.0	0.0	0.0	0.0	0.0	0.0	0.0
Ethane	0.0	0.0	0.0	0.0	0.0	0.0	0.0	0.0	0.0	0.0	0.0	0.0	0.0
NGL	0.0	0.0	0.0	0.0	0.0	0.0	0.0	0.0	0.0	0.0	0.0	0.0	0.0
Sulphur	0.0	0.0	0.0	0.0	0.0	0.0	0.0	0.0	0.0	0.0	0.0	0.0	0.0
Sulphur Closing Inv	0.0	0.0	0.0	0.0	0.0	0.0	0.0	0.0	0.0	0.0	0.0	0.0	0.0

VPR6200

Facility ID ABGS0136778
Facility Licence # 48307

Facility Name XTO15-25-62-22-W5 GAS GATHERING
Facility Operator A6HJ

Production Month	201701	201702	201703	201704	201705	201706	201707	201708	201709	201710	201711	201712	Totals
Receipts													
Receipts from Alberta Facilities	527.3	454.8	514.3	481.7	468.7	423.4	456.7	471.0	369.0	408.5	436.3	286.5	5,298.2
Receipts from Non-Alberta Facilities	0.0	0.0	0.0	0.0	0.0	0.0	0.0	0.0	0.0	0.0	0.0	0.0	0.0
Dispositions													
Disposition													
Battery	2.1	1.9	2.1	2.0	2.0	1.7	1.8	2.1	0.9	1.1	1.0	0.7	19.4
Gas Gathering System	535.8	460.0	522.0	486.0	476.9	418.5	445.6	460.6	365.2	421.5	439.7	287.9	5,319.7
Gas Plant	0.0	0.0	0.0	0.0	0.0	0.0	0.0	0.0	0.0	0.0	0.0	0.0	0.0
Injection Facility	0.0	0.0	0.0	0.0	0.0	0.0	0.0	0.0	0.0	0.0	0.0	0.0	0.0
Meter Station	0.0	0.0	0.0	0.0	0.0	0.0	0.0	0.0	0.0	0.0	0.0	0.0	0.0
Other	0.0	0.0	0.0	0.0	0.0	0.0	0.0	0.0	0.0	0.0	0.0	0.0	0.0
Alberta Commercial	0.0	0.0	0.0	0.0	0.0	0.0	0.0	0.0	0.0	0.0	0.0	0.0	0.0
Alberta Industrial	0.0	0.0	0.0	0.0	0.0	0.0	0.0	0.0	0.0	0.0	0.0	0.0	0.0
Alberta Residential	0.0	0.0	0.0	0.0	0.0	0.0	0.0	0.0	0.0	0.0	0.0	0.0	0.0
Alberta Elec.Generation	0.0	0.0	0.0	0.0	0.0	0.0	0.0	0.0	0.0	0.0	0.0	0.0	0.0
Shrinkage													
Acid Gas	0.0	0.0	0.0	0.0	0.0	0.0	0.0	0.0	0.0	0.0	0.0	0.0	0.0
Other products	6.1	6.3	9.2	8.1	16.1	0.0	0.7	0.0	0.0	0.0	5.0	0.0	51.5
Fuel	7.9	7.4	14.8	6.1	6.2	8.8	9.6	10.3	11.0	8.9	11.6	11.6	114.2
Flared	16.3	16.7	18.5	18.4	19.2	18.3	17.9	17.5	15.5	16.2	11.6	8.6	194.7
Vented	0.0	0.0	0.0	0.0	0.0	0.0	0.0	0.0	0.0	0.0	0.0	0.0	0.0
Diff and Other	-40.9	-37.5	-52.3	-38.9	-51.7	-23.9	-18.9	-19.5	-23.6	-39.2	-32.6	-22.3	-401.3
Process and Frac													
Pentanes Plus	29.5	30.7	44.4	39.0	77.9	0.0	3.2	0.0	0.0	0.0	24.3	0.0	249.0
Propane	0.0	0.0	0.0	0.0	0.0	0.0	0.0	0.0	0.0	0.0	0.0	0.0	0.0
Butanes	0.0	0.0	0.0	0.0	0.0	0.0	0.0	0.0	0.0	0.0	0.0	0.0	0.0
Ethane	0.0	0.0	0.0	0.0	0.0	0.0	0.0	0.0	0.0	0.0	0.0	0.0	0.0
NGL	0.0	0.0	0.0	0.0	0.0	0.0	0.0	0.0	0.0	0.0	0.0	0.0	0.0
Sulphur	0.0	0.0	0.0	0.0	0.0	0.0	0.0	0.0	0.0	0.0	0.0	0.0	0.0
Sulphur Closing Inv	0.0	0.0	0.0	0.0	0.0	0.0	0.0	0.0	0.0	0.0	0.0	0.0	0.0

Unit of Measurement: Gas and Gas equivalent products: 1000m3, Liquids: m3, Sulphur: MTS

VPR6200

Facility ID ABGS0136785


Facility Name XTO16-16-62-22-W5 GAS GATHERING

Facility Licence # 48497

Facility Operator A6HJ

Production Month	201701	201702	201703	201704	201705	201706	201707	201708	201709	201710	201711	201712	Totals
Receipts													
Receipts from Alberta Facilities	420.3	376.4	407.3	401.7	364.4	372.8	360.7	355.1	304.6	326.0	321.5	296.5	4,307.3
Receipts from Non-Alberta Facilities	0.0	0.0	0.0	0.0	0.0	0.0	0.0	0.0	0.0	0.0	0.0	0.0	0.0
Dispositions													
Disposition													
Battery	0.0	0.0	0.0	0.0	0.0	0.0	0.0	0.0	0.0	0.0	0.0	0.0	0.0
Gas Gathering System	479.4	384.0	416.3	414.5	373.6	381.3	369.3	362.6	312.3	333.4	329.7	308.2	4,464.6
Gas Plant	0.0	0.0	0.0	0.0	0.0	0.0	0.0	0.0	0.0	0.0	0.0	0.0	0.0
Injection Facility	0.0	0.0	0.0	0.0	0.0	0.0	0.0	0.0	0.0	0.0	0.0	0.0	0.0
Meter Station	0.0	0.0	0.0	0.0	0.0	0.0	0.0	0.0	0.0	0.0	0.0	0.0	0.0
Other	0.0	0.0	0.0	0.0	0.0	0.0	0.0	0.0	0.0	0.0	0.0	0.0	0.0
Alberta Commercial	0.0	0.0	0.0	0.0	0.0	0.0	0.0	0.0	0.0	0.0	0.0	0.0	0.0
Alberta Industrial	0.0	0.0	0.0	0.0	0.0	0.0	0.0	0.0	0.0	0.0	0.0	0.0	0.0
Alberta Residential	0.0	0.0	0.0	0.0	0.0	0.0	0.0	0.0	0.0	0.0	0.0	0.0	0.0
Alberta Elec.Generation	0.0	0.0	0.0	0.0	0.0	0.0	0.0	0.0	0.0	0.0	0.0	0.0	0.0
Shrinkage													
Acid Gas	0.0	0.0	0.0	0.0	0.0	0.0	0.0	0.0	0.0	0.0	0.0	0.0	0.0
Other products	0.0	1.1	3.4	0.0	1.2	1.1	0.1	0.0	0.0	0.6	0.0	1.4	8.9
Fuel	0.0	0.0	0.0	0.0	0.0	0.0	0.0	0.0	0.0	0.0	0.0	0.0	0.0
Flared	0.0	0.0	0.0	0.0	0.0	0.0	0.0	0.0	0.0	0.0	0.0	0.0	0.0
Vented	0.0	0.0	0.0	0.0	0.5	0.3	0.0	0.4	0.0	0.0	0.0	0.0	1.2
Diff and Other	-59.1	-8.7	-12.4	-12.8	-10.9	-9.9	-8.7	-7.9	-7.7	-8.0	-8.2	-13.1	-167.4
Process and Frac													
Pentanes Plus	0.0	5.3	16.5	0.0	5.9	5.3	0.6	0.0	0.0	2.9	0.0	6.9	43.4
Propane	0.0	0.0	0.0	0.0	0.0	0.0	0.0	0.0	0.0	0.0	0.0	0.0	0.0
Butanes	0.0	0.0	0.0	0.0	0.0	0.0	0.0	0.0	0.0	0.0	0.0	0.0	0.0
Ethane	0.0	0.0	0.0	0.0	0.0	0.0	0.0	0.0	0.0	0.0	0.0	0.0	0.0
NGL	0.0	0.0	0.0	0.0	0.0	0.0	0.0	0.0	0.0	0.0	0.0	0.0	0.0
Sulphur	0.0	0.0	0.0	0.0	0.0	0.0	0.0	0.0	0.0	0.0	0.0	0.0	0.0
Sulphur Closing Inv	0.0	0.0	0.0	0.0	0.0	0.0	0.0	0.0	0.0	0.0	0.0	0.0	0.0

Unit of Measurement: Gas and Gas equivalent products: 1000m3, Liquids: m3, Sulphur: MTS



Monthly Gas Plant Receipts, Dispositions and Process

VPR6200

Facility ID ABGS0136820

Facility Name Hinton 15-20 Gas Gathering System

Facility Licence # 44296

Facility Operator A573 TOURMALINE

Production Month	201701	201702	201703	201704	201705	201706	201707	201708	201709	201710	201711	201712	Totals
Receipts													
Receipts from Alberta Facilities	7,706.9	6,839.5	7,575.3	8,299.5	8,289.7	7,141.4	7,036.6	7,295.1	6,852.1	6,794.7	6,485.9	6,719.6	87,036.3
Receipts from Non-Alberta Facilities	0.0	0.0	0.0	0.0	0.0	0.0	0.0	0.0	0.0	0.0	0.0	0.0	0.0
Dispositions													
Disposition Battery	0.0	0.0	0.0	0.0	0.0	0.0	0.0	0.0	0.0	0.0	0.0	0.0	0.0
Gas Gathering System	14.7	1,955.5	457.7	3,638.7	7,649.9	6,611.5	6,514.7	4,475.1	6,247.2	6,727.4	6,413.4	6,562.9	57,268.7
Gas Plant	7,451.3	4,416.2	6,816.6	4,339.2	10.3	10.0	245.1	2,566.4	395.2	0.0	0.0	0.0	26,250.3
Injection Facility	0.0	0.0	0.0	0.0	0.0	0.0	0.0	0.0	0.0	0.0	0.0	0.0	0.0
Meter Station	0.0	0.0	0.0	0.0	0.0	0.0	0.0	0.0	0.0	0.0	0.0	0.0	0.0
Other	0.0	0.0	0.0	0.0	0.0	0.0	0.0	0.0	0.0	0.0	0.0	0.0	0.0
Alberta Commercial	0.0	0.0	0.0	0.0	0.0	0.0	0.0	0.0	0.0	0.0	0.0	0.0	0.0
Alberta Industrial	0.0	0.0	0.0	0.0	0.0	0.0	0.0	0.0	0.0	0.0	0.0	0.0	0.0
Alberta Residential	0.0	0.0	0.0	0.0	0.0	0.0	0.0	0.0	0.0	0.0	0.0	0.0	0.0
Alberta Elec.Generation	0.0	0.0	0.0	0.0	0.0	0.0	0.0	0.0	0.0	0.0	0.0	0.0	0.0
Shrinkage Acid Gas	0.0	0.0	0.0	0.0	0.0	0.0	0.0	0.0	0.0	0.0	0.0	0.0	0.0
Other products	47.4	23.7	31.7	37.4	52.2	37.1	34.4	38.8	31.9	40.2	40.1	29.6	444.5
Fuel	199.6	178.3	181.2	185.7	182.0	164.9	170.5	168.9	164.9	174.1	162.2	145.0	2,077.3
Flared	0.0	0.0	0.0	0.3	2.7	0.0	0.3	0.8	2.5	0.4	0.2	0.0	7.2
Vented	0.0	0.0	0.0	0.0	0.0	0.0	0.0	0.0	0.0	0.0	0.0	0.0	0.0
Diff and Other	-6.1	265.8	88.1	98.2	392.6	317.9	71.6	45.1	10.4	-147.4	-130.0	-17.9	988.3
Process and Frac													
Pentanes Plus	229.2	114.5	153.5	180.9	252.7	179.5	166.4	187.5	154.4	194.3	193.9	143.4	2,150.2
Propane	0.0	0.0	0.0	0.0	0.0	0.0	0.0	0.0	0.0	0.0	0.0	0.0	0.0
Butanes	0.0	0.0	0.0	0.0	0.0	0.0	0.0	0.0	0.0	0.0	0.0	0.0	0.0
Ethane	0.0	0.0	0.0	0.0	0.0	0.0	0.0	0.0	0.0	0.0	0.0	0.0	0.0
NGL	0.0	0.0	0.0	0.0	0.0	0.0	0.0	0.0	0.0	0.0	0.0	0.0	0.0
Sulphur	0.0	0.0	0.0	0.0	0.0	0.0	0.0	0.0	0.0	0.0	0.0	0.0	0.0
Sulphur Closing Inv	0.0	0.0	0.0	0.0	0.0	0.0	0.0	0.0	0.0	0.0	0.0	0.0	0.0

Unit of Measurement: Gas and Gas equivalent products: 1000m3, Liquids: m3, Sulphur: MTS

VPR6200

Facility ID ABGS0136970

Facility Name B.A. CPR MCCRADY GILBY 7-23

Facility Licence # 23751

Facility Operator A5D4 CVE

Production Month	201701	201702	201703	201704	201705	201706	201707	201708	201709	201710	201711	201712	Totals
Receipts													
Receipts from Alberta Facilities	1,572.1	1,716.5	1,932.2	1,642.6	1,754.5	1,771.1	1,777.3	1,801.5	1,728.4	1,897.7	1,772.6	1,856.5	21,223.0
Receipts from Non-Alberta Facilities	0.0	0.0	0.0	0.0	0.0	0.0	0.0	0.0	0.0	0.0	0.0	0.0	0.0
Dispositions													
Disposition													
Battery	0.0	0.0	0.0	0.0	0.0	0.0	0.0	0.0	0.0	0.0	0.0	0.0	0.0
Gas Gathering System	1,427.9	1,525.2	1,822.1	1,536.7	1,674.0	1,691.5	1,699.1	1,702.8	1,638.6	1,744.4	1,723.8	1,766.2	19,952.3
Gas Plant	0.0	0.0	0.0	0.0	0.0	0.0	0.0	0.0	0.0	0.0	0.0	0.0	0.0
Injection Facility	0.0	0.0	0.0	0.0	0.0	0.0	0.0	0.0	0.0	0.0	0.0	0.0	0.0
Meter Station	0.0	0.0	0.0	0.0	0.0	0.0	0.0	0.0	0.0	0.0	0.0	0.0	0.0
Other	0.0	0.0	0.0	0.0	0.0	0.0	0.0	0.0	0.0	0.0	0.0	0.0	0.0
Alberta Commercial	0.0	0.0	0.0	0.0	0.0	0.0	0.0	0.0	0.0	0.0	0.0	0.0	0.0
Alberta Industrial	0.0	0.0	0.0	0.0	0.0	0.0	0.0	0.0	0.0	0.0	0.0	0.0	0.0
Alberta Residential	0.0	0.0	0.0	0.0	0.0	0.0	0.0	0.0	0.0	0.0	0.0	0.0	0.0
Alberta Elec.Generation	0.0	0.0	0.0	0.0	0.0	0.0	0.0	0.0	0.0	0.0	0.0	0.0	0.0
Shrinkage													
Acid Gas	0.0	0.0	0.0	0.0	0.0	0.0	0.0	0.0	0.0	0.0	0.0	0.0	0.0
Other products	0.7	0.2	0.2	2.8	0.9	0.1	0.0	0.7	0.1	0.0	0.0	0.4	6.1
Fuel	133.5	132.4	105.4	111.6	108.4	108.5	111.1	112.4	126.2	178.1	128.4	0.0	1,356.0
Flared	0.3	0.3	1.6	1.5	0.7	0.4	0.2	0.0	0.6	0.1	0.0	0.1	5.8
Vented	1.3	1.1	1.2	0.5	0.6	0.6	0.6	0.6	0.6	1.2	1.1	1.1	10.5
Diff and Other	8.4	57.3	1.7	-10.5	-30.1	-30.0	-33.7	-15.0	-37.7	-26.1	-80.7	88.7	-107.7
Process and Frac													
Pentanes Plus	3.4	1.2	0.9	13.5	4.5	0.7	0.2	3.2	0.5	0.0	0.0	2.0	30.1
Propane	0.0	0.0	0.0	0.0	0.0	0.0	0.0	0.0	0.0	0.0	0.0	0.0	0.0
Butanes	0.0	0.0	0.0	0.0	0.0	0.0	0.0	0.0	0.0	0.0	0.0	0.0	0.0
Ethane	0.0	0.0	0.0	0.0	0.0	0.0	0.0	0.0	0.0	0.0	0.0	0.0	0.0
NGL	0.0	0.0	0.0	0.0	0.0	0.0	0.0	0.0	0.0	0.0	0.0	0.0	0.0
Sulphur	0.0	0.0	0.0	0.0	0.0	0.0	0.0	0.0	0.0	0.0	0.0	0.0	0.0
Sulphur Closing Inv	0.0	0.0	0.0	0.0	0.0	0.0	0.0	0.0	0.0	0.0	0.0	0.0	0.0

Unit of Measurement: Gas and Gas equivalent products: 1000m3, Liquids: m3, Sulphur: MTS

VPR6200

Facility ID ABGS0137076

Facility Name 14-29-058-19W5 COMP DEHY

Facility Licence # 48033

Facility Operator OAW4 PARA

Production Month	201701	201702	201703	201704	201705	201706	201707	201708	201709	201710	201711	201712	Totals
Receipts													
Receipts from Alberta Facilities	5,784.7	5,101.5	5,185.5	4,920.3	4,221.4	3,906.3	4,090.1	3,894.3	3,762.8	3,729.3	4,316.9	4,190.2	53,103.3
Receipts from Non-Alberta Facilities	0.0	0.0	0.0	0.0	0.0	0.0	0.0	0.0	0.0	0.0	0.0	0.0	0.0
Dispositions													
Disposition													
Battery	0.0	0.0	0.0	0.0	0.0	0.0	0.0	0.0	0.0	0.0	0.0	0.0	0.0
Gas Gathering System	5,523.7	4,926.1	5,315.2	5,017.3	4,185.6	3,851.7	4,085.5	3,971.0	3,765.3	3,672.0	4,194.5	4,009.3	52,517.2
Gas Plant	0.0	0.0	0.0	0.0	0.0	0.0	0.0	0.0	0.0	0.0	0.0	0.0	0.0
Injection Facility	0.0	0.0	0.0	0.0	0.0	0.0	0.0	0.0	0.0	0.0	0.0	0.0	0.0
Meter Station	0.0	0.0	0.0	0.0	0.0	0.0	0.0	0.0	0.0	0.0	0.0	0.0	0.0
Other	0.0	0.0	0.0	0.0	0.0	0.0	0.0	0.0	0.0	0.0	0.0	0.0	0.0
Alberta Commercial	0.0	0.0	0.0	0.0	0.0	0.0	0.0	0.0	0.0	0.0	0.0	0.0	0.0
Alberta Industrial	0.0	0.0	0.0	0.0	0.0	0.0	0.0	0.0	0.0	0.0	0.0	0.0	0.0
Alberta Residential	0.0	0.0	0.0	0.0	0.0	0.0	0.0	0.0	0.0	0.0	0.0	0.0	0.0
Alberta Elec.Generation	0.0	0.0	0.0	0.0	0.0	0.0	0.0	0.0	0.0	0.0	0.0	0.0	0.0
Shrinkage													
Acid Gas	0.0	0.0	0.0	0.0	0.0	0.0	0.0	0.0	0.0	0.0	0.0	0.0	0.0
Other products	4.7	1.8	2.2	1.5	2.0	1.6	6.4	2.3	5.0	11.1	1.8	1.3	41.7
Fuel	253.5	227.7	247.1	237.0	218.1	224.4	242.0	234.2	231.5	234.2	239.3	246.8	2,835.8
Flared	2.6	0.3	0.7	2.1	4.4	1.7	4.0	1.0	10.6	2.3	1.7	2.2	33.6
Vented	0.0	0.0	0.0	0.0	0.0	0.0	0.0	0.0	0.0	0.0	0.0	0.1	0.1
Diff and Other	0.2	-54.4	-379.7	-337.6	-188.7	-173.1	-247.8	-314.2	-249.6	-190.3	-120.4	-69.5	-2,325.1
Process and Frac													
Pentanes Plus	22.5	8.7	10.6	7.3	9.8	7.7	30.9	11.1	24.4	53.8	8.6	6.5	201.9
Propane	0.0	0.0	0.0	0.0	0.0	0.0	0.0	0.0	0.0	0.0	0.0	0.0	0.0
Butanes	0.0	0.0	0.0	0.0	0.0	0.0	0.0	0.0	0.0	0.0	0.0	0.0	0.0
Ethane	0.0	0.0	0.0	0.0	0.0	0.0	0.0	0.0	0.0	0.0	0.0	0.0	0.0
NGL	0.0	0.0	0.0	0.0	0.0	0.0	0.0	0.0	0.0	0.0	0.0	0.0	0.0
Sulphur	0.0	0.0	0.0	0.0	0.0	0.0	0.0	0.0	0.0	0.0	0.0	0.0	0.0
Sulphur Closing Inv	0.0	0.0	0.0	0.0	0.0	0.0	0.0	0.0	0.0	0.0	0.0	0.0	0.0

VPR6200

Facility ID ABGS0137413
Facility Licence # 21232

Facility Name HUSKY OIL OPERATIONS GS
Facility Operator OR46 HUSKY

Production Month	201701	201702	201703	201704	201705	201706	201707	201708	201709	201710	201711	201712	Totals
Receipts													
Receipts from Alberta Facilities	74,722.4	66,763.6	62,060.5	70,316.6	70,511.6	68,143.0	69,412.0	69,517.1	64,623.4	65,805.4	64,144.1	67,301.1	813,320.8
Receipts from Non-Alberta Facilities	0.0	0.0	0.0	0.0	0.0	0.0	0.0	0.0	0.0	0.0	0.0	0.0	0.0
Dispositions													
Disposition Battery	0.0	0.0	0.0	0.0	0.0	0.0	0.0	0.0	0.0	0.0	0.0	0.0	0.0
Gas Gathering System	74,439.5	66,644.8	61,809.1	70,170.2	70,154.6	67,818.6	69,189.4	69,372.1	64,271.6	65,394.5	63,590.6	66,552.9	809,407.9
Gas Plant	0.0	0.0	0.0	0.0	0.0	0.0	0.0	0.0	0.0	0.0	0.0	0.0	0.0
Injection Facility	0.0	0.0	0.0	0.0	0.0	0.0	0.0	0.0	0.0	0.0	0.0	0.0	0.0
Meter Station	0.0	0.0	0.0	0.0	0.0	0.0	0.0	0.0	0.0	0.0	0.0	0.0	0.0
Other	0.0	0.0	0.0	0.0	0.0	0.0	0.0	0.0	0.0	0.0	0.0	0.0	0.0
Alberta Commercial	0.0	0.0	0.0	0.0	0.0	0.0	0.0	0.0	0.0	0.0	0.0	0.0	0.0
Alberta Industrial	0.0	0.0	0.0	0.0	0.0	0.0	0.0	0.0	0.0	0.0	0.0	0.0	0.0
Alberta Residential	0.0	0.0	0.0	0.0	0.0	0.0	0.0	0.0	0.0	0.0	0.0	0.0	0.0
Alberta Elec.Generation	0.0	0.0	0.0	0.0	0.0	0.0	0.0	0.0	0.0	0.0	0.0	0.0	0.0
Shrinkage Acid Gas	0.0	0.0	0.0	0.0	0.0	0.0	0.0	0.0	0.0	0.0	0.0	0.0	0.0
Other products	0.0	0.7	0.0	0.0	0.0	0.0	0.0	2.4	9.1	0.0	0.0	0.0	12.2
Fuel	350.6	303.8	306.1	316.5	301.0	291.4	311.8	294.8	308.5	296.2	341.8	343.4	3,765.9
Flared	1.1	1.9	41.5	0.7	2.0	3.2	2.7	8.1	7.4	2.7	6.1	19.2	96.6
Vented	0.0	0.0	0.0	0.0	0.0	0.0	0.0	0.0	0.0	0.0	0.0	0.0	0.0
Diff and Other	-68.8	-187.6	-96.2	-170.8	54.0	29.8	-91.9	-160.3	26.8	112.0	205.6	385.6	38.2
Process and Frac													
Pentanes Plus	0.0	3.5	0.0	0.0	0.0	0.0	0.0	11.7	44.0	0.0	0.0	0.0	59.2
Propane	0.0	0.0	0.0	0.0	0.0	0.0	0.0	0.0	0.0	0.0	0.0	0.0	0.0
Butanes	0.0	0.0	0.0	0.0	0.0	0.0	0.0	0.0	0.0	0.0	0.0	0.0	0.0
Ethane	0.0	0.0	0.0	0.0	0.0	0.0	0.0	0.0	0.0	0.0	0.0	0.0	0.0
NGL	0.0	0.0	0.0	0.0	0.0	0.0	0.0	0.0	0.0	0.0	0.0	0.0	0.0
Sulphur	0.0	0.0	0.0	0.0	0.0	0.0	0.0	0.0	0.0	0.0	0.0	0.0	0.0
Sulphur Closing Inv	0.0	0.0	0.0	0.0	0.0	0.0	0.0	0.0	0.0	0.0	0.0	0.0	0.0

Unit of Measurement: Gas and Gas equivalent products: 1000m3, Liquids: m3, Sulphur: MTS

VPR6200

Facility ID ABGS0137414

Facility Name 100/16-02-047-12W5 Brazeau GS

Facility Licence # 48343

Facility Operator A6GD SINOPEC

Production Month	201701	201702	201703	201704	201705	201706	201707	201708	201709	201710	201711	201712	Totals
Receipts													
Receipts from Alberta Facilities	1,948.7	1,473.0	2,041.7	1,919.5	1,818.9	1,701.0	1,639.5	1,231.1	1,534.5	1,493.4	1,322.4	1,536.6	19,660.3
Receipts from Non-Alberta Facilities	0.0	0.0	0.0	0.0	0.0	0.0	0.0	0.0	0.0	0.0	0.0	0.0	0.0
Dispositions													
Disposition													
Battery	0.0	0.0	0.0	0.0	0.0	0.0	0.0	0.0	0.0	0.0	0.0	0.0	0.0
Gas Gathering System	1,950.9	1,477.8	2,045.4	1,961.6	1,822.2	1,712.3	1,649.3	1,226.8	1,538.5	1,501.0	1,337.6	1,546.1	19,769.5
Gas Plant	0.0	0.0	0.0	0.0	0.0	0.0	0.0	0.0	0.0	0.0	0.0	0.0	0.0
Injection Facility	0.0	0.0	0.0	0.0	0.0	0.0	0.0	0.0	0.0	0.0	0.0	0.0	0.0
Meter Station	0.0	0.0	0.0	0.0	0.0	0.0	0.0	0.0	0.0	0.0	0.0	0.0	0.0
Other	0.0	0.0	0.0	0.0	0.0	0.0	0.0	0.0	0.0	0.0	0.0	0.0	0.0
Alberta Commercial	0.0	0.0	0.0	0.0	0.0	0.0	0.0	0.0	0.0	0.0	0.0	0.0	0.0
Alberta Industrial	0.0	0.0	0.0	0.0	0.0	0.0	0.0	0.0	0.0	0.0	0.0	0.0	0.0
Alberta Residential	0.0	0.0	0.0	0.0	0.0	0.0	0.0	0.0	0.0	0.0	0.0	0.0	0.0
Alberta Elec.Generation	0.0	0.0	0.0	0.0	0.0	0.0	0.0	0.0	0.0	0.0	0.0	0.0	0.0
Shrinkage													
Acid Gas	0.0	0.0	0.0	0.0	0.0	0.0	0.0	0.0	0.0	0.0	0.0	0.0	0.0
Other products	0.0	0.1	0.0	3.2	6.9	0.0	0.0	0.0	0.0	3.6	0.9	0.0	14.7
Fuel	0.0	0.0	0.0	0.0	0.0	0.0	0.0	0.0	0.0	0.0	0.0	0.0	0.0
Flared	0.0	0.0	0.0	0.0	0.0	0.0	0.0	0.0	0.0	0.0	0.0	0.0	0.0
Vented	0.0	0.0	0.0	0.0	0.0	0.0	0.0	0.0	0.0	0.0	0.0	0.0	0.0
Diff and Other	-2.2	-4.9	-3.7	-45.3	-10.2	-11.3	-9.8	4.3	-4.0	-11.2	-16.1	-9.5	-123.9
Process and Frac													
Pentanes Plus	0.0	0.3	0.0	15.7	33.5	0.2	0.0	0.0	0.0	17.3	4.2	0.0	71.2
Propane	0.0	0.0	0.0	0.0	0.0	0.0	0.0	0.0	0.0	0.0	0.0	0.0	0.0
Butanes	0.0	0.0	0.0	0.0	0.0	0.0	0.0	0.0	0.0	0.0	0.0	0.0	0.0
Ethane	0.0	0.0	0.0	0.0	0.0	0.0	0.0	0.0	0.0	0.0	0.0	0.0	0.0
NGL	0.0	0.0	0.0	0.0	0.0	0.0	0.0	0.0	0.0	0.0	0.0	0.0	0.0
Sulphur	0.0	0.0	0.0	0.0	0.0	0.0	0.0	0.0	0.0	0.0	0.0	0.0	0.0
Sulphur Closing Inv	0.0	0.0	0.0	0.0	0.0	0.0	0.0	0.0	0.0	0.0	0.0	0.0	0.0

VPR6200

Facility ID ABGS0137433

Facility Name 11-28 GS

Facility Licence # 40515

Facility Operator A5D4 CVE

Production Month		201701	201702	201703	201704	201705	201706	201707	201708	201709	201710	201711	201712	Totals
Receipts														
Receipts from Alberta Facilities		2,345.7	2,009.6	2,231.0	2,424.9	2,461.0	2,331.9	2,346.1	2,355.8	2,311.2	2,372.9	2,220.4	2,085.8	27,496.3
Receipts from Non-Alberta Facilities		0.0	0.0	0.0	0.0	0.0	0.0	0.0	0.0	0.0	0.0	0.0	0.0	0.0
Dispositions														
Disposition	Battery	0.0	0.0	0.0	0.0	0.0	0.0	0.0	0.0	0.0	0.0	0.0	0.0	0.0
	Gas Gathering System	2,286.6	1,958.0	2,255.1	2,379.2	2,404.2	2,271.1	2,282.7	2,239.5	2,254.4	2,314.9	2,176.4	2,030.8	26,852.9
	Gas Plant	0.0	0.0	0.0	0.0	0.0	0.0	0.0	0.0	0.0	0.0	0.0	0.0	0.0
	Injection Facility	0.0	0.0	0.0	0.0	0.0	0.0	0.0	0.0	0.0	0.0	0.0	0.0	0.0
	Meter Station	0.0	0.0	0.0	0.0	0.0	0.0	0.0	0.0	0.0	0.0	0.0	0.0	0.0
	Other	0.0	0.0	0.0	0.0	0.0	0.0	0.0	0.0	0.0	0.0	0.0	0.0	0.0
	Alberta Commercial	0.0	0.0	0.0	0.0	0.0	0.0	0.0	0.0	0.0	0.0	0.0	0.0	0.0
	Alberta Industrial	0.0	0.0	0.0	0.0	0.0	0.0	0.0	0.0	0.0	0.0	0.0	0.0	0.0
	Alberta Residential	0.0	0.0	0.0	0.0	0.0	0.0	0.0	0.0	0.0	0.0	0.0	0.0	0.0
	Alberta Elec.Generation	0.0	0.0	0.0	0.0	0.0	0.0	0.0	0.0	0.0	0.0	0.0	0.0	0.0
Shrinkage	Acid Gas	0.0	0.0	0.0	0.0	0.0	0.0	0.0	0.0	0.0	0.0	0.0	0.0	0.0
	Other products	3.0	0.0	2.5	0.0	2.0	0.0	0.0	0.0	0.0	0.0	0.0	0.0	7.5
Fuel		59.1	51.7	59.1	45.7	56.8	60.8	63.4	62.3	56.8	58.0	44.0	55.0	672.7
Flared		0.0	0.0	0.0	0.0	0.0	0.0	0.0	0.0	0.0	0.0	0.0	0.0	0.0
Vented		0.0	0.0	0.1	0.0	1.0	0.0	0.0	0.0	0.0	0.0	0.0	0.0	1.1
Diff and Other		-3.0	-0.1	-85.8	0.0	-3.0	0.0	0.0	54.0	0.0	0.0	0.0	0.0	-37.9
Process and Frac														
Pentanes Plus		14.3	0.0	12.2	0.0	9.5	0.0	0.0	0.0	0.0	0.0	0.0	0.0	36.0
Propane		0.0	0.0	0.0	0.0	0.0	0.0	0.0	0.0	0.0	0.0	0.0	0.0	0.0
Butanes		0.0	0.0	0.0	0.0	0.0	0.0	0.0	0.0	0.0	0.0	0.0	0.0	0.0
Ethane		0.0	0.0	0.0	0.0	0.0	0.0	0.0	0.0	0.0	0.0	0.0	0.0	0.0
NGL		0.0	0.0	0.0	0.0	0.0	0.0	0.0	0.0	0.0	0.0	0.0	0.0	0.0
Sulphur		0.0	0.0	0.0	0.0	0.0	0.0	0.0	0.0	0.0	0.0	0.0	0.0	0.0
Sulphur Closing Inv		0.0	0.0	0.0	0.0	0.0	0.0	0.0	0.0	0.0	0.0	0.0	0.0	0.0

Unit of Measurement: Gas and Gas equivalent products: 1000m3, Liquids: m3, Sulphur: MTS

VPR6200

Facility ID ABGS0137434
 Facility Licence # 11783

Facility Name VEI 12-3-50-13 TO 06-28 GAS GATH
 Facility Operator A6FW VEI

Production Month	201701	201702	201703	201704	201705	201706	201707	201708	201709	201710	201711	201712	Totals
Receipts													
Receipts from Alberta Facilities	1,335.1	3,539.3	12,334.7	8,875.6	13,361.2	27,738.5	29,183.1	25,704.1	26,468.2	27,385.6	25,599.7	25,764.0	227,289.1
Receipts from Non-Alberta Facilities	0.0	0.0	0.0	0.0	0.0	0.0	0.0	0.0	0.0	0.0	0.0	0.0	0.0
Dispositions													
Disposition Battery	0.0	0.0	0.0	0.0	0.0	0.0	0.0	0.0	0.1	0.2	0.0	0.0	0.3
Gas Gathering System	1,315.0	3,431.1	12,686.4	9,142.1	13,928.2	27,296.6	28,804.3	25,243.7	25,879.0	27,192.1	25,037.1	25,475.4	225,431.0
Gas Plant	0.0	0.0	0.0	0.0	0.0	0.0	0.0	0.0	0.0	0.0	0.0	0.0	0.0
Injection Facility	0.0	0.0	0.0	0.0	0.0	0.0	0.0	0.0	0.0	0.0	0.0	0.0	0.0
Meter Station	0.0	0.0	0.0	0.0	0.0	0.0	0.0	0.0	0.0	0.0	0.0	0.0	0.0
Other	0.0	0.0	0.0	0.0	0.0	0.0	0.0	0.0	0.0	0.0	0.0	0.0	0.0
Alberta Commercial	0.0	0.0	0.0	0.0	0.0	0.0	0.0	0.0	0.0	0.0	0.0	0.0	0.0
Alberta Industrial	0.0	0.0	0.0	0.0	0.0	0.0	0.0	0.0	0.0	0.0	0.0	0.0	0.0
Alberta Residential	0.0	0.0	0.0	0.0	0.0	0.0	0.0	0.0	0.0	0.0	0.0	0.0	0.0
Alberta Elec.Generation	0.0	0.0	0.0	0.0	0.0	0.0	0.0	0.0	0.0	0.0	0.0	0.0	0.0
Shrinkage Acid Gas	0.0	0.0	0.0	0.0	0.0	0.0	0.0	0.0	0.0	0.0	0.0	0.0	0.0
Other products	5.7	5.8	14.7	0.1	1.3	21.8	24.8	18.7	26.0	30.7	29.6	38.2	217.4
Fuel	0.0	0.0	0.0	0.0	0.0	0.0	0.0	0.0	0.0	0.0	0.0	0.0	0.0
Flared	0.0	0.0	0.0	0.0	0.0	0.0	2.1	0.0	0.0	0.0	4.5	6.5	13.1
Vented	0.0	0.0	0.0	0.0	0.0	0.0	0.0	0.0	0.0	0.0	0.0	0.0	0.0
Diff and Other	14.4	102.4	-366.4	-266.6	-568.3	420.1	351.9	441.7	563.1	162.6	528.5	243.9	1,627.3
Process and Frac													
Pentanes Plus	27.8	28.1	71.0	0.7	6.4	105.3	120.1	90.3	125.8	148.4	143.2	184.8	1,051.9
Propane	0.0	0.0	0.0	0.0	0.0	0.0	0.0	0.0	0.0	0.0	0.0	0.0	0.0
Butanes	0.0	0.0	0.0	0.0	0.0	0.0	0.0	0.0	0.0	0.0	0.0	0.0	0.0
Ethane	0.0	0.0	0.0	0.0	0.0	0.0	0.0	0.0	0.0	0.0	0.0	0.0	0.0
NGL	0.0	0.0	0.0	0.0	0.0	0.0	0.0	0.0	0.0	0.0	0.0	0.0	0.0
Sulphur	0.0	0.0	0.0	0.0	0.0	0.0	0.0	0.0	0.0	0.0	0.0	0.0	0.0
Sulphur Closing Inv	0.0	0.0	0.0	0.0	0.0	0.0	0.0	0.0	0.0	0.0	0.0	0.0	0.0

Unit of Measurement: Gas and Gas equivalent products: 1000m3, Liquids: m3, Sulphur: MTS

VPR6200
Facility ID ABGS0137450

Facility Name CQE SIMONETTE 4-27-61-1W6 GGS

Facility Licence # 48211

Facility Operator A1ME CEQUENCE

Production Month	201701	201702	201703	201704	201705	201706	201707	201708	201709	201710	201711	201712	Totals
Receipts													
Receipts from Alberta Facilities	4,054.2	4,317.3	5,268.1	4,351.1	4,691.7	4,421.9	4,444.7	4,340.4	3,565.5	3,676.0	3,461.8	3,660.5	50,253.2
Receipts from Non-Alberta Facilities	0.0	0.0	0.0	0.0	0.0	0.0	0.0	0.0	0.0	0.0	0.0	0.0	0.0
Dispositions													
Disposition													
Battery	0.0	0.0	0.0	0.0	0.0	0.0	0.0	0.0	0.0	0.0	0.0	0.0	0.0
Gas Gathering System	3,977.5	4,065.1	4,729.7	4,499.8	4,752.5	4,394.8	4,393.1	4,320.3	3,815.7	3,783.3	3,460.8	3,599.2	49,791.8
Gas Plant	0.0	0.0	0.0	0.0	0.0	0.0	0.0	0.0	0.0	0.0	0.0	0.0	0.0
Injection Facility	0.0	0.0	0.0	0.0	0.0	0.0	0.0	0.0	0.0	0.0	0.0	0.0	0.0
Meter Station	0.0	0.0	0.0	0.0	0.0	0.0	0.0	0.0	0.0	0.0	0.0	0.0	0.0
Other	0.0	0.0	0.0	0.0	0.0	0.0	0.0	0.0	0.0	0.0	0.0	0.0	0.0
Alberta Commercial	0.0	0.0	0.0	0.0	0.0	0.0	0.0	0.0	0.0	0.0	0.0	0.0	0.0
Alberta Industrial	0.0	0.0	0.0	0.0	0.0	0.0	0.0	0.0	0.0	0.0	0.0	0.0	0.0
Alberta Residential	0.0	0.0	0.0	0.0	0.0	0.0	0.0	0.0	0.0	0.0	0.0	0.0	0.0
Alberta Elec.Generation	0.0	0.0	0.0	0.0	0.0	0.0	0.0	0.0	0.0	0.0	0.0	0.0	0.0
Acid Gas	0.0	0.0	0.0	0.0	0.0	0.0	0.0	0.0	0.0	0.0	0.0	0.0	0.0
Other products	0.8	1.5	10.2	2.8	2.4	2.5	0.1	2.4	0.0	0.0	0.0	0.0	22.7
Fuel	63.0	62.5	62.5	65.1	65.0	65.0	65.0	65.0	65.0	65.0	65.0	65.0	773.1
Flared	0.0	0.0	0.0	0.0	0.0	0.0	0.0	0.0	0.0	0.0	0.0	0.0	0.0
Vented	0.0	0.0	0.0	0.0	0.0	0.0	0.0	0.0	0.0	0.0	0.0	0.0	0.0
Diff and Other	12.9	188.2	465.7	-216.6	-128.2	-40.4	-13.5	-47.3	-315.2	-172.3	-64.0	-3.7	-334.4
Process and Frac													
Pentanes Plus	3.7	7.1	49.5	13.6	11.8	11.9	0.3	11.7	0.0	0.0	0.0	0.0	109.6
Propane	0.0	0.0	0.0	0.0	0.0	0.0	0.0	0.0	0.0	0.0	0.0	0.0	0.0
Butanes	0.0	0.0	0.0	0.0	0.0	0.0	0.0	0.0	0.0	0.0	0.0	0.0	0.0
Ethane	0.0	0.0	0.0	0.0	0.0	0.0	0.0	0.0	0.0	0.0	0.0	0.0	0.0
NGL	0.0	0.0	0.0	0.0	0.0	0.0	0.0	0.0	0.0	0.0	0.0	0.0	0.0
Sulphur	0.0	0.0	0.0	0.0	0.0	0.0	0.0	0.0	0.0	0.0	0.0	0.0	0.0
Sulphur Closing Inv	0.0	0.0	0.0	0.0	0.0	0.0	0.0	0.0	0.0	0.0	0.0	0.0	0.0

VPR6200

Facility ID ABGS0137475

Facility Name TN GGS 01-04-44-11

Facility Licence # 48132

Facility Operator A2TG TQN

Production Month	201701	201702	201703	201704	201705	201706	201707	201708	201709	201710	201711	201712	Totals
Receipts													
Receipts from Alberta Facilities	19,401.0	18,409.3	24,182.1	24,854.5	30,143.8	29,333.3	40,131.6	42,716.5	38,961.5	36,476.8	37,351.7	41,311.3	383,273.4
Receipts from Non-Alberta Facilities	0.0	0.0	0.0	0.0	0.0	0.0	0.0	0.0	0.0	0.0	0.0	0.0	0.0
Dispositions													
Disposition Battery	0.0	0.0	0.0	0.0	0.0	0.0	0.0	0.0	0.0	0.0	0.0	0.0	0.0
Gas Gathering System	18,902.9	18,104.3	24,162.7	24,692.2	29,660.9	28,765.8	39,457.7	42,066.2	38,285.5	35,753.0	36,861.8	41,227.4	377,940.4
Gas Plant	0.0	0.0	0.0	0.0	0.0	0.0	0.0	0.0	0.0	0.0	0.0	0.0	0.0
Injection Facility	0.0	0.0	0.0	0.0	0.0	0.0	0.0	0.0	0.0	0.0	0.0	0.0	0.0
Meter Station	0.0	0.0	0.0	0.0	0.0	0.0	0.0	0.0	0.0	0.0	0.0	0.0	0.0
Other	0.0	0.0	0.0	0.0	0.0	0.0	0.0	0.0	0.0	0.0	0.0	0.0	0.0
Alberta Commercial	0.0	0.0	0.0	0.0	0.0	0.0	0.0	0.0	0.0	0.0	0.0	0.0	0.0
Alberta Industrial	0.0	0.0	0.0	0.0	0.0	0.0	0.0	0.0	0.0	0.0	0.0	0.0	0.0
Alberta Residential	0.0	0.0	0.0	0.0	0.0	0.0	0.0	0.0	0.0	0.0	0.0	0.0	0.0
Alberta Elec.Generation	0.0	0.0	0.0	0.0	0.0	0.0	0.0	0.0	0.0	0.0	0.0	0.0	0.0
Shrinkage Acid Gas	0.0	0.0	0.0	0.0	0.0	0.0	0.0	0.0	0.0	0.0	0.0	0.0	0.0
Other products	0.0	1.3	0.0	2.8	1.6	2.7	10.5	11.6	3.2	0.0	3.7	5.6	43.0
Fuel	652.9	579.1	735.2	737.7	821.5	793.2	1,108.9	1,106.7	1,031.0	1,010.9	1,019.8	1,113.8	10,710.7
Flared	1.5	2.0	0.7	0.3	0.9	7.2	11.5	9.6	5.4	2.8	2.6	10.9	55.4
Vented	0.0	0.0	0.0	0.0	0.0	0.0	0.0	0.0	0.0	0.0	0.0	0.0	0.0
Diff and Other	-156.3	-277.4	-716.5	-578.5	-341.1	-235.6	-457.0	-477.6	-363.6	-289.9	-536.2	-1,046.4	-5,476.1
Process and Frac													
Pentanes Plus	0.0	6.3	0.2	13.5	7.5	13.0	50.6	55.9	15.5	0.0	17.9	27.0	207.4
Propane	0.0	0.0	0.0	0.0	0.0	0.0	0.0	0.0	0.0	0.0	0.0	0.0	0.0
Butanes	0.0	0.0	0.0	0.0	0.0	0.0	0.0	0.0	0.0	0.0	0.0	0.0	0.0
Ethane	0.0	0.0	0.0	0.0	0.0	0.0	0.0	0.0	0.0	0.0	0.0	0.0	0.0
NGL	0.0	0.0	0.0	0.0	0.0	0.0	0.0	0.0	0.0	0.0	0.0	0.0	0.0
Sulphur	0.0	0.0	0.0	0.0	0.0	0.0	0.0	0.0	0.0	0.0	0.0	0.0	0.0
Sulphur Closing Inv	0.0	0.0	0.0	0.0	0.0	0.0	0.0	0.0	0.0	0.0	0.0	0.0	0.0

Unit of Measurement: Gas and Gas equivalent products: 1000m3, Liquids: m3, Sulphur: MTS

VPR6200

Facility ID ABGS0137512

Facility Name Elmworth 08-10-68-08W6 GS

Facility Licence # 47823

Facility Operator A0A7 NUVISTA

Production Month	201701	201702	201703	201704	201705	201706	201707	201708	201709	201710	201711	201712	Totals
Receipts													
Receipts from Alberta Facilities	45,993.9	41,268.8	43,332.1	52,718.3	23,163.8	22,095.4	51,112.5	49,543.3	51,834.1	66,139.9	69,968.5	68,182.1	585,352.7
Receipts from Non-Alberta Facilities	0.0	0.0	0.0	0.0	0.0	0.0	0.0	0.0	0.0	0.0	0.0	0.0	0.0
Dispositions													
Disposition													
Battery	220.9	217.8	163.2	177.2	148.6	83.1	310.2	195.4	144.9	158.4	86.6	146.4	2,052.7
Gas Gathering System	42,898.3	36,451.0	38,644.7	48,833.3	21,185.5	18,334.4	46,275.0	45,006.1	43,848.4	58,483.6	61,302.0	60,174.5	521,436.8
Gas Plant	302.5	2,163.3	1,684.7	872.9	616.4	2,335.8	784.6	593.3	1,893.4	2,539.1	2,181.4	2,213.5	18,180.9
Injection Facility	0.0	0.0	0.0	0.0	0.0	0.0	0.0	0.0	0.0	0.0	0.0	0.0	0.0
Meter Station	0.0	0.0	0.0	0.0	0.0	0.0	0.0	0.0	0.0	0.0	0.0	0.0	0.0
Other	0.0	0.0	0.0	0.0	0.0	0.0	0.0	0.0	0.0	0.0	0.0	0.0	0.0
Alberta Commercial	0.0	0.0	0.0	0.0	0.0	0.0	0.0	0.0	0.0	0.0	0.0	0.0	0.0
Alberta Industrial	0.0	0.0	0.0	0.0	0.0	0.0	0.0	0.0	0.0	0.0	0.0	0.0	0.0
Alberta Residential	0.0	0.0	0.0	0.0	0.0	0.0	0.0	0.0	0.0	0.0	0.0	0.0	0.0
Alberta Elec.Generation	0.0	0.0	0.0	0.0	0.0	0.0	0.0	0.0	0.0	0.0	0.0	0.0	0.0
Shrinkage													
Acid Gas	0.0	0.0	0.0	0.0	0.0	0.0	0.0	0.0	0.0	0.0	0.0	0.0	0.0
Other products	1,817.6	1,577.1	1,519.7	1,876.3	792.7	776.5	2,432.0	2,445.4	3,256.7	4,272.3	4,430.5	3,682.8	28,879.6
Fuel	1,520.5	1,453.1	1,549.2	1,564.5	900.2	1,250.0	1,682.5	2,058.9	2,070.9	2,438.4	2,339.5	2,323.3	21,151.0
Flared	72.9	41.4	30.9	45.5	112.3	172.6	65.5	65.7	73.8	52.9	60.0	41.2	834.7
Vented	0.0	0.0	0.0	0.0	0.0	0.0	0.0	0.0	0.0	0.0	0.0	0.0	0.0
Diff and Other	-838.8	-634.9	-260.3	-651.4	-591.9	-857.0	-437.3	-821.5	546.0	-1,804.8	-431.5	-399.6	-7,183.0
Process and Frac													
Pentanes Plus	8,794.7	7,631.1	7,353.5	9,078.7	3,835.7	3,757.4	11,767.6	11,832.4	15,758.0	20,672.2	21,437.5	17,819.8	139,738.6
Propane	0.0	0.0	0.0	0.0	0.0	0.0	0.0	0.0	0.0	0.0	0.0	0.0	0.0
Butanes	0.0	0.0	0.0	0.0	0.0	0.0	0.0	0.0	0.0	0.0	0.0	0.0	0.0
Ethane	0.0	0.0	0.0	0.0	0.0	0.0	0.0	0.0	0.0	0.0	0.0	0.0	0.0
NGL	0.0	0.0	0.0	0.0	0.0	0.0	0.0	0.0	0.0	0.0	0.0	0.0	0.0
Sulphur	0.0	0.0	0.0	0.0	0.0	0.0	0.0	0.0	0.0	0.0	0.0	0.0	0.0
Sulphur Closing Inv	0.0	0.0	0.0	0.0	0.0	0.0	0.0	0.0	0.0	0.0	0.0	0.0	0.0


VPR6200

Facility ID ABGS0137686
Facility Licence # 36095

Facility Name VEI 16-21-44-11W5 GS
Facility Operator A6FW VEI

Production Month		201701	201702	201703	201704	201705	201706	201707	201708	201709	201710	201711	201712	Totals
Receipts														
Receipts from Alberta Facilities		307.0	659.3	405.7	317.6	280.2	245.5	234.6	227.2	206.1	202.9	179.9	187.1	3,453.1
Receipts from Non-Alberta Facilities		0.0	0.0	0.0	0.0	0.0	0.0	0.0	0.0	0.0	0.0	0.0	0.0	0.0
Dispositions														
Disposition Battery		0.0	0.0	0.0	0.0	0.0	0.0	0.0	0.0	0.0	0.0	0.0	0.0	0.0
Gas Gathering System		309.3	667.9	409.5	311.1	274.1	245.3	235.7	230.3	206.0	202.9	179.9	187.0	3,459.0
Gas Plant		0.0	0.0	0.0	0.0	0.0	0.0	0.0	0.0	0.0	0.0	0.0	0.0	0.0
Injection Facility		0.0	0.0	0.0	0.0	0.0	0.0	0.0	0.0	0.0	0.0	0.0	0.0	0.0
Meter Station		0.0	0.0	0.0	0.0	0.0	0.0	0.0	0.0	0.0	0.0	0.0	0.0	0.0
Other		0.0	0.0	0.0	0.0	0.0	0.0	0.0	0.0	0.0	0.0	0.0	0.0	0.0
Alberta Commercial		0.0	0.0	0.0	0.0	0.0	0.0	0.0	0.0	0.0	0.0	0.0	0.0	0.0
Alberta Industrial		0.0	0.0	0.0	0.0	0.0	0.0	0.0	0.0	0.0	0.0	0.0	0.0	0.0
Alberta Residential		0.0	0.0	0.0	0.0	0.0	0.0	0.0	0.0	0.0	0.0	0.0	0.0	0.0
Alberta Elec.Generation		0.0	0.0	0.0	0.0	0.0	0.0	0.0	0.0	0.0	0.0	0.0	0.0	0.0
Shrinkage Acid Gas		0.0	0.0	0.0	0.0	0.0	0.0	0.0	0.0	0.0	0.0	0.0	0.0	0.0
Other products		0.0	0.0	0.0	0.1	0.0	0.0	0.0	0.0	0.0	0.0	0.0	0.0	0.1
Fuel		0.0	0.0	0.0	0.0	0.0	0.0	0.0	0.0	0.0	0.0	0.0	0.0	0.0
Flared		0.0	0.0	0.0	0.0	0.0	0.0	0.0	0.0	0.0	0.0	0.0	0.0	0.0
Vented		0.0	0.0	0.0	0.0	0.0	0.0	0.0	0.0	0.0	0.0	0.0	0.0	0.0
Diff and Other		-2.3	-8.6	-3.8	6.4	6.1	0.2	-1.1	-3.1	0.1	0.0	0.0	0.1	-6.0
Process and Frac														
Pentanes Plus		0.0	0.0	0.1	0.5	0.0	0.0	0.0	0.0	0.0	0.0	0.0	0.0	0.6
Propane		0.0	0.0	0.0	0.0	0.0	0.0	0.0	0.0	0.0	0.0	0.0	0.0	0.0
Butanes		0.0	0.0	0.0	0.0	0.0	0.0	0.0	0.0	0.0	0.0	0.0	0.0	0.0
Ethane		0.0	0.0	0.0	0.0	0.0	0.0	0.0	0.0	0.0	0.0	0.0	0.0	0.0
NGL		0.0	0.0	0.0	0.0	0.0	0.0	0.0	0.0	0.0	0.0	0.0	0.0	0.0
Sulphur		0.0	0.0	0.0	0.0	0.0	0.0	0.0	0.0	0.0	0.0	0.0	0.0	0.0
Sulphur Closing Inv		0.0	0.0	0.0	0.0	0.0	0.0	0.0	0.0	0.0	0.0	0.0	0.0	0.0

Unit of Measurement: Gas and Gas equivalent products: 1000m3, Liquids: m3, Sulphur: MTS



Monthly Gas Plant Receipts, Dispositions and Process

VPR6200

Facility ID ABGS0137803
 Facility Licence # 27436

Facility Name Morningside 08-09-042-28W4
 Facility Operator OHE9 CNRL

Production Month	201701	201702	201703	201704	201705	201706	201707	201708	201709	201710	201711	201712	Totals
Receipts													
Receipts from Alberta Facilities	517.9	479.8	510.0	465.6	519.7	485.8	519.4	518.4	494.3	499.7	456.6	469.6	5,936.8
Receipts from Non-Alberta Facilities	0.0	0.0	0.0	0.0	0.0	0.0	0.0	0.0	0.0	0.0	0.0	0.0	0.0
Dispositions													
Disposition													
Battery	0.0	0.0	0.0	0.0	0.0	0.0	0.0	0.0	0.0	0.0	0.0	0.0	0.0
Gas Gathering System	490.6	431.9	464.9	430.8	468.5	444.8	472.8	487.0	441.9	449.1	417.7	427.4	5,427.4
Gas Plant	0.0	0.0	0.0	0.0	0.0	0.0	0.0	0.0	0.0	0.0	0.0	0.0	0.0
Injection Facility	0.0	0.0	0.0	0.0	0.0	0.0	0.0	0.0	0.0	0.0	0.0	0.0	0.0
Meter Station	0.0	0.0	0.0	0.0	0.0	0.0	0.0	0.0	0.0	0.0	0.0	0.0	0.0
Other	0.0	0.0	0.0	0.0	0.0	0.0	0.0	0.0	0.0	0.0	0.0	0.0	0.0
Alberta Commercial	0.0	0.0	0.0	0.0	0.0	0.0	0.0	0.0	0.0	0.0	0.0	0.0	0.0
Alberta Industrial	0.0	0.0	0.0	0.0	0.0	0.0	0.0	0.0	0.0	0.0	0.0	0.0	0.0
Alberta Residential	0.0	0.0	0.0	0.0	0.0	0.0	0.0	0.0	0.0	0.0	0.0	0.0	0.0
Alberta Elec.Generation	0.0	0.0	0.0	0.0	0.0	0.0	0.0	0.0	0.0	0.0	0.0	0.0	0.0
Shrinkage													
Acid Gas	0.0	0.0	0.0	0.0	0.0	0.0	0.0	0.0	0.0	0.0	0.0	0.0	0.0
Other products	1.7	4.2	3.1	3.6	1.8	4.2	2.4	3.6	4.0	5.3	0.8	3.0	37.7
Fuel	39.1	35.9	38.1	36.3	38.5	37.0	40.3	39.8	37.3	42.5	43.1	44.9	472.8
Flared	3.4	0.8	1.2	1.2	1.2	1.1	1.4	1.0	1.2	1.0	0.8	1.1	15.4
Vented	0.0	0.0	0.0	0.0	0.0	0.0	0.0	0.0	0.0	0.0	0.0	0.0	0.0
Diff and Other	-16.9	7.0	2.7	-6.3	9.7	-1.3	2.5	-13.0	9.9	1.8	-5.8	-6.8	-16.5
Process and Frac													
Pentanes Plus	8.2	20.5	15.0	17.6	8.9	20.5	11.7	17.4	19.2	25.5	3.9	14.3	182.7
Propane	0.0	0.0	0.0	0.0	0.0	0.0	0.0	0.0	0.0	0.0	0.0	0.0	0.0
Butanes	0.0	0.0	0.0	0.0	0.0	0.0	0.0	0.0	0.0	0.0	0.0	0.0	0.0
Ethane	0.0	0.0	0.0	0.0	0.0	0.0	0.0	0.0	0.0	0.0	0.0	0.0	0.0
NGL	0.0	0.0	0.0	0.0	0.0	0.0	0.0	0.0	0.0	0.0	0.0	0.0	0.0
Sulphur	0.0	0.0	0.0	0.0	0.0	0.0	0.0	0.0	0.0	0.0	0.0	0.0	0.0
Sulphur Closing Inv	0.0	0.0	0.0	0.0	0.0	0.0	0.0	0.0	0.0	0.0	0.0	0.0	0.0

Unit of Measurement: Gas and Gas equivalent products: 1000m3, Liquids: m3, Sulphur: MTS

VPR6200

Facility ID ABGS0138592

Facility Name Wilson Creek 01-29 GGS

Facility Licence # 48715

Facility Operator A5TT TAC

Production Month	201701	201702	201703	201704	201705	201706	201707	201708	201709	201710	201711	201712	Totals
Receipts													
Receipts from Alberta Facilities	1,778.4	1,589.0	1,692.1	1,604.2	1,632.1	1,546.3	1,552.8	1,487.8	1,308.1	1,424.3	1,324.0	1,302.1	18,241.2
Receipts from Non-Alberta Facilities	0.0	0.0	0.0	0.0	0.0	0.0	0.0	0.0	0.0	0.0	0.0	0.0	0.0
Dispositions													
Disposition													
Battery	0.0	0.0	0.0	0.0	0.0	0.0	0.0	0.0	0.0	0.0	0.0	0.0	0.0
Gas Gathering System	1,693.8	1,513.5	1,609.7	1,525.2	1,552.5	1,476.7	1,485.5	1,418.3	1,247.3	1,353.1	1,254.7	1,230.3	17,360.6
Gas Plant	0.0	0.0	0.0	0.0	0.0	0.0	0.0	0.0	0.0	0.0	0.0	0.0	0.0
Injection Facility	0.0	0.0	0.0	0.0	0.0	0.0	0.0	0.0	0.0	0.0	0.0	0.0	0.0
Meter Station	0.0	0.0	0.0	0.0	0.0	0.0	0.0	0.0	0.0	0.0	0.0	0.0	0.0
Other	0.0	0.0	0.0	0.0	0.0	0.0	0.0	0.0	0.0	0.0	0.0	0.0	0.0
Alberta Commercial	0.0	0.0	0.0	0.0	0.0	0.0	0.0	0.0	0.0	0.0	0.0	0.0	0.0
Alberta Industrial	0.0	0.0	0.0	0.0	0.0	0.0	0.0	0.0	0.0	0.0	0.0	0.0	0.0
Alberta Residential	0.0	0.0	0.0	0.0	0.0	0.0	0.0	0.0	0.0	0.0	0.0	0.0	0.0
Alberta Elec.Generation	0.0	0.0	0.0	0.0	0.0	0.0	0.0	0.0	0.0	0.0	0.0	0.0	0.0
Shrinkage													
Acid Gas	0.0	0.0	0.0	0.0	0.0	0.0	0.0	0.0	0.0	0.0	0.0	0.0	0.0
Other products	0.0	0.0	0.0	0.0	0.0	0.0	0.0	0.0	0.0	2.5	0.0	0.0	2.5
Fuel	84.6	75.5	82.4	79.0	79.6	69.6	67.3	69.5	60.8	71.2	69.3	71.8	880.6
Flared	0.0	0.0	0.0	0.0	0.0	0.0	0.0	0.0	0.0	0.0	0.0	0.0	0.0
Vented	0.0	0.0	0.0	0.0	0.0	0.0	0.0	0.0	0.0	0.0	0.0	0.0	0.0
Diff and Other	0.0	0.0	0.0	0.0	0.0	0.0	0.0	0.0	0.0	-2.5	0.0	0.0	-2.5
Process and Frac													
Pentanes Plus	0.0	0.0	0.0	0.0	0.0	0.0	0.0	0.0	0.0	12.3	0.0	0.0	12.3
Propane	0.0	0.0	0.0	0.0	0.0	0.0	0.0	0.0	0.0	0.0	0.0	0.0	0.0
Butanes	0.0	0.0	0.0	0.0	0.0	0.0	0.0	0.0	0.0	0.0	0.0	0.0	0.0
Ethane	0.0	0.0	0.0	0.0	0.0	0.0	0.0	0.0	0.0	0.0	0.0	0.0	0.0
NGL	0.0	0.0	0.0	0.0	0.0	0.0	0.0	0.0	0.0	0.0	0.0	0.0	0.0
Sulphur	0.0	0.0	0.0	0.0	0.0	0.0	0.0	0.0	0.0	0.0	0.0	0.0	0.0
Sulphur Closing Inv	0.0	0.0	0.0	0.0	0.0	0.0	0.0	0.0	0.0	0.0	0.0	0.0	0.0

Unit of Measurement: Gas and Gas equivalent products: 1000m3, Liquids: m3, Sulphur: MTS

VPR6200

Facility ID ABGS0138834

Facility Name XTO ENERGY 11-15-62-18W5 GAS GATHER

Facility Licence # 48589

Facility Operator A6HJ

Production Month	201701	201702	201703	201704	201705	201706	201707	201708	201709	201710	201711	201712	Totals
Receipts													
Receipts from Alberta Facilities	3,566.9	3,117.1	3,713.5	3,761.2	3,441.9	3,488.3	3,592.2	3,500.8	3,400.2	3,359.6	3,376.0	701.1	39,018.8
Receipts from Non-Alberta Facilities	0.0	0.0	0.0	0.0	0.0	0.0	0.0	0.0	0.0	0.0	0.0	0.0	0.0
Dispositions													
Disposition													
Battery	1,107.8	882.9	1,127.7	1,169.5	1,014.4	1,031.4	1,075.1	1,035.5	1,062.6	1,031.3	1,136.9	195.5	11,870.6
Gas Gathering System	2,061.1	1,814.7	2,156.0	2,145.2	1,986.3	1,966.3	2,066.1	2,014.2	1,920.8	1,895.8	2,001.1	308.2	22,335.8
Gas Plant	0.0	0.0	0.0	0.0	0.0	0.0	0.0	0.0	0.0	0.0	0.0	0.0	0.0
Injection Facility	0.0	0.0	0.0	0.0	0.0	0.0	0.0	0.0	0.0	0.0	0.0	0.0	0.0
Meter Station	0.0	0.0	0.0	0.0	0.0	0.0	0.0	0.0	0.0	0.0	0.0	0.0	0.0
Other	0.0	0.0	0.0	0.0	0.0	0.0	0.0	0.0	0.0	0.0	0.0	0.0	0.0
Alberta Commercial	0.0	0.0	0.0	0.0	0.0	0.0	0.0	0.0	0.0	0.0	0.0	0.0	0.0
Alberta Industrial	0.0	0.0	0.0	0.0	0.0	0.0	0.0	0.0	0.0	0.0	0.0	0.0	0.0
Alberta Residential	0.0	0.0	0.0	0.0	0.0	0.0	0.0	0.0	0.0	0.0	0.0	0.0	0.0
Alberta Elec.Generation	0.0	0.0	0.0	0.0	0.0	0.0	0.0	0.0	0.0	0.0	0.0	0.0	0.0
Shrinkage													
Acid Gas	0.0	0.0	0.0	0.0	0.0	0.0	0.0	0.0	0.0	0.0	0.0	0.0	0.0
Other products	357.2	306.2	362.8	317.8	307.6	310.9	272.5	285.6	251.8	267.0	246.8	46.3	3,332.5
Fuel	64.8	136.8	140.3	367.8	412.5	484.5	423.5	403.6	402.7	471.5	286.7	182.8	3,777.5
Flared	1.1	2.3	1.2	0.8	0.5	0.6	0.2	1.0	0.7	1.8	1.4	0.1	11.7
Vented	0.0	0.0	0.0	0.0	0.0	0.0	0.0	16.5	0.0	0.0	0.0	0.0	16.5
Diff and Other	-25.1	-25.8	-74.5	-239.9	-279.4	-305.4	-245.2	-255.6	-238.4	-307.8	-296.9	-31.8	-2,325.8
Process and Frac													
Pentanes Plus	1,728.2	1,481.6	1,755.6	1,537.9	1,488.3	1,504.1	1,318.7	1,382.0	1,218.6	1,292.1	1,194.1	223.9	16,125.1
Propane	0.0	0.0	0.0	0.0	0.0	0.0	0.0	0.0	0.0	0.0	0.0	0.0	0.0
Butanes	0.0	0.0	0.0	0.0	0.0	0.0	0.0	0.0	0.0	0.0	0.0	0.0	0.0
Ethane	0.0	0.0	0.0	0.0	0.0	0.0	0.0	0.0	0.0	0.0	0.0	0.0	0.0
NGL	0.0	0.0	0.0	0.0	0.0	0.0	0.0	0.0	0.0	0.0	0.0	0.0	0.0
Sulphur	0.0	0.0	0.0	0.0	0.0	0.0	0.0	0.0	0.0	0.0	0.0	0.0	0.0
Sulphur Closing Inv	0.0	0.0	0.0	0.0	0.0	0.0	0.0	0.0	0.0	0.0	0.0	0.0	0.0

Unit of Measurement: Gas and Gas equivalent products: 1000m3, Liquids: m3, Sulphur: MTS

VPR6200

Facility ID ABGS0138880

Facility Name APACHE 15-28-062-20W5

Facility Licence # 47195

Facility Operator OAW4 PARA

Production Month	201701	201702	201703	201704	201705	201706	201707	201708	201709	201710	201711	201712	Totals
Receipts													
Receipts from Alberta Facilities	7,351.7	6,200.6	6,082.2	6,291.6	6,189.8	4,880.6	6,012.2	5,230.8	13,925.2	31,188.7	28,213.7	23,593.6	145,160.7
Receipts from Non-Alberta Facilities	0.0	0.0	0.0	0.0	0.0	0.0	0.0	0.0	0.0	0.0	0.0	0.0	0.0
Dispositions													
Disposition Battery	0.0	0.0	0.0	0.0	0.0	0.0	0.0	0.0	0.0	0.0	0.0	0.0	0.0
Gas Gathering System	7,307.9	6,132.4	6,019.8	6,228.8	6,153.8	4,855.8	5,839.8	5,192.5	13,688.9	30,745.7	28,103.4	23,665.7	143,934.5
Gas Plant	0.0	0.0	0.0	0.0	0.0	0.0	0.0	0.0	0.0	0.0	0.0	0.0	0.0
Injection Facility	0.0	0.0	0.0	0.0	0.0	0.0	0.0	0.0	0.0	0.0	0.0	0.0	0.0
Meter Station	0.0	0.0	0.0	0.0	0.0	0.0	0.0	0.0	0.0	0.0	0.0	0.0	0.0
Other	0.0	0.0	0.0	0.0	0.0	0.0	0.0	0.0	0.0	0.0	0.0	0.0	0.0
Alberta Commercial	0.0	0.0	0.0	0.0	0.0	0.0	0.0	0.0	0.0	0.0	0.0	0.0	0.0
Alberta Industrial	0.0	0.0	0.0	0.0	0.0	0.0	0.0	0.0	0.0	0.0	0.0	0.0	0.0
Alberta Residential	0.0	0.0	0.0	0.0	0.0	0.0	0.0	0.0	0.0	0.0	0.0	0.0	0.0
Alberta Elec.Generation	0.0	0.0	0.0	0.0	0.0	0.0	0.0	0.0	0.0	0.0	0.0	0.0	0.0
Shrinkage Acid Gas	0.0	0.0	0.0	0.0	0.0	0.0	0.0	0.0	0.0	0.0	0.0	0.0	0.0
Other products	0.0	0.0	0.0	0.0	0.0	0.0	2.7	0.0	0.0	1.9	7.0	0.0	11.6
Fuel	205.5	187.4	190.5	189.1	363.1	366.6	193.2	163.2	272.4	541.6	536.9	488.6	3,698.1
Flared	76.7	66.0	68.6	63.5	59.8	64.1	101.7	68.7	57.4	78.4	98.2	98.4	901.5
Vented	0.0	0.0	0.0	0.0	0.0	0.0	0.0	0.0	0.0	0.0	0.0	0.0	0.0
Diff and Other	-238.4	-185.2	-196.7	-189.8	-386.9	-405.9	-125.2	-193.6	-93.5	-178.9	-531.8	-659.1	-3,385.0
Process and Frac													
Pentanes Plus	0.0	0.0	0.0	0.0	0.0	0.0	13.3	0.0	0.0	9.0	34.0	0.0	56.3
Propane	0.0	0.0	0.0	0.0	0.0	0.0	0.0	0.0	0.0	0.0	0.0	0.0	0.0
Butanes	0.0	0.0	0.0	0.0	0.0	0.0	0.0	0.0	0.0	0.0	0.0	0.0	0.0
Ethane	0.0	0.0	0.0	0.0	0.0	0.0	0.0	0.0	0.0	0.0	0.0	0.0	0.0
NGL	0.0	0.0	0.0	0.0	0.0	0.0	0.0	0.0	0.0	0.0	0.0	0.0	0.0
Sulphur	0.0	0.0	0.0	0.0	0.0	0.0	0.0	0.0	0.0	0.0	0.0	0.0	0.0
Sulphur Closing Inv	0.0	0.0	0.0	0.0	0.0	0.0	0.0	0.0	0.0	0.0	0.0	0.0	0.0

Unit of Measurement: Gas and Gas equivalent products: 1000m3, Liquids: m3, Sulphur: MTS

VPR6200

Facility ID ABGS0139153

Facility Name OMERS OPEN CREEK 06-31-041-5W5

Facility Licence # 31624

Facility Operator A7ME GAIN

Production Month	201701	201702	201703	201704	201705	201706	201707	201708	201709	201710	201711	201712	Totals
Receipts													
Receipts from Alberta Facilities	400.7	354.8	384.1	380.0	383.9	358.1	359.7	376.0	671.9	1,141.1	1,084.4	764.1	6,658.8
Receipts from Non-Alberta Facilities	0.0	0.0	0.0	0.0	0.0	0.0	0.0	0.0	0.0	0.0	0.0	0.0	0.0
Dispositions													
Disposition													
Battery	0.0	0.0	0.0	0.0	0.0	0.0	0.0	0.0	0.0	0.0	0.0	0.0	0.0
Gas Gathering System	402.9	353.3	383.7	378.6	386.1	364.2	356.5	385.6	654.2	1,237.0	1,163.6	777.1	6,842.8
Gas Plant	0.0	0.0	0.0	0.0	0.0	0.0	0.0	0.0	0.0	0.0	0.0	0.0	0.0
Injection Facility	0.0	0.0	0.0	0.0	0.0	0.0	0.0	0.0	0.0	0.0	0.0	0.0	0.0
Meter Station	0.0	0.0	0.0	0.0	0.0	0.0	0.0	0.0	0.0	0.0	0.0	0.0	0.0
Other	0.0	0.0	0.0	0.0	0.0	0.0	0.0	0.0	0.0	0.0	0.0	0.0	0.0
Alberta Commercial	0.0	0.0	0.0	0.0	0.0	0.0	0.0	0.0	0.0	0.0	0.0	0.0	0.0
Alberta Industrial	0.0	0.0	0.0	0.0	0.0	0.0	0.0	0.0	0.0	0.0	0.0	0.0	0.0
Alberta Residential	0.0	0.0	0.0	0.0	0.0	0.0	0.0	0.0	0.0	0.0	0.0	0.0	0.0
Alberta Elec.Generation	0.0	0.0	0.0	0.0	0.0	0.0	0.0	0.0	0.0	0.0	0.0	0.0	0.0
Shrinkage													
Acid Gas	0.0	0.0	0.0	0.0	0.0	0.0	0.0	0.0	0.0	0.0	0.0	0.0	0.0
Other products	0.2	0.2	0.1	0.3	0.0	0.0	0.0	0.0	0.2	0.2	0.0	0.1	1.3
Fuel	1.8	1.4	1.6	1.5	0.6	0.0	0.0	0.0	0.0	0.3	0.4	0.5	8.1
Flared	0.7	0.7	0.7	0.3	1.6	1.2	0.7	0.7	0.5	0.2	0.4	0.0	7.7
Vented	0.0	0.0	0.0	0.0	0.0	0.0	0.0	0.0	0.0	0.0	0.0	0.0	0.0
Diff and Other	-4.9	-0.8	-2.0	-0.7	-4.4	-7.3	2.5	-10.3	17.0	-96.6	-80.0	-13.6	-201.1
Process and Frac													
Pentanes Plus	1.2	1.2	0.4	1.4	0.1	0.2	0.1	0.0	0.9	1.1	0.2	0.7	7.5
Propane	0.0	0.0	0.0	0.0	0.0	0.0	0.0	0.0	0.0	0.0	0.0	0.0	0.0
Butanes	0.0	0.0	0.0	0.0	0.0	0.0	0.0	0.0	0.0	0.0	0.0	0.0	0.0
Ethane	0.0	0.0	0.0	0.0	0.0	0.0	0.0	0.0	0.0	0.0	0.0	0.0	0.0
NGL	0.0	0.0	0.0	0.0	0.0	0.0	0.0	0.0	0.0	0.0	0.0	0.0	0.0
Sulphur	0.0	0.0	0.0	0.0	0.0	0.0	0.0	0.0	0.0	0.0	0.0	0.0	0.0
Sulphur Closing Inv	0.0	0.0	0.0	0.0	0.0	0.0	0.0	0.0	0.0	0.0	0.0	0.0	0.0

VPR6200

Facility ID ABGS0139630

Facility Name 04-05-044-1W5 GGS

Facility Licence # 36095

Facility Operator A6FW VEI

Production Month	201701	201702	201703	201704	201705	201706	201707	201708	201709	201710	201711	201712	Totals
Receipts													
Receipts from Alberta Facilities	5,455.1	8,983.7	8,298.7	7,366.9	6,530.4	5,871.6	5,630.9	4,833.5	4,750.2	4,980.2	4,403.2	4,257.7	71,362.1
Receipts from Non-Alberta Facilities	0.0	0.0	0.0	0.0	0.0	0.0	0.0	0.0	0.0	0.0	0.0	0.0	0.0
Dispositions													
Disposition													
Battery	0.0	0.0	0.0	0.0	0.0	0.0	0.0	0.0	0.0	0.0	0.0	0.0	0.0
Gas Gathering System	5,384.7	9,069.7	8,383.1	7,419.8	6,594.9	5,934.0	5,695.5	4,889.6	4,810.1	4,994.4	4,420.4	4,296.1	71,892.3
Gas Plant	0.0	0.0	0.0	0.0	0.0	0.0	0.0	0.0	0.0	0.0	0.0	0.0	0.0
Injection Facility	0.0	0.0	0.0	0.0	0.0	0.0	0.0	0.0	0.0	0.0	0.0	0.0	0.0
Meter Station	0.0	0.0	0.0	0.0	0.0	0.0	0.0	0.0	0.0	0.0	0.0	0.0	0.0
Other	0.0	0.0	0.0	0.0	0.0	0.0	0.0	0.0	0.0	0.0	0.0	0.0	0.0
Alberta Commercial	0.0	0.0	0.0	0.0	0.0	0.0	0.0	0.0	0.0	0.0	0.0	0.0	0.0
Alberta Industrial	0.0	0.0	0.0	0.0	0.0	0.0	0.0	0.0	0.0	0.0	0.0	0.0	0.0
Alberta Residential	0.0	0.0	0.0	0.0	0.0	0.0	0.0	0.0	0.0	0.0	0.0	0.0	0.0
Alberta Elec.Generation	0.0	0.0	0.0	0.0	0.0	0.0	0.0	0.0	0.0	0.0	0.0	0.0	0.0
Shrinkage													
Acid Gas	0.0	0.0	0.0	0.0	0.0	0.0	0.0	0.0	0.0	0.0	0.0	0.0	0.0
Other products	0.0	0.0	0.4	3.0	0.0	0.0	0.0	0.0	0.0	0.0	0.0	0.0	3.4
Fuel	0.0	0.0	0.0	0.0	0.0	0.0	0.0	0.0	0.0	0.0	0.0	0.0	0.0
Flared	0.0	0.0	0.0	0.0	0.0	0.0	0.0	0.0	0.0	0.0	0.0	0.0	0.0
Vented	0.0	0.0	0.0	0.0	0.0	0.0	0.0	0.0	0.0	0.0	0.0	0.0	0.0
Diff and Other	70.4	-86.0	-84.8	-55.9	-64.5	-62.4	-64.6	-56.1	-59.9	-14.2	-17.2	-38.4	-533.6
Process and Frac													
Pentanes Plus	0.0	0.0	1.9	14.3	0.0	0.0	0.0	0.0	0.0	0.0	0.0	0.0	16.2
Propane	0.0	0.0	0.0	0.0	0.0	0.0	0.0	0.0	0.0	0.0	0.0	0.0	0.0
Butanes	0.0	0.0	0.0	0.0	0.0	0.0	0.0	0.0	0.0	0.0	0.0	0.0	0.0
Ethane	0.0	0.0	0.0	0.0	0.0	0.0	0.0	0.0	0.0	0.0	0.0	0.0	0.0
NGL	0.0	0.0	0.0	0.0	0.0	0.0	0.0	0.0	0.0	0.0	0.0	0.0	0.0
Sulphur	0.0	0.0	0.0	0.0	0.0	0.0	0.0	0.0	0.0	0.0	0.0	0.0	0.0
Sulphur Closing Inv	0.0	0.0	0.0	0.0	0.0	0.0	0.0	0.0	0.0	0.0	0.0	0.0	0.0

Unit of Measurement: Gas and Gas equivalent products: 1000m3, Liquids: m3, Sulphur: MTS

VPR6200
Facility ID ABGS0139937

Facility Name OPEN CREEK 04/10-34-42-5W5 GGS

Facility Licence # 48822

Facility Operator A7ME GAIN

Production Month	201701	201702	201703	201704	201705	201706	201707	201708	201709	201710	201711	201712	Totals
Receipts													
Receipts from Alberta Facilities	10,869.0	10,323.8	10,638.0	10,230.0	10,897.4	11,384.5	11,450.5	10,875.8	10,234.3	10,666.9	9,886.6	10,006.7	127,463.5
Receipts from Non-Alberta Facilities	0.0	0.0	0.0	0.0	0.0	0.0	0.0	0.0	0.0	0.0	0.0	0.0	0.0
Dispositions													
Disposition													
Battery	0.0	0.0	0.0	0.0	0.0	0.0	0.0	0.0	0.0	0.0	0.0	0.0	0.0
Gas Gathering System	10,336.6	9,765.6	10,072.5	9,809.8	10,557.1	11,050.2	11,069.3	10,516.6	9,844.7	10,257.1	9,532.0	9,665.2	122,476.7
Gas Plant	0.0	0.0	0.0	0.0	0.0	0.0	0.0	0.0	0.0	0.0	0.0	0.0	0.0
Injection Facility	0.0	0.0	0.0	0.0	0.0	0.0	0.0	0.0	0.0	0.0	0.0	0.0	0.0
Meter Station	0.0	0.0	0.0	0.0	0.0	0.0	0.0	0.0	0.0	0.0	0.0	0.0	0.0
Other	0.0	0.0	0.0	0.0	0.0	0.0	0.0	0.0	0.0	0.0	0.0	0.0	0.0
Alberta Commercial	0.0	0.0	0.0	0.0	0.0	0.0	0.0	0.0	0.0	0.0	0.0	0.0	0.0
Alberta Industrial	0.0	0.0	0.0	0.0	0.0	0.0	0.0	0.0	0.0	0.0	0.0	0.0	0.0
Alberta Residential	0.0	0.0	0.0	0.0	0.0	0.0	0.0	0.0	0.0	0.0	0.0	0.0	0.0
Alberta Elec.Generation	0.0	0.0	0.0	0.0	0.0	0.0	0.0	0.0	0.0	0.0	0.0	0.0	0.0
Shrinkage													
Acid Gas	0.0	0.0	0.0	0.0	0.0	0.0	0.0	0.0	0.0	0.0	0.0	0.0	0.0
Other products	19.6	21.8	24.5	27.7	11.5	5.3	21.9	20.5	41.0	41.7	26.2	5.7	267.4
Fuel	338.7	318.4	350.7	348.7	350.7	354.6	343.8	329.5	308.9	321.0	300.9	304.4	3,970.3
Flared	2.0	4.4	2.6	4.0	10.8	10.1	4.9	6.5	8.3	1.3	2.5	5.7	63.1
Vented	0.0	0.0	0.0	0.0	0.0	0.0	0.0	0.0	0.0	0.0	0.0	0.0	0.0
Diff and Other	172.1	213.6	187.7	39.8	-32.7	-35.7	10.6	2.7	31.4	45.8	25.0	25.7	686.0
Process and Frac													
Pentanes Plus	94.7	105.4	118.6	133.8	55.8	25.7	106.0	99.2	198.3	201.6	126.8	27.5	1,293.4
Propane	0.0	0.0	0.0	0.0	0.0	0.0	0.0	0.0	0.0	0.0	0.0	0.0	0.0
Butanes	0.0	0.0	0.0	0.0	0.0	0.0	0.0	0.0	0.0	0.0	0.0	0.0	0.0
Ethane	0.0	0.0	0.0	0.0	0.0	0.0	0.0	0.0	0.0	0.0	0.0	0.0	0.0
NGL	0.0	0.0	0.0	0.0	0.0	0.0	0.0	0.0	0.0	0.0	0.0	0.0	0.0
Sulphur	0.0	0.0	0.0	0.0	0.0	0.0	0.0	0.0	0.0	0.0	0.0	0.0	0.0
Sulphur Closing Inv	0.0	0.0	0.0	0.0	0.0	0.0	0.0	0.0	0.0	0.0	0.0	0.0	0.0

Unit of Measurement: Gas and Gas equivalent products: 1000m3, Liquids: m3, Sulphur: MTS

VPR6200

Facility ID ABGS0139996

Facility Name Sand Creek 01-17-46-9 GGS

Facility Licence # 9970

Facility Operator A5D4 CVE

Production Month	201701	201702	201703	201704	201705	201706	201707	201708	201709	201710	201711	201712	Totals
Receipts													
Receipts from Alberta Facilities	1,996.5	1,694.9	1,009.2	986.5	989.9	1,541.9	2,011.6	1,748.3	1,241.2	3,080.5	1,763.6	3,025.5	21,089.6
Receipts from Non-Alberta Facilities	0.0	0.0	0.0	0.0	0.0	0.0	0.0	0.0	0.0	0.0	0.0	0.0	0.0
Dispositions													
Disposition Battery	0.0	0.0	0.0	0.0	0.0	0.0	0.0	0.0	0.0	0.0	0.0	0.0	0.0
Gas Gathering System	1,898.2	1,625.0	922.5	880.7	916.1	1,466.5	1,924.0	1,653.0	1,161.0	3,010.2	1,682.8	2,949.2	20,089.2
Gas Plant	0.0	0.0	0.0	0.0	0.0	0.0	0.0	0.0	0.0	0.0	0.0	0.0	0.0
Injection Facility	0.0	0.0	0.0	0.0	0.0	0.0	0.0	0.0	0.0	0.0	0.0	0.0	0.0
Meter Station	0.0	0.0	0.0	0.0	0.0	0.0	0.0	0.0	0.0	0.0	0.0	0.0	0.0
Other	0.0	0.0	0.0	0.0	0.0	0.0	0.0	0.0	0.0	0.0	0.0	0.0	0.0
Alberta Commercial	0.0	0.0	0.0	0.0	0.0	0.0	0.0	0.0	0.0	0.0	0.0	0.0	0.0
Alberta Industrial	0.0	0.0	0.0	0.0	0.0	0.0	0.0	0.0	0.0	0.0	0.0	0.0	0.0
Alberta Residential	0.0	0.0	0.0	0.0	0.0	0.0	0.0	0.0	0.0	0.0	0.0	0.0	0.0
Alberta Elec.Generation	0.0	0.0	0.0	0.0	0.0	0.0	0.0	0.0	0.0	0.0	0.0	0.0	0.0
Shrinkage Acid Gas	0.0	0.0	0.0	0.0	0.0	0.0	0.0	0.0	0.0	0.0	0.0	0.0	0.0
Other products	1.7	0.0	2.5	0.0	4.3	0.0	0.0	3.6	0.1	1.4	0.0	3.8	17.4
Fuel	78.0	72.2	79.3	75.0	76.7	75.8	78.5	96.2	80.2	70.3	80.8	76.2	939.2
Flared	0.0	0.0	0.0	0.0	0.0	0.0	0.0	0.0	0.0	0.0	0.0	0.1	0.1
Vented	0.0	0.0	0.0	0.0	0.0	0.0	0.0	0.0	0.0	0.0	0.0	0.0	0.0
Diff and Other	18.6	-2.3	4.9	30.8	-7.2	-0.4	9.1	-4.5	-0.1	-1.4	0.0	-3.8	43.7
Process and Frac													
Pentanes Plus	8.4	0.0	11.9	0.0	20.6	0.0	0.0	17.6	0.5	6.7	0.0	18.4	84.1
Propane	0.0	0.0	0.0	0.0	0.0	0.0	0.0	0.0	0.0	0.0	0.0	0.0	0.0
Butanes	0.0	0.0	0.0	0.0	0.0	0.0	0.0	0.0	0.0	0.0	0.0	0.0	0.0
Ethane	0.0	0.0	0.0	0.0	0.0	0.0	0.0	0.0	0.0	0.0	0.0	0.0	0.0
NGL	0.0	0.0	0.0	0.0	0.0	0.0	0.0	0.0	0.0	0.0	0.0	0.0	0.0
Sulphur	0.0	0.0	0.0	0.0	0.0	0.0	0.0	0.0	0.0	0.0	0.0	0.0	0.0
Sulphur Closing Inv	0.0	0.0	0.0	0.0	0.0	0.0	0.0	0.0	0.0	0.0	0.0	0.0	0.0

Unit of Measurement: Gas and Gas equivalent products: 1000m3, Liquids: m3, Sulphur: MTS

VPR6200

Facility ID ABGS0140023

Facility Name XTO 15-16 GAS GATHERING SYSTEM

Facility Licence # 46891

Facility Operator A6HJ

Production Month	201701	201702	201703	201704	201705	201706	201707	201708	201709	201710	201711	201712	Totals
Receipts													
Receipts from Alberta Facilities	2,674.3	2,064.2	2,219.7	757.5	1,509.7	1,472.3	2,184.3	1,816.6	1,572.6	2,118.1	1,955.5	1,783.5	22,128.3
Receipts from Non-Alberta Facilities	0.0	0.0	0.0	0.0	0.0	0.0	0.0	0.0	0.0	0.0	0.0	0.0	0.0
Dispositions													
Disposition Battery	0.0	0.0	0.0	0.0	0.0	0.0	0.0	0.0	0.0	0.0	0.0	0.0	0.0
Gas Gathering System	2,561.0	1,959.7	2,106.4	646.2	1,394.4	1,382.5	2,071.6	1,720.4	1,496.9	1,995.8	1,835.4	1,649.7	20,820.0
Gas Plant	0.0	0.0	0.0	0.0	0.0	0.0	0.0	0.0	0.0	0.0	0.0	0.0	0.0
Injection Facility	0.0	0.0	0.0	0.0	0.0	0.0	0.0	0.0	0.0	0.0	0.0	0.0	0.0
Meter Station	0.0	0.0	0.0	0.0	0.0	0.0	0.0	0.0	0.0	0.0	0.0	0.0	0.0
Other	0.0	0.0	0.0	0.0	0.0	0.0	0.0	0.0	0.0	0.0	0.0	0.0	0.0
Alberta Commercial	0.0	0.0	0.0	0.0	0.0	0.0	0.0	0.0	0.0	0.0	0.0	0.0	0.0
Alberta Industrial	0.0	0.0	0.0	0.0	0.0	0.0	0.0	0.0	0.0	0.0	0.0	0.0	0.0
Alberta Residential	0.0	0.0	0.0	0.0	0.0	0.0	0.0	0.0	0.0	0.0	0.0	0.0	0.0
Alberta Elec.Generation	0.0	0.0	0.0	0.0	0.0	0.0	0.0	0.0	0.0	0.0	0.0	0.0	0.0
Shrinkage Acid Gas	0.0	0.0	0.0	0.0	0.0	0.0	0.0	0.0	0.0	0.0	0.0	0.0	0.0
Other products	1.4	0.3	0.8	0.0	1.3	1.7	4.1	5.9	4.0	1.8	4.8	0.8	26.9
Fuel	108.6	100.4	109.7	109.1	112.8	87.4	109.9	94.4	74.6	117.5	115.9	129.6	1,269.9
Flared	0.0	0.0	0.0	0.0	0.0	0.0	0.0	18.1	0.3	0.3	0.9	0.0	19.6
Vented	0.0	0.0	0.0	0.0	0.0	0.0	0.0	0.0	0.0	0.0	0.0	0.0	0.0
Diff and Other	3.3	3.8	2.8	2.2	1.2	0.7	-1.3	-22.2	-3.2	2.7	-1.5	3.4	-8.1
Process and Frac													
Pentanes Plus	7.0	1.5	4.0	0.0	6.3	8.0	19.9	28.4	19.2	8.5	23.0	4.0	129.8
Propane	0.0	0.0	0.0	0.0	0.0	0.0	0.0	0.0	0.0	0.0	0.0	0.0	0.0
Butanes	0.0	0.0	0.0	0.0	0.0	0.0	0.0	0.0	0.0	0.0	0.0	0.0	0.0
Ethane	0.0	0.0	0.0	0.0	0.0	0.0	0.0	0.0	0.0	0.0	0.0	0.0	0.0
NGL	0.0	0.0	0.0	0.0	0.0	0.0	0.0	0.0	0.0	0.0	0.0	0.0	0.0
Sulphur	0.0	0.0	0.0	0.0	0.0	0.0	0.0	0.0	0.0	0.0	0.0	0.0	0.0
Sulphur Closing Inv	0.0	0.0	0.0	0.0	0.0	0.0	0.0	0.0	0.0	0.0	0.0	0.0	0.0

Unit of Measurement: Gas and Gas equivalent products: 1000m3, Liquids: m3, Sulphur: MTS

VPR6200

Facility ID ABGS0140156

Facility Name Taqa Chicken 15-33-061-07W6 CS

Facility Licence # 27912

Facility Operator A2TG TQN

Production Month	201701	201702	201703	201704	201705	201706	201707	201708	201709	201710	201711	201712	Totals	
Receipts														
Receipts from Alberta Facilities	106.6	104.7	86.0	63.4	89.3	166.2	182.7	290.8	230.4	272.5	338.7	436.5	2,367.8	
Receipts from Non-Alberta Facilities	0.0	0.0	0.0	0.0	0.0	0.0	0.0	0.0	0.0	0.0	0.0	0.0	0.0	
Dispositions														
Disposition	Battery	0.0	0.0	0.0	0.0	0.0	0.0	0.0	0.0	0.0	0.0	0.0	0.0	
	Gas Gathering System	118.4	115.7	94.9	67.2	93.1	189.1	179.6	275.6	190.1	229.4	284.5	2,209.7	
	Gas Plant	0.0	0.0	0.0	0.0	0.0	0.0	0.0	0.0	0.0	0.0	0.0	0.0	
	Injection Facility	0.0	0.0	0.0	0.0	0.0	0.0	0.0	0.0	0.0	0.0	0.0	0.0	
	Meter Station	0.0	0.0	0.0	0.0	0.0	0.0	0.0	0.0	0.0	0.0	0.0	0.0	
	Other	0.0	0.0	0.0	0.0	0.0	0.0	0.0	0.0	0.0	0.0	0.0	0.0	
	Alberta Commercial	0.0	0.0	0.0	0.0	0.0	0.0	0.0	0.0	0.0	0.0	0.0	0.0	
	Alberta Industrial	0.0	0.0	0.0	0.0	0.0	0.0	0.0	0.0	0.0	0.0	0.0	0.0	
	Alberta Residential	0.0	0.0	0.0	0.0	0.0	0.0	0.0	0.0	0.0	0.0	0.0	0.0	
	Alberta Elec.Generation	0.0	0.0	0.0	0.0	0.0	0.0	0.0	0.0	0.0	0.0	0.0	0.0	
Shrinkage	Acid Gas	0.0	0.0	0.0	0.0	0.0	0.0	0.0	0.0	0.0	0.0	0.0	0.0	
	Other products	0.0	0.0	0.0	0.0	0.0	0.0	1.0	1.0	0.0	2.1	3.1	7.2	
Fuel		0.1	0.1	0.1	0.1	0.1	0.4	9.3	10.2	6.7	10.0	6.6	6.6	50.3
Flared		0.0	0.0	0.0	0.0	0.0	0.0	0.0	0.0	0.0	0.0	0.0	0.0	
Vented		0.0	0.0	0.0	0.0	0.0	0.0	0.0	0.0	0.0	0.0	0.0	0.0	
Diff and Other		-11.9	-11.1	-9.0	-3.9	-3.9	-23.3	-6.2	4.0	32.6	33.1	45.5	54.7	100.6
Process and Frac														
	Pentanes Plus	0.0	0.0	0.0	0.0	0.0	0.0	4.7	4.7	0.0	10.3	14.8	34.5	
	Propane	0.0	0.0	0.0	0.0	0.0	0.0	0.0	0.0	0.0	0.0	0.0	0.0	
	Butanes	0.0	0.0	0.0	0.0	0.0	0.0	0.0	0.0	0.0	0.0	0.0	0.0	
	Ethane	0.0	0.0	0.0	0.0	0.0	0.0	0.0	0.0	0.0	0.0	0.0	0.0	
	NGL	0.0	0.0	0.0	0.0	0.0	0.0	0.0	0.0	0.0	0.0	0.0	0.0	
	Sulphur	0.0	0.0	0.0	0.0	0.0	0.0	0.0	0.0	0.0	0.0	0.0	0.0	
	Sulphur Closing Inv	0.0	0.0	0.0	0.0	0.0	0.0	0.0	0.0	0.0	0.0	0.0	0.0	

Unit of Measurement: Gas and Gas equivalent products: 1000m3, Liquids: m3, Sulphur: MTS

VPR6200

Facility ID ABGS0140333
Facility Licence # 39925

Facility Name NAL GILBY 02-35-040-02W5
Facility Operator OTM9 NAL

Production Month	201701	201702	201703	201704	201705	201706	201707	201708	201709	201710	201711	201712	Totals
Receipts													
Receipts from Alberta Facilities	3,022.1	2,574.8	2,849.5	2,893.5	2,175.3	3,299.5	3,259.8	3,250.2	3,101.6	3,199.7	3,041.4	3,060.8	35,728.2
Receipts from Non-Alberta Facilities	0.0	0.0	0.0	0.0	0.0	0.0	0.0	0.0	0.0	0.0	0.0	0.0	0.0
Dispositions													
Disposition													
Battery	0.0	0.0	0.0	0.0	0.0	0.0	0.0	0.0	0.0	0.0	0.0	0.0	0.0
Gas Gathering System	2,836.1	2,380.5	2,683.3	2,706.0	2,063.8	3,103.1	3,073.3	3,049.4	2,920.5	2,997.8	2,812.9	2,873.2	33,499.9
Gas Plant	0.0	0.0	0.0	0.0	0.0	0.0	0.0	0.0	0.0	0.0	0.0	0.0	0.0
Injection Facility	0.0	0.0	0.0	0.0	0.0	0.0	0.0	0.0	0.0	0.0	0.0	0.0	0.0
Meter Station	0.0	0.0	0.0	0.0	0.0	0.0	0.0	0.0	0.0	0.0	0.0	0.0	0.0
Other	0.0	0.0	0.0	0.0	0.0	0.0	0.0	0.0	0.0	0.0	0.0	0.0	0.0
Alberta Commercial	0.0	0.0	0.0	0.0	0.0	0.0	0.0	0.0	0.0	0.0	0.0	0.0	0.0
Alberta Industrial	0.0	0.0	0.0	0.0	0.0	0.0	0.0	0.0	0.0	0.0	0.0	0.0	0.0
Alberta Residential	0.0	0.0	0.0	0.0	0.0	0.0	0.0	0.0	0.0	0.0	0.0	0.0	0.0
Alberta Elec.Generation	0.0	0.0	0.0	0.0	0.0	0.0	0.0	0.0	0.0	0.0	0.0	0.0	0.0
Shrinkage													
Acid Gas	0.0	0.0	0.0	0.0	0.0	0.0	0.0	0.0	0.0	0.0	0.0	0.0	0.0
Other products	1.6	1.3	2.4	0.0	1.6	1.2	1.7	0.9	0.0	1.3	1.8	5.4	19.2
Fuel	168.6	150.1	160.2	166.4	115.3	191.3	171.6	177.8	171.3	180.4	177.6	185.8	2,016.4
Flared	0.0	0.0	0.0	0.0	0.0	0.0	0.0	0.0	0.1	0.0	0.0	0.0	0.1
Vented	1.1	1.3	0.7	0.5	0.1	0.1	0.1	0.0	0.0	0.0	0.0	1.5	5.4
Diff and Other	14.7	41.6	2.9	20.6	-5.5	3.8	13.1	22.1	9.7	20.2	49.1	-5.1	187.2
Process and Frac													
Pentanes Plus	7.6	6.2	11.8	0.0	7.9	5.6	8.0	4.2	0.0	6.3	8.8	25.9	92.3
Propane	0.0	0.0	0.0	0.0	0.0	0.0	0.0	0.0	0.0	0.0	0.0	0.0	0.0
Butanes	0.0	0.0	0.0	0.0	0.0	0.0	0.0	0.0	0.0	0.0	0.0	0.0	0.0
Ethane	0.0	0.0	0.0	0.0	0.0	0.0	0.0	0.0	0.0	0.0	0.0	0.0	0.0
NGL	0.0	0.0	0.0	0.0	0.0	0.0	0.0	0.0	0.0	0.0	0.0	0.0	0.0
Sulphur	0.0	0.0	0.0	0.0	0.0	0.0	0.0	0.0	0.0	0.0	0.0	0.0	0.0
Sulphur Closing Inv	0.0	0.0	0.0	0.0	0.0	0.0	0.0	0.0	0.0	0.0	0.0	0.0	0.0


Unit of Measurement: Gas and Gas equivalent products: 1000m3, Liquids: m3, Sulphur: MTS

VPR6200
Facility ID ABGS0140447
Facility Licence # 13291

Facility Name INTERGA MAHASK 4-18
Facility Operator A5D4 CVE

Production Month	201701	201702	201703	201704	201705	201706	201707	201708	201709	201710	201711	201712	Totals
Receipts													
Receipts from Alberta Facilities	647.2	525.8	603.6	501.1	432.4	238.7	597.2	578.8	518.3	540.2	489.8	545.4	6,218.5
Receipts from Non-Alberta Facilities	0.0	0.0	0.0	0.0	0.0	0.0	0.0	0.0	0.0	0.0	0.0	0.0	0.0
Dispositions													
Disposition													
Battery	0.0	0.0	0.0	0.0	0.0	0.0	0.0	0.0	0.0	0.0	0.0	0.0	0.0
Gas Gathering System	647.2	525.8	603.6	501.1	432.4	238.7	597.2	578.8	518.3	540.2	489.7	545.4	6,218.4
Gas Plant	0.0	0.0	0.0	0.0	0.0	0.0	0.0	0.0	0.0	0.0	0.0	0.0	0.0
Injection Facility	0.0	0.0	0.0	0.0	0.0	0.0	0.0	0.0	0.0	0.0	0.0	0.0	0.0
Meter Station	0.0	0.0	0.0	0.0	0.0	0.0	0.0	0.0	0.0	0.0	0.0	0.0	0.0
Other	0.0	0.0	0.0	0.0	0.0	0.0	0.0	0.0	0.0	0.0	0.0	0.0	0.0
Alberta Commercial	0.0	0.0	0.0	0.0	0.0	0.0	0.0	0.0	0.0	0.0	0.0	0.0	0.0
Alberta Industrial	0.0	0.0	0.0	0.0	0.0	0.0	0.0	0.0	0.0	0.0	0.0	0.0	0.0
Alberta Residential	0.0	0.0	0.0	0.0	0.0	0.0	0.0	0.0	0.0	0.0	0.0	0.0	0.0
Alberta Elec.Generation	0.0	0.0	0.0	0.0	0.0	0.0	0.0	0.0	0.0	0.0	0.0	0.0	0.0
Shrinkage													
Acid Gas	0.0	0.0	0.0	0.0	0.0	0.0	0.0	0.0	0.0	0.0	0.0	0.0	0.0
Other products	2.4	0.8	2.1	2.1	1.4	0.4	0.2	0.0	0.0	0.0	0.0	0.0	9.4
Fuel	19.0	15.9	18.4	14.5	13.0	8.1	17.2	17.2	16.5	17.8	17.5	18.6	193.7
Flared	0.2	0.1	0.2	0.2	0.1	0.1	0.1	0.1	0.1	0.1	0.1	0.1	1.5
Vented	0.0	0.0	0.0	0.0	0.1	0.0	0.0	0.0	0.0	0.0	0.0	0.1	0.2
Diff and Other	-21.6	-16.8	-20.7	-16.8	-14.6	-8.6	-17.5	-17.3	-16.6	-17.9	-17.5	-18.8	-204.7
Process and Frac													
Pentanes Plus	11.6	4.0	10.3	10.1	6.7	2.1	1.1	0.2	0.0	0.0	0.0	0.0	46.1
Propane	0.0	0.0	0.0	0.0	0.0	0.0	0.0	0.0	0.0	0.0	0.0	0.0	0.0
Butanes	0.0	0.0	0.0	0.0	0.0	0.0	0.0	0.0	0.0	0.0	0.0	0.0	0.0
Ethane	0.0	0.0	0.0	0.0	0.0	0.0	0.0	0.0	0.0	0.0	0.0	0.0	0.0
NGL	0.0	0.0	0.0	0.0	0.0	0.0	0.0	0.0	0.0	0.0	0.0	0.0	0.0
Sulphur	0.0	0.0	0.0	0.0	0.0	0.0	0.0	0.0	0.0	0.0	0.0	0.0	0.0
Sulphur Closing Inv	0.0	0.0	0.0	0.0	0.0	0.0	0.0	0.0	0.0	0.0	0.0	0.0	0.0

Unit of Measurement: Gas and Gas equivalent products: 1000m3, Liquids: m3, Sulphur: MTS



Monthly Gas Plant Receipts, Dispositions and Process

VPR6200

Facility ID ABGS0140578

Facility Name PARA 16-08-061-03W6 - GGS

Facility Licence # 48273

Facility Operator OAW4 PARA

Production Month		201701	201702	201703	201704	201705	201706	201707	201708	201709	201710	201711	201712	Totals
Receipts														
Receipts from Alberta Facilities		881.1	1,431.4	695.7	706.4	144.4	0.0	0.0	0.0	0.0	0.0	0.0	0.0	3,859.0
Receipts from Non-Alberta Facilities		0.0	0.0	0.0	0.0	0.0	0.0	0.0	0.0	0.0	0.0	0.0	0.0	0.0
Dispositions														
Disposition	Battery	0.0	0.0	0.0	0.0	0.0	0.0	0.0	0.0	0.0	0.0	0.0	0.0	0.0
	Gas Gathering System	839.0	1,373.2	639.0	598.3	111.7	0.0	0.0	0.0	0.0	0.0	0.0	0.0	3,561.2
	Gas Plant	0.0	0.0	0.0	0.0	0.0	0.0	0.0	0.0	0.0	0.0	0.0	0.0	0.0
	Injection Facility	0.0	0.0	0.0	0.0	0.0	0.0	0.0	0.0	0.0	0.0	0.0	0.0	0.0
	Meter Station	0.0	0.0	0.0	0.0	0.0	0.0	0.0	0.0	0.0	0.0	0.0	0.0	0.0
	Other	0.0	0.0	0.0	0.0	0.0	0.0	0.0	0.0	0.0	0.0	0.0	0.0	0.0
	Alberta Commercial	0.0	0.0	0.0	0.0	0.0	0.0	0.0	0.0	0.0	0.0	0.0	0.0	0.0
	Alberta Industrial	0.0	0.0	0.0	0.0	0.0	0.0	0.0	0.0	0.0	0.0	0.0	0.0	0.0
	Alberta Residential	0.0	0.0	0.0	0.0	0.0	0.0	0.0	0.0	0.0	0.0	0.0	0.0	0.0
	Alberta Elec.Generation	0.0	0.0	0.0	0.0	0.0	0.0	0.0	0.0	0.0	0.0	0.0	0.0	0.0
Shrinkage	Acid Gas	0.0	0.0	0.0	0.0	0.0	0.0	0.0	0.0	0.0	0.0	0.0	0.0	0.0
	Other products	34.9	43.5	27.9	22.9	0.0	0.0	0.0	0.0	0.0	0.0	0.0	0.0	129.2
Fuel		8.1	0.0	0.0	0.0	21.6	0.0	0.0	0.0	0.0	0.0	0.0	0.0	29.7
Flared		15.6	50.6	17.3	11.2	5.3	0.0	0.0	0.0	0.0	0.0	0.0	0.0	100.0
Vented		0.0	0.0	0.0	0.0	0.0	0.0	0.0	0.0	0.0	0.0	0.0	0.0	0.0
Diff and Other		-16.5	-35.9	11.5	74.0	5.8	0.0	0.0	0.0	0.0	0.0	0.0	0.0	38.9
Process and Frac														
Pentanes Plus		168.8	210.4	134.9	110.9	0.0	0.0	0.0	0.0	0.0	0.0	0.0	0.0	625.0
Propane		0.0	0.0	0.0	0.0	0.0	0.0	0.0	0.0	0.0	0.0	0.0	0.0	0.0
Butanes		0.0	0.0	0.0	0.0	0.0	0.0	0.0	0.0	0.0	0.0	0.0	0.0	0.0
Ethane		0.0	0.0	0.0	0.0	0.0	0.0	0.0	0.0	0.0	0.0	0.0	0.0	0.0
NGL		0.0	0.0	0.0	0.0	0.0	0.0	0.0	0.0	0.0	0.0	0.0	0.0	0.0
Sulphur		0.0	0.0	0.0	0.0	0.0	0.0	0.0	0.0	0.0	0.0	0.0	0.0	0.0
Sulphur Closing Inv		0.0	0.0	0.0	0.0	0.0	0.0	0.0	0.0	0.0	0.0	0.0	0.0	0.0

Unit of Measurement: Gas and Gas equivalent products: 1000m³, Liquids: m³, Sulphur: MTS

VPR6200

Facility ID ABGS0140586

Facility Name Zeta Creek 04-07-49-12W5 GGS

Facility Licence # 49086

Facility Operator A5YK VELVET

Production Month	201701	201702	201703	201704	201705	201706	201707	201708	201709	201710	201711	201712	Totals
Receipts													
Receipts from Alberta Facilities	843.8	712.2	1,180.0	1,345.7	1,344.7	1,251.2	1,297.1	1,304.7	1,267.9	1,226.4	1,146.5	1,139.2	14,059.4
Receipts from Non-Alberta Facilities	0.0	0.0	0.0	0.0	0.0	0.0	0.0	0.0	0.0	0.0	0.0	0.0	0.0
Dispositions													
Disposition Battery	0.0	0.0	0.0	0.0	0.0	0.0	0.0	0.0	0.0	0.0	0.0	0.0	0.0
Gas Gathering System	820.9	693.6	1,153.7	1,316.0	1,314.3	1,220.7	1,266.7	1,274.1	1,232.7	1,190.0	1,112.4	1,104.2	13,699.3
Gas Plant	0.0	0.0	0.0	0.0	0.0	0.0	0.0	0.0	0.0	0.0	0.0	0.0	0.0
Injection Facility	0.0	0.0	0.0	0.0	0.0	0.0	0.0	0.0	0.0	0.0	0.0	0.0	0.0
Meter Station	0.0	0.0	0.0	0.0	0.0	0.0	0.0	0.0	0.0	0.0	0.0	0.0	0.0
Other	0.0	0.0	0.0	0.0	0.0	0.0	0.0	0.0	0.0	0.0	0.0	0.0	0.0
Alberta Commercial	0.0	0.0	0.0	0.0	0.0	0.0	0.0	0.0	0.0	0.0	0.0	0.0	0.0
Alberta Industrial	0.0	0.0	0.0	0.0	0.0	0.0	0.0	0.0	0.0	0.0	0.0	0.0	0.0
Alberta Residential	0.0	0.0	0.0	0.0	0.0	0.0	0.0	0.0	0.0	0.0	0.0	0.0	0.0
Alberta Elec.Generation	0.0	0.0	0.0	0.0	0.0	0.0	0.0	0.0	0.0	0.0	0.0	0.0	0.0
Shrinkage Acid Gas	0.0	0.0	0.0	0.0	0.0	0.0	0.0	0.0	0.0	0.0	0.0	0.0	0.0
Other products	5.1	5.2	39.1	53.2	52.9	41.5	48.5	41.5	40.2	39.3	35.1	39.5	441.1
Fuel	22.9	18.2	25.9	29.5	30.0	30.3	30.4	30.2	35.2	36.4	34.1	33.7	356.8
Flared	0.0	0.0	0.0	0.0	0.4	0.0	0.0	0.0	0.0	0.0	0.0	0.0	0.4
Vented	0.0	0.4	0.4	0.2	0.0	0.2	0.0	0.4	0.0	0.1	0.0	1.3	3.0
Diff and Other	-5.1	-5.2	-39.1	-53.2	-52.9	-41.5	-48.5	-41.5	-40.2	-39.4	-35.1	-39.5	-441.2
Process and Frac													
Pentanes Plus	24.6	25.4	189.1	257.5	256.0	200.8	234.5	200.8	194.7	190.1	169.9	191.2	2,134.6
Propane	0.0	0.0	0.0	0.0	0.0	0.0	0.0	0.0	0.0	0.0	0.0	0.0	0.0
Butanes	0.0	0.0	0.0	0.0	0.0	0.0	0.0	0.0	0.0	0.0	0.0	0.0	0.0
Ethane	0.0	0.0	0.0	0.0	0.0	0.0	0.0	0.0	0.0	0.0	0.0	0.0	0.0
NGL	0.0	0.0	0.0	0.0	0.0	0.0	0.0	0.0	0.0	0.0	0.0	0.0	0.0
Sulphur	0.0	0.0	0.0	0.0	0.0	0.0	0.0	0.0	0.0	0.0	0.0	0.0	0.0
Sulphur Closing Inv	0.0	0.0	0.0	0.0	0.0	0.0	0.0	0.0	0.0	0.0	0.0	0.0	0.0

Unit of Measurement: Gas and Gas equivalent products: 1000m3, Liquids: m3, Sulphur: MTS

VPR6200

Facility ID ABGS0141164

Facility Name Blackspur 6-19 GGS

Facility Licence # 2506

Facility Operator A6F7 BLACKSPUR

Production Month	201701	201702	201703	201704	201705	201706	201707	201708	201709	201710	201711	201712	Totals
Receipts													
Receipts from Alberta Facilities	193.1	84.3	98.0	97.7	140.1	72.8	0.0	0.8	0.0	0.0	9.5	123.4	819.7
Receipts from Non-Alberta Facilities	0.0	0.0	0.0	0.0	0.0	0.0	0.0	0.0	0.0	0.0	0.0	0.0	0.0
Dispositions													
Disposition Battery	100.1	0.0	0.0	0.0	0.0	0.0	0.0	0.0	0.0	0.0	0.0	0.0	100.1
Gas Gathering System	93.1	84.3	97.5	97.7	140.1	72.7	0.0	0.8	0.0	0.0	9.5	123.4	719.1
Gas Plant	0.0	0.0	0.0	0.0	0.0	0.0	0.0	0.0	0.0	0.0	0.0	0.0	0.0
Injection Facility	0.0	0.0	0.0	0.0	0.0	0.0	0.0	0.0	0.0	0.0	0.0	0.0	0.0
Meter Station	0.0	0.0	0.0	0.0	0.0	0.0	0.0	0.0	0.0	0.0	0.0	0.0	0.0
Other	0.0	0.0	0.0	0.0	0.0	0.0	0.0	0.0	0.0	0.0	0.0	0.0	0.0
Alberta Commercial	0.0	0.0	0.0	0.0	0.0	0.0	0.0	0.0	0.0	0.0	0.0	0.0	0.0
Alberta Industrial	0.0	0.0	0.0	0.0	0.0	0.0	0.0	0.0	0.0	0.0	0.0	0.0	0.0
Alberta Residential	0.0	0.0	0.0	0.0	0.0	0.0	0.0	0.0	0.0	0.0	0.0	0.0	0.0
Alberta Elec.Generation	0.0	0.0	0.0	0.0	0.0	0.0	0.0	0.0	0.0	0.0	0.0	0.0	0.0
Shrinkage Acid Gas	0.0	0.0	0.0	0.0	0.0	0.0	0.0	0.0	0.0	0.0	0.0	0.0	0.0
Other products	0.0	0.0	0.0	0.0	0.0	0.0	0.0	0.0	0.0	0.0	0.0	0.5	0.5
Fuel	0.0	0.0	0.0	0.0	0.0	0.0	0.0	0.0	0.0	0.0	0.0	0.0	0.0
Flared	0.0	0.0	0.0	0.0	0.0	0.0	0.0	0.0	0.0	0.0	0.0	0.0	0.0
Vented	0.0	0.0	0.0	0.0	0.0	0.0	0.0	0.0	0.0	0.0	0.0	0.0	0.0
Diff and Other	-0.1	0.0	0.5	0.0	0.0	0.1	0.0	0.0	0.0	0.0	0.0	-0.5	0.0
Process and Frac													
Pentanes Plus	0.0	0.0	0.0	0.0	0.0	0.0	0.8	0.0	0.0	0.0	0.0	1.0	1.8
Propane	0.0	0.0	0.0	0.0	0.0	0.0	0.6	0.0	0.0	0.0	0.0	0.7	1.3
Butanes	0.0	0.0	0.0	0.0	0.0	0.0	0.0	0.0	0.0	0.0	0.0	0.3	0.3
Ethane	0.0	0.0	0.0	0.0	0.0	0.0	0.0	0.0	0.0	0.0	0.0	0.0	0.0
NGL	0.0	0.0	0.0	0.0	0.0	0.0	0.0	0.0	0.0	0.0	0.0	0.0	0.0
Sulphur	0.0	0.0	0.0	0.0	0.0	0.0	0.0	0.0	0.0	0.0	0.0	0.0	0.0
Sulphur Closing Inv	0.0	0.0	0.0	0.0	0.0	0.0	0.0	0.0	0.0	0.0	0.0	0.0	0.0

Unit of Measurement: Gas and Gas equivalent products: 1000m3, Liquids: m3, Sulphur: MTS

VPR6200

Facility ID ABGS0141490

Facility Name MUSREAU V9600

Facility Licence # 13910

Facility Operator A5A3 PEMBINA GASSER

Production Month	201701	201702	201703	201704	201705	201706	201707	201708	201709	201710	201711	201712	Totals
Receipts													
Receipts from Alberta Facilities	47,891.7	41,919.8	45,031.2	42,336.9	42,238.9	38,971.0	34,033.8	27,747.4	25,646.3	7,357.9	41,203.4	37,482.4	431,860.7
Receipts from Non-Alberta Facilities	0.0	0.0	0.0	0.0	0.0	0.0	0.0	0.0	0.0	0.0	0.0	0.0	0.0
Dispositions													
Disposition													
Battery	0.0	0.0	0.0	0.0	0.0	0.0	0.0	0.0	0.0	0.0	0.0	0.0	0.0
Gas Gathering System	47,305.4	41,387.5	44,441.5	41,767.8	41,655.1	38,468.7	33,566.4	27,355.5	25,203.1	7,170.3	40,670.4	36,977.0	425,968.7
Gas Plant	0.0	0.0	0.0	0.0	0.0	0.0	0.0	0.0	0.0	0.0	0.0	0.0	0.0
Injection Facility	0.0	0.0	0.0	0.0	0.0	0.0	0.0	0.0	0.0	0.0	0.0	0.0	0.0
Meter Station	0.0	0.0	0.0	0.0	0.0	0.0	0.0	0.0	0.0	0.0	0.0	0.0	0.0
Other	0.0	0.0	0.0	0.0	0.0	0.0	0.0	0.0	0.0	0.0	0.0	0.0	0.0
Alberta Commercial	0.0	0.0	0.0	0.0	0.0	0.0	0.0	0.0	0.0	0.0	0.0	0.0	0.0
Alberta Industrial	0.0	0.0	0.0	0.0	0.0	0.0	0.0	0.0	0.0	0.0	0.0	0.0	0.0
Alberta Residential	0.0	0.0	0.0	0.0	0.0	0.0	0.0	0.0	0.0	0.0	0.0	0.0	0.0
Alberta Elec.Generation	0.0	0.0	0.0	0.0	0.0	0.0	0.0	0.0	0.0	0.0	0.0	0.0	0.0
Shrinkage													
Acid Gas	0.0	0.0	0.0	0.0	0.0	0.0	0.0	0.0	0.0	0.0	0.0	0.0	0.0
Other products	0.0	0.0	0.0	0.0	0.0	0.0	0.0	0.0	13.5	9.7	3.8	4.4	31.4
Fuel	586.3	532.3	589.7	569.1	583.8	502.3	467.4	391.9	443.2	187.6	533.0	505.4	5,892.0
Flared	0.0	0.0	0.0	0.0	0.0	0.0	0.0	0.0	0.0	0.0	0.0	0.0	0.0
Vented	0.0	0.0	0.0	0.0	0.0	0.0	0.0	0.0	0.0	0.0	0.0	0.0	0.0
Diff and Other	0.0	0.0	0.0	0.0	0.0	0.0	0.0	0.0	-13.5	-9.7	-3.8	-4.4	-31.4
Process and Frac													
Pentanes Plus	0.0	0.0	0.0	0.0	0.0	0.0	0.0	0.0	65.1	46.7	18.4	21.5	151.7
Propane	0.0	0.0	0.0	0.0	0.0	0.0	0.0	0.0	0.0	0.0	0.0	0.0	0.0
Butanes	0.0	0.0	0.0	0.0	0.0	0.0	0.0	0.0	0.0	0.0	0.0	0.0	0.0
Ethane	0.0	0.0	0.0	0.0	0.0	0.0	0.0	0.0	0.0	0.0	0.0	0.0	0.0
NGL	0.0	0.0	0.0	0.0	0.0	0.0	0.0	0.0	0.0	0.0	0.0	0.0	0.0
Sulphur	0.0	0.0	0.0	0.0	0.0	0.0	0.0	0.0	0.0	0.0	0.0	0.0	0.0
Sulphur Closing Inv	0.0	0.0	0.0	0.0	0.0	0.0	0.0	0.0	0.0	0.0	0.0	0.0	0.0

Unit of Measurement: Gas and Gas equivalent products: 1000m3, Liquids: m3, Sulphur: MTS

VPR6200

Facility ID ABGS0141697

Facility Name Pine Creek 5-34-54-17W5 PineCliffSep

Facility Licence # 12462

Facility Operator A5YK VELVET

Production Month	201701	201702	201703	201704	201705	201706	201707	201708	201709	201710	201711	201712	Totals
Receipts													
Receipts from Alberta Facilities	374.2	222.2	435.1	454.9	375.0	241.0	439.1	371.5	85.3	282.6	259.2	135.3	3,675.4
Receipts from Non-Alberta Facilities	0.0	0.0	0.0	0.0	0.0	0.0	0.0	0.0	0.0	0.0	0.0	0.0	0.0
Dispositions													
Disposition													
Battery	0.0	0.0	0.0	0.0	0.0	0.0	0.0	0.0	0.0	0.0	0.0	0.0	0.0
Gas Gathering System	367.7	215.8	424.8	447.1	364.4	232.4	432.6	363.4	80.9	274.2	252.5	131.4	3,587.2
Gas Plant	0.0	0.0	0.0	0.0	0.0	0.0	0.0	0.0	0.0	0.0	0.0	0.0	0.0
Injection Facility	0.0	0.0	0.0	0.0	0.0	0.0	0.0	0.0	0.0	0.0	0.0	0.0	0.0
Meter Station	0.0	0.0	0.0	0.0	0.0	0.0	0.0	0.0	0.0	0.0	0.0	0.0	0.0
Other	0.0	0.0	0.0	0.0	0.0	0.0	0.0	0.0	0.0	0.0	0.0	0.0	0.0
Alberta Commercial	0.0	0.0	0.0	0.0	0.0	0.0	0.0	0.0	0.0	0.0	0.0	0.0	0.0
Alberta Industrial	0.0	0.0	0.0	0.0	0.0	0.0	0.0	0.0	0.0	0.0	0.0	0.0	0.0
Alberta Residential	0.0	0.0	0.0	0.0	0.0	0.0	0.0	0.0	0.0	0.0	0.0	0.0	0.0
Alberta Elec.Generation	0.0	0.0	0.0	0.0	0.0	0.0	0.0	0.0	0.0	0.0	0.0	0.0	0.0
Shrinkage													
Acid Gas	0.0	0.0	0.0	0.0	0.0	0.0	0.0	0.0	0.0	0.0	0.0	0.0	0.0
Other products	6.6	6.0	10.0	7.5	10.7	7.8	6.2	7.8	3.8	7.9	7.0	4.1	85.4
Fuel	0.0	0.0	0.0	0.0	0.0	0.0	0.0	0.0	0.0	0.0	0.0	0.0	0.0
Flared	0.0	0.0	0.0	0.0	0.0	0.0	0.0	0.0	0.0	0.0	0.0	0.0	0.0
Vented	0.0	0.0	0.0	0.0	0.0	0.0	0.0	0.0	0.0	0.0	0.0	0.0	0.0
Diff and Other	-0.1	0.4	0.3	0.3	-0.1	0.8	0.3	0.3	0.6	0.5	-0.3	-0.2	2.8
Process and Frac													
Pentanes Plus	31.7	29.1	48.2	36.3	51.7	37.9	30.2	37.8	18.3	38.2	34.1	19.7	413.2
Propane	0.0	0.0	0.0	0.0	0.0	0.0	0.0	0.0	0.0	0.0	0.0	0.0	0.0
Butanes	0.0	0.0	0.0	0.0	0.0	0.0	0.0	0.0	0.0	0.0	0.0	0.0	0.0
Ethane	0.0	0.0	0.0	0.0	0.0	0.0	0.0	0.0	0.0	0.0	0.0	0.0	0.0
NGL	0.0	0.0	0.0	0.0	0.0	0.0	0.0	0.0	0.0	0.0	0.0	0.0	0.0
Sulphur	0.0	0.0	0.0	0.0	0.0	0.0	0.0	0.0	0.0	0.0	0.0	0.0	0.0
Sulphur Closing Inv	0.0	0.0	0.0	0.0	0.0	0.0	0.0	0.0	0.0	0.0	0.0	0.0	0.0

Unit of Measurement: Gas and Gas equivalent products: 1000m3, Liquids: m3, Sulphur: MTS

Monthly Gas Plant Receipts, Dispositions and Process

VPR6200

Facility ID ABGS0142213
Facility Licence # 12462

Facility Name Pine Creek 5-34-054-17W5 Velvet Sep
Facility Operator A5YK VELVET

Production Month	201701	201702	201703	201704	201705	201706	201707	201708	201709	201710	201711	201712	Totals
Receipts													
Receipts from Alberta Facilities	1,643.2	1,647.3	1,581.0	1,384.3	1,534.7	1,300.4	1,524.8	1,705.0	1,663.1	1,935.4	1,761.0	1,822.3	19,502.5
Receipts from Non-Alberta Facilities	0.0	0.0	0.0	0.0	0.0	0.0	0.0	0.0	0.0	0.0	0.0	0.0	0.0
Dispositions													
Disposition Battery	0.0	0.0	0.0	0.0	0.0	0.0	0.0	0.0	0.0	0.0	0.0	0.0	0.0
Gas Gathering System	1,643.2	1,647.3	1,581.0	1,384.3	1,534.7	1,300.4	1,524.8	1,705.0	1,663.1	1,935.4	1,761.0	1,822.3	19,502.5
Gas Plant	0.0	0.0	0.0	0.0	0.0	0.0	0.0	0.0	0.0	0.0	0.0	0.0	0.0
Injection Facility	0.0	0.0	0.0	0.0	0.0	0.0	0.0	0.0	0.0	0.0	0.0	0.0	0.0
Meter Station	0.0	0.0	0.0	0.0	0.0	0.0	0.0	0.0	0.0	0.0	0.0	0.0	0.0
Other	0.0	0.0	0.0	0.0	0.0	0.0	0.0	0.0	0.0	0.0	0.0	0.0	0.0
Alberta Commercial	0.0	0.0	0.0	0.0	0.0	0.0	0.0	0.0	0.0	0.0	0.0	0.0	0.0
Alberta Industrial	0.0	0.0	0.0	0.0	0.0	0.0	0.0	0.0	0.0	0.0	0.0	0.0	0.0
Alberta Residential	0.0	0.0	0.0	0.0	0.0	0.0	0.0	0.0	0.0	0.0	0.0	0.0	0.0
Alberta Elec.Generation	0.0	0.0	0.0	0.0	0.0	0.0	0.0	0.0	0.0	0.0	0.0	0.0	0.0
Shrinkage Acid Gas	0.0	0.0	0.0	0.0	0.0	0.0	0.0	0.0	0.0	0.0	0.0	0.0	0.0
Other products	3.7	6.6	5.7	2.3	3.8	3.8	1.7	2.9	0.6	1.7	2.1	4.3	39.2
Fuel	0.0	0.0	0.0	0.0	0.0	0.0	0.0	0.0	0.0	0.0	0.0	0.0	0.0
Flared	0.0	0.0	0.0	0.0	0.0	0.0	0.0	0.0	0.0	0.0	0.0	0.0	0.0
Vented	0.0	0.0	0.0	0.0	0.0	0.0	0.0	0.0	0.0	0.0	0.0	0.0	0.0
Diff and Other	-3.7	-6.6	-5.7	-2.3	-3.8	-3.8	-1.7	-2.9	-0.6	-1.7	-2.1	-4.3	-39.2
Process and Frac													
Pentanes Plus	17.9	31.7	27.4	11.2	18.5	18.6	8.4	14.0	2.9	8.4	10.3	21.0	190.3
Propane	0.0	0.0	0.0	0.0	0.0	0.0	0.0	0.0	0.0	0.0	0.0	0.0	0.0
Butanes	0.0	0.0	0.0	0.0	0.0	0.0	0.0	0.0	0.0	0.0	0.0	0.0	0.0
Ethane	0.0	0.0	0.0	0.0	0.0	0.0	0.0	0.0	0.0	0.0	0.0	0.0	0.0
NGL	0.0	0.0	0.0	0.0	0.0	0.0	0.0	0.0	0.0	0.0	0.0	0.0	0.0
Sulphur	0.0	0.0	0.0	0.0	0.0	0.0	0.0	0.0	0.0	0.0	0.0	0.0	0.0
Sulphur Closing Inv	0.0	0.0	0.0	0.0	0.0	0.0	0.0	0.0	0.0	0.0	0.0	0.0	0.0

Unit of Measurement: Gas and Gas equivalent products: 1000m3, Liquids: m3, Sulphur: MTS

VPR6200

Facility ID ABGS0142432


Facility Name Velvet Rat Creek 05-23-048-11W5 Comp

Facility Licence # 49280

Facility Operator A5YK VELVET

Production Month	201701	201702	201703	201704	201705	201706	201707	201708	201709	201710	201711	201712	Totals
Receipts													
Receipts from Alberta Facilities	987.5	767.8	942.7	852.4	856.5	803.6	797.9	773.7	737.5	761.1	701.2	722.1	9,704.0
Receipts from Non-Alberta Facilities	0.0	0.0	0.0	0.0	0.0	0.0	0.0	0.0	0.0	0.0	0.0	0.0	0.0
Dispositions													
Disposition													
Battery	0.0	0.0	0.0	0.0	0.0	0.0	0.0	0.0	0.0	0.0	0.0	0.0	0.0
Gas Gathering System	918.1	715.5	884.0	798.8	801.7	749.1	744.9	735.9	694.6	714.3	656.7	678.8	9,092.4
Gas Plant	0.0	0.0	0.0	0.0	0.0	0.0	0.0	0.0	0.0	0.0	0.0	0.0	0.0
Injection Facility	0.0	0.0	0.0	0.0	0.0	0.0	0.0	0.0	0.0	0.0	0.0	0.0	0.0
Meter Station	0.0	0.0	0.0	0.0	0.0	0.0	0.0	0.0	0.0	0.0	0.0	0.0	0.0
Other	0.0	0.0	0.0	0.0	0.0	0.0	0.0	0.0	0.0	0.0	0.0	0.0	0.0
Alberta Commercial	0.0	0.0	0.0	0.0	0.0	0.0	0.0	0.0	0.0	0.0	0.0	0.0	0.0
Alberta Industrial	0.0	0.0	0.0	0.0	0.0	0.0	0.0	0.0	0.0	0.0	0.0	0.0	0.0
Alberta Residential	0.0	0.0	0.0	0.0	0.0	0.0	0.0	0.0	0.0	0.0	0.0	0.0	0.0
Alberta Elec.Generation	0.0	0.0	0.0	0.0	0.0	0.0	0.0	0.0	0.0	0.0	0.0	0.0	0.0
Shrinkage													
Acid Gas	0.0	0.0	0.0	0.0	0.0	0.0	0.0	0.0	0.0	0.0	0.0	0.0	0.0
Other products	14.7	10.8	10.4	8.2	8.4	7.4	5.2	7.8	7.9	9.0	8.6	7.8	106.2
Fuel	38.4	37.3	39.9	37.6	40.1	36.0	37.4	37.8	42.9	46.8	44.5	43.2	481.9
Flared	0.0	0.0	0.0	0.0	0.0	0.0	0.0	0.0	0.0	0.0	0.0	0.0	0.0
Vented	0.0	0.0	0.0	0.0	0.0	0.0	0.0	0.0	0.0	0.0	0.0	0.1	0.1
Diff and Other	16.3	4.2	8.4	7.8	6.3	11.1	10.4	-7.8	-7.9	-9.0	-8.6	-7.8	23.4
Process and Frac													
Pentanes Plus	71.1	52.4	50.1	39.7	40.5	35.7	25.0	37.8	38.1	43.5	41.8	37.6	513.3
Propane	0.0	0.0	0.0	0.0	0.0	0.0	0.0	0.0	0.0	0.0	0.0	0.0	0.0
Butanes	0.0	0.0	0.0	0.0	0.0	0.0	0.0	0.0	0.0	0.0	0.0	0.0	0.0
Ethane	0.0	0.0	0.0	0.0	0.0	0.0	0.0	0.0	0.0	0.0	0.0	0.0	0.0
NGL	0.0	0.0	0.0	0.0	0.0	0.0	0.0	0.0	0.0	0.0	0.0	0.0	0.0
Sulphur	0.0	0.0	0.0	0.0	0.0	0.0	0.0	0.0	0.0	0.0	0.0	0.0	0.0
Sulphur Closing Inv	0.0	0.0	0.0	0.0	0.0	0.0	0.0	0.0	0.0	0.0	0.0	0.0	0.0

Unit of Measurement: Gas and Gas equivalent products: 1000m3, Liquids: m3, Sulphur: MTS



Monthly Gas Plant Receipts, Dispositions and Process

Page: 999 OF 1025

Run Date: 23 Jan 2018

VPR6200

Facility ID ABGS0142447

Facility Name TAQA Gas Gath 05 27 36 9W5 Dehy

Facility Licence # 5698

Facility Operator A2TG TQN

Production Month	201701	201702	201703	201704	201705	201706	201707	201708	201709	201710	201711	201712	Totals
Receipts													
Receipts from Alberta Facilities	758.4	681.5	737.5	730.1	734.3	703.5	730.5	690.5	630.1	650.5	602.2	576.8	8,225.9
Receipts from Non-Alberta Facilities	0.0	0.0	0.0	0.0	0.0	0.0	0.0	0.0	0.0	0.0	0.0	0.0	0.0
Dispositions													
Disposition Battery	0.0	0.0	0.0	0.0	0.0	0.0	0.0	0.0	0.0	0.0	0.0	0.0	0.0
Gas Gathering System	802.7	729.6	773.2	746.3	752.6	731.9	754.2	723.1	665.4	708.7	647.0	636.2	8,670.9
Gas Plant	0.0	0.0	0.0	0.0	0.0	0.0	0.0	0.0	0.0	0.0	0.0	0.0	0.0
Injection Facility	0.0	0.0	0.0	0.0	0.0	0.0	0.0	0.0	0.0	0.0	0.0	0.0	0.0
Meter Station	0.0	0.0	0.0	0.0	0.0	0.0	0.0	0.0	0.0	0.0	0.0	0.0	0.0
Other	0.0	0.0	0.0	0.0	0.0	0.0	0.0	0.0	0.0	0.0	0.0	0.0	0.0
Alberta Commercial	0.0	0.0	0.0	0.0	0.0	0.0	0.0	0.0	0.0	0.0	0.0	0.0	0.0
Alberta Industrial	0.0	0.0	0.0	0.0	0.0	0.0	0.0	0.0	0.0	0.0	0.0	0.0	0.0
Alberta Residential	0.0	0.0	0.0	0.0	0.0	0.0	0.0	0.0	0.0	0.0	0.0	0.0	0.0
Alberta Elec.Generation	0.0	0.0	0.0	0.0	0.0	0.0	0.0	0.0	0.0	0.0	0.0	0.0	0.0
Shrinkage Acid Gas	0.0	0.0	0.0	0.0	0.0	0.0	0.0	0.0	0.0	0.0	0.0	0.0	0.0
Other products	5.6	6.1	6.2	5.6	4.6	3.5	3.9	5.6	5.6	5.7	7.5	6.7	66.6
Fuel	0.0	0.0	0.0	0.0	0.0	0.0	0.0	0.0	0.0	0.0	0.0	0.0	0.0
Flared	0.0	0.0	0.0	0.0	0.0	0.0	0.0	0.0	0.0	0.0	0.0	0.0	0.0
Vented	0.0	0.0	0.0	0.0	0.0	0.0	0.0	0.0	0.0	0.0	0.0	0.0	0.0
Diff and Other	-49.9	-54.2	-41.9	-21.8	-22.9	-31.9	-27.6	-38.2	-40.9	-63.9	-52.3	-66.1	-511.6
Process and Frac													
Pentanes Plus	26.9	29.6	30.0	27.0	22.2	16.9	18.8	27.1	27.3	27.8	36.4	32.5	322.5
Propane	0.0	0.0	0.0	0.0	0.0	0.0	0.0	0.0	0.0	0.0	0.0	0.0	0.0
Butanes	0.0	0.0	0.0	0.0	0.0	0.0	0.0	0.0	0.0	0.0	0.0	0.0	0.0
Ethane	0.0	0.0	0.0	0.0	0.0	0.0	0.0	0.0	0.0	0.0	0.0	0.0	0.0
NGL	0.0	0.0	0.0	0.0	0.0	0.0	0.0	0.0	0.0	0.0	0.0	0.0	0.0
Sulphur	0.0	0.0	0.0	0.0	0.0	0.0	0.0	0.0	0.0	0.0	0.0	0.0	0.0
Sulphur Closing Inv	0.0	0.0	0.0	0.0	0.0	0.0	0.0	0.0	0.0	0.0	0.0	0.0	0.0

Unit of Measurement: Gas and Gas equivalent products: 1000m3, Liquids: m3, Sulphur: MTS

VPR6200

Facility ID ABGS0142664

Facility Name WILLGREEN 08-01-041-06 GGS

Facility Licence # 40370

Facility Operator A5RX BEC

Production Month	201701	201702	201703	201704	201705	201706	201707	201708	201709	201710	201711	201712	Totals
Receipts													
Receipts from Alberta Facilities	804.6	756.9	808.8	772.4	788.7	767.6	657.4	599.2	3,226.7	3,330.1	2,056.4	2,097.6	16,666.4
Receipts from Non-Alberta Facilities	0.0	0.0	0.0	0.0	0.0	0.0	0.0	0.0	0.0	0.0	0.0	0.0	0.0
Dispositions													
Disposition													
Battery	0.0	0.0	0.0	0.0	0.0	0.0	0.0	0.0	0.0	0.0	0.0	0.0	0.0
Gas Gathering System	804.6	756.8	808.8	772.4	788.7	767.6	641.2	569.3	3,119.8	3,225.3	2,002.9	2,047.8	16,305.2
Gas Plant	0.0	0.0	0.0	0.0	0.0	0.0	0.0	0.0	0.0	0.0	0.0	0.0	0.0
Injection Facility	0.0	0.0	0.0	0.0	0.0	0.0	0.0	0.0	0.0	0.0	0.0	0.0	0.0
Meter Station	0.0	0.0	0.0	0.0	0.0	0.0	0.0	0.0	0.0	0.0	0.0	0.0	0.0
Other	0.0	0.0	0.0	0.0	0.0	0.0	0.0	0.0	0.0	0.0	0.0	0.0	0.0
Alberta Commercial	0.0	0.0	0.0	0.0	0.0	0.0	0.0	0.0	0.0	0.0	0.0	0.0	0.0
Alberta Industrial	0.0	0.0	0.0	0.0	0.0	0.0	0.0	0.0	0.0	0.0	0.0	0.0	0.0
Alberta Residential	0.0	0.0	0.0	0.0	0.0	0.0	0.0	0.0	0.0	0.0	0.0	0.0	0.0
Alberta Elec.Generation	0.0	0.0	0.0	0.0	0.0	0.0	0.0	0.0	0.0	0.0	0.0	0.0	0.0
Shrinkage													
Acid Gas	0.0	0.0	0.0	0.0	0.0	0.0	0.0	0.0	0.0	0.0	0.0	0.0	0.0
Other products	1.6	1.1	0.0	0.0	0.0	0.0	0.0	0.0	0.0	0.0	1.2	1.6	5.5
Fuel	0.0	0.0	0.0	0.0	0.0	0.0	0.0	0.0	81.7	83.6	68.6	65.2	299.1
Flared	0.0	0.0	0.0	0.0	0.0	0.0	0.0	0.0	0.0	0.0	0.0	0.0	0.0
Vented	0.0	0.1	0.0	0.0	0.0	0.0	0.0	0.0	0.0	0.4	0.0	3.2	3.7
Diff and Other	-1.6	-1.1	0.0	0.0	0.0	0.0	16.2	29.9	25.2	20.8	-16.3	-20.2	52.9
Process and Frac													
Pentanes Plus	7.7	5.4	0.0	0.0	0.0	0.0	0.0	0.0	0.0	0.0	5.9	7.7	26.7
Propane	0.0	0.0	0.0	0.0	0.0	0.0	0.0	0.0	0.0	0.0	0.0	0.0	0.0
Butanes	0.0	0.0	0.0	0.0	0.0	0.0	0.0	0.0	0.0	0.0	0.0	0.0	0.0
Ethane	0.0	0.0	0.0	0.0	0.0	0.0	0.0	0.0	0.0	0.0	0.0	0.0	0.0
NGL	0.0	0.0	0.0	0.0	0.0	0.0	0.0	0.0	0.0	0.0	0.0	0.0	0.0
Sulphur	0.0	0.0	0.0	0.0	0.0	0.0	0.0	0.0	0.0	0.0	0.0	0.0	0.0
Sulphur Closing Inv	0.0	0.0	0.0	0.0	0.0	0.0	0.0	0.0	0.0	0.0	0.0	0.0	0.0

Unit of Measurement: Gas and Gas equivalent products: 1000m3, Liquids: m3, Sulphur: MTS

VPR6200
Facility ID ABGS0143024


Facility Name Gold Creek GS

Facility Licence # 46372

Facility Operator A2F0

Production Month		201701	201702	201703	201704	201705	201706	201707	201708	201709	201710	201711	201712	Totals
Receipts														
Receipts from Alberta Facilities		4,497.3	1,581.1	1,007.8	2,543.6	3,548.4	5,089.2	10,002.5	1,938.2	5,566.1	6,957.3	2,967.1	12,496.7	58,195.3
Receipts from Non-Alberta Facilities		0.0	0.0	0.0	0.0	0.0	0.0	0.0	0.0	0.0	0.0	0.0	0.0	0.0
Dispositions														
Disposition	Battery	0.0	0.0	0.0	0.0	0.0	0.0	143.2	75.4	59.4	398.5	300.3	874.0	1,850.8
	Gas Gathering System	0.0	0.0	0.0	0.0	0.0	0.0	0.0	0.0	0.0	0.0	0.0	0.0	0.0
	Gas Plant	4,634.3	1,639.4	1,077.0	2,654.8	3,669.5	4,807.2	8,965.8	1,813.5	5,324.0	6,741.1	2,616.4	11,656.4	55,599.4
	Injection Facility	0.0	0.0	0.0	0.0	0.0	0.0	0.0	0.0	0.0	0.0	0.0	0.0	0.0
	Meter Station	0.0	0.0	0.0	0.0	0.0	0.0	0.0	0.0	0.0	0.0	0.0	0.0	0.0
	Other	0.0	0.0	0.0	0.0	0.0	0.0	0.0	0.0	0.0	0.0	0.0	0.0	0.0
	Alberta Commercial	0.0	0.0	0.0	0.0	0.0	0.0	0.0	0.0	0.0	0.0	0.0	0.0	0.0
	Alberta Industrial	0.0	0.0	0.0	0.0	0.0	0.0	0.0	0.0	0.0	0.0	0.0	0.0	0.0
	Alberta Residential	0.0	0.0	0.0	0.0	0.0	0.0	0.0	0.0	0.0	0.0	0.0	0.0	0.0
	Alberta Elec.Generation	0.0	0.0	0.0	0.0	0.0	0.0	0.0	0.0	0.0	0.0	0.0	0.0	0.0
Shrinkage	Acid Gas	0.0	0.0	0.0	0.0	0.0	0.0	0.0	0.0	0.0	0.0	0.0	0.0	0.0
	Other products	0.0	0.0	0.0	0.0	0.0	0.0	0.0	0.0	0.0	0.0	0.0	1.9	1.9
Fuel		0.0	0.0	0.0	0.0	0.0	0.0	0.0	0.0	0.0	0.0	0.0	0.0	0.0
Flared		0.0	0.0	0.0	0.0	0.0	0.0	0.0	0.0	0.0	0.0	0.0	0.0	0.0
Vented		0.0	0.0	0.0	0.0	0.0	0.0	0.0	0.0	0.0	0.0	0.0	0.0	0.0
Diff and Other		-137.0	-58.3	-69.2	-111.2	-121.1	282.0	893.5	49.3	182.7	-182.3	50.4	-35.6	743.2
Process and Frac														
	Pentanes Plus	0.0	0.0	0.0	0.0	0.0	0.0	0.0	0.0	0.0	0.0	0.0	9.0	9.0
	Propane	0.0	0.0	0.0	0.0	0.0	0.0	0.0	0.0	0.0	0.0	0.0	0.0	0.0
	Butanes	0.0	0.0	0.0	0.0	0.0	0.0	0.0	0.0	0.0	0.0	0.0	0.0	0.0
	Ethane	0.0	0.0	0.0	0.0	0.0	0.0	0.0	0.0	0.0	0.0	0.0	0.0	0.0
	NGL	0.0	0.0	0.0	0.0	0.0	0.0	0.0	0.0	0.0	0.0	0.0	0.0	0.0
	Sulphur	0.0	0.0	0.0	0.0	0.0	0.0	0.0	0.0	0.0	0.0	0.0	0.0	0.0
	Sulphur Closing Inv	0.0	0.0	0.0	0.0	0.0	0.0	0.0	0.0	0.0	0.0	0.0	0.0	0.0

Unit of Measurement: Gas and Gas equivalent products: 1000m3, Liquids: m3, Sulphur: MTS



Monthly Gas Plant Receipts, Dispositions and Process

Page: 1002 OF 1025
Run Date: 23 Jan 2018

VPR6200

Facility ID ABGS0143038
Facility Licence # 49369

Facility Name 12-14-070-07-W6 ELMWORTH GGS
Facility Operator A698 BLACKBIRD

Table with columns: Production Month (201701-201712), Receipts, Dispositions, Process and Frac, and Totals. Rows include Receipts from Alberta/Non-Alberta Facilities, Dispositions (Battery, Gas Gathering System, etc.), Shrinkage, Fuel, and Process and Frac (Pentanes Plus, Propane, etc.).

Unit of Measurement: Gas and Gas equivalent products: 1000m3, Liquids: m3, Sulphur: MTS

VPR6200

Facility ID ABGS0143172

Facility Name WILLGREEN 102/10-10-041-05W5 GGS

Facility Licence # 49580

Facility Operator A5RX BEC

Production Month	201701	201702	201703	201704	201705	201706	201707	201708	201709	201710	201711	201712	Totals
Receipts													
Receipts from Alberta Facilities	4,442.7	3,695.1	4,062.8	4,254.8	4,043.5	3,841.6	4,013.7	3,930.0	3,827.0	4,024.3	3,600.1	4,079.2	47,814.8
Receipts from Non-Alberta Facilities	0.0	0.0	0.0	0.0	0.0	0.0	0.0	0.0	0.0	0.0	0.0	0.0	0.0
Dispositions													
Disposition Battery	0.0	0.0	0.0	0.0	0.0	0.0	0.0	0.0	0.0	0.0	0.0	0.0	0.0
Gas Gathering System	4,338.9	3,596.4	3,964.5	4,166.1	3,986.1	3,735.4	3,883.6	3,786.9	3,680.9	3,873.3	3,484.8	3,939.3	46,436.2
Gas Plant	0.0	0.0	0.0	0.0	0.0	0.0	0.0	0.0	0.0	0.0	0.0	0.0	0.0
Injection Facility	0.0	0.0	0.0	0.0	0.0	0.0	0.0	0.0	0.0	0.0	0.0	0.0	0.0
Meter Station	0.0	0.0	0.0	0.0	0.0	0.0	0.0	0.0	0.0	0.0	0.0	0.0	0.0
Other	0.0	0.0	0.0	0.0	0.0	0.0	0.0	0.0	0.0	0.0	0.0	0.0	0.0
Alberta Commercial	0.0	0.0	0.0	0.0	0.0	0.0	0.0	0.0	0.0	0.0	0.0	0.0	0.0
Alberta Industrial	0.0	0.0	0.0	0.0	0.0	0.0	0.0	0.0	0.0	0.0	0.0	0.0	0.0
Alberta Residential	0.0	0.0	0.0	0.0	0.0	0.0	0.0	0.0	0.0	0.0	0.0	0.0	0.0
Alberta Elec.Generation	0.0	0.0	0.0	0.0	0.0	0.0	0.0	0.0	0.0	0.0	0.0	0.0	0.0
Shrinkage Acid Gas	0.0	0.0	0.0	0.0	0.0	0.0	0.0	0.0	0.0	0.0	0.0	0.0	0.0
Other products	0.0	2.4	3.1	3.0	4.4	3.4	0.2	0.0	2.8	0.0	0.0	1.1	20.4
Fuel	16.4	14.1	16.4	15.9	16.0	42.6	43.6	43.1	41.6	42.9	39.0	43.5	375.1
Flared	0.0	0.0	0.0	0.0	0.0	0.0	0.0	0.0	0.0	0.0	0.0	0.0	0.0
Vented	0.0	0.0	0.0	0.0	0.0	0.0	0.0	0.0	0.0	0.0	0.0	0.0	0.0
Diff and Other	87.4	82.2	78.8	69.8	37.0	60.2	86.3	100.0	101.7	108.1	76.3	95.3	983.1
Process and Frac													
Pentanes Plus	0.0	11.5	15.1	14.5	21.1	16.3	1.2	0.0	13.5	0.0	0.0	5.5	98.7
Propane	0.0	0.0	0.0	0.0	0.0	0.0	0.0	0.0	0.0	0.0	0.0	0.0	0.0
Butanes	0.0	0.0	0.0	0.0	0.0	0.0	0.0	0.0	0.0	0.0	0.0	0.0	0.0
Ethane	0.0	0.0	0.0	0.0	0.0	0.0	0.0	0.0	0.0	0.0	0.0	0.0	0.0
NGL	0.0	0.0	0.0	0.0	0.0	0.0	0.0	0.0	0.0	0.0	0.0	0.0	0.0
Sulphur	0.0	0.0	0.0	0.0	0.0	0.0	0.0	0.0	0.0	0.0	0.0	0.0	0.0
Sulphur Closing Inv	0.0	0.0	0.0	0.0	0.0	0.0	0.0	0.0	0.0	0.0	0.0	0.0	0.0

Unit of Measurement: Gas and Gas equivalent products: 1000m3, Liquids: m3, Sulphur: MTS

Monthly Gas Plant Receipts, Dispositions and Process

VPR6200
Facility ID ABGS0143346

Facility Name 08-19-055-15W5 Compressor

Facility Licence # 12457

Facility Operator A5RX BEC

Production Month	201701	201702	201703	201704	201705	201706	201707	201708	201709	201710	201711	201712	Totals
Receipts													
Receipts from Alberta Facilities	253.2	206.7	226.6	173.3	102.7	246.8	204.7	89.0	243.8	175.3	207.7	191.1	2,320.9
Receipts from Non-Alberta Facilities	0.0	0.0	0.0	0.0	0.0	0.0	0.0	0.0	0.0	0.0	0.0	0.0	0.0
Dispositions													
Disposition													
Battery	0.0	0.0	0.0	0.0	0.0	0.0	0.0	0.0	0.0	0.0	0.0	0.0	0.0
Gas Gathering System	253.2	200.5	219.8	166.7	95.9	240.2	197.9	82.2	237.2	168.5	201.1	184.3	2,247.5
Gas Plant	0.0	0.0	0.0	0.0	0.0	0.0	0.0	0.0	0.0	0.0	0.0	0.0	0.0
Injection Facility	0.0	0.0	0.0	0.0	0.0	0.0	0.0	0.0	0.0	0.0	0.0	0.0	0.0
Meter Station	0.0	0.0	0.0	0.0	0.0	0.0	0.0	0.0	0.0	0.0	0.0	0.0	0.0
Other	0.0	0.0	0.0	0.0	0.0	0.0	0.0	0.0	0.0	0.0	0.0	0.0	0.0
Alberta Commercial	0.0	0.0	0.0	0.0	0.0	0.0	0.0	0.0	0.0	0.0	0.0	0.0	0.0
Alberta Industrial	0.0	0.0	0.0	0.0	0.0	0.0	0.0	0.0	0.0	0.0	0.0	0.0	0.0
Alberta Residential	0.0	0.0	0.0	0.0	0.0	0.0	0.0	0.0	0.0	0.0	0.0	0.0	0.0
Alberta Elec.Generation	0.0	0.0	0.0	0.0	0.0	0.0	0.0	0.0	0.0	0.0	0.0	0.0	0.0
Shrinkage													
Acid Gas	0.0	0.0	0.0	0.0	0.0	0.0	0.0	0.0	0.0	0.0	0.0	0.0	0.0
Other products	0.6	0.5	0.1	2.3	1.4	0.6	2.2	0.8	2.2	0.0	1.0	3.3	15.0
Fuel	0.0	6.2	6.8	6.6	6.8	6.6	6.8	6.8	6.6	6.8	6.6	6.8	73.4
Flared	0.0	0.0	0.0	0.0	0.0	0.0	0.0	0.0	0.0	0.0	0.0	0.0	0.0
Vented	0.0	0.0	0.0	0.0	0.0	0.0	0.0	0.0	0.0	0.0	0.0	0.0	0.0
Diff and Other	-0.6	-0.5	-0.1	-2.3	-1.4	-0.6	-2.2	-0.8	-2.2	0.0	-1.0	-3.3	-15.0
Process and Frac													
Pentanes Plus	3.0	2.5	0.3	11.0	6.9	2.9	10.8	3.7	10.5	0.0	4.7	16.0	72.3
Propane	0.0	0.0	0.0	0.0	0.0	0.0	0.0	0.0	0.0	0.0	0.0	0.0	0.0
Butanes	0.0	0.0	0.0	0.0	0.0	0.0	0.0	0.0	0.0	0.0	0.0	0.0	0.0
Ethane	0.0	0.0	0.0	0.0	0.0	0.0	0.0	0.0	0.0	0.0	0.0	0.0	0.0
NGL	0.0	0.0	0.0	0.0	0.0	0.0	0.0	0.0	0.0	0.0	0.0	0.0	0.0
Sulphur	0.0	0.0	0.0	0.0	0.0	0.0	0.0	0.0	0.0	0.0	0.0	0.0	0.0
Sulphur Closing Inv	0.0	0.0	0.0	0.0	0.0	0.0	0.0	0.0	0.0	0.0	0.0	0.0	0.0

Unit of Measurement: Gas and Gas equivalent products: 1000m3, Liquids: m3, Sulphur: MTS

VPR6200

 Facility ID ABGS0143598
 Facility Licence # 40861

 Facility Name ROSEVEAR 08-14-53-15W5
 Facility Operator A5RX BEC

Production Month	201701	201702	201703	201704	201705	201706	201707	201708	201709	201710	201711	201712	Totals
Receipts													
Receipts from Alberta Facilities	0.0	804.1	862.3	585.0	817.7	919.3	931.0	898.6	885.5	753.8	891.2	758.8	9,107.3
Receipts from Non-Alberta Facilities	0.0	0.0	0.0	0.0	0.0	0.0	0.0	0.0	0.0	0.0	0.0	0.0	0.0
Dispositions													
Disposition													
Battery	0.0	0.0	0.0	0.0	0.0	0.0	0.0	0.0	0.0	0.0	0.0	0.0	0.0
Gas Gathering System	0.0	753.1	815.0	537.9	774.6	865.3	885.3	852.5	841.9	740.6	844.7	714.1	8,625.0
Gas Plant	0.0	0.0	0.0	0.0	0.0	0.0	0.0	0.0	0.0	0.0	0.0	0.0	0.0
Injection Facility	0.0	0.0	0.0	0.0	0.0	0.0	0.0	0.0	0.0	0.0	0.0	0.0	0.0
Meter Station	0.0	0.0	0.0	0.0	0.0	0.0	0.0	0.0	0.0	0.0	0.0	0.0	0.0
Other	0.0	0.0	0.0	0.0	0.0	0.0	0.0	0.0	0.0	0.0	0.0	0.0	0.0
Alberta Commercial	0.0	0.0	0.0	0.0	0.0	0.0	0.0	0.0	0.0	0.0	0.0	0.0	0.0
Alberta Industrial	0.0	0.0	0.0	0.0	0.0	0.0	0.0	0.0	0.0	0.0	0.0	0.0	0.0
Alberta Residential	0.0	0.0	0.0	0.0	0.0	0.0	0.0	0.0	0.0	0.0	0.0	0.0	0.0
Alberta Elec.Generation	0.0	0.0	0.0	0.0	0.0	0.0	0.0	0.0	0.0	0.0	0.0	0.0	0.0
Shrinkage													
Acid Gas	0.0	0.0	0.0	0.0	0.0	0.0	0.0	0.0	0.0	0.0	0.0	0.0	0.0
Other products	0.0	1.4	1.2	0.4	0.2	0.5	0.2	1.9	1.0	1.2	0.7	1.3	10.0
Fuel	0.0	50.8	47.1	47.1	43.1	54.0	45.7	46.1	43.6	12.8	46.5	44.7	481.5
Flared	0.0	0.0	0.0	0.0	0.0	0.0	0.0	0.0	0.0	0.0	0.0	0.0	0.0
Vented	0.0	0.2	0.2	0.0	0.0	0.0	0.0	0.0	0.0	0.4	0.0	0.0	0.8
Diff and Other	0.0	-1.4	-1.2	-0.4	-0.2	-0.5	-0.2	-1.9	-1.0	-1.2	-0.7	-1.3	-10.0
Process and Frac													
Pentanes Plus	0.0	6.7	6.0	2.0	1.0	2.5	1.2	9.0	4.9	5.9	3.3	6.5	49.0
Propane	0.0	0.0	0.0	0.0	0.0	0.0	0.0	0.0	0.0	0.0	0.0	0.0	0.0
Butanes	0.0	0.0	0.0	0.0	0.0	0.0	0.0	0.0	0.0	0.0	0.0	0.0	0.0
Ethane	0.0	0.0	0.0	0.0	0.0	0.0	0.0	0.0	0.0	0.0	0.0	0.0	0.0
NGL	0.0	0.0	0.0	0.0	0.0	0.0	0.0	0.0	0.0	0.0	0.0	0.0	0.0
Sulphur	0.0	0.0	0.0	0.0	0.0	0.0	0.0	0.0	0.0	0.0	0.0	0.0	0.0
Sulphur Closing Inv	0.0	0.0	0.0	0.0	0.0	0.0	0.0	0.0	0.0	0.0	0.0	0.0	0.0

Unit of Measurement: Gas and Gas equivalent products: 1000m3, Liquids: m3, Sulphur: MTS

VPR6200

Facility ID ABGS0143615

Facility Name PINE CK 04-25-058-19 W5 COMP

Facility Licence # 13397

Facility Operator A5RX BEC

Production Month	201701	201702	201703	201704	201705	201706	201707	201708	201709	201710	201711	201712	Totals
Receipts													
Receipts from Alberta Facilities	0.0	6,950.3	5,252.2	5,458.3	4,481.1	6,546.1	5,237.1	7,254.8	5,557.2	6,785.3	7,728.0	7,236.0	68,486.4
Receipts from Non-Alberta Facilities	0.0	0.0	0.0	0.0	0.0	0.0	0.0	0.0	0.0	0.0	0.0	0.0	0.0
Dispositions													
Disposition Battery	0.0	0.0	0.0	0.0	0.0	0.0	0.0	0.0	0.0	0.0	0.0	0.0	0.0
Gas Gathering System	0.0	6,950.2	5,134.5	5,337.6	4,367.6	6,407.1	5,125.7	7,102.7	5,421.9	6,645.4	7,593.1	7,107.9	67,193.7
Gas Plant	0.0	0.0	0.0	0.0	0.0	0.0	0.0	0.0	0.0	0.0	0.0	0.0	0.0
Injection Facility	0.0	0.0	0.0	0.0	0.0	0.0	0.0	0.0	0.0	0.0	0.0	0.0	0.0
Meter Station	0.0	0.0	0.0	0.0	0.0	0.0	0.0	0.0	0.0	0.0	0.0	0.0	0.0
Other	0.0	0.0	0.0	0.0	0.0	0.0	0.0	0.0	0.0	0.0	0.0	0.0	0.0
Alberta Commercial	0.0	0.0	0.0	0.0	0.0	0.0	0.0	0.0	0.0	0.0	0.0	0.0	0.0
Alberta Industrial	0.0	0.0	0.0	0.0	0.0	0.0	0.0	0.0	0.0	0.0	0.0	0.0	0.0
Alberta Residential	0.0	0.0	0.0	0.0	0.0	0.0	0.0	0.0	0.0	0.0	0.0	0.0	0.0
Alberta Elec.Generation	0.0	0.0	0.0	0.0	0.0	0.0	0.0	0.0	0.0	0.0	0.0	0.0	0.0
Shrinkage Acid Gas	0.0	0.0	0.0	0.0	0.0	0.0	0.0	0.0	0.0	0.0	0.0	0.0	0.0
Other products	0.0	0.0	0.0	0.0	0.0	0.0	0.0	0.0	0.0	0.0	0.0	6.8	6.8
Fuel	0.0	106.2	117.6	120.6	113.5	139.0	111.4	152.1	135.3	139.9	134.9	128.1	1,398.6
Flared	0.0	0.0	0.0	0.0	0.0	0.0	0.0	0.0	0.0	0.0	0.0	0.0	0.0
Vented	0.0	0.0	0.0	0.0	0.0	0.0	0.0	0.0	0.0	0.0	0.0	0.0	0.0
Diff and Other	0.0	-106.1	0.1	0.1	0.0	0.0	0.0	0.0	0.0	0.0	0.0	-6.8	-112.7
Process and Frac													
Pentanes Plus	0.0	0.0	0.0	0.0	0.0	0.0	0.0	0.0	0.0	0.0	0.0	33.0	33.0
Propane	0.0	0.0	0.0	0.0	0.0	0.0	0.0	0.0	0.0	0.0	0.0	0.0	0.0
Butanes	0.0	0.0	0.0	0.0	0.0	0.0	0.0	0.0	0.0	0.0	0.0	0.0	0.0
Ethane	0.0	0.0	0.0	0.0	0.0	0.0	0.0	0.0	0.0	0.0	0.0	0.0	0.0
NGL	0.0	0.0	0.0	0.0	0.0	0.0	0.0	0.0	0.0	0.0	0.0	0.0	0.0
Sulphur	0.0	0.0	0.0	0.0	0.0	0.0	0.0	0.0	0.0	0.0	0.0	0.0	0.0
Sulphur Closing Inv	0.0	0.0	0.0	0.0	0.0	0.0	0.0	0.0	0.0	0.0	0.0	0.0	0.0

Unit of Measurement: Gas and Gas equivalent products: 1000m3, Liquids: m3, Sulphur: MTS

VPR6200

 Facility ID ABGS0143888
 Facility Licence # 49570

 Facility Name ARC PCOUPE 1-21-80-12W6 GS
 Facility Operator 0G30 ARC

Production Month	201701	201702	201703	201704	201705	201706	201707	201708	201709	201710	201711	201712	Totals
Receipts													
Receipts from Alberta Facilities	0.0	0.0	0.0	4,305.2	8,178.1	8,177.5	5,419.8	10,106.7	7,813.8	7,496.6	7,122.9	6,848.7	65,469.3
Receipts from Non-Alberta Facilities	0.0	0.0	0.0	0.0	0.0	0.0	0.0	0.0	0.0	0.0	0.0	0.0	0.0
Dispositions													
Disposition													
Battery	0.0	0.0	0.0	0.0	0.0	0.0	0.0	0.0	0.0	0.0	0.0	0.0	0.0
Gas Gathering System	0.0	0.0	0.0	0.0	0.0	0.0	2,742.3	10,235.3	7,956.4	7,451.7	7,263.8	7,027.9	42,677.4
Gas Plant	0.0	0.0	0.0	4,080.1	7,725.9	7,786.4	2,677.5	0.0	0.0	0.0	0.0	0.0	22,269.9
Injection Facility	0.0	0.0	0.0	0.0	0.0	0.0	0.0	0.0	0.0	0.0	0.0	0.0	0.0
Meter Station	0.0	0.0	0.0	0.0	0.0	0.0	0.0	0.0	0.0	0.0	0.0	0.0	0.0
Other	0.0	0.0	0.0	0.0	0.0	0.0	0.0	0.0	0.0	0.0	0.0	0.0	0.0
Alberta Commercial	0.0	0.0	0.0	0.0	0.0	0.0	0.0	0.0	0.0	0.0	0.0	0.0	0.0
Alberta Industrial	0.0	0.0	0.0	0.0	0.0	0.0	0.0	0.0	0.0	0.0	0.0	0.0	0.0
Alberta Residential	0.0	0.0	0.0	0.0	0.0	0.0	0.0	0.0	0.0	0.0	0.0	0.0	0.0
Alberta Elec.Generation	0.0	0.0	0.0	0.0	0.0	0.0	0.0	0.0	0.0	0.0	0.0	0.0	0.0
Shrinkage													
Acid Gas	0.0	0.0	0.0	0.0	0.0	0.0	0.0	0.0	0.0	0.0	0.0	0.0	0.0
Other products	0.0	0.0	0.0	278.9	336.3	268.0	126.9	336.5	207.3	211.9	197.0	164.3	2,127.1
Fuel	0.0	0.0	0.0	0.1	1.3	0.8	1.3	1.3	0.6	0.3	0.0	0.0	5.7
Flared	0.0	0.0	0.0	0.0	0.0	0.0	0.0	0.0	0.0	0.0	0.0	0.0	0.0
Vented	0.0	0.0	0.0	0.0	0.0	0.0	0.0	0.0	0.0	0.0	0.0	0.0	0.0
Diff and Other	0.0	0.0	0.0	-53.9	114.6	122.3	-128.2	-466.4	-350.5	-167.3	-337.9	-343.5	-1,610.8
Process and Frac													
Pentanes Plus	0.0	0.0	0.0	1,349.6	1,627.2	1,296.6	613.8	1,628.0	1,003.0	1,025.5	953.1	794.9	10,291.7
Propane	0.0	0.0	0.0	0.0	0.0	0.0	0.0	0.0	0.0	0.0	0.0	0.0	0.0
Butanes	0.0	0.0	0.0	0.0	0.0	0.0	0.0	0.0	0.0	0.0	0.0	0.0	0.0
Ethane	0.0	0.0	0.0	0.0	0.0	0.0	0.0	0.0	0.0	0.0	0.0	0.0	0.0
NGL	0.0	0.0	0.0	0.0	0.0	0.0	0.0	0.0	0.0	0.0	0.0	0.0	0.0
Sulphur	0.0	0.0	0.0	0.0	0.0	0.0	0.0	0.0	0.0	0.0	0.0	0.0	0.0
Sulphur Closing Inv	0.0	0.0	0.0	0.0	0.0	0.0	0.0	0.0	0.0	0.0	0.0	0.0	0.0

VPR6200

Facility ID ABGS0143987

Facility Name 07-14-056-19W5 Compressor

Facility Licence # 26962

Facility Operator A5RX BEC

Production Month	201701	201702	201703	201704	201705	201706	201707	201708	201709	201710	201711	201712	Totals
Receipts													
Receipts from Alberta Facilities	0.0	0.0	160.2	220.5	154.4	122.3	160.8	155.1	142.3	0.0	0.0	0.0	1,115.6
Receipts from Non-Alberta Facilities	0.0	0.0	0.0	0.0	0.0	0.0	0.0	0.0	0.0	0.0	0.0	0.0	0.0
Dispositions													
Disposition	Battery	0.0	0.0	0.0	0.0	0.0	0.0	0.0	0.0	0.0	0.0	0.0	0.0
	Gas Gathering System	0.0	0.0	160.2	220.5	154.4	122.3	160.8	155.1	142.3	0.0	0.0	1,115.6
	Gas Plant	0.0	0.0	0.0	0.0	0.0	0.0	0.0	0.0	0.0	0.0	0.0	0.0
	Injection Facility	0.0	0.0	0.0	0.0	0.0	0.0	0.0	0.0	0.0	0.0	0.0	0.0
	Meter Station	0.0	0.0	0.0	0.0	0.0	0.0	0.0	0.0	0.0	0.0	0.0	0.0
	Other	0.0	0.0	0.0	0.0	0.0	0.0	0.0	0.0	0.0	0.0	0.0	0.0
	Alberta Commercial	0.0	0.0	0.0	0.0	0.0	0.0	0.0	0.0	0.0	0.0	0.0	0.0
	Alberta Industrial	0.0	0.0	0.0	0.0	0.0	0.0	0.0	0.0	0.0	0.0	0.0	0.0
	Alberta Residential	0.0	0.0	0.0	0.0	0.0	0.0	0.0	0.0	0.0	0.0	0.0	0.0
	Alberta Elec.Generation	0.0	0.0	0.0	0.0	0.0	0.0	0.0	0.0	0.0	0.0	0.0	0.0
Shrinkage	Acid Gas	0.0	0.0	0.0	0.0	0.0	0.0	0.0	0.0	0.0	0.0	0.0	0.0
	Other products	0.0	0.0	0.7	1.4	0.8	1.4	0.6	0.8	0.5	0.0	0.0	6.2
Fuel		0.0	0.0	0.0	0.0	0.0	0.0	0.0	0.0	0.0	0.0	0.0	0.0
Flared		0.0	0.0	0.0	0.0	0.0	0.0	0.0	0.0	0.0	0.0	0.0	0.0
Vented		0.0	0.0	0.0	0.0	0.0	0.0	0.0	0.0	0.0	0.0	0.0	0.0
Diff and Other		0.0	0.0	-0.7	-1.4	-0.8	-1.4	-0.6	-0.8	-0.5	0.0	0.0	-6.2
Process and Frac													
Pentanes Plus		0.0	0.0	3.5	6.9	4.1	7.0	2.9	3.7	2.5	0.0	0.0	30.6
Propane		0.0	0.0	0.0	0.0	0.0	0.0	0.0	0.0	0.0	0.0	0.0	0.0
Butanes		0.0	0.0	0.0	0.0	0.0	0.0	0.0	0.0	0.0	0.0	0.0	0.0
Ethane		0.0	0.0	0.0	0.0	0.0	0.0	0.0	0.0	0.0	0.0	0.0	0.0
NGL		0.0	0.0	0.0	0.0	0.0	0.0	0.0	0.0	0.0	0.0	0.0	0.0
Sulphur		0.0	0.0	0.0	0.0	0.0	0.0	0.0	0.0	0.0	0.0	0.0	0.0
Sulphur Closing Inv		0.0	0.0	0.0	0.0	0.0	0.0	0.0	0.0	0.0	0.0	0.0	0.0

Unit of Measurement: Gas and Gas equivalent products: 1000m3, Liquids: m3, Sulphur: MTS

VPR6200
Facility ID ABGS0144050

Facility Name WASKAHIGAN MGS 10-29-062-23W5

Facility Licence # 49312

Facility Operator A5A3 PEMBINA GASSER

Production Month	201701	201702	201703	201704	201705	201706	201707	201708	201709	201710	201711	201712	Totals
Receipts													
Receipts from Alberta Facilities	0.0	0.0	0.0	0.0	0.0	0.0	0.0	0.0	0.0	9,187.3	20,284.6	18,061.4	47,533.3
Receipts from Non-Alberta Facilities	0.0	0.0	0.0	0.0	0.0	0.0	0.0	0.0	0.0	0.0	0.0	0.0	0.0
Dispositions													
Disposition	Battery	0.0	0.0	0.0	0.0	0.0	0.0	0.0	0.0	0.0	0.0	0.0	0.0
	Gas Gathering System	0.0	0.0	0.0	0.0	0.0	0.0	0.0	0.0	0.0	1.8	26.9	41.4
	Gas Plant	0.0	0.0	0.0	0.0	0.0	0.0	0.0	0.0	0.0	7,293.7	16,398.3	15,160.6
	Injection Facility	0.0	0.0	0.0	0.0	0.0	0.0	0.0	0.0	0.0	0.0	0.0	0.0
	Meter Station	0.0	0.0	0.0	0.0	0.0	0.0	0.0	0.0	0.0	0.0	0.0	0.0
	Other	0.0	0.0	0.0	0.0	0.0	0.0	0.0	0.0	0.0	0.0	0.0	0.0
	Alberta Commercial	0.0	0.0	0.0	0.0	0.0	0.0	0.0	0.0	0.0	0.0	0.0	0.0
	Alberta Industrial	0.0	0.0	0.0	0.0	0.0	0.0	0.0	0.0	0.0	0.0	0.0	0.0
	Alberta Residential	0.0	0.0	0.0	0.0	0.0	0.0	0.0	0.0	0.0	0.0	0.0	0.0
	Alberta Elec.Generation	0.0	0.0	0.0	0.0	0.0	0.0	0.0	0.0	0.0	0.0	0.0	0.0
Shrinkage	Acid Gas	0.0	0.0	0.0	0.0	0.0	0.0	0.0	0.0	0.0	0.0	0.0	0.0
	Other products	0.0	0.0	0.0	0.0	0.0	0.0	0.0	0.0	0.0	2,304.1	4,678.1	3,630.4
Fuel		0.0	0.0	0.0	0.0	0.0	0.0	0.0	0.0	0.0	380.3	680.9	684.1
Flared		0.0	0.0	0.0	0.0	0.0	0.0	0.0	0.0	0.0	0.0	0.0	0.0
Vented		0.0	0.0	0.0	0.0	0.0	0.0	0.0	0.0	0.0	0.0	0.0	0.0
Diff and Other		0.0	0.0	0.0	0.0	0.0	0.0	0.0	0.0	0.0	-792.6	-1,499.6	-1,455.1
Process and Frac													
Pentanes Plus		0.0	0.0	0.0	0.0	0.0	0.0	0.0	0.0	0.0	11,148.8	22,635.8	17,566.1
Propane		0.0	0.0	0.0	0.0	0.0	0.0	0.0	0.0	0.0	0.0	0.0	0.0
Butanes		0.0	0.0	0.0	0.0	0.0	0.0	0.0	0.0	0.0	0.0	0.0	0.0
Ethane		0.0	0.0	0.0	0.0	0.0	0.0	0.0	0.0	0.0	0.0	0.0	0.0
NGL		0.0	0.0	0.0	0.0	0.0	0.0	0.0	0.0	0.0	0.0	0.0	0.0
Sulphur		0.0	0.0	0.0	0.0	0.0	0.0	0.0	0.0	0.0	0.0	0.0	0.0
Sulphur Closing Inv		0.0	0.0	0.0	0.0	0.0	0.0	0.0	0.0	0.0	0.0	0.0	0.0

VPR6200

Facility ID ABGS0144211

Facility Name TAQA NORTH 02-22 Gas Group Inlet Sep

Facility Licence # 20479

Facility Operator A2TG TQN

Production Month	201701	201702	201703	201704	201705	201706	201707	201708	201709	201710	201711	201712	Totals
Receipts													
Receipts from Alberta Facilities	0.0	0.0	0.0	2,606.9	3,087.2	2,222.4	3,205.8	3,316.1	2,191.1	3,267.2	2,846.6	3,151.6	25,894.9
Receipts from Non-Alberta Facilities	0.0	0.0	0.0	0.0	0.0	0.0	0.0	0.0	0.0	0.0	0.0	0.0	0.0
Dispositions													
Disposition Battery	0.0	0.0	0.0	0.0	0.0	0.0	0.0	0.0	0.0	0.0	0.0	0.0	0.0
Gas Gathering System	0.0	0.0	0.0	2,587.6	3,027.1	2,147.8	3,282.3	3,359.3	2,245.6	3,346.4	2,878.2	3,152.8	26,027.1
Gas Plant	0.0	0.0	0.0	0.0	0.0	0.0	0.0	0.0	0.0	0.0	0.0	0.0	0.0
Injection Facility	0.0	0.0	0.0	0.0	0.0	0.0	0.0	0.0	0.0	0.0	0.0	0.0	0.0
Meter Station	0.0	0.0	0.0	0.0	0.0	0.0	0.0	0.0	0.0	0.0	0.0	0.0	0.0
Other	0.0	0.0	0.0	0.0	0.0	0.0	0.0	0.0	0.0	0.0	0.0	0.0	0.0
Alberta Commercial	0.0	0.0	0.0	0.0	0.0	0.0	0.0	0.0	0.0	0.0	0.0	0.0	0.0
Alberta Industrial	0.0	0.0	0.0	0.0	0.0	0.0	0.0	0.0	0.0	0.0	0.0	0.0	0.0
Alberta Residential	0.0	0.0	0.0	0.0	0.0	0.0	0.0	0.0	0.0	0.0	0.0	0.0	0.0
Alberta Elec.Generation	0.0	0.0	0.0	0.0	0.0	0.0	0.0	0.0	0.0	0.0	0.0	0.0	0.0
Shrinkage Acid Gas	0.0	0.0	0.0	0.0	0.0	0.0	0.0	0.0	0.0	0.0	0.0	0.0	0.0
Other products	0.0	0.0	0.0	7.9	4.8	2.1	2.0	0.7	0.4	0.5	1.1	1.4	20.9
Fuel	0.0	0.0	0.0	0.0	0.0	0.0	0.0	0.0	0.0	0.0	0.0	0.0	0.0
Flared	0.0	0.0	0.0	0.0	0.0	0.0	0.0	0.0	0.0	0.0	0.0	0.0	0.0
Vented	0.0	0.0	0.0	0.0	0.0	0.0	0.0	0.0	0.0	0.0	0.0	0.0	0.0
Diff and Other	0.0	0.0	0.0	11.4	55.3	72.5	-78.5	-43.9	-54.9	-79.7	-32.7	-2.6	-153.1
Process and Frac													
Pentanes Plus	0.0	0.0	0.0	38.2	23.1	10.1	9.9	3.4	1.7	2.3	5.2	7.0	100.9
Propane	0.0	0.0	0.0	0.0	0.0	0.0	0.0	0.0	0.0	0.0	0.0	0.0	0.0
Butanes	0.0	0.0	0.0	0.0	0.0	0.0	0.0	0.0	0.0	0.0	0.0	0.0	0.0
Ethane	0.0	0.0	0.0	0.0	0.0	0.0	0.0	0.0	0.0	0.0	0.0	0.0	0.0
NGL	0.0	0.0	0.0	0.0	0.0	0.0	0.0	0.0	0.0	0.0	0.0	0.0	0.0
Sulphur	0.0	0.0	0.0	0.0	0.0	0.0	0.0	0.0	0.0	0.0	0.0	0.0	0.0
Sulphur Closing Inv	0.0	0.0	0.0	0.0	0.0	0.0	0.0	0.0	0.0	0.0	0.0	0.0	0.0

Unit of Measurement: Gas and Gas equivalent products: 1000m3, Liquids: m3, Sulphur: MTS

VPR6200
Facility ID ABGS0144267

Facility Name Placid 06-29-060-23W5 GGS

Facility Licence # 49332

Facility Operator A28L ATH

Production Month	201701	201702	201703	201704	201705	201706	201707	201708	201709	201710	201711	201712	Totals
SHUTIN													
Receipts													
Receipts from Alberta Facilities	0.0	0.0	0.0	10,987.2	26,720.3	29,037.4	29,060.4	14,588.1	0.0	0.0	0.0	0.0	110,393.4
Receipts from Non-Alberta Facilities	0.0	0.0	0.0	0.0	0.0	0.0	0.0	0.0	0.0	0.0	0.0	0.0	0.0
Dispositions													
Disposition													
Battery	0.0	0.0	0.0	0.0	578.9	0.0	0.0	135.2	0.0	0.0	0.0	0.0	714.1
Gas Gathering System	0.0	0.0	0.0	11,010.3	25,544.7	30,919.4	25,096.4	14,550.2	0.0	0.0	0.0	0.0	107,121.0
Gas Plant	0.0	0.0	0.0	0.0	0.0	0.0	0.0	0.0	0.0	0.0	0.0	0.0	0.0
Injection Facility	0.0	0.0	0.0	0.0	0.0	0.0	0.0	0.0	0.0	0.0	0.0	0.0	0.0
Meter Station	0.0	0.0	0.0	0.0	0.0	0.0	0.0	0.0	0.0	0.0	0.0	0.0	0.0
Other	0.0	0.0	0.0	0.0	0.0	0.0	0.0	0.0	0.0	0.0	0.0	0.0	0.0
Alberta Commercial	0.0	0.0	0.0	0.0	0.0	0.0	0.0	0.0	0.0	0.0	0.0	0.0	0.0
Alberta Industrial	0.0	0.0	0.0	0.0	0.0	0.0	0.0	0.0	0.0	0.0	0.0	0.0	0.0
Alberta Residential	0.0	0.0	0.0	0.0	0.0	0.0	0.0	0.0	0.0	0.0	0.0	0.0	0.0
Alberta Elec.Generation	0.0	0.0	0.0	0.0	0.0	0.0	0.0	0.0	0.0	0.0	0.0	0.0	0.0
Shrinkage													
Acid Gas	0.0	0.0	0.0	0.0	0.0	0.0	0.0	0.0	0.0	0.0	0.0	0.0	0.0
Other products	0.0	0.0	0.0	0.0	0.0	0.0	3,404.7	2,200.4	0.0	0.0	0.0	0.0	5,605.1
Fuel	0.0	0.0	0.0	462.0	778.7	680.0	906.6	539.0	0.0	0.0	0.0	0.0	3,366.3
Flared	0.0	0.0	0.0	29.0	26.5	0.0	0.0	0.0	0.0	0.0	0.0	0.0	55.5
Vented	0.0	0.0	0.0	0.0	0.0	0.0	0.0	0.0	0.0	0.0	0.0	0.0	0.0
Diff and Other	0.0	0.0	0.0	-514.1	-208.5	-2,562.0	-347.3	-2,836.7	0.0	0.0	0.0	0.0	-6,468.6
Process and Frac													
Pentanes Plus	0.0	0.0	0.0	0.0	0.0	0.0	16,473.9	10,646.9	0.0	0.0	0.0	0.0	27,120.8
Propane	0.0	0.0	0.0	0.0	0.0	0.0	0.0	0.0	0.0	0.0	0.0	0.0	0.0
Butanes	0.0	0.0	0.0	0.0	0.0	0.0	0.0	0.0	0.0	0.0	0.0	0.0	0.0
Ethane	0.0	0.0	0.0	0.0	0.0	0.0	0.0	0.0	0.0	0.0	0.0	0.0	0.0
NGL	0.0	0.0	0.0	0.0	0.0	0.0	0.0	0.0	0.0	0.0	0.0	0.0	0.0
Sulphur	0.0	0.0	0.0	0.0	0.0	0.0	0.0	0.0	0.0	0.0	0.0	0.0	0.0
Sulphur Closing Inv	0.0	0.0	0.0	0.0	0.0	0.0	0.0	0.0	0.0	0.0	0.0	0.0	0.0

VPR6200

Facility ID ABGS0144531

Facility Name Karr 07-11-064-04W6 GGS (Para)

Facility Licence # 36115

Facility Operator A54C 7GEN

Production Month	201701	201702	201703	201704	201705	201706	201707	201708	201709	201710	201711	201712	Totals
Receipts													
Receipts from Alberta Facilities	0.0	0.0	0.0	44,001.0	11,090.5	15,651.9	2,416.2	13,929.5	2,096.2	8,397.4	39,303.8	54,158.5	191,045.0
Receipts from Non-Alberta Facilities	0.0	0.0	0.0	0.0	0.0	0.0	0.0	0.0	0.0	0.0	0.0	0.0	0.0
Dispositions													
Disposition													
Battery	0.0	0.0	0.0	0.0	0.0	0.0	0.0	0.0	0.0	0.0	0.0	0.0	0.0
Gas Gathering System	0.0	0.0	0.0	42,486.2	9,606.6	13,185.6	2,035.7	11,420.5	1,977.5	7,107.0	37,108.5	49,118.8	174,046.4
Gas Plant	0.0	0.0	0.0	0.0	0.0	0.0	0.0	0.0	0.0	0.0	0.0	0.0	0.0
Injection Facility	0.0	0.0	0.0	0.0	0.0	0.0	0.0	0.0	0.0	0.0	0.0	0.0	0.0
Meter Station	0.0	0.0	0.0	0.0	0.0	0.0	0.0	0.0	0.0	0.0	0.0	0.0	0.0
Other	0.0	0.0	0.0	0.0	0.0	0.0	0.0	0.0	0.0	0.0	0.0	0.0	0.0
Alberta Commercial	0.0	0.0	0.0	0.0	0.0	0.0	0.0	0.0	0.0	0.0	0.0	0.0	0.0
Alberta Industrial	0.0	0.0	0.0	0.0	0.0	0.0	0.0	0.0	0.0	0.0	0.0	0.0	0.0
Alberta Residential	0.0	0.0	0.0	0.0	0.0	0.0	0.0	0.0	0.0	0.0	0.0	0.0	0.0
Alberta Elec.Generation	0.0	0.0	0.0	0.0	0.0	0.0	0.0	0.0	0.0	0.0	0.0	0.0	0.0
Shrinkage													
Acid Gas	0.0	0.0	0.0	0.0	0.0	0.0	0.0	0.0	0.0	0.0	0.0	0.0	0.0
Other products	0.0	0.0	0.0	0.0	1,358.7	2,867.1	386.9	2,408.9	114.7	465.3	3,261.5	6,004.7	16,867.8
Fuel	0.0	0.0	0.0	0.0	0.0	0.0	0.0	0.0	0.0	0.0	0.0	0.0	0.0
Flared	0.0	0.0	0.0	0.0	0.0	0.0	0.0	0.0	0.0	0.0	0.0	0.0	0.0
Vented	0.0	0.0	0.0	0.0	0.0	0.0	0.0	0.0	0.0	0.0	0.0	0.0	0.0
Diff and Other	0.0	0.0	0.0	1,514.8	125.2	-400.8	-6.4	100.1	4.0	825.1	-1,066.2	-965.0	130.8
Process and Frac													
Pentanes Plus	0.0	0.0	0.0	0.0	6,574.1	13,872.6	1,872.1	11,656.0	555.2	2,251.5	15,781.1	29,054.7	81,617.3
Propane	0.0	0.0	0.0	0.0	0.0	0.0	0.0	0.0	0.0	0.0	0.0	0.0	0.0
Butanes	0.0	0.0	0.0	0.0	0.0	0.0	0.0	0.0	0.0	0.0	0.0	0.0	0.0
Ethane	0.0	0.0	0.0	0.0	0.0	0.0	0.0	0.0	0.0	0.0	0.0	0.0	0.0
NGL	0.0	0.0	0.0	0.0	0.0	0.0	0.0	0.0	0.0	0.0	0.0	0.0	0.0
Sulphur	0.0	0.0	0.0	0.0	0.0	0.0	0.0	0.0	0.0	0.0	0.0	0.0	0.0
Sulphur Closing Inv	0.0	0.0	0.0	0.0	0.0	0.0	0.0	0.0	0.0	0.0	0.0	0.0	0.0

VPR6200

Facility ID ABGS0144890

Facility Name BEC EDSON 11-32-52-16

Facility Licence # 12191

Facility Operator A5RX BEC

Production Month	201701	201702	201703	201704	201705	201706	201707	201708	201709	201710	201711	201712	Totals
Receipts													
Receipts from Alberta Facilities	0.0	0.0	0.0	0.0	0.0	6,980.5	7,284.2	7,194.2	5,244.5	2,587.6	6,678.1	6,495.9	42,465.0
Receipts from Non-Alberta Facilities	0.0	0.0	0.0	0.0	0.0	0.0	0.0	0.0	0.0	0.0	0.0	0.0	0.0
Dispositions													
Disposition Battery	0.0	0.0	0.0	0.0	0.0	5,576.9	0.0	0.0	0.0	0.0	0.0	0.0	5,576.9
Gas Gathering System	0.0	0.0	0.0	0.0	0.0	1,406.0	7,122.7	7,025.6	4,917.3	0.0	0.0	0.0	20,471.6
Gas Plant	0.0	0.0	0.0	0.0	0.0	0.0	0.0	0.0	0.0	2,441.0	6,545.1	6,328.4	15,314.5
Injection Facility	0.0	0.0	0.0	0.0	0.0	0.0	0.0	0.0	0.0	0.0	0.0	0.0	0.0
Meter Station	0.0	0.0	0.0	0.0	0.0	0.0	0.0	0.0	0.0	0.0	0.0	0.0	0.0
Other	0.0	0.0	0.0	0.0	0.0	0.0	0.0	0.0	0.0	0.0	0.0	0.0	0.0
Alberta Commercial	0.0	0.0	0.0	0.0	0.0	0.0	0.0	0.0	0.0	0.0	0.0	0.0	0.0
Alberta Industrial	0.0	0.0	0.0	0.0	0.0	0.0	0.0	0.0	0.0	0.0	0.0	0.0	0.0
Alberta Residential	0.0	0.0	0.0	0.0	0.0	0.0	0.0	0.0	0.0	0.0	0.0	0.0	0.0
Alberta Elec.Generation	0.0	0.0	0.0	0.0	0.0	0.0	0.0	0.0	0.0	0.0	0.0	0.0	0.0
Shrinkage Acid Gas	0.0	0.0	0.0	0.0	0.0	0.0	0.0	0.0	0.0	0.0	0.0	0.0	0.0
Other products	0.0	0.0	0.0	0.0	0.0	0.2	2.8	12.9	7.5	7.2	24.1	0.0	54.7
Fuel	0.0	0.0	0.0	0.0	0.0	0.0	159.0	168.6	130.8	72.5	188.9	195.5	915.3
Flared	0.0	0.0	0.0	0.0	0.0	0.0	0.0	0.0	0.0	0.0	0.0	0.0	0.0
Vented	0.0	0.0	0.0	0.0	0.0	0.0	0.0	0.0	0.0	0.0	0.0	0.0	0.0
Diff and Other	0.0	0.0	0.0	0.0	0.0	-2.6	-0.3	-12.9	188.9	66.9	-80.0	-28.0	132.0
Process and Frac													
Pentanes Plus	0.0	0.0	0.0	0.0	0.0	1.0	13.4	62.5	36.1	34.8	116.4	0.0	264.2
Propane	0.0	0.0	0.0	0.0	0.0	0.0	0.0	0.0	0.0	0.0	0.0	0.0	0.0
Butanes	0.0	0.0	0.0	0.0	0.0	0.0	0.0	0.0	0.0	0.0	0.0	0.0	0.0
Ethane	0.0	0.0	0.0	0.0	0.0	0.0	0.0	0.0	0.0	0.0	0.0	0.0	0.0
NGL	0.0	0.0	0.0	0.0	0.0	0.0	0.0	0.0	0.0	0.0	0.0	0.0	0.0
Sulphur	0.0	0.0	0.0	0.0	0.0	0.0	0.0	0.0	0.0	0.0	0.0	0.0	0.0
Sulphur Closing Inv	0.0	0.0	0.0	0.0	0.0	0.0	0.0	0.0	0.0	0.0	0.0	0.0	0.0

Unit of Measurement: Gas and Gas equivalent products: 1000m3, Liquids: m3, Sulphur: MTS

VPR6200

Facility ID ABGS0145011

Facility Name RMP ELMWORTH 02-23-068-03W6 GGS

Facility Licence # 49526

Facility Operator A1CL RMP

Production Month	201701	201702	201703	201704	201705	201706	201707	201708	201709	201710	201711	201712	Totals
Receipts													
Receipts from Alberta Facilities	0.0	0.0	0.0	0.0	0.0	2,931.0	5,182.2	5,574.3	5,574.3	8,216.4	7,836.5	8,428.0	43,742.7
Receipts from Non-Alberta Facilities	0.0	0.0	0.0	0.0	0.0	0.0	0.0	0.0	0.0	0.0	0.0	0.0	0.0
Dispositions													
Disposition	Battery	0.0	0.0	0.0	0.0	0.0	0.0	0.0	0.0	0.0	0.0	0.0	0.0
	Gas Gathering System	0.0	0.0	0.0	0.0	0.0	2,961.8	5,021.5	5,365.0	5,454.0	7,990.9	7,503.9	41,527.6
	Gas Plant	0.0	0.0	0.0	0.0	0.0	0.0	0.0	0.0	0.0	0.0	0.0	0.0
	Injection Facility	0.0	0.0	0.0	0.0	0.0	0.0	0.0	0.0	0.0	0.0	0.0	0.0
	Meter Station	0.0	0.0	0.0	0.0	0.0	0.0	0.0	0.0	0.0	0.0	0.0	0.0
	Other	0.0	0.0	0.0	0.0	0.0	0.0	0.0	0.0	0.0	0.0	0.0	0.0
	Alberta Commercial	0.0	0.0	0.0	0.0	0.0	0.0	0.0	0.0	0.0	0.0	0.0	0.0
	Alberta Industrial	0.0	0.0	0.0	0.0	0.0	0.0	0.0	0.0	0.0	0.0	0.0	0.0
	Alberta Residential	0.0	0.0	0.0	0.0	0.0	0.0	0.0	0.0	0.0	0.0	0.0	0.0
	Alberta Elec.Generation	0.0	0.0	0.0	0.0	0.0	0.0	0.0	0.0	0.0	0.0	0.0	0.0
Shrinkage	Acid Gas	0.0	0.0	0.0	0.0	0.0	0.0	0.0	0.0	0.0	0.0	0.0	0.0
	Other products	0.0	0.0	0.0	0.0	0.0	0.0	0.0	0.0	0.0	0.0	0.0	0.0
Fuel		0.0	0.0	0.0	0.0	0.0	98.3	189.9	240.1	262.1	383.4	426.3	2,057.7
Flared		0.0	0.0	0.0	0.0	0.0	10.0	17.8	0.0	8.7	0.5	6.7	45.8
Vented		0.0	0.0	0.0	0.0	0.0	0.0	0.0	0.0	0.0	0.0	0.0	0.0
Diff and Other		0.0	0.0	0.0	0.0	0.0	-139.1	-47.0	-30.8	-150.5	-158.4	-100.4	111.6
Process and Frac													
	Pentanes Plus	0.0	0.0	0.0	0.0	0.0	0.0	0.0	0.0	0.1	0.0	0.0	0.1
	Propane	0.0	0.0	0.0	0.0	0.0	0.0	0.0	0.0	0.0	0.0	0.0	0.0
	Butanes	0.0	0.0	0.0	0.0	0.0	0.0	0.0	0.0	0.0	0.0	0.0	0.0
	Ethane	0.0	0.0	0.0	0.0	0.0	0.0	0.0	0.0	0.0	0.0	0.0	0.0
	NGL	0.0	0.0	0.0	0.0	0.0	0.0	0.0	0.0	0.0	0.0	0.0	0.0
	Sulphur	0.0	0.0	0.0	0.0	0.0	0.0	0.0	0.0	0.0	0.0	0.0	0.0
	Sulphur Closing Inv	0.0	0.0	0.0	0.0	0.0	0.0	0.0	0.0	0.0	0.0	0.0	0.0

Unit of Measurement: Gas and Gas equivalent products: 1000m3, Liquids: m3, Sulphur: MTS

VPR6200

Facility ID ABGS0145223

Facility Name Berland 12-36-059-24W5 Comp GGS

Facility Licence # 36641

Facility Operator A5D4 CVE

Production Month	201701	201702	201703	201704	201705	201706	201707	201708	201709	201710	201711	201712	Totals
Receipts													
Receipts from Alberta Facilities	0.0	0.0	0.0	0.0	0.0	0.0	899.8	974.5	1,885.0	1,662.7	1,545.5	1,364.6	8,332.1
Receipts from Non-Alberta Facilities	0.0	0.0	0.0	0.0	0.0	0.0	0.0	0.0	0.0	0.0	0.0	0.0	0.0
Dispositions													
Disposition	Battery	0.0	0.0	0.0	0.0	0.0	0.0	0.0	0.0	0.0	0.0	0.0	0.0
	Gas Gathering System	0.0	0.0	0.0	0.0	0.0	868.8	941.0	1,855.1	1,627.4	1,511.1	1,329.3	8,132.7
	Gas Plant	0.0	0.0	0.0	0.0	0.0	0.0	0.0	0.0	0.0	0.0	0.0	0.0
	Injection Facility	0.0	0.0	0.0	0.0	0.0	0.0	0.0	0.0	0.0	0.0	0.0	0.0
	Meter Station	0.0	0.0	0.0	0.0	0.0	0.0	0.0	0.0	0.0	0.0	0.0	0.0
	Other	0.0	0.0	0.0	0.0	0.0	0.0	0.0	0.0	0.0	0.0	0.0	0.0
	Alberta Commercial	0.0	0.0	0.0	0.0	0.0	0.0	0.0	0.0	0.0	0.0	0.0	0.0
	Alberta Industrial	0.0	0.0	0.0	0.0	0.0	0.0	0.0	0.0	0.0	0.0	0.0	0.0
	Alberta Residential	0.0	0.0	0.0	0.0	0.0	0.0	0.0	0.0	0.0	0.0	0.0	0.0
	Alberta Elec.Generation	0.0	0.0	0.0	0.0	0.0	0.0	0.0	0.0	0.0	0.0	0.0	0.0
Shrinkage	Acid Gas	0.0	0.0	0.0	0.0	0.0	0.0	0.0	0.0	0.0	0.0	0.0	0.0
	Other products	0.0	0.0	0.0	0.0	0.0	0.2	0.0	0.0	0.0	0.0	0.6	0.8
Fuel		0.0	0.0	0.0	0.0	0.0	31.0	33.5	29.9	35.3	34.4	35.0	199.1
Flared		0.0	0.0	0.0	0.0	0.0	0.0	0.0	0.0	0.0	0.0	0.0	0.0
Vented		0.0	0.0	0.0	0.0	0.0	0.1	0.0	0.0	0.0	0.0	0.3	0.4
Diff and Other		0.0	0.0	0.0	0.0	0.0	-0.3	0.0	0.0	0.0	0.0	-0.6	-0.9
Process and Frac													
	Pentanes Plus	0.0	0.0	0.0	0.0	0.0	1.2	0.0	0.0	0.0	0.0	2.8	4.0
	Propane	0.0	0.0	0.0	0.0	0.0	0.0	0.0	0.0	0.0	0.0	0.0	0.0
	Butanes	0.0	0.0	0.0	0.0	0.0	0.0	0.0	0.0	0.0	0.0	0.0	0.0
	Ethane	0.0	0.0	0.0	0.0	0.0	0.0	0.0	0.0	0.0	0.0	0.0	0.0
	NGL	0.0	0.0	0.0	0.0	0.0	0.0	0.0	0.0	0.0	0.0	0.0	0.0
	Sulphur	0.0	0.0	0.0	0.0	0.0	0.0	0.0	0.0	0.0	0.0	0.0	0.0
	Sulphur Closing Inv	0.0	0.0	0.0	0.0	0.0	0.0	0.0	0.0	0.0	0.0	0.0	0.0

Unit of Measurement: Gas and Gas equivalent products: 1000m3, Liquids: m3, Sulphur: MTS

VPR6200

Facility ID ABGS0145286

Facility Name Berland 01-21-050-24W5 Comp GGS

Facility Licence # 35176

Facility Operator A5D4 CVE

Production Month	201701	201702	201703	201704	201705	201706	201707	201708	201709	201710	201711	201712	Totals
Receipts													
Receipts from Alberta Facilities	0.0	0.0	0.0	0.0	0.0	0.0	867.2	861.4	798.3	874.0	819.1	844.7	5,064.7
Receipts from Non-Alberta Facilities	0.0	0.0	0.0	0.0	0.0	0.0	0.0	0.0	0.0	0.0	0.0	0.0	0.0
Dispositions													
Disposition	Battery	0.0	0.0	0.0	0.0	0.0	0.0	0.0	0.0	0.0	0.0	0.0	0.0
	Gas Gathering System	0.0	0.0	0.0	0.0	0.0	816.4	829.2	756.9	842.3	781.2	809.9	4,835.9
	Gas Plant	0.0	0.0	0.0	0.0	0.0	0.0	0.0	0.0	0.0	0.0	0.0	0.0
	Injection Facility	0.0	0.0	0.0	0.0	0.0	0.0	0.0	0.0	0.0	0.0	0.0	0.0
	Meter Station	0.0	0.0	0.0	0.0	0.0	0.0	0.0	0.0	0.0	0.0	0.0	0.0
	Other	0.0	0.0	0.0	0.0	0.0	0.0	0.0	0.0	0.0	0.0	0.0	0.0
	Alberta Commercial	0.0	0.0	0.0	0.0	0.0	0.0	0.0	0.0	0.0	0.0	0.0	0.0
	Alberta Industrial	0.0	0.0	0.0	0.0	0.0	0.0	0.0	0.0	0.0	0.0	0.0	0.0
	Alberta Residential	0.0	0.0	0.0	0.0	0.0	0.0	0.0	0.0	0.0	0.0	0.0	0.0
	Alberta Elec.Generation	0.0	0.0	0.0	0.0	0.0	0.0	0.0	0.0	0.0	0.0	0.0	0.0
Shrinkage	Acid Gas	0.0	0.0	0.0	0.0	0.0	0.0	0.0	0.0	0.0	0.0	0.0	0.0
	Other products	0.0	0.0	0.0	0.0	0.0	0.1	0.0	0.5	0.0	0.0	0.0	0.6
Fuel		0.0	0.0	0.0	0.0	0.0	50.8	32.2	32.3	31.6	37.9	34.7	219.5
Flared		0.0	0.0	0.0	0.0	0.0	0.0	0.0	0.0	0.0	0.0	0.0	0.0
Vented		0.0	0.0	0.0	0.0	0.0	0.1	0.0	0.1	0.1	0.0	0.1	0.4
Diff and Other		0.0	0.0	0.0	0.0	0.0	-0.2	0.0	8.5	0.0	0.0	0.0	8.3
Process and Frac													
	Pentanes Plus	0.0	0.0	0.0	0.0	0.0	0.4	0.0	2.5	0.0	0.0	0.0	2.9
	Propane	0.0	0.0	0.0	0.0	0.0	0.0	0.0	0.0	0.0	0.0	0.0	0.0
	Butanes	0.0	0.0	0.0	0.0	0.0	0.0	0.0	0.0	0.0	0.0	0.0	0.0
	Ethane	0.0	0.0	0.0	0.0	0.0	0.0	0.0	0.0	0.0	0.0	0.0	0.0
	NGL	0.0	0.0	0.0	0.0	0.0	0.0	0.0	0.0	0.0	0.0	0.0	0.0
	Sulphur	0.0	0.0	0.0	0.0	0.0	0.0	0.0	0.0	0.0	0.0	0.0	0.0
	Sulphur Closing Inv	0.0	0.0	0.0	0.0	0.0	0.0	0.0	0.0	0.0	0.0	0.0	0.0

Unit of Measurement: Gas and Gas equivalent products: 1000m3, Liquids: m3, Sulphur: MTS

VPR6200

Facility ID ABGS0145287

Facility Name Berland 16-28-059-24W5 Comp GGS

Facility Licence # 26841

Facility Operator A5D4 CVE

Production Month	201701	201702	201703	201704	201705	201706	201707	201708	201709	201710	201711	201712	Totals
Receipts													
Receipts from Alberta Facilities	0.0	0.0	0.0	0.0	0.0	0.0	911.8	841.3	754.7	840.0	780.2	779.2	4,907.2
Receipts from Non-Alberta Facilities	0.0	0.0	0.0	0.0	0.0	0.0	0.0	0.0	0.0	0.0	0.0	0.0	0.0
Dispositions													
Disposition													
Battery	0.0	0.0	0.0	0.0	0.0	0.0	0.0	0.0	0.0	0.0	0.0	0.0	0.0
Gas Gathering System	0.0	0.0	0.0	0.0	0.0	0.0	879.1	809.3	720.9	809.8	749.9	747.9	4,716.9
Gas Plant	0.0	0.0	0.0	0.0	0.0	0.0	0.0	0.0	0.0	0.0	0.0	0.0	0.0
Injection Facility	0.0	0.0	0.0	0.0	0.0	0.0	0.0	0.0	0.0	0.0	0.0	0.0	0.0
Meter Station	0.0	0.0	0.0	0.0	0.0	0.0	0.0	0.0	0.0	0.0	0.0	0.0	0.0
Other	0.0	0.0	0.0	0.0	0.0	0.0	0.0	0.0	0.0	0.0	0.0	0.0	0.0
Alberta Commercial	0.0	0.0	0.0	0.0	0.0	0.0	0.0	0.0	0.0	0.0	0.0	0.0	0.0
Alberta Industrial	0.0	0.0	0.0	0.0	0.0	0.0	0.0	0.0	0.0	0.0	0.0	0.0	0.0
Alberta Residential	0.0	0.0	0.0	0.0	0.0	0.0	0.0	0.0	0.0	0.0	0.0	0.0	0.0
Alberta Elec.Generation	0.0	0.0	0.0	0.0	0.0	0.0	0.0	0.0	0.0	0.0	0.0	0.0	0.0
Shrinkage													
Acid Gas	0.0	0.0	0.0	0.0	0.0	0.0	0.0	0.0	0.0	0.0	0.0	0.0	0.0
Other products	0.0	0.0	0.0	0.0	0.0	0.0	0.1	0.0	0.0	0.0	0.0	0.0	0.1
Fuel	0.0	0.0	0.0	0.0	0.0	0.0	32.6	32.0	33.7	30.2	30.3	31.2	190.0
Flared	0.0	0.0	0.0	0.0	0.0	0.0	0.0	0.0	0.0	0.0	0.0	0.0	0.0
Vented	0.0	0.0	0.0	0.0	0.0	0.0	0.1	0.0	0.1	0.0	0.0	0.1	0.3
Diff and Other	0.0	0.0	0.0	0.0	0.0	0.0	-0.1	0.0	0.0	0.0	0.0	0.0	-0.1
Process and Frac													
Pentanes Plus	0.0	0.0	0.0	0.0	0.0	0.0	0.3	0.0	0.0	0.0	0.0	0.0	0.3
Propane	0.0	0.0	0.0	0.0	0.0	0.0	0.0	0.0	0.0	0.0	0.0	0.0	0.0
Butanes	0.0	0.0	0.0	0.0	0.0	0.0	0.0	0.0	0.0	0.0	0.0	0.0	0.0
Ethane	0.0	0.0	0.0	0.0	0.0	0.0	0.0	0.0	0.0	0.0	0.0	0.0	0.0
NGL	0.0	0.0	0.0	0.0	0.0	0.0	0.0	0.0	0.0	0.0	0.0	0.0	0.0
Sulphur	0.0	0.0	0.0	0.0	0.0	0.0	0.0	0.0	0.0	0.0	0.0	0.0	0.0
Sulphur Closing Inv	0.0	0.0	0.0	0.0	0.0	0.0	0.0	0.0	0.0	0.0	0.0	0.0	0.0

Unit of Measurement: Gas and Gas equivalent products: 1000m3, Liquids: m3, Sulphur: MTS

VPR6200

Facility ID ABGS0145324

Facility Name Velvet Pembina 02/13-18-049-12W5 GS

Facility Licence # 49898

Facility Operator A5YK VELVET

Production Month	201701	201702	201703	201704	201705	201706	201707	201708	201709	201710	201711	201712	Totals
Receipts													
Receipts from Alberta Facilities	0.0	0.0	0.0	0.0	0.0	0.0	134.7	1,235.5	1,366.9	1,374.1	1,192.5	1,158.2	6,461.9
Receipts from Non-Alberta Facilities	0.0	0.0	0.0	0.0	0.0	0.0	0.0	0.0	0.0	0.0	0.0	0.0	0.0
Dispositions													
Disposition													
Battery	0.0	0.0	0.0	0.0	0.0	0.0	0.0	0.0	0.0	0.0	0.0	0.0	0.0
Gas Gathering System	0.0	0.0	0.0	0.0	0.0	0.0	122.6	1,175.5	1,332.4	1,339.8	1,163.8	1,128.8	6,262.9
Gas Plant	0.0	0.0	0.0	0.0	0.0	0.0	0.0	0.0	0.0	0.0	0.0	0.0	0.0
Injection Facility	0.0	0.0	0.0	0.0	0.0	0.0	0.0	0.0	0.0	0.0	0.0	0.0	0.0
Meter Station	0.0	0.0	0.0	0.0	0.0	0.0	0.0	0.0	0.0	0.0	0.0	0.0	0.0
Other	0.0	0.0	0.0	0.0	0.0	0.0	0.0	0.0	0.0	0.0	0.0	0.0	0.0
Alberta Commercial	0.0	0.0	0.0	0.0	0.0	0.0	0.0	0.0	0.0	0.0	0.0	0.0	0.0
Alberta Industrial	0.0	0.0	0.0	0.0	0.0	0.0	0.0	0.0	0.0	0.0	0.0	0.0	0.0
Alberta Residential	0.0	0.0	0.0	0.0	0.0	0.0	0.0	0.0	0.0	0.0	0.0	0.0	0.0
Alberta Elec.Generation	0.0	0.0	0.0	0.0	0.0	0.0	0.0	0.0	0.0	0.0	0.0	0.0	0.0
Shrinkage													
Acid Gas	0.0	0.0	0.0	0.0	0.0	0.0	0.0	0.0	0.0	0.0	0.0	0.0	0.0
Other products	0.0	0.0	0.0	0.0	0.0	0.0	4.4	31.8	42.5	41.4	37.5	26.6	184.2
Fuel	0.0	0.0	0.0	0.0	0.0	0.0	10.2	56.6	33.6	33.4	28.7	28.2	190.7
Flared	0.0	0.0	0.0	0.0	0.0	0.0	1.9	0.0	0.0	0.0	0.0	0.0	1.9
Vented	0.0	0.0	0.0	0.0	0.0	0.0	0.0	3.4	0.9	0.9	0.0	1.2	6.4
Diff and Other	0.0	0.0	0.0	0.0	0.0	0.0	-4.4	-31.8	-42.5	-41.4	-37.5	-26.6	-184.2
Process and Frac													
Pentanes Plus	0.0	0.0	0.0	0.0	0.0	0.0	21.4	154.1	205.4	200.5	181.5	128.5	891.4
Propane	0.0	0.0	0.0	0.0	0.0	0.0	0.0	0.0	0.0	0.0	0.0	0.0	0.0
Butanes	0.0	0.0	0.0	0.0	0.0	0.0	0.0	0.0	0.0	0.0	0.0	0.0	0.0
Ethane	0.0	0.0	0.0	0.0	0.0	0.0	0.0	0.0	0.0	0.0	0.0	0.0	0.0
NGL	0.0	0.0	0.0	0.0	0.0	0.0	0.0	0.0	0.0	0.0	0.0	0.0	0.0
Sulphur	0.0	0.0	0.0	0.0	0.0	0.0	0.0	0.0	0.0	0.0	0.0	0.0	0.0
Sulphur Closing Inv	0.0	0.0	0.0	0.0	0.0	0.0	0.0	0.0	0.0	0.0	0.0	0.0	0.0

Unit of Measurement: Gas and Gas equivalent products: 1000m3, Liquids: m3, Sulphur: MTS

VPR6200

Facility ID ABGS0145536

Facility Name Berland 09-05-059-24W5 Comp GGS

Facility Licence # 35755

Facility Operator A5D4 CVE

Production Month	201701	201702	201703	201704	201705	201706	201707	201708	201709	201710	201711	201712	Totals
Receipts													
Receipts from Alberta Facilities	0.0	0.0	0.0	0.0	0.0	0.0	0.0	721.2	747.8	785.7	774.5	774.6	3,803.8
Receipts from Non-Alberta Facilities	0.0	0.0	0.0	0.0	0.0	0.0	0.0	0.0	0.0	0.0	0.0	0.0	0.0
Dispositions													
Disposition	Battery	0.0	0.0	0.0	0.0	0.0	0.0	0.0	0.0	0.0	0.0	0.0	0.0
	Gas Gathering System	0.0	0.0	0.0	0.0	0.0	0.0	677.0	736.6	746.2	730.8	736.5	3,627.1
	Gas Plant	0.0	0.0	0.0	0.0	0.0	0.0	0.0	0.0	0.0	0.0	0.0	0.0
	Injection Facility	0.0	0.0	0.0	0.0	0.0	0.0	0.0	0.0	0.0	0.0	0.0	0.0
	Meter Station	0.0	0.0	0.0	0.0	0.0	0.0	0.0	0.0	0.0	0.0	0.0	0.0
	Other	0.0	0.0	0.0	0.0	0.0	0.0	0.0	0.0	0.0	0.0	0.0	0.0
	Alberta Commercial	0.0	0.0	0.0	0.0	0.0	0.0	0.0	0.0	0.0	0.0	0.0	0.0
	Alberta Industrial	0.0	0.0	0.0	0.0	0.0	0.0	0.0	0.0	0.0	0.0	0.0	0.0
	Alberta Residential	0.0	0.0	0.0	0.0	0.0	0.0	0.0	0.0	0.0	0.0	0.0	0.0
	Alberta Elec.Generation	0.0	0.0	0.0	0.0	0.0	0.0	0.0	0.0	0.0	0.0	0.0	0.0
Shrinkage	Acid Gas	0.0	0.0	0.0	0.0	0.0	0.0	0.0	0.0	0.0	0.0	0.0	0.0
	Other products	0.0	0.0	0.0	0.0	0.0	0.0	0.0	0.0	0.0	0.0	0.3	0.3
Fuel		0.0	0.0	0.0	0.0	0.0	0.0	44.2	11.2	39.5	43.7	38.0	176.6
Flared		0.0	0.0	0.0	0.0	0.0	0.0	0.0	0.0	0.0	0.0	0.0	0.0
Vented		0.0	0.0	0.0	0.0	0.0	0.0	0.0	0.0	0.0	0.0	0.1	0.1
Diff and Other		0.0	0.0	0.0	0.0	0.0	0.0	0.0	0.0	0.0	0.0	-0.3	-0.3
Process and Frac													
Pentanes Plus		0.0	0.0	0.0	0.0	0.0	0.0	0.0	0.0	0.0	0.0	1.6	1.6
Propane		0.0	0.0	0.0	0.0	0.0	0.0	0.0	0.0	0.0	0.0	0.0	0.0
Butanes		0.0	0.0	0.0	0.0	0.0	0.0	0.0	0.0	0.0	0.0	0.0	0.0
Ethane		0.0	0.0	0.0	0.0	0.0	0.0	0.0	0.0	0.0	0.0	0.0	0.0
NGL		0.0	0.0	0.0	0.0	0.0	0.0	0.0	0.0	0.0	0.0	0.0	0.0
Sulphur		0.0	0.0	0.0	0.0	0.0	0.0	0.0	0.0	0.0	0.0	0.0	0.0
Sulphur Closing Inv		0.0	0.0	0.0	0.0	0.0	0.0	0.0	0.0	0.0	0.0	0.0	0.0

Unit of Measurement: Gas and Gas equivalent products: 1000m3, Liquids: m3, Sulphur: MTS

VPR6200

Facility ID ABGS0145958

Facility Name Fox Creek Kaybob 05-33-063-20W5

Facility Licence # 49321

Facility Operator A2F0

Production Month	201701	201702	201703	201704	201705	201706	201707	201708	201709	201710	201711	201712	Totals
Receipts													
Receipts from Alberta Facilities	0.0	0.0	0.0	0.0	0.0	0.0	0.0	0.0	0.0	0.0	25,760.2	41,882.6	67,642.8
Receipts from Non-Alberta Facilities	0.0	0.0	0.0	0.0	0.0	0.0	0.0	0.0	0.0	0.0	0.0	0.0	0.0
Dispositions													
Disposition	Battery	0.0	0.0	0.0	0.0	0.0	0.0	0.0	0.0	0.0	0.0	0.0	0.0
	Gas Gathering System	0.0	0.0	0.0	0.0	0.0	0.0	0.0	0.0	0.0	0.0	0.0	0.0
	Gas Plant	0.0	0.0	0.0	0.0	0.0	0.0	0.0	0.0	0.0	19,827.8	32,623.7	52,451.5
	Injection Facility	0.0	0.0	0.0	0.0	0.0	0.0	0.0	0.0	0.0	0.0	0.0	0.0
	Meter Station	0.0	0.0	0.0	0.0	0.0	0.0	0.0	0.0	0.0	0.0	0.0	0.0
	Other	0.0	0.0	0.0	0.0	0.0	0.0	0.0	0.0	0.0	0.0	0.0	0.0
	Alberta Commercial	0.0	0.0	0.0	0.0	0.0	0.0	0.0	0.0	0.0	0.0	0.0	0.0
	Alberta Industrial	0.0	0.0	0.0	0.0	0.0	0.0	0.0	0.0	0.0	0.0	0.0	0.0
	Alberta Residential	0.0	0.0	0.0	0.0	0.0	0.0	0.0	0.0	0.0	0.0	0.0	0.0
	Alberta Elec.Generation	0.0	0.0	0.0	0.0	0.0	0.0	0.0	0.0	0.0	0.0	0.0	0.0
Shrinkage	Acid Gas	0.0	0.0	0.0	0.0	0.0	0.0	0.0	0.0	0.0	0.0	0.0	0.0
	Other products	0.0	0.0	0.0	0.0	0.0	0.0	0.0	0.0	0.0	5,574.7	9,632.6	15,207.3
Fuel		0.0	0.0	0.0	0.0	0.0	0.0	0.0	0.0	0.0	539.6	811.1	1,350.7
Flared		0.0	0.0	0.0	0.0	0.0	0.0	0.0	0.0	0.0	0.0	0.0	0.0
Vented		0.0	0.0	0.0	0.0	0.0	0.0	0.0	0.0	0.0	0.0	0.0	0.0
Diff and Other		0.0	0.0	0.0	0.0	0.0	0.0	0.0	0.0	0.0	-181.9	-1,184.8	-1,366.7
Process and Frac													
Pentanes Plus		0.0	0.0	0.0	0.0	0.0	0.0	0.0	0.0	0.0	26,973.8	46,608.6	73,582.4
Propane		0.0	0.0	0.0	0.0	0.0	0.0	0.0	0.0	0.0	0.0	0.0	0.0
Butanes		0.0	0.0	0.0	0.0	0.0	0.0	0.0	0.0	0.0	0.0	0.0	0.0
Ethane		0.0	0.0	0.0	0.0	0.0	0.0	0.0	0.0	0.0	0.0	0.0	0.0
NGL		0.0	0.0	0.0	0.0	0.0	0.0	0.0	0.0	0.0	0.0	0.0	0.0
Sulphur		0.0	0.0	0.0	0.0	0.0	0.0	0.0	0.0	0.0	0.0	0.0	0.0
Sulphur Closing Inv		0.0	0.0	0.0	0.0	0.0	0.0	0.0	0.0	0.0	0.0	0.0	0.0

Unit of Measurement: Gas and Gas equivalent products: 1000m3, Liquids: m3, Sulphur: MTS

VPR6200

Facility ID ABGS0146271

Facility Name FERRYBANK GGS 01-01-042-28W4

Facility Licence # 49972

Facility Operator A5RX BEC

Production Month	201701	201702	201703	201704	201705	201706	201707	201708	201709	201710	201711	201712	Totals
Receipts													
Receipts from Alberta Facilities	0.0	0.0	0.0	0.0	0.0	0.0	0.0	0.0	0.0	3,851.2	8,329.0	8,521.9	20,702.1
Receipts from Non-Alberta Facilities	0.0	0.0	0.0	0.0	0.0	0.0	0.0	0.0	0.0	0.0	0.0	0.0	0.0
Dispositions													
Disposition													
Battery	0.0	0.0	0.0	0.0	0.0	0.0	0.0	0.0	0.0	0.0	0.0	0.0	0.0
Gas Gathering System	0.0	0.0	0.0	0.0	0.0	0.0	0.0	0.0	0.0	3,686.7	8,097.4	8,304.3	20,088.4
Gas Plant	0.0	0.0	0.0	0.0	0.0	0.0	0.0	0.0	0.0	0.0	0.0	0.0	0.0
Injection Facility	0.0	0.0	0.0	0.0	0.0	0.0	0.0	0.0	0.0	0.0	0.0	0.0	0.0
Meter Station	0.0	0.0	0.0	0.0	0.0	0.0	0.0	0.0	0.0	0.0	0.0	0.0	0.0
Other	0.0	0.0	0.0	0.0	0.0	0.0	0.0	0.0	0.0	0.0	0.0	0.0	0.0
Alberta Commercial	0.0	0.0	0.0	0.0	0.0	0.0	0.0	0.0	0.0	0.0	0.0	0.0	0.0
Alberta Industrial	0.0	0.0	0.0	0.0	0.0	0.0	0.0	0.0	0.0	0.0	0.0	0.0	0.0
Alberta Residential	0.0	0.0	0.0	0.0	0.0	0.0	0.0	0.0	0.0	0.0	0.0	0.0	0.0
Alberta Elec.Generation	0.0	0.0	0.0	0.0	0.0	0.0	0.0	0.0	0.0	0.0	0.0	0.0	0.0
Shrinkage													
Acid Gas	0.0	0.0	0.0	0.0	0.0	0.0	0.0	0.0	0.0	0.0	0.0	0.0	0.0
Other products	0.0	0.0	0.0	0.0	0.0	0.0	0.0	0.0	0.0	0.0	2.5	4.7	7.2
Fuel	0.0	0.0	0.0	0.0	0.0	0.0	0.0	0.0	0.0	91.5	181.9	186.3	459.7
Flared	0.0	0.0	0.0	0.0	0.0	0.0	0.0	0.0	0.0	0.0	0.0	0.0	0.0
Vented	0.0	0.0	0.0	0.0	0.0	0.0	0.0	0.0	0.0	0.0	0.0	0.7	0.7
Diff and Other	0.0	0.0	0.0	0.0	0.0	0.0	0.0	0.0	0.0	73.0	47.2	25.9	146.1
Process and Frac													
Pentanes Plus	0.0	0.0	0.0	0.0	0.0	0.0	0.0	0.0	0.0	0.0	12.2	22.8	35.0
Propane	0.0	0.0	0.0	0.0	0.0	0.0	0.0	0.0	0.0	0.0	0.0	0.0	0.0
Butanes	0.0	0.0	0.0	0.0	0.0	0.0	0.0	0.0	0.0	0.0	0.0	0.0	0.0
Ethane	0.0	0.0	0.0	0.0	0.0	0.0	0.0	0.0	0.0	0.0	0.0	0.0	0.0
NGL	0.0	0.0	0.0	0.0	0.0	0.0	0.0	0.0	0.0	0.0	0.0	0.0	0.0
Sulphur	0.0	0.0	0.0	0.0	0.0	0.0	0.0	0.0	0.0	0.0	0.0	0.0	0.0
Sulphur Closing Inv	0.0	0.0	0.0	0.0	0.0	0.0	0.0	0.0	0.0	0.0	0.0	0.0	0.0

Unit of Measurement: Gas and Gas equivalent products: 1000m3, Liquids: m3, Sulphur: MTS

VPR6200

Facility ID ABGS0146582

Facility Name BXE WILLGRN 05-03-044-07W5

Facility Licence # 50045

Facility Operator A5E0 BELLATRIX

Production Month	201701	201702	201703	201704	201705	201706	201707	201708	201709	201710	201711	201712	Totals
Receipts													
Receipts from Alberta Facilities	0.0	0.0	0.0	0.0	0.0	0.0	0.0	0.0	0.0	0.0	0.0	11,508.6	11,508.6
Receipts from Non-Alberta Facilities	0.0	0.0	0.0	0.0	0.0	0.0	0.0	0.0	0.0	0.0	0.0	0.0	0.0
Dispositions													
Disposition													
Battery	0.0	0.0	0.0	0.0	0.0	0.0	0.0	0.0	0.0	0.0	0.0	0.0	0.0
Gas Gathering System	0.0	0.0	0.0	0.0	0.0	0.0	0.0	0.0	0.0	0.0	0.0	11,088.9	11,088.9
Gas Plant	0.0	0.0	0.0	0.0	0.0	0.0	0.0	0.0	0.0	0.0	0.0	0.0	0.0
Injection Facility	0.0	0.0	0.0	0.0	0.0	0.0	0.0	0.0	0.0	0.0	0.0	0.0	0.0
Meter Station	0.0	0.0	0.0	0.0	0.0	0.0	0.0	0.0	0.0	0.0	0.0	0.0	0.0
Other	0.0	0.0	0.0	0.0	0.0	0.0	0.0	0.0	0.0	0.0	0.0	0.0	0.0
Alberta Commercial	0.0	0.0	0.0	0.0	0.0	0.0	0.0	0.0	0.0	0.0	0.0	0.0	0.0
Alberta Industrial	0.0	0.0	0.0	0.0	0.0	0.0	0.0	0.0	0.0	0.0	0.0	0.0	0.0
Alberta Residential	0.0	0.0	0.0	0.0	0.0	0.0	0.0	0.0	0.0	0.0	0.0	0.0	0.0
Alberta Elec.Generation	0.0	0.0	0.0	0.0	0.0	0.0	0.0	0.0	0.0	0.0	0.0	0.0	0.0
Shrinkage													
Acid Gas	0.0	0.0	0.0	0.0	0.0	0.0	0.0	0.0	0.0	0.0	0.0	0.0	0.0
Other products	0.0	0.0	0.0	0.0	0.0	0.0	0.0	0.0	0.0	0.0	0.0	79.2	79.2
Fuel	0.0	0.0	0.0	0.0	0.0	0.0	0.0	0.0	0.0	0.0	0.0	379.2	379.2
Flared	0.0	0.0	0.0	0.0	0.0	0.0	0.0	0.0	0.0	0.0	0.0	0.0	0.0
Vented	0.0	0.0	0.0	0.0	0.0	0.0	0.0	0.0	0.0	0.0	0.0	0.0	0.0
Diff and Other	0.0	0.0	0.0	0.0	0.0	0.0	0.0	0.0	0.0	0.0	0.0	-38.7	-38.7
Process and Frac													
Pentanes Plus	0.0	0.0	0.0	0.0	0.0	0.0	0.0	0.0	0.0	0.0	0.0	383.4	383.4
Propane	0.0	0.0	0.0	0.0	0.0	0.0	0.0	0.0	0.0	0.0	0.0	0.0	0.0
Butanes	0.0	0.0	0.0	0.0	0.0	0.0	0.0	0.0	0.0	0.0	0.0	0.0	0.0
Ethane	0.0	0.0	0.0	0.0	0.0	0.0	0.0	0.0	0.0	0.0	0.0	0.0	0.0
NGL	0.0	0.0	0.0	0.0	0.0	0.0	0.0	0.0	0.0	0.0	0.0	0.0	0.0
Sulphur	0.0	0.0	0.0	0.0	0.0	0.0	0.0	0.0	0.0	0.0	0.0	0.0	0.0
Sulphur Closing Inv	0.0	0.0	0.0	0.0	0.0	0.0	0.0	0.0	0.0	0.0	0.0	0.0	0.0

Unit of Measurement: Gas and Gas equivalent products: 1000m3, Liquids: m3, Sulphur: MTS

VPR6200

Facility ID ABGS0146763

Facility Name RAGING RIVER ESTHER 8-16-32-2W4

Facility Licence # 50145

Facility Operator A6TJ RRX

Production Month	201701	201702	201703	201704	201705	201706	201707	201708	201709	201710	201711	201712	Totals
Receipts													
Receipts from Alberta Facilities	0.0	0.0	0.0	0.0	0.0	0.0	0.0	0.0	0.0	0.0	120.9	411.8	532.7
Receipts from Non-Alberta Facilities	0.0	0.0	0.0	0.0	0.0	0.0	0.0	0.0	0.0	0.0	0.0	0.0	0.0
Dispositions													
Disposition													
Battery	0.0	0.0	0.0	0.0	0.0	0.0	0.0	0.0	0.0	0.0	0.0	0.0	0.0
Gas Gathering System	0.0	0.0	0.0	0.0	0.0	0.0	0.0	0.0	0.0	0.0	112.0	368.8	480.8
Gas Plant	0.0	0.0	0.0	0.0	0.0	0.0	0.0	0.0	0.0	0.0	0.0	0.0	0.0
Injection Facility	0.0	0.0	0.0	0.0	0.0	0.0	0.0	0.0	0.0	0.0	0.0	0.0	0.0
Meter Station	0.0	0.0	0.0	0.0	0.0	0.0	0.0	0.0	0.0	0.0	0.0	0.0	0.0
Other	0.0	0.0	0.0	0.0	0.0	0.0	0.0	0.0	0.0	0.0	0.0	0.0	0.0
Alberta Commercial	0.0	0.0	0.0	0.0	0.0	0.0	0.0	0.0	0.0	0.0	0.0	0.0	0.0
Alberta Industrial	0.0	0.0	0.0	0.0	0.0	0.0	0.0	0.0	0.0	0.0	0.0	0.0	0.0
Alberta Residential	0.0	0.0	0.0	0.0	0.0	0.0	0.0	0.0	0.0	0.0	0.0	0.0	0.0
Alberta Elec.Generation	0.0	0.0	0.0	0.0	0.0	0.0	0.0	0.0	0.0	0.0	0.0	0.0	0.0
Shrinkage													
Acid Gas	0.0	0.0	0.0	0.0	0.0	0.0	0.0	0.0	0.0	0.0	0.0	0.0	0.0
Other products	0.0	0.0	0.0	0.0	0.0	0.0	0.0	0.0	0.0	0.0	0.0	0.1	0.1
Fuel	0.0	0.0	0.0	0.0	0.0	0.0	0.0	0.0	0.0	0.0	8.9	30.7	39.6
Flared	0.0	0.0	0.0	0.0	0.0	0.0	0.0	0.0	0.0	0.0	0.0	0.8	0.8
Vented	0.0	0.0	0.0	0.0	0.0	0.0	0.0	0.0	0.0	0.0	0.0	0.0	0.0
Diff and Other	0.0	0.0	0.0	0.0	0.0	0.0	0.0	0.0	0.0	0.0	0.0	11.4	11.4
Process and Frac													
Pentanes Plus	0.0	0.0	0.0	0.0	0.0	0.0	0.0	0.0	0.0	0.0	0.2	0.5	0.7
Propane	0.0	0.0	0.0	0.0	0.0	0.0	0.0	0.0	0.0	0.0	0.0	0.0	0.0
Butanes	0.0	0.0	0.0	0.0	0.0	0.0	0.0	0.0	0.0	0.0	0.0	0.0	0.0
Ethane	0.0	0.0	0.0	0.0	0.0	0.0	0.0	0.0	0.0	0.0	0.0	0.0	0.0
NGL	0.0	0.0	0.0	0.0	0.0	0.0	0.0	0.0	0.0	0.0	0.0	0.0	0.0
Sulphur	0.0	0.0	0.0	0.0	0.0	0.0	0.0	0.0	0.0	0.0	0.0	0.0	0.0
Sulphur Closing Inv	0.0	0.0	0.0	0.0	0.0	0.0	0.0	0.0	0.0	0.0	0.0	0.0	0.0

Unit of Measurement: Gas and Gas equivalent products: 1000m3, Liquids: m3, Sulphur: MTS

VPR6200

Facility ID ABGS0126821

Facility Name Lower Kaybob 2-19-58-19 W5

Facility Licence # Not Licenced

Facility Operator A6HJ

Production Month	201701	201702	201703	201704	201705	201706	201707	201708	201709	201710	201711	201712	Totals
Receipts													
Receipts from Alberta Facilities	0.0	0.0	0.0	0.0	0.0	0.0	0.0	0.0	0.0	0.0	0.0	0.0	0.0
Receipts from Non-Alberta Facilities	0.0	0.0	0.0	0.0	0.0	0.0	0.0	0.0	0.0	0.0	0.0	0.0	0.0
Dispositions													
Disposition													
Battery	0.0	0.0	0.0	0.0	0.0	0.0	0.0	0.0	0.0	0.0	0.0	0.0	0.0
Gas Gathering System	0.0	0.0	0.0	0.0	0.0	0.0	0.0	0.0	0.0	0.0	0.0	0.0	0.0
Gas Plant	0.0	0.0	0.0	0.0	0.0	0.0	0.0	0.0	0.0	0.0	0.0	0.0	0.0
Injection Facility	0.0	0.0	0.0	0.0	0.0	0.0	0.0	0.0	0.0	0.0	0.0	0.0	0.0
Meter Station	0.0	0.0	0.0	0.0	0.0	0.0	0.0	0.0	0.0	0.0	0.0	0.0	0.0
Other	0.0	0.0	0.0	0.0	0.0	0.0	0.0	0.0	0.0	0.0	0.0	0.0	0.0
Alberta Commercial	0.0	0.0	0.0	0.0	0.0	0.0	0.0	0.0	0.0	0.0	0.0	0.0	0.0
Alberta Industrial	0.0	0.0	0.0	0.0	0.0	0.0	0.0	0.0	0.0	0.0	0.0	0.0	0.0
Alberta Residential	0.0	0.0	0.0	0.0	0.0	0.0	0.0	0.0	0.0	0.0	0.0	0.0	0.0
Alberta Elec.Generation	0.0	0.0	0.0	0.0	0.0	0.0	0.0	0.0	0.0	0.0	0.0	0.0	0.0
Shrinkage													
Acid Gas	0.0	0.0	0.0	0.0	0.0	0.0	0.0	0.0	0.0	0.0	0.0	0.0	0.0
Other products	0.0	0.0	0.0	0.0	0.0	0.0	0.0	0.0	0.0	0.0	0.0	0.0	0.0
Fuel	0.0	0.0	0.0	0.0	0.0	0.0	0.0	0.0	0.0	0.0	0.0	0.0	0.0
Flared	0.0	0.0	0.0	0.0	0.0	0.0	0.0	0.0	0.0	0.0	0.0	0.0	0.0
Vented	0.0	0.0	0.0	0.0	0.0	0.0	0.0	0.0	0.0	0.0	0.0	0.0	0.0
Diff and Other	0.0	0.0	0.0	0.0	0.0	0.0	0.0	0.0	0.0	0.0	0.0	0.0	0.0
Process and Frac													
Pentanes Plus	0.0	0.0	0.0	0.0	0.0	0.0	0.0	0.0	0.0	0.0	0.0	13.3	13.3
Propane	0.0	0.0	0.0	0.0	0.0	0.0	0.0	0.0	0.0	0.0	0.0	0.0	0.0
Butanes	0.0	0.0	0.0	0.0	0.0	0.0	0.0	0.0	0.0	0.0	0.0	0.0	0.0
Ethane	0.0	0.0	0.0	0.0	0.0	0.0	0.0	0.0	0.0	0.0	0.0	0.0	0.0
NGL	0.0	0.0	0.0	0.0	0.0	0.0	0.0	0.0	0.0	0.0	0.0	0.0	0.0
Sulphur	0.0	0.0	0.0	0.0	0.0	0.0	0.0	0.0	0.0	0.0	0.0	0.0	0.0
Sulphur Closing Inv	0.0	0.0	0.0	0.0	0.0	0.0	0.0	0.0	0.0	0.0	0.0	0.0	0.0

Unit of Measurement: Gas and Gas equivalent products: 1000m3, Liquids: m3, Sulphur: MTS

VPR6200

Facility ID ABGS0142168

Facility Name Nevis 8-9-38-21W4 GS

Facility Licence # Not Licenced

Facility Operator A1EZ FIRENZE

Production Month	201701	201702	201703	201704	201705	201706	201707	201708	201709	201710	201711	201712	Totals
Receipts													
Receipts from Alberta Facilities	212.4	216.7	244.6	223.4	249.6	246.9	241.0	215.6	231.9	216.5	200.9	194.0	2,693.5
Receipts from Non-Alberta Facilities	0.0	0.0	0.0	0.0	0.0	0.0	0.0	0.0	0.0	0.0	0.0	0.0	0.0
Dispositions													
Disposition													
Battery	0.0	0.0	0.0	0.0	0.0	0.0	0.0	0.0	0.0	0.0	0.0	0.0	0.0
Gas Gathering System	199.8	194.0	217.9	191.8	214.8	212.6	208.6	182.9	188.7	175.2	167.5	153.9	2,307.7
Gas Plant	0.0	0.0	0.0	0.0	0.0	0.0	0.0	0.0	0.0	0.0	0.0	0.0	0.0
Injection Facility	0.0	0.0	0.0	0.0	0.0	0.0	0.0	0.0	0.0	0.0	0.0	0.0	0.0
Meter Station	0.0	0.0	0.0	0.0	0.0	0.0	0.0	0.0	0.0	0.0	0.0	0.0	0.0
Other	0.0	0.0	0.0	0.0	0.0	0.0	0.0	0.0	0.0	0.0	0.0	0.0	0.0
Alberta Commercial	0.0	0.0	0.0	0.0	0.0	0.0	0.0	0.0	0.0	0.0	0.0	0.0	0.0
Alberta Industrial	0.0	0.0	0.0	0.0	0.0	0.0	0.0	0.0	0.0	0.0	0.0	0.0	0.0
Alberta Residential	0.0	0.0	0.0	0.0	0.0	0.0	0.0	0.0	0.0	0.0	0.0	0.0	0.0
Alberta Elec.Generation	0.0	0.0	0.0	0.0	0.0	0.0	0.0	0.0	0.0	0.0	0.0	0.0	0.0
Shrinkage													
Acid Gas	0.0	0.0	0.0	0.0	0.0	0.0	0.0	0.0	0.0	0.0	0.0	0.0	0.0
Other products	0.4	0.0	0.0	0.0	0.0	0.0	0.0	0.0	0.0	0.0	0.0	0.0	0.4
Fuel	14.0	13.3	14.5	11.3	14.6	14.0	15.1	15.0	15.5	15.6	12.6	14.5	170.0
Flared	0.0	0.0	0.0	0.0	0.0	0.0	0.0	0.0	0.0	0.0	0.0	0.0	0.0
Vented	0.0	0.0	0.0	0.0	0.0	0.0	0.0	0.0	0.0	0.0	0.0	0.0	0.0
Diff and Other	-1.8	9.4	12.2	20.3	20.2	20.3	17.3	17.7	27.7	25.7	20.8	25.6	215.4
Process and Frac													
Pentanes Plus	2.1	0.0	0.0	0.0	0.0	0.0	0.0	0.0	0.0	0.0	0.0	0.0	2.1
Propane	0.0	0.0	0.0	0.0	0.0	0.0	0.0	0.0	0.0	0.0	0.0	0.0	0.0
Butanes	0.0	0.0	0.0	0.0	0.0	0.0	0.0	0.0	0.0	0.0	0.0	0.0	0.0
Ethane	0.0	0.0	0.0	0.0	0.0	0.0	0.0	0.0	0.0	0.0	0.0	0.0	0.0
NGL	0.0	0.0	0.0	0.0	0.0	0.0	0.0	0.0	0.0	0.0	0.0	0.0	0.0
Sulphur	0.0	0.0	0.0	0.0	0.0	0.0	0.0	0.0	0.0	0.0	0.0	0.0	0.0
Sulphur Closing Inv	0.0	0.0	0.0	0.0	0.0	0.0	0.0	0.0	0.0	0.0	0.0	0.0	0.0

Unit of Measurement: Gas and Gas equivalent products: 1000m3, Liquids: m3, Sulphur: MTS