

VPR6200

Facility ID ABGP0001001

Facility Name MAPLE GLEN 15-36-036-16W4

Facility Licence # 5566

Facility Operator OHE9 CNRL

Production Month	202001	202002	202003	202004	202005	202006	202007	202008	202009	202010	202011	202012	Totals
Receipts													
Receipts from Alberta Facilities	2,976.7	3,075.9	3,209.0	2,991.8	3,131.6	0.0	0.0	0.0	0.0	0.0	0.0	0.0	15,385.0
Receipts from Non-Alberta Facilities	0.0	0.0	0.0	0.0	0.0	0.0	0.0	0.0	0.0	0.0	0.0	0.0	0.0
Dispositions													
Disposition													
Battery	0.0	0.0	0.0	0.0	0.0	0.0	0.0	0.0	0.0	0.0	0.0	0.0	0.0
Gas Gathering System	0.0	0.0	0.0	0.0	0.0	0.0	0.0	0.0	0.0	0.0	0.0	0.0	0.0
Gas Plant	0.0	0.0	0.0	0.0	0.0	0.0	0.0	0.0	0.0	0.0	0.0	0.0	0.0
Injection Facility	0.0	0.0	0.0	0.0	0.0	0.0	0.0	0.0	0.0	0.0	0.0	0.0	0.0
Meter Station	2,742.6	2,854.3	2,951.7	2,723.5	2,907.4	0.0	0.0	0.0	0.0	0.0	0.0	0.0	14,179.5
Other	0.0	0.0	0.0	0.0	0.0	0.0	0.0	0.0	0.0	0.0	0.0	0.0	0.0
Alberta Commercial	0.0	0.0	0.0	0.0	0.0	0.0	0.0	0.0	0.0	0.0	0.0	0.0	0.0
Alberta Industrial	0.0	0.0	0.0	0.0	0.0	0.0	0.0	0.0	0.0	0.0	0.0	0.0	0.0
Alberta Residential	0.0	0.0	0.0	0.0	0.0	0.0	0.0	0.0	0.0	0.0	0.0	0.0	0.0
Alberta Elec.Generation	0.0	0.0	0.0	0.0	0.0	0.0	0.0	0.0	0.0	0.0	0.0	0.0	0.0
Shrinkage													
Acid Gas	0.0	0.0	0.0	0.0	0.0	0.0	0.0	0.0	0.0	0.0	0.0	0.0	0.0
Other products	40.3	41.9	47.1	47.3	53.3	0.0	0.0	0.0	0.0	0.0	0.0	0.0	229.9
Fuel	191.9	182.5	186.1	200.4	182.0	0.0	0.0	0.0	0.0	0.0	0.0	0.0	942.9
Flared	4.0	1.5	0.6	1.1	0.9	0.0	0.0	0.0	0.0	0.0	0.0	0.0	8.1
Vented	1.9	1.9	2.1	1.9	2.1	0.0	0.0	0.0	0.0	0.0	0.0	0.0	9.9
Diff and Other	-4.0	-6.2	21.4	17.6	-14.1	0.0	0.0	0.0	0.0	0.0	0.0	0.0	14.7
Process and Frac													
Pentanes Plus	8.8	18.9	27.2	19.4	9.7	0.0	0.0	0.0	0.0	0.0	0.0	0.0	84.0
Propane	0.0	0.0	0.0	0.0	0.0	0.0	0.0	0.0	0.0	0.0	0.0	0.0	0.0
Butanes	0.0	0.0	0.0	0.0	0.0	0.0	0.0	0.0	0.0	0.0	0.0	0.0	0.0
Ethane	0.0	0.0	0.0	0.0	0.0	0.0	0.0	0.0	0.0	0.0	0.0	0.0	0.0
NGL MIX	173.9	170.7	184.5	193.1	229.0	0.0	0.0	0.0	0.0	0.0	0.0	0.0	951.2
Sulphur	0.0	0.0	0.0	0.0	0.0	0.0	0.0	0.0	0.0	0.0	0.0	0.0	0.0
Sulphur Closing Inv	0.0	0.0	0.0	0.0	0.0	0.0	0.0	0.0	0.0	0.0	0.0	0.0	0.0

Unit of Measurement: Gas and Gas equivalent products: 1000m3, Liquids: m3, Sulphur: MTS

VPR6200

Facility ID ABGP0001007

Facility Name MITSUE 16-30-072-04W5

Facility Licence # 15125

Facility Operator OHE9 CNRL

Production Month	202001	202002	202003	202004	202005	202006	202007	202008	202009	202010	202011	202012	Totals
Receipts													
Receipts from Alberta Facilities	819.7	894.0	905.8	604.8	640.5	0.0	0.0	0.0	0.0	0.0	0.0	0.0	3,864.8
Receipts from Non-Alberta Facilities	0.0	0.0	0.0	0.0	0.0	0.0	0.0	0.0	0.0	0.0	0.0	0.0	0.0
Dispositions													
Disposition													
Battery	0.0	0.0	0.0	0.0	0.0	0.0	0.0	0.0	0.0	0.0	0.0	0.0	0.0
Gas Gathering System	0.0	0.0	0.0	0.0	0.0	0.0	0.0	0.0	0.0	0.0	0.0	0.0	0.0
Gas Plant	0.0	0.0	0.0	0.0	0.0	0.0	0.0	0.0	0.0	0.0	0.0	0.0	0.0
Injection Facility	0.0	0.0	0.0	0.0	0.0	0.0	0.0	0.0	0.0	0.0	0.0	0.0	0.0
Meter Station	548.9	515.7	475.6	254.5	262.9	0.0	0.0	0.0	0.0	0.0	0.0	0.0	2,057.6
Other	0.0	0.0	0.0	0.0	0.0	0.0	0.0	0.0	0.0	0.0	0.0	0.0	0.0
Alberta Commercial	0.0	0.0	0.0	0.0	0.0	0.0	0.0	0.0	0.0	0.0	0.0	0.0	0.0
Alberta Industrial	0.0	0.0	0.0	0.0	0.0	0.0	0.0	0.0	0.0	0.0	0.0	0.0	0.0
Alberta Residential	0.0	0.0	0.0	0.0	0.0	0.0	0.0	0.0	0.0	0.0	0.0	0.0	0.0
Alberta Elec.Generation	0.0	0.0	0.0	0.0	0.0	0.0	0.0	0.0	0.0	0.0	0.0	0.0	0.0
Shrinkage													
Acid Gas	0.0	0.0	0.0	0.0	0.0	0.0	0.0	0.0	0.0	0.0	0.0	0.0	0.0
Other products	162.3	162.7	134.7	117.1	133.2	0.0	0.0	0.0	0.0	0.0	0.0	0.0	710.0
Fuel	134.1	120.8	123.9	124.1	125.9	0.0	0.0	0.0	0.0	0.0	0.0	0.0	628.8
Flared	0.0	0.0	0.0	0.0	0.0	0.0	0.0	0.0	0.0	0.0	0.0	0.0	0.0
Vented	0.0	0.0	0.0	0.0	0.0	0.0	0.0	0.0	0.0	0.0	0.0	0.0	0.0
Diff and Other	-25.6	94.8	171.6	109.1	118.5	0.0	0.0	0.0	0.0	0.0	0.0	0.0	468.4
Process and Frac													
Pentanes Plus	0.0	0.0	0.0	0.0	0.0	0.0	0.0	0.0	0.0	0.0	0.0	0.0	0.0
Propane	0.0	0.0	0.0	0.0	0.0	0.0	0.0	0.0	0.0	0.0	0.0	0.0	0.0
Butanes	0.0	0.0	0.0	0.0	0.0	0.0	0.0	0.0	0.0	0.0	0.0	0.0	0.0
Ethane	0.0	0.0	0.0	0.0	0.0	0.0	0.0	0.0	0.0	0.0	0.0	0.0	0.0
NGL MIX	665.6	667.3	551.6	480.2	548.3	0.0	0.0	0.0	0.0	0.0	0.0	0.0	2,913.0
Sulphur	0.0	0.0	0.0	0.0	0.0	0.0	0.0	0.0	0.0	0.0	0.0	0.0	0.0
Sulphur Closing Inv	0.0	0.0	0.0	0.0	0.0	0.0	0.0	0.0	0.0	0.0	0.0	0.0	0.0

Unit of Measurement: Gas and Gas equivalent products: 1000m3, Liquids: m3, Sulphur: MTS

VPR6200

Facility ID ABGP0001012

Facility Name PANCDN COUNTESS

Facility Licence # 3201

Facility Operator A7NW TXNE

Production Month	202001	202002	202003	202004	202005	202006	202007	202008	202009	202010	202011	202012	Totals
Receipts													
Receipts from Alberta Facilities	34,746.3	21,553.6	21,631.1	20,656.2	39,628.6	0.0	0.0	0.0	0.0	0.0	0.0	0.0	138,215.8
Receipts from Non-Alberta Facilities	0.0	0.0	0.0	0.0	0.0	0.0	0.0	0.0	0.0	0.0	0.0	0.0	0.0
Dispositions													
Disposition													
Battery	0.0	0.0	0.0	0.0	0.0	0.0	0.0	0.0	0.0	0.0	0.0	0.0	0.0
Gas Gathering System	0.0	0.0	0.0	0.0	0.0	0.0	0.0	0.0	0.0	0.0	0.0	0.0	0.0
Gas Plant	0.0	0.0	0.0	0.0	0.0	0.0	0.0	0.0	0.0	0.0	0.0	0.0	0.0
Injection Facility	0.0	0.0	0.0	0.0	0.0	0.0	0.0	0.0	0.0	0.0	0.0	0.0	0.0
Meter Station	33,818.8	20,808.8	20,450.0	19,773.4	38,554.0	0.0	0.0	0.0	0.0	0.0	0.0	0.0	133,405.0
Other	0.0	0.0	0.0	0.0	0.0	0.0	0.0	0.0	0.0	0.0	0.0	0.0	0.0
Alberta Commercial	0.0	0.0	0.0	0.0	0.0	0.0	0.0	0.0	0.0	0.0	0.0	0.0	0.0
Alberta Industrial	0.0	0.0	0.0	0.0	0.0	0.0	0.0	0.0	0.0	0.0	0.0	0.0	0.0
Alberta Residential	0.0	0.0	0.0	0.0	0.0	0.0	0.0	0.0	0.0	0.0	0.0	0.0	0.0
Alberta Elec.Generation	0.0	0.0	0.0	0.0	0.0	0.0	0.0	0.0	0.0	0.0	0.0	0.0	0.0
Shrinkage													
Acid Gas	0.0	0.0	0.0	0.0	0.0	0.0	0.0	0.0	0.0	0.0	0.0	0.0	0.0
Other products	83.3	62.1	59.9	56.0	80.3	0.0	0.0	0.0	0.0	0.0	0.0	0.0	341.6
Fuel	795.1	635.1	658.5	633.7	829.4	0.0	0.0	0.0	0.0	0.0	0.0	0.0	3,551.8
Flared	3.5	7.0	11.4	11.1	5.8	0.0	0.0	0.0	0.0	0.0	0.0	0.0	38.8
Vented	0.6	0.5	0.8	0.7	0.8	0.0	0.0	0.0	0.0	0.0	0.0	0.0	3.4
Diff and Other	45.0	40.1	450.5	181.3	158.3	0.0	0.0	0.0	0.0	0.0	0.0	0.0	875.2
Process and Frac													
Pentanes Plus	0.0	0.0	0.0	0.0	0.0	0.0	0.0	0.0	0.0	0.0	0.0	0.0	0.0
Propane	0.0	0.0	0.0	0.0	0.0	0.0	0.0	0.0	0.0	0.0	0.0	0.0	0.0
Butanes	0.0	0.0	0.0	0.0	0.0	0.0	0.0	0.0	0.0	0.0	0.0	0.0	0.0
Ethane	0.0	0.0	0.0	0.0	0.0	0.0	0.0	0.0	0.0	0.0	0.0	0.0	0.0
NGL MIX	373.4	279.6	270.0	252.5	363.0	0.0	0.0	0.0	0.0	0.0	0.0	0.0	1,538.5
Sulphur	0.0	0.0	0.0	0.0	0.0	0.0	0.0	0.0	0.0	0.0	0.0	0.0	0.0
Sulphur Closing Inv	0.0	0.0	0.0	0.0	0.0	0.0	0.0	0.0	0.0	0.0	0.0	0.0	0.0

Unit of Measurement: Gas and Gas equivalent products: 1000m3, Liquids: m3, Sulphur: MTS

VPR6200

Facility ID ABGP0001014
Facility Licence # 3997

Facility Name ATCO CARBON
Facility Operator OZ2W AESL

Production Month	202001	202002	202003	202004	202005	202006	202007	202008	202009	202010	202011	202012	Totals
Receipts													
Receipts from Alberta Facilities	155,461.5	37,004.2	81,690.0	175,277.6	200,872.2	0.0	0.0	0.0	0.0	0.0	0.0	0.0	650,305.5
Receipts from Non-Alberta Facilities	0.0	0.0	0.0	0.0	0.0	0.0	0.0	0.0	0.0	0.0	0.0	0.0	0.0
Dispositions													
Disposition													
Battery	0.0	0.0	0.0	0.0	0.0	0.0	0.0	0.0	0.0	0.0	0.0	0.0	0.0
Gas Gathering System	0.0	0.0	0.0	0.0	0.0	0.0	0.0	0.0	0.0	0.0	0.0	0.0	0.0
Gas Plant	0.0	0.0	0.0	0.0	0.0	0.0	0.0	0.0	0.0	0.0	0.0	0.0	0.0
Injection Facility	27,804.9	15,655.3	54,548.6	168,368.4	199,319.1	0.0	0.0	0.0	0.0	0.0	0.0	0.0	465,696.3
Meter Station	126,718.6	21,093.2	26,632.4	5,706.0	0.0	0.0	0.0	0.0	0.0	0.0	0.0	0.0	180,150.2
Other	0.0	0.0	0.0	0.0	0.0	0.0	0.0	0.0	0.0	0.0	0.0	0.0	0.0
Alberta Commercial	0.0	0.0	0.0	0.0	0.0	0.0	0.0	0.0	0.0	0.0	0.0	0.0	0.0
Alberta Industrial	0.0	0.0	0.0	0.0	0.0	0.0	0.0	0.0	0.0	0.0	0.0	0.0	0.0
Alberta Residential	0.0	0.0	0.0	0.0	0.0	0.0	0.0	0.0	0.0	0.0	0.0	0.0	0.0
Alberta Elec.Generation	0.0	0.0	0.0	0.0	0.0	0.0	0.0	0.0	0.0	0.0	0.0	0.0	0.0
Shrinkage													
Acid Gas	0.0	0.0	0.0	0.0	0.0	0.0	0.0	0.0	0.0	0.0	0.0	0.0	0.0
Other products	0.0	0.0	0.0	0.0	0.0	0.0	0.0	0.0	0.0	0.0	0.0	0.0	0.0
Fuel	937.9	255.2	509.0	1,203.2	1,551.6	0.0	0.0	0.0	0.0	0.0	0.0	0.0	4,456.9
Flared	0.1	0.5	0.0	0.0	1.5	0.0	0.0	0.0	0.0	0.0	0.0	0.0	2.1
Vented	0.0	0.0	0.0	0.0	0.0	0.0	0.0	0.0	0.0	0.0	0.0	0.0	0.0
Diff and Other	0.0	0.0	0.0	0.0	0.0	0.0	0.0	0.0	0.0	0.0	0.0	0.0	0.0
Process and Frac													
Pentanes Plus	0.0	0.0	0.0	0.0	0.0	0.0	0.0	0.0	0.0	0.0	0.0	0.0	0.0
Propane	0.0	0.0	0.0	0.0	0.0	0.0	0.0	0.0	0.0	0.0	0.0	0.0	0.0
Butanes	0.0	0.0	0.0	0.0	0.0	0.0	0.0	0.0	0.0	0.0	0.0	0.0	0.0
Ethane	0.0	0.0	0.0	0.0	0.0	0.0	0.0	0.0	0.0	0.0	0.0	0.0	0.0
NGL MIX	0.0	0.0	0.0	0.0	0.0	0.0	0.0	0.0	0.0	0.0	0.0	0.0	0.0
Sulphur	0.0	0.0	0.0	0.0	0.0	0.0	0.0	0.0	0.0	0.0	0.0	0.0	0.0
Sulphur Closing Inv	0.0	0.0	0.0	0.0	0.0	0.0	0.0	0.0	0.0	0.0	0.0	0.0	0.0

Unit of Measurement: Gas and Gas equivalent products: 1000m3, Liquids: m3, Sulphur: MTS

VPR6200

Facility ID ABGP0001018
Facility Licence # 4588

Facility Name TAURUS CONSORT 7-34-34-6W4 GP
Facility Operator A5TT TAC

Production Month	202001	202002	202003	202004	202005	202006	202007	202008	202009	202010	202011	202012	Totals
Receipts													
Receipts from Alberta Facilities	5,798.4	5,258.4	5,880.5	4,830.5	4,192.5	0.0	0.0	0.0	0.0	0.0	0.0	0.0	25,960.3
Receipts from Non-Alberta Facilities	0.0	0.0	0.0	0.0	0.0	0.0	0.0	0.0	0.0	0.0	0.0	0.0	0.0
Dispositions													
Disposition													
Battery	26.9	25.3	23.5	21.4	12.7	0.0	0.0	0.0	0.0	0.0	0.0	0.0	109.8
Gas Gathering System	0.0	0.0	0.0	0.0	0.0	0.0	0.0	0.0	0.0	0.0	0.0	0.0	0.0
Gas Plant	0.0	0.0	0.0	0.0	0.0	0.0	0.0	0.0	0.0	0.0	0.0	0.0	0.0
Injection Facility	0.0	0.0	0.0	0.0	0.0	0.0	0.0	0.0	0.0	0.0	0.0	0.0	0.0
Meter Station	5,291.9	4,839.5	5,513.1	4,389.3	3,815.6	0.0	0.0	0.0	0.0	0.0	0.0	0.0	23,849.4
Other	0.0	0.0	0.0	0.0	0.0	0.0	0.0	0.0	0.0	0.0	0.0	0.0	0.0
Alberta Commercial	0.0	0.0	0.0	0.0	0.0	0.0	0.0	0.0	0.0	0.0	0.0	0.0	0.0
Alberta Industrial	0.0	0.0	0.0	0.0	0.0	0.0	0.0	0.0	0.0	0.0	0.0	0.0	0.0
Alberta Residential	0.0	0.0	0.0	0.0	0.0	0.0	0.0	0.0	0.0	0.0	0.0	0.0	0.0
Alberta Elec.Generation	0.0	0.0	0.0	0.0	0.0	0.0	0.0	0.0	0.0	0.0	0.0	0.0	0.0
Shrinkage													
Acid Gas	0.0	0.0	0.0	0.0	0.0	0.0	0.0	0.0	0.0	0.0	0.0	0.0	0.0
Other products	91.7	62.0	99.7	69.6	73.9	0.0	0.0	0.0	0.0	0.0	0.0	0.0	396.9
Fuel	303.6	287.0	308.6	267.8	230.0	0.0	0.0	0.0	0.0	0.0	0.0	0.0	1,397.0
Flared	0.0	0.0	0.0	0.0	0.0	0.0	0.0	0.0	0.0	0.0	0.0	0.0	0.0
Vented	0.2	9.1	9.9	9.6	9.9	0.0	0.0	0.0	0.0	0.0	0.0	0.0	38.7
Diff and Other	84.1	35.5	-74.3	72.8	50.4	0.0	0.0	0.0	0.0	0.0	0.0	0.0	168.5
Process and Frac													
Pentanes Plus	0.0	0.0	0.0	0.0	0.0	0.0	0.0	0.0	0.0	0.0	0.0	0.0	0.0
Propane	0.0	0.0	0.0	0.0	0.0	0.0	0.0	0.0	0.0	0.0	0.0	0.0	0.0
Butanes	0.0	0.0	0.0	0.0	0.0	0.0	0.0	0.0	0.0	0.0	0.0	0.0	0.0
Ethane	0.0	0.0	0.0	0.0	0.0	0.0	0.0	0.0	0.0	0.0	0.0	0.0	0.0
NGL MIX	394.2	269.2	433.7	304.4	320.9	0.0	0.0	0.0	0.0	0.0	0.0	0.0	1,722.4
Sulphur	0.0	0.0	0.0	0.0	0.0	0.0	0.0	0.0	0.0	0.0	0.0	0.0	0.0
Sulphur Closing Inv	0.0	0.0	0.0	0.0	0.0	0.0	0.0	0.0	0.0	0.0	0.0	0.0	0.0

Unit of Measurement: Gas and Gas equivalent products: 1000m3, Liquids: m3, Sulphur: MTS

VPR6200

Facility ID ABGP0001022

Facility Name CESSFORD 02-08-024-12W4

Facility Licence # 23466

Facility Operator OHE9 CNRL

Production Month	202001	202002	202003	202004	202005	202006	202007	202008	202009	202010	202011	202012	Totals
Receipts													
Receipts from Alberta Facilities	14,242.9	14,242.9	14,598.1	14,549.7	16,779.8	0.0	0.0	0.0	0.0	0.0	0.0	0.0	74,413.4
Receipts from Non-Alberta Facilities	0.0	0.0	0.0	0.0	0.0	0.0	0.0	0.0	0.0	0.0	0.0	0.0	0.0
Dispositions													
Disposition													
Battery	0.0	0.0	0.0	0.0	0.0	0.0	0.0	0.0	0.0	0.0	0.0	0.0	0.0
Gas Gathering System	0.0	0.0	0.0	0.0	0.0	0.0	0.0	0.0	0.0	0.0	0.0	0.0	0.0
Gas Plant	0.0	0.0	0.0	0.0	0.0	0.0	0.0	0.0	0.0	0.0	0.0	0.0	0.0
Injection Facility	0.0	0.0	0.0	0.0	0.0	0.0	0.0	0.0	0.0	0.0	0.0	0.0	0.0
Meter Station	13,186.7	13,003.5	13,782.9	14,026.9	16,223.5	0.0	0.0	0.0	0.0	0.0	0.0	0.0	70,223.5
Other	0.0	0.0	0.0	0.0	0.0	0.0	0.0	0.0	0.0	0.0	0.0	0.0	0.0
Alberta Commercial	0.0	0.0	0.0	0.0	0.0	0.0	0.0	0.0	0.0	0.0	0.0	0.0	0.0
Alberta Industrial	0.0	0.0	0.0	0.0	0.0	0.0	0.0	0.0	0.0	0.0	0.0	0.0	0.0
Alberta Residential	0.0	0.0	0.0	0.0	0.0	0.0	0.0	0.0	0.0	0.0	0.0	0.0	0.0
Alberta Elec.Generation	0.0	0.0	0.0	0.0	0.0	0.0	0.0	0.0	0.0	0.0	0.0	0.0	0.0
Shrinkage													
Acid Gas	0.0	0.0	0.0	0.0	0.0	0.0	0.0	0.0	0.0	0.0	0.0	0.0	0.0
Other products	8.0	5.4	7.0	6.8	12.5	0.0	0.0	0.0	0.0	0.0	0.0	0.0	39.7
Fuel	1,007.9	1,001.8	927.9	822.5	1,009.5	0.0	0.0	0.0	0.0	0.0	0.0	0.0	4,769.6
Flared	28.7	34.4	34.4	30.6	16.8	0.0	0.0	0.0	0.0	0.0	0.0	0.0	144.9
Vented	0.1	0.1	0.9	0.1	0.9	0.0	0.0	0.0	0.0	0.0	0.0	0.0	2.1
Diff and Other	11.5	197.7	-155.0	-337.2	-483.4	0.0	0.0	0.0	0.0	0.0	0.0	0.0	-766.4
Process and Frac													
Pentanes Plus	38.6	26.0	33.9	33.0	60.6	0.0	0.0	0.0	0.0	0.0	0.0	0.0	192.1
Propane	0.0	0.0	0.0	0.0	0.0	0.0	0.0	0.0	0.0	0.0	0.0	0.0	0.0
Butanes	0.0	0.0	0.0	0.0	0.0	0.0	0.0	0.0	0.0	0.0	0.0	0.0	0.0
Ethane	0.0	0.0	0.0	0.0	0.0	0.0	0.0	0.0	0.0	0.0	0.0	0.0	0.0
NGL MIX	0.0	0.0	0.0	0.0	0.0	0.0	0.0	0.0	0.0	0.0	0.0	0.0	0.0
Sulphur	0.0	0.0	0.0	0.0	0.0	0.0	0.0	0.0	0.0	0.0	0.0	0.0	0.0
Sulphur Closing Inv	0.0	0.0	0.0	0.0	0.0	0.0	0.0	0.0	0.0	0.0	0.0	0.0	0.0

Unit of Measurement: Gas and Gas equivalent products: 1000m3, Liquids: m3, Sulphur: MTS

VPR6200

Facility ID ABGP0001036
Facility Licence # 5331

Facility Name APACHE PROVOST
Facility Operator A7BT KARVE

Production Month	202001	202002	202003	202004	202005	202006	202007	202008	202009	202010	202011	202012	Totals
Receipts													
Receipts from Alberta Facilities	14,804.6	13,712.7	14,674.0	14,137.7	14,840.7	0.0	0.0	0.0	0.0	0.0	0.0	0.0	72,169.7
Receipts from Non-Alberta Facilities	0.0	0.0	0.0	0.0	0.0	0.0	0.0	0.0	0.0	0.0	0.0	0.0	0.0
Dispositions													
Disposition													
Battery	0.0	0.0	0.0	0.0	0.0	0.0	0.0	0.0	0.0	0.0	0.0	0.0	0.0
Gas Gathering System	0.0	0.0	0.0	0.0	0.0	0.0	0.0	0.0	0.0	0.0	0.0	0.0	0.0
Gas Plant	0.0	0.0	0.0	0.0	0.0	0.0	0.0	0.0	0.0	0.0	0.0	0.0	0.0
Injection Facility	0.0	0.0	0.0	0.0	0.0	0.0	0.0	0.0	0.0	0.0	0.0	0.0	0.0
Meter Station	12,639.6	11,809.6	12,688.2	12,190.5	12,880.3	0.0	0.0	0.0	0.0	0.0	0.0	0.0	62,208.2
Other	0.0	0.0	0.0	0.0	0.0	0.0	0.0	0.0	0.0	0.0	0.0	0.0	0.0
Alberta Commercial	0.0	0.0	0.0	0.0	0.0	0.0	0.0	0.0	0.0	0.0	0.0	0.0	0.0
Alberta Industrial	0.0	0.0	0.0	0.0	0.0	0.0	0.0	0.0	0.0	0.0	0.0	0.0	0.0
Alberta Residential	0.0	0.0	0.0	0.0	0.0	0.0	0.0	0.0	0.0	0.0	0.0	0.0	0.0
Alberta Elec.Generation	0.0	0.0	0.0	0.0	0.0	0.0	0.0	0.0	0.0	0.0	0.0	0.0	0.0
Shrinkage													
Acid Gas	0.0	0.0	0.0	0.0	0.0	0.0	0.0	0.0	0.0	0.0	0.0	0.0	0.0
Other products	519.1	520.5	539.4	530.7	544.8	0.0	0.0	0.0	0.0	0.0	0.0	0.0	2,654.5
Fuel	871.2	794.4	822.5	778.7	841.2	0.0	0.0	0.0	0.0	0.0	0.0	0.0	4,108.0
Flared	1.4	7.7	0.3	0.3	1.3	0.0	0.0	0.0	0.0	0.0	0.0	0.0	11.0
Vented	0.0	0.0	0.0	0.0	0.0	0.0	0.0	0.0	0.0	0.0	0.0	0.0	0.0
Diff and Other	773.3	580.5	623.6	637.5	573.1	0.0	0.0	0.0	0.0	0.0	0.0	0.0	3,188.0
Process and Frac													
Pentanes Plus	136.7	113.7	135.4	112.4	107.9	0.0	0.0	0.0	0.0	0.0	0.0	0.0	606.1
Propane	0.0	0.0	0.0	0.0	0.0	0.0	0.0	0.0	0.0	0.0	0.0	0.0	0.0
Butanes	0.0	0.0	0.0	0.0	0.0	0.0	0.0	0.0	0.0	0.0	0.0	0.0	0.0
Ethane	0.0	0.0	0.0	0.0	0.0	0.0	0.0	0.0	0.0	0.0	0.0	0.0	0.0
NGL MIX	2,052.1	2,074.0	2,127.5	2,121.5	2,187.1	0.0	0.0	0.0	0.0	0.0	0.0	0.0	10,562.2
Sulphur	0.0	0.0	0.0	0.0	0.0	0.0	0.0	0.0	0.0	0.0	0.0	0.0	0.0
Sulphur Closing Inv	0.0	0.0	0.0	0.0	0.0	0.0	0.0	0.0	0.0	0.0	0.0	0.0	0.0

Unit of Measurement: Gas and Gas equivalent products: 1000m3, Liquids: m3, Sulphur: MTS

VPR6200

Facility ID ABGP0001038
Facility Licence # 2785

Facility Name APF ENERGY COUNTESS
Facility Operator A2PH JOURNEY

Production Month	202001	202002	202003	202004	202005	202006	202007	202008	202009	202010	202011	202012	Totals
Receipts													
Receipts from Alberta Facilities	8,696.0	8,790.6	9,245.2	8,948.5	9,201.3	0.0	0.0	0.0	0.0	0.0	0.0	0.0	44,881.6
Receipts from Non-Alberta Facilities	0.0	0.0	0.0	0.0	0.0	0.0	0.0	0.0	0.0	0.0	0.0	0.0	0.0
Dispositions													
Disposition													
Battery	0.0	0.0	0.0	0.0	0.0	0.0	0.0	0.0	0.0	0.0	0.0	0.0	0.0
Gas Gathering System	0.0	0.0	0.0	0.0	0.0	0.0	0.0	0.0	0.0	0.0	0.0	0.0	0.0
Gas Plant	0.0	0.0	0.0	0.0	0.0	0.0	0.0	0.0	0.0	0.0	0.0	0.0	0.0
Injection Facility	0.0	0.0	0.0	0.0	0.0	0.0	0.0	0.0	0.0	0.0	0.0	0.0	0.0
Meter Station	8,538.3	8,608.2	9,097.0	8,499.4	8,855.4	0.0	0.0	0.0	0.0	0.0	0.0	0.0	43,598.3
Other	0.0	0.0	0.0	0.0	0.0	0.0	0.0	0.0	0.0	0.0	0.0	0.0	0.0
Alberta Commercial	0.0	0.0	0.0	0.0	0.0	0.0	0.0	0.0	0.0	0.0	0.0	0.0	0.0
Alberta Industrial	0.0	0.0	0.0	0.0	0.0	0.0	0.0	0.0	0.0	0.0	0.0	0.0	0.0
Alberta Residential	0.0	0.0	0.0	0.0	0.0	0.0	0.0	0.0	0.0	0.0	0.0	0.0	0.0
Alberta Elec.Generation	0.0	0.0	0.0	0.0	0.0	0.0	0.0	0.0	0.0	0.0	0.0	0.0	0.0
Shrinkage													
Acid Gas	0.0	0.0	0.0	0.0	0.0	0.0	0.0	0.0	0.0	0.0	0.0	0.0	0.0
Other products	0.5	0.6	0.7	0.7	1.4	0.0	0.0	0.0	0.0	0.0	0.0	0.0	3.9
Fuel	75.9	66.7	67.5	68.3	62.0	0.0	0.0	0.0	0.0	0.0	0.0	0.0	340.4
Flared	0.0	0.0	0.0	0.0	0.0	0.0	0.0	0.0	0.0	0.0	0.0	0.0	0.0
Vented	0.0	0.0	0.0	0.0	0.0	0.0	0.0	0.0	0.0	0.0	0.0	0.0	0.0
Diff and Other	81.3	115.1	80.0	380.1	282.5	0.0	0.0	0.0	0.0	0.0	0.0	0.0	939.0
Process and Frac													
Pentanes Plus	2.6	2.8	3.5	3.6	6.7	0.0	0.0	0.0	0.0	0.0	0.0	0.0	19.2
Propane	0.0	0.0	0.0	0.0	0.0	0.0	0.0	0.0	0.0	0.0	0.0	0.0	0.0
Butanes	0.0	0.0	0.0	0.0	0.0	0.0	0.0	0.0	0.0	0.0	0.0	0.0	0.0
Ethane	0.0	0.0	0.0	0.0	0.0	0.0	0.0	0.0	0.0	0.0	0.0	0.0	0.0
NGL MIX	0.0	0.0	0.0	0.0	0.0	0.0	0.0	0.0	0.0	0.0	0.0	0.0	0.0
Sulphur	0.0	0.0	0.0	0.0	0.0	0.0	0.0	0.0	0.0	0.0	0.0	0.0	0.0
Sulphur Closing Inv	0.0	0.0	0.0	0.0	0.0	0.0	0.0	0.0	0.0	0.0	0.0	0.0	0.0

Unit of Measurement: Gas and Gas equivalent products: 1000m3, Liquids: m3, Sulphur: MTS

VPR6200

Facility ID ABGP0001042

Facility Name KARR 10-10-065-02W6

Facility Licence # 14430

Facility Operator OHE9 CNRL

Production Month	202001	202002	202003	202004	202005	202006	202007	202008	202009	202010	202011	202012	Totals
Receipts													
Receipts from Alberta Facilities	47,778.1	49,937.7	54,197.2	51,394.3	41,719.7	0.0	0.0	0.0	0.0	0.0	0.0	0.0	245,027.0
Receipts from Non-Alberta Facilities	0.0	0.0	0.0	0.0	0.0	0.0	0.0	0.0	0.0	0.0	0.0	0.0	0.0
Dispositions													
Disposition													
Battery	73.0	74.4	79.2	52.8	3.6	0.0	0.0	0.0	0.0	0.0	0.0	0.0	283.0
Gas Gathering System	58.7	45.6	51.1	32.5	0.5	0.0	0.0	0.0	0.0	0.0	0.0	0.0	188.4
Gas Plant	0.0	0.0	0.0	0.0	0.0	0.0	0.0	0.0	0.0	0.0	0.0	0.0	0.0
Injection Facility	0.0	0.0	0.0	0.0	0.0	0.0	0.0	0.0	0.0	0.0	0.0	0.0	0.0
Meter Station	43,350.7	45,441.9	49,199.2	46,730.2	38,583.9	0.0	0.0	0.0	0.0	0.0	0.0	0.0	223,305.9
Other	0.0	0.0	0.0	0.0	0.0	0.0	0.0	0.0	0.0	0.0	0.0	0.0	0.0
Alberta Commercial	0.0	0.0	0.0	0.0	0.0	0.0	0.0	0.0	0.0	0.0	0.0	0.0	0.0
Alberta Industrial	0.0	0.0	0.0	0.0	0.0	0.0	0.0	0.0	0.0	0.0	0.0	0.0	0.0
Alberta Residential	0.0	0.0	0.0	0.0	0.0	0.0	0.0	0.0	0.0	0.0	0.0	0.0	0.0
Alberta Elec.Generation	0.0	0.0	0.0	0.0	0.0	0.0	0.0	0.0	0.0	0.0	0.0	0.0	0.0
Shrinkage													
Acid Gas	0.0	0.0	0.0	0.0	0.0	0.0	0.0	0.0	0.0	0.0	0.0	0.0	0.0
Other products	1,773.7	1,960.3	2,025.8	1,538.0	1,110.9	0.0	0.0	0.0	0.0	0.0	0.0	0.0	8,408.7
Fuel	2,930.7	2,838.1	3,006.9	2,862.1	2,360.1	0.0	0.0	0.0	0.0	0.0	0.0	0.0	13,997.9
Flared	108.9	95.6	107.5	112.7	181.8	0.0	0.0	0.0	0.0	0.0	0.0	0.0	606.5
Vented	0.0	0.0	0.0	0.0	0.0	0.0	0.0	0.0	0.0	0.0	0.0	0.0	0.0
Diff and Other	-517.6	-518.2	-272.5	66.0	-521.1	0.0	0.0	0.0	0.0	0.0	0.0	0.0	-1,763.4
Process and Frac													
Pentanes Plus	282.6	336.8	403.4	448.1	532.6	0.0	0.0	0.0	0.0	0.0	0.0	0.0	2,003.5
Propane	0.0	0.0	0.0	0.0	0.0	0.0	0.0	0.0	0.0	0.0	0.0	0.0	0.0
Butanes	0.0	0.0	0.0	0.0	0.0	0.0	0.0	0.0	0.0	0.0	0.0	0.0	0.0
Ethane	0.0	0.0	0.0	0.0	0.0	0.0	0.0	0.0	0.0	0.0	0.0	0.0	0.0
NGL MIX	7,319.9	8,014.8	8,220.4	6,285.5	4,278.4	0.0	0.0	0.0	0.0	0.0	0.0	0.0	34,119.0
Sulphur	0.0	0.0	0.0	0.0	0.0	0.0	0.0	0.0	0.0	0.0	0.0	0.0	0.0
Sulphur Closing Inv	0.0	0.0	0.0	0.0	0.0	0.0	0.0	0.0	0.0	0.0	0.0	0.0	0.0

Unit of Measurement: Gas and Gas equivalent products: 1000m3, Liquids: m3, Sulphur: MTS

VPR6200

Facility ID ABGP0001043

Facility Name HUSKY HUSSAR 13-36

Facility Licence # 3466

Facility Operator A7NW TXNE

Production Month	202001	202002	202003	202004	202005	202006	202007	202008	202009	202010	202011	202012	Totals
Receipts													
Receipts from Alberta Facilities	8,216.5	7,996.5	8,045.7	8,401.6	8,651.7	0.0	0.0	0.0	0.0	0.0	0.0	0.0	41,312.0
Receipts from Non-Alberta Facilities	0.0	0.0	0.0	0.0	0.0	0.0	0.0	0.0	0.0	0.0	0.0	0.0	0.0
Dispositions													
Disposition													
Battery	0.0	0.0	0.0	0.0	0.0	0.0	0.0	0.0	0.0	0.0	0.0	0.0	0.0
Gas Gathering System	0.0	0.0	0.0	0.0	0.0	0.0	0.0	0.0	0.0	0.0	0.0	0.0	0.0
Gas Plant	0.0	0.0	0.0	0.0	0.0	0.0	0.0	0.0	0.0	0.0	0.0	0.0	0.0
Injection Facility	0.0	0.0	0.0	0.0	0.0	0.0	0.0	0.0	0.0	0.0	0.0	0.0	0.0
Meter Station	6,765.8	6,410.4	6,382.8	6,504.7	6,750.5	0.0	0.0	0.0	0.0	0.0	0.0	0.0	32,814.2
Other	0.0	0.0	0.0	0.0	0.0	0.0	0.0	0.0	0.0	0.0	0.0	0.0	0.0
Alberta Commercial	0.0	0.0	0.0	0.0	0.0	0.0	0.0	0.0	0.0	0.0	0.0	0.0	0.0
Alberta Industrial	0.0	0.0	0.0	0.0	0.0	0.0	0.0	0.0	0.0	0.0	0.0	0.0	0.0
Alberta Residential	0.0	0.0	0.0	0.0	0.0	0.0	0.0	0.0	0.0	0.0	0.0	0.0	0.0
Alberta Elec.Generation	0.0	0.0	0.0	0.0	0.0	0.0	0.0	0.0	0.0	0.0	0.0	0.0	0.0
Shrinkage													
Acid Gas	0.0	0.0	0.0	0.0	0.0	0.0	0.0	0.0	0.0	0.0	0.0	0.0	0.0
Other products	383.6	406.1	389.0	358.4	371.3	0.0	0.0	0.0	0.0	0.0	0.0	0.0	1,908.4
Fuel	862.6	809.5	838.8	893.0	915.3	0.0	0.0	0.0	0.0	0.0	0.0	0.0	4,319.2
Flared	2.1	11.1	0.0	0.0	0.0	0.0	0.0	0.0	0.0	0.0	0.0	0.0	13.2
Vented	0.0	0.0	0.0	0.0	0.0	0.0	0.0	0.0	0.0	0.0	0.0	0.0	0.0
Diff and Other	202.4	359.4	435.1	645.5	614.6	0.0	0.0	0.0	0.0	0.0	0.0	0.0	2,257.0
Process and Frac													
Pentanes Plus	1,407.6	1,352.6	1,340.5	2,082.0	2,186.0	0.0	0.0	0.0	0.0	0.0	0.0	0.0	8,368.7
Propane	1,943.3	1,612.6	1,594.0	1,500.5	1,477.6	0.0	0.0	0.0	0.0	0.0	0.0	0.0	8,128.0
Butanes	1,710.7	1,498.5	1,373.8	1,857.2	1,883.8	0.0	0.0	0.0	0.0	0.0	0.0	0.0	8,324.0
Ethane	249.0	209.6	183.9	237.8	251.3	0.0	0.0	0.0	0.0	0.0	0.0	0.0	1,131.6
NGL MIX	0.0	0.0	0.0	0.0	0.0	0.0	0.0	0.0	0.0	0.0	0.0	0.0	0.0
Sulphur	0.0	0.0	0.0	0.0	0.0	0.0	0.0	0.0	0.0	0.0	0.0	0.0	0.0
Sulphur Closing Inv	0.0	0.0	0.0	0.0	0.0	0.0	0.0	0.0	0.0	0.0	0.0	0.0	0.0

Unit of Measurement: Gas and Gas equivalent products: 1000m3, Liquids: m3, Sulphur: MTS

VPR6200

Facility ID ABGP0001044

Facility Name HUSKY WAYNE-ROSEDALE 12-4

Facility Licence # 3799

Facility Operator A7NW TXNE

Production Month	202001	202002	202003	202004	202005	202006	202007	202008	202009	202010	202011	202012	Totals
Receipts													
Receipts from Alberta Facilities	3,341.7	3,023.1	3,126.3	2,599.8	2,911.2	0.0	0.0	0.0	0.0	0.0	0.0	0.0	15,002.1
Receipts from Non-Alberta Facilities	0.0	0.0	0.0	0.0	0.0	0.0	0.0	0.0	0.0	0.0	0.0	0.0	0.0
Dispositions													
Disposition													
Battery	0.0	0.0	0.0	0.0	0.0	0.0	0.0	0.0	0.0	0.0	0.0	0.0	0.0
Gas Gathering System	0.0	0.0	0.0	0.0	0.0	0.0	0.0	0.0	0.0	0.0	0.0	0.0	0.0
Gas Plant	0.0	0.0	0.0	0.0	0.0	0.0	0.0	0.0	0.0	0.0	0.0	0.0	0.0
Injection Facility	0.0	0.0	0.0	0.0	0.0	0.0	0.0	0.0	0.0	0.0	0.0	0.0	0.0
Meter Station	3,034.7	2,785.9	2,843.1	2,354.6	2,715.3	0.0	0.0	0.0	0.0	0.0	0.0	0.0	13,733.6
Other	0.0	0.0	0.0	0.0	0.0	0.0	0.0	0.0	0.0	0.0	0.0	0.0	0.0
Alberta Commercial	0.0	0.0	0.0	0.0	0.0	0.0	0.0	0.0	0.0	0.0	0.0	0.0	0.0
Alberta Industrial	0.0	0.0	0.0	0.0	0.0	0.0	0.0	0.0	0.0	0.0	0.0	0.0	0.0
Alberta Residential	0.0	0.0	0.0	0.0	0.0	0.0	0.0	0.0	0.0	0.0	0.0	0.0	0.0
Alberta Elec.Generation	0.0	0.0	0.0	0.0	0.0	0.0	0.0	0.0	0.0	0.0	0.0	0.0	0.0
Shrinkage													
Acid Gas	0.0	0.0	0.0	0.0	0.0	0.0	0.0	0.0	0.0	0.0	0.0	0.0	0.0
Other products	129.3	100.4	125.0	115.9	85.4	0.0	0.0	0.0	0.0	0.0	0.0	0.0	556.0
Fuel	138.1	137.6	34.0	29.9	30.3	0.0	0.0	0.0	0.0	0.0	0.0	0.0	369.9
Flared	0.4	3.5	6.9	0.0	1.4	0.0	0.0	0.0	0.0	0.0	0.0	0.0	12.2
Vented	0.0	0.0	0.0	0.0	0.0	0.0	0.0	0.0	0.0	0.0	0.0	0.0	0.0
Diff and Other	39.2	-4.3	117.3	99.4	78.8	0.0	0.0	0.0	0.0	0.0	0.0	0.0	330.4
Process and Frac													
Pentanes Plus	10.8	7.8	0.0	0.0	0.0	0.0	0.0	0.0	0.0	0.0	0.0	0.0	18.6
Propane	0.0	0.0	0.0	0.0	0.0	0.0	0.0	0.0	0.0	0.0	0.0	0.0	0.0
Butanes	0.0	0.0	0.0	0.0	0.0	0.0	0.0	0.0	0.0	0.0	0.0	0.0	0.0
Ethane	0.0	0.0	0.0	0.0	0.0	0.0	0.0	0.0	0.0	0.0	0.0	0.0	0.0
NGL MIX	548.5	427.1	541.2	478.5	353.2	0.0	0.0	0.0	0.0	0.0	0.0	0.0	2,348.5
Sulphur	0.0	0.0	0.0	0.0	0.0	0.0	0.0	0.0	0.0	0.0	0.0	0.0	0.0
Sulphur Closing Inv	0.0	0.0	0.0	0.0	0.0	0.0	0.0	0.0	0.0	0.0	0.0	0.0	0.0

Unit of Measurement: Gas and Gas equivalent products: 1000m3, Liquids: m3, Sulphur: MTS

VPR6200

Facility ID ABGP0001049
Facility Licence # 3699

Facility Name PANCDN WAYNE-ROSEDALE
Facility Operator A7NW TXNE

Production Month	202001	202002	202003	202004	202005	202006	202007	202008	202009	202010	202011	202012	Totals
Receipts													
Receipts from Alberta Facilities	14,309.4	13,586.3	14,251.6	14,410.6	15,512.2	0.0	0.0	0.0	0.0	0.0	0.0	0.0	72,070.1
Receipts from Non-Alberta Facilities	0.0	0.0	0.0	0.0	0.0	0.0	0.0	0.0	0.0	0.0	0.0	0.0	0.0
Dispositions													
Disposition													
Battery	0.0	0.0	0.0	0.0	0.0	0.0	0.0	0.0	0.0	0.0	0.0	0.0	0.0
Gas Gathering System	0.0	0.0	0.0	0.0	0.0	0.0	0.0	0.0	0.0	0.0	0.0	0.0	0.0
Gas Plant	0.0	0.0	0.0	0.0	0.0	0.0	0.0	0.0	0.0	0.0	0.0	0.0	0.0
Injection Facility	0.0	0.0	0.0	0.0	0.0	0.0	0.0	0.0	0.0	0.0	0.0	0.0	0.0
Meter Station	14,030.1	13,379.2	14,019.7	14,126.3	15,281.1	0.0	0.0	0.0	0.0	0.0	0.0	0.0	70,836.4
Other	0.0	0.0	0.0	0.0	0.0	0.0	0.0	0.0	0.0	0.0	0.0	0.0	0.0
Alberta Commercial	118.7	92.0	90.2	55.9	27.7	0.0	0.0	0.0	0.0	0.0	0.0	0.0	384.5
Alberta Industrial	0.0	0.0	0.0	0.0	0.0	0.0	0.0	0.0	0.0	0.0	0.0	0.0	0.0
Alberta Residential	0.0	0.0	0.0	0.0	0.0	0.0	0.0	0.0	0.0	0.0	0.0	0.0	0.0
Alberta Elec.Generation	0.0	0.0	0.0	0.0	0.0	0.0	0.0	0.0	0.0	0.0	0.0	0.0	0.0
Shrinkage													
Acid Gas	0.0	0.0	0.0	0.0	0.0	0.0	0.0	0.0	0.0	0.0	0.0	0.0	0.0
Other products	232.7	209.6	251.7	257.4	283.1	0.0	0.0	0.0	0.0	0.0	0.0	0.0	1,234.5
Fuel	360.4	332.4	347.8	361.6	370.3	0.0	0.0	0.0	0.0	0.0	0.0	0.0	1,772.5
Flared	1.1	1.1	0.0	0.1	1.1	0.0	0.0	0.0	0.0	0.0	0.0	0.0	3.4
Vented	0.3	0.3	0.2	0.2	0.2	0.0	0.0	0.0	0.0	0.0	0.0	0.0	1.2
Diff and Other	-433.9	-428.3	-458.0	-390.9	-451.3	0.0	0.0	0.0	0.0	0.0	0.0	0.0	-2,162.4
Process and Frac													
Pentanes Plus	3.9	0.0	1.7	0.0	0.0	0.0	0.0	0.0	0.0	0.0	0.0	0.0	5.6
Propane	0.0	0.0	0.0	0.0	0.0	0.0	0.0	0.0	0.0	0.0	0.0	0.0	0.0
Butanes	0.0	0.0	0.0	0.0	0.0	0.0	0.0	0.0	0.0	0.0	0.0	0.0	0.0
Ethane	0.0	0.0	0.0	0.0	0.0	0.0	0.0	0.0	0.0	0.0	0.0	0.0	0.0
NGL MIX	1,004.9	910.4	1,091.0	1,118.2	1,228.0	0.0	0.0	0.0	0.0	0.0	0.0	0.0	5,352.5
Sulphur	0.0	0.0	0.0	0.0	0.0	0.0	0.0	0.0	0.0	0.0	0.0	0.0	0.0
Sulphur Closing Inv	0.0	0.0	0.0	0.0	0.0	0.0	0.0	0.0	0.0	0.0	0.0	0.0	0.0

Unit of Measurement: Gas and Gas equivalent products: 1000m3, Liquids: m3, Sulphur: MTS

VPR6200

Facility ID ABGP0001057

Facility Name PENN WEST PEMBINA

Facility Licence # 11691

Facility Operator OBP8 OBE

Production Month	202001	202002	202003	202004	202005	202006	202007	202008	202009	202010	202011	202012	Totals
Receipts													
Receipts from Alberta Facilities	5,328.5	4,890.3	5,790.5	5,383.4	4,508.3	0.0	0.0	0.0	0.0	0.0	0.0	0.0	25,901.0
Receipts from Non-Alberta Facilities	0.0	0.0	0.0	0.0	0.0	0.0	0.0	0.0	0.0	0.0	0.0	0.0	0.0
Dispositions													
Disposition													
Battery	0.0	0.0	0.0	0.0	0.0	0.0	0.0	0.0	0.0	0.0	0.0	0.0	0.0
Gas Gathering System	0.0	0.0	0.0	0.0	0.0	0.0	0.0	0.0	0.0	0.0	0.0	0.0	0.0
Gas Plant	0.0	0.0	0.0	0.0	0.0	0.0	0.0	0.0	0.0	0.0	0.0	0.0	0.0
Injection Facility	0.0	0.0	0.0	0.0	0.0	0.0	0.0	0.0	0.0	0.0	0.0	0.0	0.0
Meter Station	4,676.7	4,286.2	5,201.7	4,934.1	3,898.0	0.0	0.0	0.0	0.0	0.0	0.0	0.0	22,996.7
Other	0.0	0.0	0.0	0.0	0.0	0.0	0.0	0.0	0.0	0.0	0.0	0.0	0.0
Alberta Commercial	0.0	0.0	0.0	0.0	0.0	0.0	0.0	0.0	0.0	0.0	0.0	0.0	0.0
Alberta Industrial	0.0	0.0	0.0	0.0	0.0	0.0	0.0	0.0	0.0	0.0	0.0	0.0	0.0
Alberta Residential	0.0	0.0	0.0	0.0	0.0	0.0	0.0	0.0	0.0	0.0	0.0	0.0	0.0
Alberta Elec.Generation	0.0	0.0	0.0	0.0	0.0	0.0	0.0	0.0	0.0	0.0	0.0	0.0	0.0
Shrinkage													
Acid Gas	0.0	0.0	0.0	0.0	0.0	0.0	0.0	0.0	0.0	0.0	0.0	0.0	0.0
Other products	185.1	189.5	203.9	194.6	134.9	0.0	0.0	0.0	0.0	0.0	0.0	0.0	908.0
Fuel	342.0	313.1	349.0	329.3	294.8	0.0	0.0	0.0	0.0	0.0	0.0	0.0	1,628.2
Flared	0.0	0.0	0.0	0.0	0.0	0.0	0.0	0.0	0.0	0.0	0.0	0.0	0.0
Vented	0.0	0.0	0.0	0.0	0.0	0.0	0.0	0.0	0.0	0.0	0.0	0.0	0.0
Diff and Other	124.7	101.5	35.9	-74.6	180.6	0.0	0.0	0.0	0.0	0.0	0.0	0.0	368.1
Process and Frac													
Pentanes Plus	66.1	80.4	46.8	76.2	57.5	0.0	0.0	0.0	0.0	0.0	0.0	0.0	327.0
Propane	0.0	0.0	0.0	0.0	0.0	0.0	0.0	0.0	0.0	0.0	0.0	0.0	0.0
Butanes	0.0	0.0	0.0	0.0	0.0	0.0	0.0	0.0	0.0	0.0	0.0	0.0	0.0
Ethane	0.0	0.0	0.0	0.0	0.0	0.0	0.0	0.0	0.0	0.0	0.0	0.0	0.0
NGL MIX	686.3	711.6	796.5	740.5	506.6	0.0	0.0	0.0	0.0	0.0	0.0	0.0	3,441.5
Sulphur	0.0	0.0	0.0	0.0	0.0	0.0	0.0	0.0	0.0	0.0	0.0	0.0	0.0
Sulphur Closing Inv	0.0	0.0	0.0	0.0	0.0	0.0	0.0	0.0	0.0	0.0	0.0	0.0	0.0

Unit of Measurement: Gas and Gas equivalent products: 1000m3, Liquids: m3, Sulphur: MTS

VPR6200

Facility ID ABGP0001063

Facility Name APACHE CANADA PROVOST

Facility Licence # 7013

Facility Operator A7WF BATTLE RIVER

Production Month	202001	202002	202003	202004	202005	202006	202007	202008	202009	202010	202011	202012	Totals
Receipts													
Receipts from Alberta Facilities	760.2	702.6	794.6	825.9	862.3	0.0	0.0	0.0	0.0	0.0	0.0	0.0	3,945.6
Receipts from Non-Alberta Facilities	0.0	0.0	0.0	0.0	0.0	0.0	0.0	0.0	0.0	0.0	0.0	0.0	0.0
Dispositions													
Disposition													
Battery	0.0	0.0	0.0	0.0	0.0	0.0	0.0	0.0	0.0	0.0	0.0	0.0	0.0
Gas Gathering System	0.0	0.0	0.0	0.0	0.0	0.0	0.0	0.0	0.0	0.0	0.0	0.0	0.0
Gas Plant	0.0	0.0	0.0	0.0	0.0	0.0	0.0	0.0	0.0	0.0	0.0	0.0	0.0
Injection Facility	0.0	0.0	0.0	0.0	0.0	0.0	0.0	0.0	0.0	0.0	0.0	0.0	0.0
Meter Station	684.4	556.4	732.1	758.4	836.9	0.0	0.0	0.0	0.0	0.0	0.0	0.0	3,568.2
Other	0.0	0.0	0.0	0.0	0.0	0.0	0.0	0.0	0.0	0.0	0.0	0.0	0.0
Alberta Commercial	0.0	0.0	0.0	0.0	0.0	0.0	0.0	0.0	0.0	0.0	0.0	0.0	0.0
Alberta Industrial	0.0	0.0	0.0	0.0	0.0	0.0	0.0	0.0	0.0	0.0	0.0	0.0	0.0
Alberta Residential	0.0	0.0	0.0	0.0	0.0	0.0	0.0	0.0	0.0	0.0	0.0	0.0	0.0
Alberta Elec.Generation	0.0	0.0	0.0	0.0	0.0	0.0	0.0	0.0	0.0	0.0	0.0	0.0	0.0
Shrinkage													
Acid Gas	0.0	0.0	0.0	0.0	0.0	0.0	0.0	0.0	0.0	0.0	0.0	0.0	0.0
Other products	0.9	4.0	3.9	2.7	3.8	0.0	0.0	0.0	0.0	0.0	0.0	0.0	15.3
Fuel	110.2	184.7	103.3	97.8	88.5	0.0	0.0	0.0	0.0	0.0	0.0	0.0	584.5
Flared	0.0	0.0	0.0	0.0	0.0	0.0	0.0	0.0	0.0	0.0	0.0	0.0	0.0
Vented	0.0	0.0	0.0	0.0	0.0	0.0	0.0	0.0	0.0	0.0	0.0	0.0	0.0
Diff and Other	-35.3	-42.5	-44.7	-33.0	-66.9	0.0	0.0	0.0	0.0	0.0	0.0	0.0	-222.4
Process and Frac													
Pentanes Plus	4.2	19.3	18.7	13.0	18.5	0.0	0.0	0.0	0.0	0.0	0.0	0.0	73.7
Propane	0.0	0.0	0.0	0.0	0.0	0.0	0.0	0.0	0.0	0.0	0.0	0.0	0.0
Butanes	0.0	0.0	0.0	0.0	0.0	0.0	0.0	0.0	0.0	0.0	0.0	0.0	0.0
Ethane	0.0	0.0	0.0	0.0	0.0	0.0	0.0	0.0	0.0	0.0	0.0	0.0	0.0
NGL MIX	0.0	0.0	0.0	0.0	0.0	0.0	0.0	0.0	0.0	0.0	0.0	0.0	0.0
Sulphur	0.0	0.0	0.0	0.0	0.0	0.0	0.0	0.0	0.0	0.0	0.0	0.0	0.0
Sulphur Closing Inv	0.0	0.0	0.0	0.0	0.0	0.0	0.0	0.0	0.0	0.0	0.0	0.0	0.0

Unit of Measurement: Gas and Gas equivalent products: 1000m3, Liquids: m3, Sulphur: MTS

VPR6200

Facility ID ABGP0001067

Facility Name RENAISSANCE SYLVAN LAKE-21

Facility Licence # 6673

Facility Operator OR46 HUSKY

Production Month	202001	202002	202003	202004	202005	202006	202007	202008	202009	202010	202011	202012	Totals
Receipts													
Receipts from Alberta Facilities	4,418.5	4,347.6	4,498.0	4,036.4	3,837.4	0.0	0.0	0.0	0.0	0.0	0.0	0.0	21,137.9
Receipts from Non-Alberta Facilities	0.0	0.0	0.0	0.0	0.0	0.0	0.0	0.0	0.0	0.0	0.0	0.0	0.0
Dispositions													
Disposition													
Battery	0.0	0.0	0.0	0.0	0.0	0.0	0.0	0.0	0.0	0.0	0.0	0.0	0.0
Gas Gathering System	0.0	0.0	0.0	0.0	0.0	0.0	0.0	0.0	0.0	0.0	0.0	0.0	0.0
Gas Plant	0.0	0.0	0.0	0.0	0.0	0.0	0.0	0.0	0.0	0.0	0.0	0.0	0.0
Injection Facility	0.0	0.0	0.0	0.0	0.0	0.0	0.0	0.0	0.0	0.0	0.0	0.0	0.0
Meter Station	3,970.8	3,933.5	4,054.0	3,682.0	3,433.3	0.0	0.0	0.0	0.0	0.0	0.0	0.0	19,073.6
Other	0.0	0.0	0.0	0.0	0.0	0.0	0.0	0.0	0.0	0.0	0.0	0.0	0.0
Alberta Commercial	0.0	0.0	0.0	0.0	0.0	0.0	0.0	0.0	0.0	0.0	0.0	0.0	0.0
Alberta Industrial	0.0	0.0	0.0	0.0	0.0	0.0	0.0	0.0	0.0	0.0	0.0	0.0	0.0
Alberta Residential	0.0	0.0	0.0	0.0	0.0	0.0	0.0	0.0	0.0	0.0	0.0	0.0	0.0
Alberta Elec.Generation	0.0	0.0	0.0	0.0	0.0	0.0	0.0	0.0	0.0	0.0	0.0	0.0	0.0
Shrinkage													
Acid Gas	0.0	0.0	0.0	0.0	0.0	0.0	0.0	0.0	0.0	0.0	0.0	0.0	0.0
Other products	237.6	191.2	211.2	216.8	202.1	0.0	0.0	0.0	0.0	0.0	0.0	0.0	1,058.9
Fuel	417.4	391.6	408.0	369.8	346.9	0.0	0.0	0.0	0.0	0.0	0.0	0.0	1,933.7
Flared	1.2	1.3	1.2	4.6	7.9	0.0	0.0	0.0	0.0	0.0	0.0	0.0	16.2
Vented	0.0	0.0	0.0	0.0	0.0	0.0	0.0	0.0	0.0	0.0	0.0	0.0	0.0
Diff and Other	-208.5	-170.0	-176.4	-236.8	-152.8	0.0	0.0	0.0	0.0	0.0	0.0	0.0	-944.5
Process and Frac													
Pentanes Plus	1,457.0	1,271.7	1,294.3	1,048.2	864.0	0.0	0.0	0.0	0.0	0.0	0.0	0.0	5,935.2
Propane	994.5	1,065.0	1,132.5	993.2	791.2	0.0	0.0	0.0	0.0	0.0	0.0	0.0	4,976.4
Butanes	1,392.2	1,588.5	1,423.6	1,218.1	826.1	0.0	0.0	0.0	0.0	0.0	0.0	0.0	6,448.5
Ethane	74.4	85.1	83.5	65.8	58.0	0.0	0.0	0.0	0.0	0.0	0.0	0.0	366.8
NGL MIX	0.0	0.0	0.0	0.0	0.0	0.0	0.0	0.0	0.0	0.0	0.0	0.0	0.0
Sulphur	0.0	0.0	0.0	0.0	0.0	0.0	0.0	0.0	0.0	0.0	0.0	0.0	0.0
Sulphur Closing Inv	0.0	0.0	0.0	0.0	0.0	0.0	0.0	0.0	0.0	0.0	0.0	0.0	0.0

Unit of Measurement: Gas and Gas equivalent products: 1000m3, Liquids: m3, Sulphur: MTS

VPR6200

Facility ID ABGP0001068

Facility Name WESTLOCK 07-15-060-02W5

Facility Licence # 13606

Facility Operator OHE9 CNRL

Production Month	202001	202002	202003	202004	202005	202006	202007	202008	202009	202010	202011	202012	Totals
Receipts													
Receipts from Alberta Facilities	530.0	532.4	593.1	555.4	473.3	0.0	0.0	0.0	0.0	0.0	0.0	0.0	2,684.2
Receipts from Non-Alberta Facilities	0.0	0.0	0.0	0.0	0.0	0.0	0.0	0.0	0.0	0.0	0.0	0.0	0.0
Dispositions													
Disposition													
Battery	0.0	0.0	0.0	0.0	0.0	0.0	0.0	0.0	0.0	0.0	0.0	0.0	0.0
Gas Gathering System	0.0	0.0	0.0	0.0	0.0	0.0	0.0	0.0	0.0	0.0	0.0	0.0	0.0
Gas Plant	0.0	0.0	0.0	0.0	0.0	0.0	0.0	0.0	0.0	0.0	0.0	0.0	0.0
Injection Facility	0.0	0.0	0.0	0.0	0.0	0.0	0.0	0.0	0.0	0.0	0.0	0.0	0.0
Meter Station	430.9	459.2	527.8	487.3	385.6	0.0	0.0	0.0	0.0	0.0	0.0	0.0	2,290.8
Other	0.0	0.0	0.0	0.0	0.0	0.0	0.0	0.0	0.0	0.0	0.0	0.0	0.0
Alberta Commercial	0.0	0.0	0.0	0.0	0.0	0.0	0.0	0.0	0.0	0.0	0.0	0.0	0.0
Alberta Industrial	0.0	0.0	0.0	0.0	0.0	0.0	0.0	0.0	0.0	0.0	0.0	0.0	0.0
Alberta Residential	0.0	0.0	0.0	0.0	0.0	0.0	0.0	0.0	0.0	0.0	0.0	0.0	0.0
Alberta Elec.Generation	0.0	0.0	0.0	0.0	0.0	0.0	0.0	0.0	0.0	0.0	0.0	0.0	0.0
Shrinkage													
Acid Gas	0.0	0.0	0.0	0.0	0.0	0.0	0.0	0.0	0.0	0.0	0.0	0.0	0.0
Other products	1.7	1.8	1.8	1.9	1.1	0.0	0.0	0.0	0.0	0.0	0.0	0.0	8.3
Fuel	101.5	93.9	99.8	92.7	100.1	0.0	0.0	0.0	0.0	0.0	0.0	0.0	488.0
Flared	0.0	0.0	0.0	0.0	0.0	0.0	0.0	0.0	0.0	0.0	0.0	0.0	0.0
Vented	0.4	0.4	0.4	0.6	0.4	0.0	0.0	0.0	0.0	0.0	0.0	0.0	2.2
Diff and Other	-4.5	-22.9	-36.7	-27.1	-13.9	0.0	0.0	0.0	0.0	0.0	0.0	0.0	-105.1
Process and Frac													
Pentanes Plus	8.1	8.7	8.6	9.0	5.4	0.0	0.0	0.0	0.0	0.0	0.0	0.0	39.8
Propane	0.0	0.0	0.0	0.0	0.0	0.0	0.0	0.0	0.0	0.0	0.0	0.0	0.0
Butanes	0.0	0.0	0.0	0.0	0.0	0.0	0.0	0.0	0.0	0.0	0.0	0.0	0.0
Ethane	0.0	0.0	0.0	0.0	0.0	0.0	0.0	0.0	0.0	0.0	0.0	0.0	0.0
NGL MIX	0.0	0.0	0.0	0.0	0.0	0.0	0.0	0.0	0.0	0.0	0.0	0.0	0.0
Sulphur	0.0	0.0	0.0	0.0	0.0	0.0	0.0	0.0	0.0	0.0	0.0	0.0	0.0
Sulphur Closing Inv	0.0	0.0	0.0	0.0	0.0	0.0	0.0	0.0	0.0	0.0	0.0	0.0	0.0

Unit of Measurement: Gas and Gas equivalent products: 1000m3, Liquids: m3, Sulphur: MTS

VPR6200

Facility ID ABGP0001072

Facility Name REAL RESOURCES WEST PROVOST

Facility Licence # 5527

Facility Operator A7BT KARVE

Production Month	202001	202002	202003	202004	202005	202006	202007	202008	202009	202010	202011	202012	Totals
Receipts													
Receipts from Alberta Facilities	2,489.8	2,231.1	2,344.5	2,067.5	2,198.2	0.0	0.0	0.0	0.0	0.0	0.0	0.0	11,331.1
Receipts from Non-Alberta Facilities	0.0	0.0	0.0	0.0	0.0	0.0	0.0	0.0	0.0	0.0	0.0	0.0	0.0
Dispositions													
Disposition													
Battery	0.0	0.0	0.0	0.0	0.0	0.0	0.0	0.0	0.0	0.0	0.0	0.0	0.0
Gas Gathering System	2,391.2	2,214.5	2,233.6	2,011.0	2,124.6	0.0	0.0	0.0	0.0	0.0	0.0	0.0	10,974.9
Gas Plant	0.0	0.0	0.0	0.0	0.0	0.0	0.0	0.0	0.0	0.0	0.0	0.0	0.0
Injection Facility	0.0	0.0	0.0	0.0	0.0	0.0	0.0	0.0	0.0	0.0	0.0	0.0	0.0
Meter Station	0.0	0.0	0.0	0.0	0.0	0.0	0.0	0.0	0.0	0.0	0.0	0.0	0.0
Other	0.0	0.0	0.0	0.0	0.0	0.0	0.0	0.0	0.0	0.0	0.0	0.0	0.0
Alberta Commercial	0.0	0.0	0.0	0.0	0.0	0.0	0.0	0.0	0.0	0.0	0.0	0.0	0.0
Alberta Industrial	0.0	0.0	0.0	0.0	0.0	0.0	0.0	0.0	0.0	0.0	0.0	0.0	0.0
Alberta Residential	0.0	0.0	0.0	0.0	0.0	0.0	0.0	0.0	0.0	0.0	0.0	0.0	0.0
Alberta Elec.Generation	0.0	0.0	0.0	0.0	0.0	0.0	0.0	0.0	0.0	0.0	0.0	0.0	0.0
Shrinkage													
Acid Gas	0.0	0.0	0.0	0.0	0.0	0.0	0.0	0.0	0.0	0.0	0.0	0.0	0.0
Other products	0.0	0.0	0.0	0.0	0.0	0.0	0.0	0.0	0.0	0.0	0.0	0.0	0.0
Fuel	68.5	0.0	72.2	63.2	57.3	0.0	0.0	0.0	0.0	0.0	0.0	0.0	261.2
Flared	0.0	0.0	0.0	0.0	0.0	0.0	0.0	0.0	0.0	0.0	0.0	0.0	0.0
Vented	0.0	0.0	0.0	0.0	0.0	0.0	0.0	0.0	0.0	0.0	0.0	0.0	0.0
Diff and Other	30.1	16.6	38.7	-6.7	16.3	0.0	0.0	0.0	0.0	0.0	0.0	0.0	95.0
Process and Frac													
Pentanes Plus	0.0	0.0	0.0	0.0	0.0	0.0	0.0	0.0	0.0	0.0	0.0	0.0	0.0
Propane	0.0	0.0	0.0	0.0	0.0	0.0	0.0	0.0	0.0	0.0	0.0	0.0	0.0
Butanes	0.0	0.0	0.0	0.0	0.0	0.0	0.0	0.0	0.0	0.0	0.0	0.0	0.0
Ethane	0.0	0.0	0.0	0.0	0.0	0.0	0.0	0.0	0.0	0.0	0.0	0.0	0.0
NGL MIX	0.0	0.0	0.0	0.0	0.0	0.0	0.0	0.0	0.0	0.0	0.0	0.0	0.0
Sulphur	0.0	0.0	0.0	0.0	0.0	0.0	0.0	0.0	0.0	0.0	0.0	0.0	0.0
Sulphur Closing Inv	0.0	0.0	0.0	0.0	0.0	0.0	0.0	0.0	0.0	0.0	0.0	0.0	0.0

Unit of Measurement: Gas and Gas equivalent products: 1000m3, Liquids: m3, Sulphur: MTS

VPR6200

Facility ID ABGP0001075

Facility Name VERMILION CARROT CREEK

Facility Licence # 12157

Facility Operator A6FW VEI

Production Month	202001	202002	202003	202004	202005	202006	202007	202008	202009	202010	202011	202012	Totals
Receipts													
Receipts from Alberta Facilities	11,578.5	12,867.2	14,985.1	13,126.1	10,840.2	0.0	0.0	0.0	0.0	0.0	0.0	0.0	63,397.1
Receipts from Non-Alberta Facilities	0.0	0.0	0.0	0.0	0.0	0.0	0.0	0.0	0.0	0.0	0.0	0.0	0.0
Dispositions													
Disposition													
Battery	0.0	0.0	0.0	47.9	45.7	0.0	0.0	0.0	0.0	0.0	0.0	0.0	93.6
Gas Gathering System	0.0	0.0	0.0	0.0	0.0	0.0	0.0	0.0	0.0	0.0	0.0	0.0	0.0
Gas Plant	0.0	0.0	0.0	0.0	0.0	0.0	0.0	0.0	0.0	0.0	0.0	0.0	0.0
Injection Facility	0.0	0.0	0.0	0.0	0.0	0.0	0.0	0.0	0.0	0.0	0.0	0.0	0.0
Meter Station	10,779.8	12,086.3	14,176.1	12,934.8	10,598.4	0.0	0.0	0.0	0.0	0.0	0.0	0.0	60,575.4
Other	0.0	0.0	0.0	0.0	0.0	0.0	0.0	0.0	0.0	0.0	0.0	0.0	0.0
Alberta Commercial	0.0	0.0	0.0	0.0	0.0	0.0	0.0	0.0	0.0	0.0	0.0	0.0	0.0
Alberta Industrial	0.0	0.0	0.0	0.0	0.0	0.0	0.0	0.0	0.0	0.0	0.0	0.0	0.0
Alberta Residential	0.0	0.0	0.0	0.0	0.0	0.0	0.0	0.0	0.0	0.0	0.0	0.0	0.0
Alberta Elec.Generation	0.0	0.0	0.0	0.0	0.0	0.0	0.0	0.0	0.0	0.0	0.0	0.0	0.0
Shrinkage													
Acid Gas	0.0	0.0	0.0	0.0	0.0	0.0	0.0	0.0	0.0	0.0	0.0	0.0	0.0
Other products	707.6	857.6	981.8	809.6	724.9	0.0	0.0	0.0	0.0	0.0	0.0	0.0	4,081.5
Fuel	478.9	469.3	520.3	434.1	364.7	0.0	0.0	0.0	0.0	0.0	0.0	0.0	2,267.3
Flared	6.2	4.8	3.5	3.8	7.7	0.0	0.0	0.0	0.0	0.0	0.0	0.0	26.0
Vented	0.0	0.0	0.0	0.0	0.0	0.0	0.0	0.0	0.0	0.0	0.0	0.0	0.0
Diff and Other	-394.0	-550.8	-696.6	-1,104.1	-901.2	0.0	0.0	0.0	0.0	0.0	0.0	0.0	-3,646.7
Process and Frac													
Pentanes Plus	1,119.1	1,863.5	2,341.9	2,034.7	1,639.8	0.0	0.0	0.0	0.0	0.0	0.0	0.0	8,999.0
Propane	0.0	0.0	0.0	0.0	0.0	0.0	0.0	0.0	0.0	0.0	0.0	0.0	0.0
Butanes	0.0	0.0	0.0	0.0	0.0	0.0	0.0	0.0	0.0	0.0	0.0	0.0	0.0
Ethane	0.0	0.0	0.0	0.0	0.0	0.0	0.0	0.0	0.0	0.0	0.0	0.0	0.0
NGL MIX	1,978.4	1,950.1	2,054.8	1,603.5	1,591.0	0.0	0.0	0.0	0.0	0.0	0.0	0.0	9,177.8
Sulphur	0.0	0.0	0.0	0.0	0.0	0.0	0.0	0.0	0.0	0.0	0.0	0.0	0.0
Sulphur Closing Inv	0.0	0.0	0.0	0.0	0.0	0.0	0.0	0.0	0.0	0.0	0.0	0.0	0.0

Unit of Measurement: Gas and Gas equivalent products: 1000m3, Liquids: m3, Sulphur: MTS

VPR6200

Facility ID ABGP0001076
Facility Licence # 3818

Facility Name PANCDN WAYNE-ROSEDALE
Facility Operator A7AG LYNX ENERGY

Production Month	202001	202002	202003	202004	202005	202006	202007	202008	202009	202010	202011	202012	Totals
Receipts													
Receipts from Alberta Facilities	8,728.1	8,810.0	8,956.4	8,443.4	8,819.8	0.0	0.0	0.0	0.0	0.0	0.0	0.0	43,757.7
Receipts from Non-Alberta Facilities	0.0	0.0	0.0	0.0	0.0	0.0	0.0	0.0	0.0	0.0	0.0	0.0	0.0
Dispositions													
Disposition													
Battery	380.5	379.3	373.7	345.0	334.1	0.0	0.0	0.0	0.0	0.0	0.0	0.0	1,812.6
Gas Gathering System	7,628.9	7,793.1	7,952.5	7,498.6	7,826.3	0.0	0.0	0.0	0.0	0.0	0.0	0.0	38,699.4
Gas Plant	0.0	0.0	0.0	0.0	0.0	0.0	0.0	0.0	0.0	0.0	0.0	0.0	0.0
Injection Facility	0.0	0.0	0.0	0.0	0.0	0.0	0.0	0.0	0.0	0.0	0.0	0.0	0.0
Meter Station	0.0	0.0	0.0	0.0	0.0	0.0	0.0	0.0	0.0	0.0	0.0	0.0	0.0
Other	0.0	0.0	0.0	0.0	0.0	0.0	0.0	0.0	0.0	0.0	0.0	0.0	0.0
Alberta Commercial	0.0	0.0	0.0	0.0	0.0	0.0	0.0	0.0	0.0	0.0	0.0	0.0	0.0
Alberta Industrial	0.0	0.0	0.0	0.0	0.0	0.0	0.0	0.0	0.0	0.0	0.0	0.0	0.0
Alberta Residential	0.0	0.0	0.0	0.0	0.0	0.0	0.0	0.0	0.0	0.0	0.0	0.0	0.0
Alberta Elec.Generation	0.0	0.0	0.0	0.0	0.0	0.0	0.0	0.0	0.0	0.0	0.0	0.0	0.0
Shrinkage													
Acid Gas	0.0	0.0	0.0	0.0	0.0	0.0	0.0	0.0	0.0	0.0	0.0	0.0	0.0
Other products	186.6	195.7	189.0	165.4	172.9	0.0	0.0	0.0	0.0	0.0	0.0	0.0	909.6
Fuel	15.5	14.1	15.2	13.3	12.2	0.0	0.0	0.0	0.0	0.0	0.0	0.0	70.3
Flared	0.0	0.0	0.0	0.0	0.0	0.0	0.0	0.0	0.0	0.0	0.0	0.0	0.0
Vented	0.0	0.0	0.0	0.0	0.0	0.0	0.0	0.0	0.0	0.0	0.0	0.0	0.0
Diff and Other	516.6	427.8	426.0	421.1	474.3	0.0	0.0	0.0	0.0	0.0	0.0	0.0	2,265.8
Process and Frac													
Pentanes Plus	0.0	0.0	0.0	0.0	0.0	0.0	0.0	0.0	0.0	0.0	0.0	0.0	0.0
Propane	0.0	0.0	0.0	0.0	0.0	0.0	0.0	0.0	0.0	0.0	0.0	0.0	0.0
Butanes	0.0	0.0	0.0	0.0	0.0	0.0	0.0	0.0	0.0	0.0	0.0	0.0	0.0
Ethane	0.0	0.0	0.0	0.0	0.0	0.0	0.0	0.0	0.0	0.0	0.0	0.0	0.0
NGL MIX	795.0	843.7	808.7	716.5	741.7	0.0	0.0	0.0	0.0	0.0	0.0	0.0	3,905.6
Sulphur	0.0	0.0	0.0	0.0	0.0	0.0	0.0	0.0	0.0	0.0	0.0	0.0	0.0
Sulphur Closing Inv	0.0	0.0	0.0	0.0	0.0	0.0	0.0	0.0	0.0	0.0	0.0	0.0	0.0

Unit of Measurement: Gas and Gas equivalent products: 1000m3, Liquids: m3, Sulphur: MTS

VPR6200

Facility ID ABGP0001080

Facility Name CALCRUDE CHERHILL

Facility Licence # 13072

Facility Operator A2PH JOURNEY

Production Month	202001	202002	202003	202004	202005	202006	202007	202008	202009	202010	202011	202012	Totals
Receipts													
Receipts from Alberta Facilities	935.3	973.1	1,061.2	893.3	959.4	0.0	0.0	0.0	0.0	0.0	0.0	0.0	4,822.3
Receipts from Non-Alberta Facilities	0.0	0.0	0.0	0.0	0.0	0.0	0.0	0.0	0.0	0.0	0.0	0.0	0.0
Dispositions													
Disposition													
Battery	0.0	0.0	0.0	0.0	0.0	0.0	0.0	0.0	0.0	0.0	0.0	0.0	0.0
Gas Gathering System	0.0	0.0	0.0	0.0	0.0	0.0	0.0	0.0	0.0	0.0	0.0	0.0	0.0
Gas Plant	0.0	0.0	0.0	0.0	0.0	0.0	0.0	0.0	0.0	0.0	0.0	0.0	0.0
Injection Facility	0.0	0.0	0.0	0.0	0.0	0.0	0.0	0.0	0.0	0.0	0.0	0.0	0.0
Meter Station	708.8	749.0	829.8	672.1	739.1	0.0	0.0	0.0	0.0	0.0	0.0	0.0	3,698.8
Other	0.0	0.0	0.0	0.0	0.0	0.0	0.0	0.0	0.0	0.0	0.0	0.0	0.0
Alberta Commercial	0.0	0.0	0.0	0.0	0.0	0.0	0.0	0.0	0.0	0.0	0.0	0.0	0.0
Alberta Industrial	0.0	0.0	0.0	0.0	0.0	0.0	0.0	0.0	0.0	0.0	0.0	0.0	0.0
Alberta Residential	0.0	0.0	0.0	0.0	0.0	0.0	0.0	0.0	0.0	0.0	0.0	0.0	0.0
Alberta Elec.Generation	0.0	0.0	0.0	0.0	0.0	0.0	0.0	0.0	0.0	0.0	0.0	0.0	0.0
Shrinkage													
Acid Gas	0.0	0.0	0.0	0.0	0.0	0.0	0.0	0.0	0.0	0.0	0.0	0.0	0.0
Other products	28.6	28.9	31.3	28.9	28.7	0.0	0.0	0.0	0.0	0.0	0.0	0.0	146.4
Fuel	279.3	260.4	276.7	251.1	266.3	0.0	0.0	0.0	0.0	0.0	0.0	0.0	1,333.8
Flared	0.0	0.0	0.0	0.0	0.0	0.0	0.0	0.0	0.0	0.0	0.0	0.0	0.0
Vented	0.0	0.0	0.0	0.0	0.0	0.0	0.0	0.0	0.0	0.0	0.0	0.0	0.0
Diff and Other	-81.4	-65.2	-76.6	-58.8	-74.7	0.0	0.0	0.0	0.0	0.0	0.0	0.0	-356.7
Process and Frac													
Pentanes Plus	0.0	0.0	0.0	0.0	0.0	0.0	0.0	0.0	0.0	0.0	0.0	0.0	0.0
Propane	0.0	0.0	0.0	0.0	0.0	0.0	0.0	0.0	0.0	0.0	0.0	0.0	0.0
Butanes	0.0	0.0	0.0	0.0	0.0	0.0	0.0	0.0	0.0	0.0	0.0	0.0	0.0
Ethane	0.0	0.0	0.0	0.0	0.0	0.0	0.0	0.0	0.0	0.0	0.0	0.0	0.0
NGL MIX	118.2	120.1	129.9	121.3	120.2	0.0	0.0	0.0	0.0	0.0	0.0	0.0	609.7
Sulphur	0.0	0.0	0.0	0.0	0.0	0.0	0.0	0.0	0.0	0.0	0.0	0.0	0.0
Sulphur Closing Inv	0.0	0.0	0.0	0.0	0.0	0.0	0.0	0.0	0.0	0.0	0.0	0.0	0.0

Unit of Measurement: Gas and Gas equivalent products: 1000m3, Liquids: m3, Sulphur: MTS

VPR6200

Facility ID ABGP0001085
Facility Licence # 11675

Facility Name Penn West Tomahawk 04-02 GP
Facility Operator OBP8 OBE

Production Month	202001	202002	202003	202004	202005	202006	202007	202008	202009	202010	202011	202012	Totals
Receipts													
Receipts from Alberta Facilities	1,071.7	1,034.5	1,066.0	1,033.3	1,072.8	0.0	0.0	0.0	0.0	0.0	0.0	0.0	5,278.3
Receipts from Non-Alberta Facilities	0.0	0.0	0.0	0.0	0.0	0.0	0.0	0.0	0.0	0.0	0.0	0.0	0.0
Dispositions													
Disposition													
Battery	0.0	0.0	0.0	0.0	0.0	0.0	0.0	0.0	0.0	0.0	0.0	0.0	0.0
Gas Gathering System	828.1	777.7	774.0	765.5	809.1	0.0	0.0	0.0	0.0	0.0	0.0	0.0	3,954.4
Gas Plant	0.0	0.0	0.0	0.0	0.0	0.0	0.0	0.0	0.0	0.0	0.0	0.0	0.0
Injection Facility	0.0	0.0	0.0	0.0	0.0	0.0	0.0	0.0	0.0	0.0	0.0	0.0	0.0
Meter Station	0.0	0.0	0.0	0.0	0.0	0.0	0.0	0.0	0.0	0.0	0.0	0.0	0.0
Other	0.0	0.0	0.0	0.0	0.0	0.0	0.0	0.0	0.0	0.0	0.0	0.0	0.0
Alberta Commercial	0.0	0.0	0.0	0.0	0.0	0.0	0.0	0.0	0.0	0.0	0.0	0.0	0.0
Alberta Industrial	0.0	0.0	0.0	0.0	0.0	0.0	0.0	0.0	0.0	0.0	0.0	0.0	0.0
Alberta Residential	0.0	0.0	0.0	0.0	0.0	0.0	0.0	0.0	0.0	0.0	0.0	0.0	0.0
Alberta Elec.Generation	0.0	0.0	0.0	0.0	0.0	0.0	0.0	0.0	0.0	0.0	0.0	0.0	0.0
Shrinkage													
Acid Gas	0.0	0.0	0.0	0.0	0.0	0.0	0.0	0.0	0.0	0.0	0.0	0.0	0.0
Other products	19.1	23.5	24.2	23.5	23.5	0.0	0.0	0.0	0.0	0.0	0.0	0.0	113.8
Fuel	60.9	60.8	63.9	62.1	54.0	0.0	0.0	0.0	0.0	0.0	0.0	0.0	301.7
Flared	0.0	0.0	0.0	0.0	0.0	0.0	0.0	0.0	0.0	0.0	0.0	0.0	0.0
Vented	0.0	0.0	0.0	0.0	0.0	0.0	0.0	0.0	0.0	0.0	0.0	0.0	0.0
Diff and Other	163.6	172.5	203.9	182.2	186.2	0.0	0.0	0.0	0.0	0.0	0.0	0.0	908.4
Process and Frac													
Pentanes Plus	92.2	113.7	116.9	113.5	113.8	0.0	0.0	0.0	0.0	0.0	0.0	0.0	550.1
Propane	0.0	0.0	0.0	0.0	0.0	0.0	0.0	0.0	0.0	0.0	0.0	0.0	0.0
Butanes	0.0	0.0	0.0	0.0	0.0	0.0	0.0	0.0	0.0	0.0	0.0	0.0	0.0
Ethane	0.0	0.0	0.0	0.0	0.0	0.0	0.0	0.0	0.0	0.0	0.0	0.0	0.0
NGL MIX	0.0	0.0	0.0	0.0	0.0	0.0	0.0	0.0	0.0	0.0	0.0	0.0	0.0
Sulphur	0.0	0.0	0.0	0.0	0.0	0.0	0.0	0.0	0.0	0.0	0.0	0.0	0.0
Sulphur Closing Inv	0.0	0.0	0.0	0.0	0.0	0.0	0.0	0.0	0.0	0.0	0.0	0.0	0.0

Unit of Measurement: Gas and Gas equivalent products: 1000m3, Liquids: m3, Sulphur: MTS

VPR6200

Facility ID ABGP0001086
Facility Licence # 4623

Facility Name Tamarack Veteran 15-20-034-08W4 GP
Facility Operator A5TT TAC

Production Month	202001	202002	202003	202004	202005	202006	202007	202008	202009	202010	202011	202012	Totals
Receipts													
Receipts from Alberta Facilities	4,409.0	3,978.0	4,454.3	4,644.9	4,639.8	0.0	0.0	0.0	0.0	0.0	0.0	0.0	22,126.0
Receipts from Non-Alberta Facilities	0.0	0.0	0.0	0.0	0.0	0.0	0.0	0.0	0.0	0.0	0.0	0.0	0.0
Dispositions													
Disposition													
Battery	0.0	0.0	0.0	0.0	0.0	0.0	0.0	0.0	0.0	0.0	0.0	0.0	0.0
Gas Gathering System	0.0	0.0	0.0	0.0	0.0	0.0	0.0	0.0	0.0	0.0	0.0	0.0	0.0
Gas Plant	0.0	0.0	0.0	0.0	0.0	0.0	0.0	0.0	0.0	0.0	0.0	0.0	0.0
Injection Facility	0.0	0.0	0.0	0.0	0.0	0.0	0.0	0.0	0.0	0.0	0.0	0.0	0.0
Meter Station	4,526.1	4,128.9	4,643.6	4,851.1	4,845.0	0.0	0.0	0.0	0.0	0.0	0.0	0.0	22,994.7
Other	0.0	0.0	0.0	0.0	0.0	0.0	0.0	0.0	0.0	0.0	0.0	0.0	0.0
Alberta Commercial	0.0	0.0	0.0	0.0	0.0	0.0	0.0	0.0	0.0	0.0	0.0	0.0	0.0
Alberta Industrial	0.0	0.0	0.0	0.0	0.0	0.0	0.0	0.0	0.0	0.0	0.0	0.0	0.0
Alberta Residential	0.0	0.0	0.0	0.0	0.0	0.0	0.0	0.0	0.0	0.0	0.0	0.0	0.0
Alberta Elec.Generation	0.0	0.0	0.0	0.0	0.0	0.0	0.0	0.0	0.0	0.0	0.0	0.0	0.0
Shrinkage													
Acid Gas	0.0	0.0	0.0	0.0	0.0	0.0	0.0	0.0	0.0	0.0	0.0	0.0	0.0
Other products	45.7	42.5	43.5	49.6	58.0	0.0	0.0	0.0	0.0	0.0	0.0	0.0	239.3
Fuel	0.0	0.0	0.0	0.0	0.0	0.0	0.0	0.0	0.0	0.0	0.0	0.0	0.0
Flared	0.0	0.0	0.0	0.0	0.0	0.0	0.0	0.0	0.0	0.0	0.0	0.0	0.0
Vented	0.0	0.0	0.0	0.0	0.0	0.0	0.0	0.0	0.0	0.0	0.0	0.0	0.0
Diff and Other	-162.8	-193.4	-232.8	-255.8	-263.2	0.0	0.0	0.0	0.0	0.0	0.0	0.0	-1,108.0
Process and Frac													
Pentanes Plus	0.0	0.0	0.0	0.0	0.0	0.0	0.0	0.0	0.0	0.0	0.0	0.0	0.0
Propane	0.0	0.0	0.0	0.0	0.0	0.0	0.0	0.0	0.0	0.0	0.0	0.0	0.0
Butanes	0.0	0.0	0.0	0.0	0.0	0.0	0.0	0.0	0.0	0.0	0.0	0.0	0.0
Ethane	0.0	0.0	0.0	0.0	0.0	0.0	0.0	0.0	0.0	0.0	0.0	0.0	0.0
NGL MIX	199.8	185.8	191.2	217.1	254.2	0.0	0.0	0.0	0.0	0.0	0.0	0.0	1,048.1
Sulphur	0.0	0.0	0.0	0.0	0.0	0.0	0.0	0.0	0.0	0.0	0.0	0.0	0.0
Sulphur Closing Inv	0.0	0.0	0.0	0.0	0.0	0.0	0.0	0.0	0.0	0.0	0.0	0.0	0.0

Unit of Measurement: Gas and Gas equivalent products: 1000m3, Liquids: m3, Sulphur: MTS

VPR6200

Facility ID ABGP0001088

Facility Name SPARTAN OIL PEMBINA

Facility Licence # 10759

Facility Operator 0XZ4 BONTERRA

Production Month	202001	202002	202003	202004	202005	202006	202007	202008	202009	202010	202011	202012	Totals
Receipts													
Receipts from Alberta Facilities	8,126.2	7,793.3	8,348.9	6,143.7	5,806.6	0.0	0.0	0.0	0.0	0.0	0.0	0.0	36,218.7
Receipts from Non-Alberta Facilities	0.0	0.0	0.0	0.0	0.0	0.0	0.0	0.0	0.0	0.0	0.0	0.0	0.0
Dispositions													
Disposition													
Battery	44.2	53.8	54.6	48.0	45.6	0.0	0.0	0.0	0.0	0.0	0.0	0.0	246.2
Gas Gathering System	6,883.1	6,659.0	7,301.4	5,126.8	4,787.1	0.0	0.0	0.0	0.0	0.0	0.0	0.0	30,757.4
Gas Plant	0.0	0.0	0.0	0.0	0.0	0.0	0.0	0.0	0.0	0.0	0.0	0.0	0.0
Injection Facility	0.0	0.0	0.0	0.0	0.0	0.0	0.0	0.0	0.0	0.0	0.0	0.0	0.0
Meter Station	0.0	0.0	0.0	0.0	0.0	0.0	0.0	0.0	0.0	0.0	0.0	0.0	0.0
Other	0.0	0.0	0.0	0.0	0.0	0.0	0.0	0.0	0.0	0.0	0.0	0.0	0.0
Alberta Commercial	0.0	0.0	0.0	0.0	0.0	0.0	0.0	0.0	0.0	0.0	0.0	0.0	0.0
Alberta Industrial	0.0	0.0	0.0	0.0	0.0	0.0	0.0	0.0	0.0	0.0	0.0	0.0	0.0
Alberta Residential	0.0	0.0	0.0	0.0	0.0	0.0	0.0	0.0	0.0	0.0	0.0	0.0	0.0
Alberta Elec.Generation	0.0	0.0	0.0	0.0	0.0	0.0	0.0	0.0	0.0	0.0	0.0	0.0	0.0
Shrinkage													
Acid Gas	0.0	0.0	0.0	0.0	0.0	0.0	0.0	0.0	0.0	0.0	0.0	0.0	0.0
Other products	259.7	238.6	275.2	200.8	206.4	0.0	0.0	0.0	0.0	0.0	0.0	0.0	1,180.7
Fuel	572.9	522.8	485.8	463.3	456.2	0.0	0.0	0.0	0.0	0.0	0.0	0.0	2,501.0
Flared	3.0	3.5	1.5	2.1	8.8	0.0	0.0	0.0	0.0	0.0	0.0	0.0	18.9
Vented	0.0	0.0	0.0	0.0	0.0	0.0	0.0	0.0	0.0	0.0	0.0	0.0	0.0
Diff and Other	363.3	315.6	230.4	302.7	302.5	0.0	0.0	0.0	0.0	0.0	0.0	0.0	1,514.5
Process and Frac													
Pentanes Plus	200.9	208.8	226.4	165.1	163.0	0.0	0.0	0.0	0.0	0.0	0.0	0.0	964.2
Propane	190.8	163.9	216.4	140.8	153.8	0.0	0.0	0.0	0.0	0.0	0.0	0.0	865.7
Butanes	0.0	0.0	0.0	0.0	0.0	0.0	0.0	0.0	0.0	0.0	0.0	0.0	0.0
Ethane	0.0	0.0	0.0	0.0	0.0	0.0	0.0	0.0	0.0	0.0	0.0	0.0	0.0
NGL MIX	699.8	633.7	712.4	541.5	555.0	0.0	0.0	0.0	0.0	0.0	0.0	0.0	3,142.4
Sulphur	0.0	0.0	0.0	0.0	0.0	0.0	0.0	0.0	0.0	0.0	0.0	0.0	0.0
Sulphur Closing Inv	0.0	0.0	0.0	0.0	0.0	0.0	0.0	0.0	0.0	0.0	0.0	0.0	0.0

Unit of Measurement: Gas and Gas equivalent products: 1000m3, Liquids: m3, Sulphur: MTS

VPR6200

Facility ID ABGP0001091
Facility Licence # 3528

Facility Name PANCDN WINTERING HILLS
Facility Operator A7NW TXNE

Production Month	202001	202002	202003	202004	202005	202006	202007	202008	202009	202010	202011	202012	Totals
Receipts													
Receipts from Alberta Facilities	10,196.7	9,696.3	12,211.2	11,513.7	12,697.8	0.0	0.0	0.0	0.0	0.0	0.0	0.0	56,315.7
Receipts from Non-Alberta Facilities	0.0	0.0	0.0	0.0	0.0	0.0	0.0	0.0	0.0	0.0	0.0	0.0	0.0
Dispositions													
Disposition													
Battery	0.0	0.0	0.0	0.0	0.0	0.0	0.0	0.0	0.0	0.0	0.0	0.0	0.0
Gas Gathering System	0.0	0.0	0.0	0.0	0.0	0.0	0.0	0.0	0.0	0.0	0.0	0.0	0.0
Gas Plant	0.0	0.0	0.0	0.0	0.0	0.0	0.0	0.0	0.0	0.0	0.0	0.0	0.0
Injection Facility	0.0	0.0	0.0	0.0	0.0	0.0	0.0	0.0	0.0	0.0	0.0	0.0	0.0
Meter Station	9,233.1	9,125.0	11,520.7	10,878.4	11,939.2	0.0	0.0	0.0	0.0	0.0	0.0	0.0	52,696.4
Other	0.0	0.0	0.0	0.0	0.0	0.0	0.0	0.0	0.0	0.0	0.0	0.0	0.0
Alberta Commercial	0.0	0.0	0.0	0.0	0.0	0.0	0.0	0.0	0.0	0.0	0.0	0.0	0.0
Alberta Industrial	0.0	0.0	0.0	0.0	0.0	0.0	0.0	0.0	0.0	0.0	0.0	0.0	0.0
Alberta Residential	0.0	0.0	0.0	0.0	0.0	0.0	0.0	0.0	0.0	0.0	0.0	0.0	0.0
Alberta Elec.Generation	0.0	0.0	0.0	0.0	0.0	0.0	0.0	0.0	0.0	0.0	0.0	0.0	0.0
Shrinkage													
Acid Gas	0.0	0.0	0.0	0.0	0.0	0.0	0.0	0.0	0.0	0.0	0.0	0.0	0.0
Other products	135.9	119.3	165.5	162.0	166.4	0.0	0.0	0.0	0.0	0.0	0.0	0.0	749.1
Fuel	287.6	288.7	348.2	316.7	310.4	0.0	0.0	0.0	0.0	0.0	0.0	0.0	1,551.6
Flared	0.0	0.0	0.0	0.0	0.0	0.0	0.0	0.0	0.0	0.0	0.0	0.0	0.0
Vented	0.2	0.1	7.8	7.5	8.0	0.0	0.0	0.0	0.0	0.0	0.0	0.0	23.6
Diff and Other	539.9	163.2	169.0	149.1	273.8	0.0	0.0	0.0	0.0	0.0	0.0	0.0	1,295.0
Process and Frac													
Pentanes Plus	0.3	0.0	0.0	6.8	0.0	0.0	0.0	0.0	0.0	0.0	0.0	0.0	7.1
Propane	0.0	0.0	0.0	0.0	0.0	0.0	0.0	0.0	0.0	0.0	0.0	0.0	0.0
Butanes	0.0	0.0	0.0	0.0	0.0	0.0	0.0	0.0	0.0	0.0	0.0	0.0	0.0
Ethane	0.0	0.0	0.0	0.0	0.0	0.0	0.0	0.0	0.0	0.0	0.0	0.0	0.0
NGL MIX	581.2	510.5	707.1	691.0	715.7	0.0	0.0	0.0	0.0	0.0	0.0	0.0	3,205.5
Sulphur	0.0	0.0	0.0	0.0	0.0	0.0	0.0	0.0	0.0	0.0	0.0	0.0	0.0
Sulphur Closing Inv	0.0	0.0	0.0	0.0	0.0	0.0	0.0	0.0	0.0	0.0	0.0	0.0	0.0

Unit of Measurement: Gas and Gas equivalent products: 1000m3, Liquids: m3, Sulphur: MTS

VPR6200

Facility ID ABGP0001093
Facility Licence # 7422

Facility Name FERRIER 09-22-39-8w5
Facility Operator OHE9 CNRL

Production Month	202001	202002	202003	202004	202005	202006	202007	202008	202009	202010	202011	202012	Totals
Receipts													
Receipts from Alberta Facilities	5,316.7	5,989.5	6,797.2	7,541.1	7,285.7	0.0	0.0	0.0	0.0	0.0	0.0	0.0	32,930.2
Receipts from Non-Alberta Facilities	0.0	0.0	0.0	0.0	0.0	0.0	0.0	0.0	0.0	0.0	0.0	0.0	0.0
Dispositions													
Disposition													
Battery	0.0	0.0	0.0	0.0	0.0	0.0	0.0	0.0	0.0	0.0	0.0	0.0	0.0
Gas Gathering System	0.0	0.0	0.0	0.0	0.0	0.0	0.0	0.0	0.0	0.0	0.0	0.0	0.0
Gas Plant	0.0	0.0	0.0	0.0	0.0	0.0	0.0	0.0	0.0	0.0	0.0	0.0	0.0
Injection Facility	0.0	0.0	0.0	0.0	0.0	0.0	0.0	0.0	0.0	0.0	0.0	0.0	0.0
Meter Station	5,034.2	5,663.2	6,444.1	6,780.7	6,855.3	0.0	0.0	0.0	0.0	0.0	0.0	0.0	30,777.5
Other	0.0	0.0	0.0	0.0	0.0	0.0	0.0	0.0	0.0	0.0	0.0	0.0	0.0
Alberta Commercial	0.0	0.0	0.0	0.0	0.0	0.0	0.0	0.0	0.0	0.0	0.0	0.0	0.0
Alberta Industrial	0.0	0.0	0.0	0.0	0.0	0.0	0.0	0.0	0.0	0.0	0.0	0.0	0.0
Alberta Residential	0.0	0.0	0.0	0.0	0.0	0.0	0.0	0.0	0.0	0.0	0.0	0.0	0.0
Alberta Elec.Generation	0.0	0.0	0.0	0.0	0.0	0.0	0.0	0.0	0.0	0.0	0.0	0.0	0.0
Shrinkage													
Acid Gas	0.0	0.0	0.0	0.0	0.0	0.0	0.0	0.0	0.0	0.0	0.0	0.0	0.0
Other products	262.3	298.8	325.3	339.3	374.7	0.0	0.0	0.0	0.0	0.0	0.0	0.0	1,600.4
Fuel	94.2	78.8	84.1	141.3	84.0	0.0	0.0	0.0	0.0	0.0	0.0	0.0	482.4
Flared	5.1	12.3	3.7	5.1	2.9	0.0	0.0	0.0	0.0	0.0	0.0	0.0	29.1
Vented	0.0	0.0	0.6	0.5	0.6	0.0	0.0	0.0	0.0	0.0	0.0	0.0	1.7
Diff and Other	-79.1	-63.6	-60.6	274.2	-31.8	0.0	0.0	0.0	0.0	0.0	0.0	0.0	39.1
Process and Frac													
Pentanes Plus	0.0	0.0	0.0	0.0	0.0	0.0	0.0	0.0	0.0	0.0	0.0	0.0	0.0
Propane	0.0	0.0	0.0	0.0	0.0	0.0	0.0	0.0	0.0	0.0	0.0	0.0	0.0
Butanes	0.0	0.0	0.0	0.0	0.0	0.0	0.0	0.0	0.0	0.0	0.0	0.0	0.0
Ethane	0.0	0.0	0.0	0.0	0.0	0.0	0.0	0.0	0.0	0.0	0.0	0.0	0.0
NGL MIX	1,087.6	1,244.8	1,360.6	1,433.2	1,573.4	0.0	0.0	0.0	0.0	0.0	0.0	0.0	6,699.6
Sulphur	0.0	0.0	0.0	0.0	0.0	0.0	0.0	0.0	0.0	0.0	0.0	0.0	0.0
Sulphur Closing Inv	0.0	0.0	0.0	0.0	0.0	0.0	0.0	0.0	0.0	0.0	0.0	0.0	0.0

Unit of Measurement: Gas and Gas equivalent products: 1000m3, Liquids: m3, Sulphur: MTS

VPR6200

Facility ID ABGP0001095
Facility Licence # 4247

Facility Name CDN 88 TWINING
Facility Operator A1GR PINE CLIFF

Production Month	202001	202002	202003	202004	202005	202006	202007	202008	202009	202010	202011	202012	Totals
Receipts													
Receipts from Alberta Facilities	4,167.2	4,397.0	4,463.7	4,238.5	4,330.7	0.0	0.0	0.0	0.0	0.0	0.0	0.0	21,597.1
Receipts from Non-Alberta Facilities	0.0	0.0	0.0	0.0	0.0	0.0	0.0	0.0	0.0	0.0	0.0	0.0	0.0
Dispositions													
Disposition													
Battery	0.0	0.0	0.0	0.0	0.0	0.0	0.0	0.0	0.0	0.0	0.0	0.0	0.0
Gas Gathering System	104.9	86.0	73.2	68.7	71.6	0.0	0.0	0.0	0.0	0.0	0.0	0.0	404.4
Gas Plant	0.0	0.0	0.0	0.0	0.0	0.0	0.0	0.0	0.0	0.0	0.0	0.0	0.0
Injection Facility	0.0	0.0	0.0	0.0	0.0	0.0	0.0	0.0	0.0	0.0	0.0	0.0	0.0
Meter Station	3,824.2	4,076.6	4,202.0	4,136.1	4,107.7	0.0	0.0	0.0	0.0	0.0	0.0	0.0	20,346.6
Other	0.0	0.0	0.0	0.0	0.0	0.0	0.0	0.0	0.0	0.0	0.0	0.0	0.0
Alberta Commercial	0.0	0.0	0.0	0.0	0.0	0.0	0.0	0.0	0.0	0.0	0.0	0.0	0.0
Alberta Industrial	0.0	0.0	0.0	0.0	0.0	0.0	0.0	0.0	0.0	0.0	0.0	0.0	0.0
Alberta Residential	0.0	0.0	0.0	0.0	0.0	0.0	0.0	0.0	0.0	0.0	0.0	0.0	0.0
Alberta Elec.Generation	0.0	0.0	0.0	0.0	0.0	0.0	0.0	0.0	0.0	0.0	0.0	0.0	0.0
Shrinkage													
Acid Gas	0.0	0.0	0.0	0.0	0.0	0.0	0.0	0.0	0.0	0.0	0.0	0.0	0.0
Other products	269.9	279.1	329.1	218.5	258.8	0.0	0.0	0.0	0.0	0.0	0.0	0.0	1,355.4
Fuel	18.3	101.0	14.0	81.1	10.8	0.0	0.0	0.0	0.0	0.0	0.0	0.0	225.2
Flared	0.0	0.0	0.0	0.0	0.0	0.0	0.0	0.0	0.0	0.0	0.0	0.0	0.0
Vented	0.0	0.0	0.0	0.0	0.0	0.0	0.0	0.0	0.0	0.0	0.0	0.0	0.0
Diff and Other	-50.1	-145.7	-154.6	-265.9	-118.2	0.0	0.0	0.0	0.0	0.0	0.0	0.0	-734.5
Process and Frac													
Pentanes Plus	7.1	0.0	0.0	0.0	0.0	0.0	0.0	0.0	0.0	0.0	0.0	0.0	7.1
Propane	0.0	0.0	0.0	0.0	0.0	0.0	0.0	0.0	0.0	0.0	0.0	0.0	0.0
Butanes	0.0	0.0	0.0	0.0	0.0	0.0	0.0	0.0	0.0	0.0	0.0	0.0	0.0
Ethane	0.0	0.0	0.0	0.0	0.0	0.0	0.0	0.0	0.0	0.0	0.0	0.0	0.0
NGL MIX	1,103.9	1,115.6	1,315.0	870.2	1,067.8	0.0	0.0	0.0	0.0	0.0	0.0	0.0	5,472.5
Sulphur	0.0	0.0	0.0	0.0	0.0	0.0	0.0	0.0	0.0	0.0	0.0	0.0	0.0
Sulphur Closing Inv	0.0	0.0	0.0	0.0	0.0	0.0	0.0	0.0	0.0	0.0	0.0	0.0	0.0

Unit of Measurement: Gas and Gas equivalent products: 1000m3, Liquids: m3, Sulphur: MTS

VPR6200

Facility ID ABGP0001097
Facility Licence # 4228

Facility Name CONOCO GHOST PINE
Facility Operator A1GR PINE CLIFF

Production Month	202001	202002	202003	202004	202005	202006	202007	202008	202009	202010	202011	202012	Totals
Receipts													
Receipts from Alberta Facilities	10,874.6	10,659.8	11,097.3	10,459.9	11,656.8	0.0	0.0	0.0	0.0	0.0	0.0	0.0	54,748.4
Receipts from Non-Alberta Facilities	0.0	0.0	0.0	0.0	0.0	0.0	0.0	0.0	0.0	0.0	0.0	0.0	0.0
Dispositions													
Disposition													
Battery	0.0	0.0	0.0	0.0	0.0	0.0	0.0	0.0	0.0	0.0	0.0	0.0	0.0
Gas Gathering System	0.0	0.0	0.0	0.0	0.0	0.0	0.0	0.0	0.0	0.0	0.0	0.0	0.0
Gas Plant	0.0	0.0	0.0	0.0	0.0	0.0	0.0	0.0	0.0	0.0	0.0	0.0	0.0
Injection Facility	0.0	0.0	0.0	0.0	0.0	0.0	0.0	0.0	0.0	0.0	0.0	0.0	0.0
Meter Station	10,048.9	9,675.2	10,163.6	9,749.3	10,277.0	0.0	0.0	0.0	0.0	0.0	0.0	0.0	49,914.0
Other	0.0	0.0	0.0	0.0	0.0	0.0	0.0	0.0	0.0	0.0	0.0	0.0	0.0
Alberta Commercial	0.0	0.0	0.0	0.0	0.0	0.0	0.0	0.0	0.0	0.0	0.0	0.0	0.0
Alberta Industrial	0.0	0.0	0.0	0.0	0.0	0.0	0.0	0.0	0.0	0.0	0.0	0.0	0.0
Alberta Residential	0.0	0.0	0.0	0.0	0.0	0.0	0.0	0.0	0.0	0.0	0.0	0.0	0.0
Alberta Elec.Generation	0.0	0.0	0.0	0.0	0.0	0.0	0.0	0.0	0.0	0.0	0.0	0.0	0.0
Shrinkage													
Acid Gas	0.0	0.0	0.0	0.0	0.0	0.0	0.0	0.0	0.0	0.0	0.0	0.0	0.0
Other products	411.2	408.7	405.5	259.3	371.0	0.0	0.0	0.0	0.0	0.0	0.0	0.0	1,855.7
Fuel	274.1	605.3	637.1	539.3	631.3	0.0	0.0	0.0	0.0	0.0	0.0	0.0	2,687.1
Flared	0.0	27.2	30.0	20.2	41.7	0.0	0.0	0.0	0.0	0.0	0.0	0.0	119.1
Vented	2.4	2.4	2.4	0.0	2.4	0.0	0.0	0.0	0.0	0.0	0.0	0.0	9.6
Diff and Other	138.0	-59.0	-141.3	-108.2	333.4	0.0	0.0	0.0	0.0	0.0	0.0	0.0	162.9
Process and Frac													
Pentanes Plus	354.2	259.0	360.7	266.3	165.7	0.0	0.0	0.0	0.0	0.0	0.0	0.0	1,405.9
Propane	0.0	0.0	0.0	0.0	0.0	0.0	0.0	0.0	0.0	0.0	0.0	0.0	0.0
Butanes	0.0	0.0	0.0	0.0	0.0	0.0	0.0	0.0	0.0	0.0	0.0	0.0	0.0
Ethane	0.0	0.0	0.0	0.0	0.0	0.0	0.0	0.0	0.0	0.0	0.0	0.0	0.0
NGL MIX	1,365.2	1,434.8	1,359.2	852.6	1,403.0	0.0	0.0	0.0	0.0	0.0	0.0	0.0	6,414.8
Sulphur	0.0	0.0	0.0	0.0	0.0	0.0	0.0	0.0	0.0	0.0	0.0	0.0	0.0
Sulphur Closing Inv	0.0	0.0	0.0	0.0	0.0	0.0	0.0	0.0	0.0	0.0	0.0	0.0	0.0

Unit of Measurement: Gas and Gas equivalent products: 1000m3, Liquids: m3, Sulphur: MTS

VPR6200

Facility ID ABGP0001103
Facility Licence # 6681

Facility Name ENCAL SYLVAN LK
Facility Operator OZOH HARVEST

Production Month	202001	202002	202003	202004	202005	202006	202007	202008	202009	202010	202011	202012	Totals
Receipts													
Receipts from Alberta Facilities	1,686.9	1,606.6	1,712.6	1,609.0	1,679.8	0.0	0.0	0.0	0.0	0.0	0.0	0.0	8,294.9
Receipts from Non-Alberta Facilities	0.0	0.0	0.0	0.0	0.0	0.0	0.0	0.0	0.0	0.0	0.0	0.0	0.0
Dispositions													
Disposition													
Battery	0.0	0.0	0.0	0.0	0.0	0.0	0.0	0.0	0.0	0.0	0.0	0.0	0.0
Gas Gathering System	87.0	82.0	89.2	88.7	91.8	0.0	0.0	0.0	0.0	0.0	0.0	0.0	438.7
Gas Plant	0.0	0.0	0.0	0.0	0.0	0.0	0.0	0.0	0.0	0.0	0.0	0.0	0.0
Injection Facility	0.0	0.0	0.0	0.0	0.0	0.0	0.0	0.0	0.0	0.0	0.0	0.0	0.0
Meter Station	1,525.7	1,461.0	1,572.6	1,487.6	1,593.8	0.0	0.0	0.0	0.0	0.0	0.0	0.0	7,640.7
Other	0.0	0.0	0.0	0.0	0.0	0.0	0.0	0.0	0.0	0.0	0.0	0.0	0.0
Alberta Commercial	0.0	0.0	0.0	0.0	0.0	0.0	0.0	0.0	0.0	0.0	0.0	0.0	0.0
Alberta Industrial	0.0	0.0	0.0	0.0	0.0	0.0	0.0	0.0	0.0	0.0	0.0	0.0	0.0
Alberta Residential	0.0	0.0	0.0	0.0	0.0	0.0	0.0	0.0	0.0	0.0	0.0	0.0	0.0
Alberta Elec.Generation	0.0	0.0	0.0	0.0	0.0	0.0	0.0	0.0	0.0	0.0	0.0	0.0	0.0
Shrinkage													
Acid Gas	0.0	0.0	0.0	0.0	0.0	0.0	0.0	0.0	0.0	0.0	0.0	0.0	0.0
Other products	69.7	66.4	71.7	66.0	70.5	0.0	0.0	0.0	0.0	0.0	0.0	0.0	344.3
Fuel	9.7	8.8	9.4	8.4	8.2	0.0	0.0	0.0	0.0	0.0	0.0	0.0	44.5
Flared	0.0	0.0	0.0	0.0	0.0	0.0	0.0	0.0	0.0	0.0	0.0	0.0	0.0
Vented	4.4	4.1	4.4	4.3	4.0	0.0	0.0	0.0	0.0	0.0	0.0	0.0	21.2
Diff and Other	-9.6	-15.7	-34.7	-46.0	-88.5	0.0	0.0	0.0	0.0	0.0	0.0	0.0	-194.5
Process and Frac													
Pentanes Plus	0.0	0.0	0.0	0.0	0.0	0.0	0.0	0.0	0.0	0.0	0.0	0.0	0.0
Propane	0.0	0.0	0.0	0.0	0.0	0.0	0.0	0.0	0.0	0.0	0.0	0.0	0.0
Butanes	0.0	0.0	0.0	0.0	0.0	0.0	0.0	0.0	0.0	0.0	0.0	0.0	0.0
Ethane	0.0	0.0	0.0	0.0	0.0	0.0	0.0	0.0	0.0	0.0	0.0	0.0	0.0
NGL MIX	295.2	274.2	296.9	270.6	287.6	0.0	0.0	0.0	0.0	0.0	0.0	0.0	1,424.5
Sulphur	0.0	0.0	0.0	0.0	0.0	0.0	0.0	0.0	0.0	0.0	0.0	0.0	0.0
Sulphur Closing Inv	0.0	0.0	0.0	0.0	0.0	0.0	0.0	0.0	0.0	0.0	0.0	0.0	0.0

Unit of Measurement: Gas and Gas equivalent products: 1000m3, Liquids: m3, Sulphur: MTS

VPR6200

Facility ID ABGP0001106

Facility Name HUSKY ELNORA 5-19

Facility Licence # 5106

Facility Operator A663

Production Month	202001	202002	202003	202004	202005	202006	202007	202008	202009	202010	202011	202012	Totals
Receipts													
Receipts from Alberta Facilities	0.0	0.0	0.0	0.0	0.0	0.0	0.0	0.0	0.0	0.0	0.0	0.0	0.0
Receipts from Non-Alberta Facilities	0.0	0.0	0.0	0.0	0.0	0.0	0.0	0.0	0.0	0.0	0.0	0.0	0.0
Dispositions													
Disposition													
Battery	0.0	0.0	0.0	0.0	0.0	0.0	0.0	0.0	0.0	0.0	0.0	0.0	0.0
Gas Gathering System	0.0	0.0	0.0	0.0	0.0	0.0	0.0	0.0	0.0	0.0	0.0	0.0	0.0
Gas Plant	0.0	0.0	0.0	0.0	0.0	0.0	0.0	0.0	0.0	0.0	0.0	0.0	0.0
Injection Facility	0.0	0.0	0.0	0.0	0.0	0.0	0.0	0.0	0.0	0.0	0.0	0.0	0.0
Meter Station	0.0	0.0	0.0	0.0	0.0	0.0	0.0	0.0	0.0	0.0	0.0	0.0	0.0
Other	0.0	0.0	0.0	0.0	0.0	0.0	0.0	0.0	0.0	0.0	0.0	0.0	0.0
Alberta Commercial	0.0	0.0	0.0	0.0	0.0	0.0	0.0	0.0	0.0	0.0	0.0	0.0	0.0
Alberta Industrial	0.0	0.0	0.0	0.0	0.0	0.0	0.0	0.0	0.0	0.0	0.0	0.0	0.0
Alberta Residential	0.0	0.0	0.0	0.0	0.0	0.0	0.0	0.0	0.0	0.0	0.0	0.0	0.0
Alberta Elec.Generation	0.0	0.0	0.0	0.0	0.0	0.0	0.0	0.0	0.0	0.0	0.0	0.0	0.0
Shrinkage													
Acid Gas	0.0	0.0	0.0	0.0	0.0	0.0	0.0	0.0	0.0	0.0	0.0	0.0	0.0
Other products	0.0	0.0	0.0	0.0	0.0	0.0	0.0	0.0	0.0	0.0	0.0	0.0	0.0
Fuel	0.0	0.0	0.0	0.0	0.0	0.0	0.0	0.0	0.0	0.0	0.0	0.0	0.0
Flared	0.0	0.0	0.0	0.0	0.0	0.0	0.0	0.0	0.0	0.0	0.0	0.0	0.0
Vented	0.0	0.0	0.0	0.0	0.0	0.0	0.0	0.0	0.0	0.0	0.0	0.0	0.0
Diff and Other	0.0	0.0	0.0	0.0	0.0	0.0	0.0	0.0	0.0	0.0	0.0	0.0	0.0
Process and Frac													
Pentanes Plus	0.0	0.0	0.0	0.0	0.0	0.0	0.0	0.0	0.0	0.0	0.0	0.0	0.0
Propane	0.0	0.0	0.0	0.0	0.0	0.0	0.0	0.0	0.0	0.0	0.0	0.0	0.0
Butanes	0.0	0.0	0.0	0.0	0.0	0.0	0.0	0.0	0.0	0.0	0.0	0.0	0.0
Ethane	0.0	0.0	0.0	0.0	0.0	0.0	0.0	0.0	0.0	0.0	0.0	0.0	0.0
NGL MIX	0.0	0.0	0.0	0.0	0.0	0.0	0.0	0.0	0.0	0.0	0.0	0.0	0.0
Sulphur	0.0	0.0	0.0	0.0	0.0	0.0	0.0	0.0	0.0	0.0	0.0	0.0	0.0
Sulphur Closing Inv	0.0	0.0	0.0	0.0	0.0	0.0	0.0	0.0	0.0	0.0	0.0	0.0	0.0

Unit of Measurement: Gas and Gas equivalent products: 1000m3, Liquids: m3, Sulphur: MTS

VPR6200

Facility ID ABGP0001110
Facility Licence # 7412

Facility Name FERRIER 01-20-039-07W5
Facility Operator OHE9 CNRL

Production Month	202001	202002	202003	202004	202005	202006	202007	202008	202009	202010	202011	202012	Totals
Receipts													
Receipts from Alberta Facilities	11,314.8	9,948.3	9,751.7	7,956.7	8,436.1	0.0	0.0	0.0	0.0	0.0	0.0	0.0	47,407.6
Receipts from Non-Alberta Facilities	0.0	0.0	0.0	0.0	0.0	0.0	0.0	0.0	0.0	0.0	0.0	0.0	0.0
Dispositions													
Disposition													
Battery	132.4	123.7	121.5	89.1	85.7	0.0	0.0	0.0	0.0	0.0	0.0	0.0	552.4
Gas Gathering System	0.0	0.0	0.0	0.0	0.0	0.0	0.0	0.0	0.0	0.0	0.0	0.0	0.0
Gas Plant	0.0	0.0	0.0	0.0	0.0	0.0	0.0	0.0	0.0	0.0	0.0	0.0	0.0
Injection Facility	0.0	0.0	0.0	0.0	0.0	0.0	0.0	0.0	0.0	0.0	0.0	0.0	0.0
Meter Station	9,846.6	8,700.4	8,479.0	6,903.3	7,919.7	0.0	0.0	0.0	0.0	0.0	0.0	0.0	41,849.0
Other	0.0	0.0	0.0	0.0	0.0	0.0	0.0	0.0	0.0	0.0	0.0	0.0	0.0
Alberta Commercial	0.0	0.0	0.0	0.0	0.0	0.0	0.0	0.0	0.0	0.0	0.0	0.0	0.0
Alberta Industrial	0.0	0.0	0.0	0.0	0.0	0.0	0.0	0.0	0.0	0.0	0.0	0.0	0.0
Alberta Residential	0.0	0.0	0.0	0.0	0.0	0.0	0.0	0.0	0.0	0.0	0.0	0.0	0.0
Alberta Elec.Generation	0.0	0.0	0.0	0.0	0.0	0.0	0.0	0.0	0.0	0.0	0.0	0.0	0.0
Shrinkage													
Acid Gas	0.0	0.0	0.0	0.0	0.0	0.0	0.0	0.0	0.0	0.0	0.0	0.0	0.0
Other products	520.2	414.1	418.5	420.3	419.5	0.0	0.0	0.0	0.0	0.0	0.0	0.0	2,192.6
Fuel	570.7	535.0	530.4	397.9	349.2	0.0	0.0	0.0	0.0	0.0	0.0	0.0	2,383.2
Flared	112.0	64.4	66.9	81.9	114.2	0.0	0.0	0.0	0.0	0.0	0.0	0.0	439.4
Vented	0.0	0.0	0.0	0.0	0.0	0.0	0.0	0.0	0.0	0.0	0.0	0.0	0.0
Diff and Other	132.9	110.7	135.4	64.2	-452.2	0.0	0.0	0.0	0.0	0.0	0.0	0.0	-9.0
Process and Frac													
Pentanes Plus	0.0	0.0	0.0	0.0	0.0	0.0	0.0	0.0	0.0	0.0	0.0	0.0	0.0
Propane	0.0	0.0	0.0	0.0	0.0	0.0	0.0	0.0	0.0	0.0	0.0	0.0	0.0
Butanes	0.0	0.0	0.0	0.0	0.0	0.0	0.0	0.0	0.0	0.0	0.0	0.0	0.0
Ethane	0.0	0.0	0.0	0.0	0.0	0.0	0.0	0.0	0.0	0.0	0.0	0.0	0.0
NGL MIX	2,186.4	1,764.2	1,785.8	1,758.1	1,765.6	0.0	0.0	0.0	0.0	0.0	0.0	0.0	9,260.1
Sulphur	0.0	0.0	0.0	0.0	0.0	0.0	0.0	0.0	0.0	0.0	0.0	0.0	0.0
Sulphur Closing Inv	0.0	0.0	0.0	0.0	0.0	0.0	0.0	0.0	0.0	0.0	0.0	0.0	0.0

Unit of Measurement: Gas and Gas equivalent products: 1000m3, Liquids: m3, Sulphur: MTS

VPR6200

Facility ID ABGP0001116
Facility Licence # 7121

Facility Name APACHE PROVOST
Facility Operator A7BT KARVE

Production Month	202001	202002	202003	202004	202005	202006	202007	202008	202009	202010	202011	202012	Totals
Receipts													
Receipts from Alberta Facilities	623.7	608.1	657.9	570.7	857.3	0.0	0.0	0.0	0.0	0.0	0.0	0.0	3,317.7
Receipts from Non-Alberta Facilities	0.0	0.0	0.0	0.0	0.0	0.0	0.0	0.0	0.0	0.0	0.0	0.0	0.0
Dispositions													
Disposition													
Battery	0.0	0.0	0.0	0.0	0.0	0.0	0.0	0.0	0.0	0.0	0.0	0.0	0.0
Gas Gathering System	0.0	0.0	0.0	0.0	0.0	0.0	0.0	0.0	0.0	0.0	0.0	0.0	0.0
Gas Plant	0.0	0.0	0.0	0.0	0.0	0.0	0.0	0.0	0.0	0.0	0.0	0.0	0.0
Injection Facility	0.0	0.0	0.0	0.0	0.0	0.0	0.0	0.0	0.0	0.0	0.0	0.0	0.0
Meter Station	623.9	585.9	674.7	564.8	891.5	0.0	0.0	0.0	0.0	0.0	0.0	0.0	3,340.8
Other	0.0	0.0	0.0	0.0	0.0	0.0	0.0	0.0	0.0	0.0	0.0	0.0	0.0
Alberta Commercial	0.0	0.0	0.0	0.0	0.0	0.0	0.0	0.0	0.0	0.0	0.0	0.0	0.0
Alberta Industrial	0.0	0.0	0.0	0.0	0.0	0.0	0.0	0.0	0.0	0.0	0.0	0.0	0.0
Alberta Residential	0.0	0.0	0.0	0.0	0.0	0.0	0.0	0.0	0.0	0.0	0.0	0.0	0.0
Alberta Elec.Generation	0.0	0.0	0.0	0.0	0.0	0.0	0.0	0.0	0.0	0.0	0.0	0.0	0.0
Shrinkage													
Acid Gas	0.0	0.0	0.0	0.0	0.0	0.0	0.0	0.0	0.0	0.0	0.0	0.0	0.0
Other products	12.8	0.0	10.0	7.0	22.4	0.0	0.0	0.0	0.0	0.0	0.0	0.0	52.2
Fuel	0.0	0.0	0.0	0.0	0.0	0.0	0.0	0.0	0.0	0.0	0.0	0.0	0.0
Flared	0.0	0.0	0.0	0.0	0.0	0.0	0.0	0.0	0.0	0.0	0.0	0.0	0.0
Vented	0.0	0.0	0.0	0.0	0.0	0.0	0.0	0.0	0.0	0.0	0.0	0.0	0.0
Diff and Other	-13.0	22.2	-26.8	-1.1	-56.6	0.0	0.0	0.0	0.0	0.0	0.0	0.0	-75.3
Process and Frac													
Pentanes Plus	0.0	0.0	0.0	0.0	0.0	0.0	0.0	0.0	0.0	0.0	0.0	0.0	0.0
Propane	0.0	0.0	0.0	0.0	0.0	0.0	0.0	0.0	0.0	0.0	0.0	0.0	0.0
Butanes	0.0	0.0	0.0	0.0	0.0	0.0	0.0	0.0	0.0	0.0	0.0	0.0	0.0
Ethane	0.0	0.0	0.0	0.0	0.0	0.0	0.0	0.0	0.0	0.0	0.0	0.0	0.0
NGL MIX	55.5	0.0	43.5	30.6	95.9	0.0	0.0	0.0	0.0	0.0	0.0	0.0	225.5
Sulphur	0.0	0.0	0.0	0.0	0.0	0.0	0.0	0.0	0.0	0.0	0.0	0.0	0.0
Sulphur Closing Inv	0.0	0.0	0.0	0.0	0.0	0.0	0.0	0.0	0.0	0.0	0.0	0.0	0.0

Unit of Measurement: Gas and Gas equivalent products: 1000m3, Liquids: m3, Sulphur: MTS

VPR6200

Facility ID ABGP0001118
Facility Licence # 4748

Facility Name AMOCO EAST GARRINGTON
Facility Operator A5RX BEC

Production Month	202001	202002	202003	202004	202005	202006	202007	202008	202009	202010	202011	202012	Totals
Receipts													
Receipts from Alberta Facilities	3,293.8	3,201.2	3,528.2	3,351.7	3,268.2	0.0	0.0	0.0	0.0	0.0	0.0	0.0	16,643.1
Receipts from Non-Alberta Facilities	0.0	0.0	0.0	0.0	0.0	0.0	0.0	0.0	0.0	0.0	0.0	0.0	0.0
Dispositions													
Disposition													
Battery	0.0	0.0	0.0	0.0	0.0	0.0	0.0	0.0	0.0	0.0	0.0	0.0	0.0
Gas Gathering System	0.0	0.0	0.0	0.0	0.0	0.0	0.0	0.0	0.0	0.0	0.0	0.0	0.0
Gas Plant	0.0	0.0	0.0	0.0	0.0	0.0	0.0	0.0	0.0	0.0	0.0	0.0	0.0
Injection Facility	0.0	0.0	0.0	0.0	0.0	0.0	0.0	0.0	0.0	0.0	0.0	0.0	0.0
Meter Station	2,596.0	2,530.3	2,907.3	2,820.9	2,743.8	0.0	0.0	0.0	0.0	0.0	0.0	0.0	13,598.3
Other	0.0	0.0	0.0	0.0	0.0	0.0	0.0	0.0	0.0	0.0	0.0	0.0	0.0
Alberta Commercial	0.0	0.0	0.0	0.0	0.0	0.0	0.0	0.0	0.0	0.0	0.0	0.0	0.0
Alberta Industrial	0.0	0.0	0.0	0.0	0.0	0.0	0.0	0.0	0.0	0.0	0.0	0.0	0.0
Alberta Residential	0.0	0.0	0.0	0.0	0.0	0.0	0.0	0.0	0.0	0.0	0.0	0.0	0.0
Alberta Elec.Generation	0.0	0.0	0.0	0.0	0.0	0.0	0.0	0.0	0.0	0.0	0.0	0.0	0.0
Shrinkage													
Acid Gas	0.0	0.0	0.0	0.0	0.0	0.0	0.0	0.0	0.0	0.0	0.0	0.0	0.0
Other products	325.3	294.3	247.3	281.0	242.5	0.0	0.0	0.0	0.0	0.0	0.0	0.0	1,390.4
Fuel	325.8	288.7	304.8	282.3	276.7	0.0	0.0	0.0	0.0	0.0	0.0	0.0	1,478.3
Flared	26.6	3.7	3.9	5.7	3.6	0.0	0.0	0.0	0.0	0.0	0.0	0.0	43.5
Vented	0.0	0.0	7.6	4.2	7.4	0.0	0.0	0.0	0.0	0.0	0.0	0.0	19.2
Diff and Other	20.1	84.2	57.3	-42.4	-5.8	0.0	0.0	0.0	0.0	0.0	0.0	0.0	113.4
Process and Frac													
Pentanes Plus	333.4	148.5	221.3	343.5	84.3	0.0	0.0	0.0	0.0	0.0	0.0	0.0	1,131.0
Propane	0.0	0.0	0.0	0.0	0.0	0.0	0.0	0.0	0.0	0.0	0.0	0.0	0.0
Butanes	0.0	0.0	0.0	0.0	0.0	0.0	0.0	0.0	0.0	0.0	0.0	0.0	0.0
Ethane	0.0	0.0	0.0	0.0	0.0	0.0	0.0	0.0	0.0	0.0	0.0	0.0	0.0
NGL MIX	992.9	1,020.2	801.4	840.7	906.3	0.0	0.0	0.0	0.0	0.0	0.0	0.0	4,561.5
Sulphur	0.0	0.0	0.0	0.0	0.0	0.0	0.0	0.0	0.0	0.0	0.0	0.0	0.0
Sulphur Closing Inv	0.0	0.0	0.0	0.0	0.0	0.0	0.0	0.0	0.0	0.0	0.0	0.0	0.0

Unit of Measurement: Gas and Gas equivalent products: 1000m3, Liquids: m3, Sulphur: MTS

VPR6200

Facility ID ABGP0001119
Facility Licence # 3785

Facility Name WILLOW 02-05-028-17W4
Facility Operator OHE9 CNRL

Production Month	202001	202002	202003	202004	202005	202006	202007	202008	202009	202010	202011	202012	Totals
Receipts													
Receipts from Alberta Facilities	9,412.6	9,499.7	10,992.2	9,722.8	11,245.4	0.0	0.0	0.0	0.0	0.0	0.0	0.0	50,872.7
Receipts from Non-Alberta Facilities	0.0	0.0	0.0	0.0	0.0	0.0	0.0	0.0	0.0	0.0	0.0	0.0	0.0
Dispositions													
Disposition													
Battery	0.0	0.0	0.0	0.0	0.0	0.0	0.0	0.0	0.0	0.0	0.0	0.0	0.0
Gas Gathering System	0.0	0.0	0.0	0.0	0.0	0.0	0.0	0.0	0.0	0.0	0.0	0.0	0.0
Gas Plant	0.0	0.0	0.0	0.0	0.0	0.0	0.0	0.0	0.0	0.0	0.0	0.0	0.0
Injection Facility	0.0	0.0	0.0	0.0	0.0	0.0	0.0	0.0	0.0	0.0	0.0	0.0	0.0
Meter Station	9,282.4	9,623.8	10,848.9	9,648.7	11,214.8	0.0	0.0	0.0	0.0	0.0	0.0	0.0	50,618.6
Other	0.0	0.0	0.0	0.0	0.0	0.0	0.0	0.0	0.0	0.0	0.0	0.0	0.0
Alberta Commercial	0.0	0.0	0.0	0.0	0.0	0.0	0.0	0.0	0.0	0.0	0.0	0.0	0.0
Alberta Industrial	0.0	0.0	0.0	0.0	0.0	0.0	0.0	0.0	0.0	0.0	0.0	0.0	0.0
Alberta Residential	0.0	0.0	0.0	0.0	0.0	0.0	0.0	0.0	0.0	0.0	0.0	0.0	0.0
Alberta Elec.Generation	0.0	0.0	0.0	0.0	0.0	0.0	0.0	0.0	0.0	0.0	0.0	0.0	0.0
Shrinkage													
Acid Gas	0.0	0.0	0.0	0.0	0.0	0.0	0.0	0.0	0.0	0.0	0.0	0.0	0.0
Other products	91.0	91.5	105.9	96.1	132.3	0.0	0.0	0.0	0.0	0.0	0.0	0.0	516.8
Fuel	223.9	217.0	234.0	222.4	223.9	0.0	0.0	0.0	0.0	0.0	0.0	0.0	1,121.2
Flared	0.0	0.0	0.0	0.0	0.0	0.0	0.0	0.0	0.0	0.0	0.0	0.0	0.0
Vented	5.8	5.5	1.8	1.8	1.8	0.0	0.0	0.0	0.0	0.0	0.0	0.0	16.7
Diff and Other	-190.5	-438.1	-198.4	-246.2	-327.4	0.0	0.0	0.0	0.0	0.0	0.0	0.0	-1,400.6
Process and Frac													
Pentanes Plus	0.0	0.0	6.3	16.2	19.3	0.0	0.0	0.0	0.0	0.0	0.0	0.0	41.8
Propane	0.0	0.0	0.0	0.0	0.0	0.0	0.0	0.0	0.0	0.0	0.0	0.0	0.0
Butanes	0.0	0.0	0.0	0.0	0.0	0.0	0.0	0.0	0.0	0.0	0.0	0.0	0.0
Ethane	0.0	0.0	0.0	0.0	0.0	0.0	0.0	0.0	0.0	0.0	0.0	0.0	0.0
NGL MIX	386.9	383.4	440.4	392.0	547.9	0.0	0.0	0.0	0.0	0.0	0.0	0.0	2,150.6
Sulphur	0.0	0.0	0.0	0.0	0.0	0.0	0.0	0.0	0.0	0.0	0.0	0.0	0.0
Sulphur Closing Inv	0.0	0.0	0.0	0.0	0.0	0.0	0.0	0.0	0.0	0.0	0.0	0.0	0.0

Unit of Measurement: Gas and Gas equivalent products: 1000m3, Liquids: m3, Sulphur: MTS

VPR6200

Facility ID ABGP0001122
Facility Licence # 21793

Facility Name PETRO-CAN FERRIER
Facility Operator A68P

Production Month	202001	202002	202003	202004	202005	202006	202007	202008	202009	202010	202011	202012	Totals
Receipts													
Receipts from Alberta Facilities	52,356.1	48,288.9	52,094.0	48,888.0	49,488.6	0.0	0.0	0.0	0.0	0.0	0.0	0.0	251,115.6
Receipts from Non-Alberta Facilities	0.0	0.0	0.0	0.0	0.0	0.0	0.0	0.0	0.0	0.0	0.0	0.0	0.0
Dispositions													
Disposition													
Battery	406.1	369.6	392.3	375.7	52.9	0.0	0.0	0.0	0.0	0.0	0.0	0.0	1,596.6
Gas Gathering System	250.4	239.4	245.1	198.8	214.1	0.0	0.0	0.0	0.0	0.0	0.0	0.0	1,147.8
Gas Plant	0.0	0.0	0.0	0.0	0.0	0.0	0.0	0.0	0.0	0.0	0.0	0.0	0.0
Injection Facility	0.0	0.0	0.0	0.0	0.0	0.0	0.0	0.0	0.0	0.0	0.0	0.0	0.0
Meter Station	45,905.8	42,309.2	45,780.8	43,025.7	43,335.6	0.0	0.0	0.0	0.0	0.0	0.0	0.0	220,357.1
Other	0.0	0.0	0.0	0.0	0.0	0.0	0.0	0.0	0.0	0.0	0.0	0.0	0.0
Alberta Commercial	0.0	0.0	0.0	0.0	0.0	0.0	0.0	0.0	0.0	0.0	0.0	0.0	0.0
Alberta Industrial	0.0	0.0	0.0	0.0	0.0	0.0	0.0	0.0	0.0	0.0	0.0	0.0	0.0
Alberta Residential	0.0	0.0	0.0	0.0	0.0	0.0	0.0	0.0	0.0	0.0	0.0	0.0	0.0
Alberta Elec.Generation	0.0	0.0	0.0	0.0	0.0	0.0	0.0	0.0	0.0	0.0	0.0	0.0	0.0
Shrinkage													
Acid Gas	0.0	0.0	0.0	0.0	0.0	0.0	0.0	0.0	0.0	0.0	0.0	0.0	0.0
Other products	4,339.9	4,052.1	4,348.4	3,909.8	4,233.7	0.0	0.0	0.0	0.0	0.0	0.0	0.0	20,883.9
Fuel	1,816.6	1,700.3	1,835.0	1,659.3	1,695.2	0.0	0.0	0.0	0.0	0.0	0.0	0.0	8,706.4
Flared	86.7	62.1	67.2	48.1	46.0	0.0	0.0	0.0	0.0	0.0	0.0	0.0	310.1
Vented	0.0	0.0	0.0	0.0	0.0	0.0	0.0	0.0	0.0	0.0	0.0	0.0	0.0
Diff and Other	-449.4	-443.8	-574.8	-329.4	-88.9	0.0	0.0	0.0	0.0	0.0	0.0	0.0	-1,886.3
Process and Frac													
Pentanes Plus	4,858.3	4,803.0	5,058.3	4,834.1	4,859.4	0.0	0.0	0.0	0.0	0.0	0.0	0.0	24,413.1
Propane	8,893.5	8,580.9	9,112.1	7,706.4	8,269.7	0.0	0.0	0.0	0.0	0.0	0.0	0.0	42,562.6
Butanes	5,516.5	4,879.9	5,608.6	4,941.5	5,507.5	0.0	0.0	0.0	0.0	0.0	0.0	0.0	26,454.0
Ethane	0.0	0.0	0.0	0.0	0.0	0.0	0.0	0.0	0.0	0.0	0.0	0.0	0.0
NGL MIX	0.0	0.0	0.0	0.0	0.0	0.0	0.0	0.0	0.0	0.0	0.0	0.0	0.0
Sulphur	0.0	0.0	0.0	0.0	0.0	0.0	0.0	0.0	0.0	0.0	0.0	0.0	0.0
Sulphur Closing Inv	0.0	0.0	0.0	0.0	0.0	0.0	0.0	0.0	0.0	0.0	0.0	0.0	0.0

Unit of Measurement: Gas and Gas equivalent products: 1000m3, Liquids: m3, Sulphur: MTS

VPR6200

Facility ID ABGP0001125

Facility Name WASKAHIGAN 15-7-064-23W5

Facility Licence # 14212

Facility Operator OHE9 CNRL

Production Month	202001	202002	202003	202004	202005	202006	202007	202008	202009	202010	202011	202012	Totals
Receipts													
Receipts from Alberta Facilities	9,400.5	9,938.2	10,303.6	12,780.6	12,018.0	0.0	0.0	0.0	0.0	0.0	0.0	0.0	54,440.9
Receipts from Non-Alberta Facilities	0.0	0.0	0.0	0.0	0.0	0.0	0.0	0.0	0.0	0.0	0.0	0.0	0.0
Dispositions													
Disposition													
Battery	63.2	59.0	60.8	0.0	0.0	0.0	0.0	0.0	0.0	0.0	0.0	0.0	183.0
Gas Gathering System	0.0	0.0	0.0	0.0	0.0	0.0	0.0	0.0	0.0	0.0	0.0	0.0	0.0
Gas Plant	0.0	0.0	0.0	0.0	0.0	0.0	0.0	0.0	0.0	0.0	0.0	0.0	0.0
Injection Facility	0.0	0.0	0.0	0.0	0.0	0.0	0.0	0.0	0.0	0.0	0.0	0.0	0.0
Meter Station	9,196.7	10,066.0	10,137.2	12,520.4	11,850.0	0.0	0.0	0.0	0.0	0.0	0.0	0.0	53,770.3
Other	0.0	0.0	0.0	0.0	0.0	0.0	0.0	0.0	0.0	0.0	0.0	0.0	0.0
Alberta Commercial	0.0	0.0	0.0	0.0	0.0	0.0	0.0	0.0	0.0	0.0	0.0	0.0	0.0
Alberta Industrial	0.0	0.0	0.0	0.0	0.0	0.0	0.0	0.0	0.0	0.0	0.0	0.0	0.0
Alberta Residential	0.0	0.0	0.0	0.0	0.0	0.0	0.0	0.0	0.0	0.0	0.0	0.0	0.0
Alberta Elec.Generation	0.0	0.0	0.0	0.0	0.0	0.0	0.0	0.0	0.0	0.0	0.0	0.0	0.0
Shrinkage													
Acid Gas	0.0	0.0	0.0	0.0	0.0	0.0	0.0	0.0	0.0	0.0	0.0	0.0	0.0
Other products	115.3	135.6	124.7	164.6	128.1	0.0	0.0	0.0	0.0	0.0	0.0	0.0	668.3
Fuel	147.4	137.8	141.9	224.8	219.7	0.0	0.0	0.0	0.0	0.0	0.0	0.0	871.6
Flared	0.0	0.0	0.0	0.0	0.4	0.0	0.0	0.0	0.0	0.0	0.0	0.0	0.4
Vented	0.1	0.1	6.6	6.2	6.3	0.0	0.0	0.0	0.0	0.0	0.0	0.0	19.3
Diff and Other	-122.2	-460.3	-167.6	-135.4	-186.5	0.0	0.0	0.0	0.0	0.0	0.0	0.0	-1,072.0
Process and Frac													
Pentanes Plus	110.6	133.6	164.4	102.3	133.8	0.0	0.0	0.0	0.0	0.0	0.0	0.0	644.7
Propane	0.0	0.0	0.0	0.0	0.0	0.0	0.0	0.0	0.0	0.0	0.0	0.0	0.0
Butanes	0.0	0.0	0.0	0.0	0.0	0.0	0.0	0.0	0.0	0.0	0.0	0.0	0.0
Ethane	0.0	0.0	0.0	0.0	0.0	0.0	0.0	0.0	0.0	0.0	0.0	0.0	0.0
NGL MIX	415.9	484.9	409.4	643.9	453.3	0.0	0.0	0.0	0.0	0.0	0.0	0.0	2,407.4
Sulphur	0.0	0.0	0.0	0.0	0.0	0.0	0.0	0.0	0.0	0.0	0.0	0.0	0.0
Sulphur Closing Inv	0.0	0.0	0.0	0.0	0.0	0.0	0.0	0.0	0.0	0.0	0.0	0.0	0.0

Unit of Measurement: Gas and Gas equivalent products: 1000m3, Liquids: m3, Sulphur: MTS

VPR6200

Facility ID ABGP0001140

Facility Name BAYTEX FERRYBANK PLANT

Facility Licence # 9297

Facility Operator ORL9 BAYTEX

Production Month	202001	202002	202003	202004	202005	202006	202007	202008	202009	202010	202011	202012	Totals
Receipts													
Receipts from Alberta Facilities	267.3	323.5	265.3	3.5	0.0	0.0	0.0	0.0	0.0	0.0	0.0	0.0	859.6
Receipts from Non-Alberta Facilities	0.0	0.0	0.0	0.0	0.0	0.0	0.0	0.0	0.0	0.0	0.0	0.0	0.0
Dispositions													
Disposition													
Battery	0.0	0.0	0.0	0.0	0.0	0.0	0.0	0.0	0.0	0.0	0.0	0.0	0.0
Gas Gathering System	143.9	229.7	144.5	3.3	0.0	0.0	0.0	0.0	0.0	0.0	0.0	0.0	521.4
Gas Plant	0.0	0.0	0.0	0.0	0.0	0.0	0.0	0.0	0.0	0.0	0.0	0.0	0.0
Injection Facility	0.0	0.0	0.0	0.0	0.0	0.0	0.0	0.0	0.0	0.0	0.0	0.0	0.0
Meter Station	0.0	0.0	0.0	0.0	0.0	0.0	0.0	0.0	0.0	0.0	0.0	0.0	0.0
Other	0.0	0.0	0.0	0.0	0.0	0.0	0.0	0.0	0.0	0.0	0.0	0.0	0.0
Alberta Commercial	0.0	0.0	0.0	0.0	0.0	0.0	0.0	0.0	0.0	0.0	0.0	0.0	0.0
Alberta Industrial	0.0	0.0	0.0	0.0	0.0	0.0	0.0	0.0	0.0	0.0	0.0	0.0	0.0
Alberta Residential	0.0	0.0	0.0	0.0	0.0	0.0	0.0	0.0	0.0	0.0	0.0	0.0	0.0
Alberta Elec.Generation	0.0	0.0	0.0	0.0	0.0	0.0	0.0	0.0	0.0	0.0	0.0	0.0	0.0
Shrinkage													
Acid Gas	0.0	0.0	0.0	0.0	0.0	0.0	0.0	0.0	0.0	0.0	0.0	0.0	0.0
Other products	6.3	2.9	2.7	0.0	0.0	0.0	0.0	0.0	0.0	0.0	0.0	0.0	11.9
Fuel	64.5	40.0	80.9	0.1	0.0	0.0	0.0	0.0	0.0	0.0	0.0	0.0	185.5
Flared	0.0	4.1	0.0	0.0	0.0	0.0	0.0	0.0	0.0	0.0	0.0	0.0	4.1
Vented	0.0	0.0	0.0	0.0	0.0	0.0	0.0	0.0	0.0	0.0	0.0	0.0	0.0
Diff and Other	52.6	46.8	37.2	0.1	0.0	0.0	0.0	0.0	0.0	0.0	0.0	0.0	136.7
Process and Frac													
Pentanes Plus	0.0	0.0	0.0	0.0	0.0	0.0	0.0	0.0	0.0	0.0	0.0	0.0	0.0
Propane	0.0	0.0	0.0	0.0	0.0	0.0	0.0	0.0	0.0	0.0	0.0	0.0	0.0
Butanes	0.0	0.0	0.0	0.0	0.0	0.0	0.0	0.0	0.0	0.0	0.0	0.0	0.0
Ethane	0.0	0.0	0.0	0.0	0.0	0.0	0.0	0.0	0.0	0.0	0.0	0.0	0.0
NGL MIX	26.4	12.3	11.7	0.0	0.0	0.0	0.0	0.0	0.0	0.0	0.0	0.0	50.4
Sulphur	0.0	0.0	0.0	0.0	0.0	0.0	0.0	0.0	0.0	0.0	0.0	0.0	0.0
Sulphur Closing Inv	0.0	0.0	0.0	0.0	0.0	0.0	0.0	0.0	0.0	0.0	0.0	0.0	0.0

Unit of Measurement: Gas and Gas equivalent products: 1000m3, Liquids: m3, Sulphur: MTS

VPR6200

Facility ID ABGP0001143
Facility Licence # 8254

Facility Name PSEC LEAFLAND 13-16 GP
Facility Operator A7DF PSEC

Production Month	202001	202002	202003	202004	202005	202006	202007	202008	202009	202010	202011	202012	Totals
Receipts													
Receipts from Alberta Facilities	3,056.9	3,010.8	3,098.7	2,951.7	2,779.6	0.0	0.0	0.0	0.0	0.0	0.0	0.0	14,897.7
Receipts from Non-Alberta Facilities	0.0	0.0	0.0	0.0	0.0	0.0	0.0	0.0	0.0	0.0	0.0	0.0	0.0
Dispositions													
Disposition													
Battery	0.0	0.0	0.0	0.0	0.0	0.0	0.0	0.0	0.0	0.0	0.0	0.0	0.0
Gas Gathering System	0.0	0.0	0.0	0.0	0.0	0.0	0.0	0.0	0.0	0.0	0.0	0.0	0.0
Gas Plant	0.0	0.0	0.0	0.0	0.0	0.0	0.0	0.0	0.0	0.0	0.0	0.0	0.0
Injection Facility	0.0	0.0	0.0	0.0	0.0	0.0	0.0	0.0	0.0	0.0	0.0	0.0	0.0
Meter Station	2,718.8	2,687.2	2,771.5	2,582.6	2,404.9	0.0	0.0	0.0	0.0	0.0	0.0	0.0	13,165.0
Other	0.0	0.0	0.0	0.0	0.0	0.0	0.0	0.0	0.0	0.0	0.0	0.0	0.0
Alberta Commercial	0.0	0.0	0.0	0.0	0.0	0.0	0.0	0.0	0.0	0.0	0.0	0.0	0.0
Alberta Industrial	0.0	0.0	0.0	0.0	0.0	0.0	0.0	0.0	0.0	0.0	0.0	0.0	0.0
Alberta Residential	0.0	0.0	0.0	0.0	0.0	0.0	0.0	0.0	0.0	0.0	0.0	0.0	0.0
Alberta Elec.Generation	0.0	0.0	0.0	0.0	0.0	0.0	0.0	0.0	0.0	0.0	0.0	0.0	0.0
Shrinkage													
Acid Gas	0.0	0.0	0.0	0.0	0.0	0.0	0.0	0.0	0.0	0.0	0.0	0.0	0.0
Other products	107.2	112.2	121.9	105.1	77.8	0.0	0.0	0.0	0.0	0.0	0.0	0.0	524.2
Fuel	191.1	187.8	196.4	187.9	179.7	0.0	0.0	0.0	0.0	0.0	0.0	0.0	942.9
Flared	1.3	2.2	0.1	3.3	1.8	0.0	0.0	0.0	0.0	0.0	0.0	0.0	8.7
Vented	0.5	0.1	0.3	0.0	0.0	0.0	0.0	0.0	0.0	0.0	0.0	0.0	0.9
Diff and Other	38.0	21.3	8.5	72.8	115.4	0.0	0.0	0.0	0.0	0.0	0.0	0.0	256.0
Process and Frac													
Pentanes Plus	4.8	1.2	3.4	0.0	1.6	0.0	0.0	0.0	0.0	0.0	0.0	0.0	11.0
Propane	0.0	0.0	0.0	0.0	0.0	0.0	0.0	0.0	0.0	0.0	0.0	0.0	0.0
Butanes	0.0	0.0	0.0	0.0	0.0	0.0	0.0	0.0	0.0	0.0	0.0	0.0	0.0
Ethane	0.0	0.0	0.0	0.0	0.0	0.0	0.0	0.0	0.0	0.0	0.0	0.0	0.0
NGL MIX	439.3	463.6	505.4	438.3	327.5	0.0	0.0	0.0	0.0	0.0	0.0	0.0	2,174.1
Sulphur	0.0	0.0	0.0	0.0	0.0	0.0	0.0	0.0	0.0	0.0	0.0	0.0	0.0
Sulphur Closing Inv	0.0	0.0	0.0	0.0	0.0	0.0	0.0	0.0	0.0	0.0	0.0	0.0	0.0

Unit of Measurement: Gas and Gas equivalent products: 1000m3, Liquids: m3, Sulphur: MTS

VPR6200

Facility ID ABGP0001149

Facility Name 00/06-15-048-03W5 Pembina GP

Facility Licence # 10674

Facility Operator A6GD SINOPEC

Production Month	202001	202002	202003	202004	202005	202006	202007	202008	202009	202010	202011	202012	Totals
Receipts													
Receipts from Alberta Facilities	1,954.7	1,773.4	1,790.2	1,336.7	237.9	0.0	0.0	0.0	0.0	0.0	0.0	0.0	7,092.9
Receipts from Non-Alberta Facilities	0.0	0.0	0.0	0.0	0.0	0.0	0.0	0.0	0.0	0.0	0.0	0.0	0.0
Dispositions													
Disposition													
Battery	18.6	17.1	13.2	13.6	1.5	0.0	0.0	0.0	0.0	0.0	0.0	0.0	64.0
Gas Gathering System	0.0	0.0	0.0	0.0	0.0	0.0	0.0	0.0	0.0	0.0	0.0	0.0	0.0
Gas Plant	0.0	0.0	0.0	0.0	0.0	0.0	0.0	0.0	0.0	0.0	0.0	0.0	0.0
Injection Facility	0.0	0.0	0.0	0.0	0.0	0.0	0.0	0.0	0.0	0.0	0.0	0.0	0.0
Meter Station	1,703.1	1,601.4	1,601.0	1,173.5	210.2	0.0	0.0	0.0	0.0	0.0	0.0	0.0	6,289.2
Other	0.0	0.0	0.0	0.0	0.0	0.0	0.0	0.0	0.0	0.0	0.0	0.0	0.0
Alberta Commercial	0.0	0.0	0.0	0.0	0.0	0.0	0.0	0.0	0.0	0.0	0.0	0.0	0.0
Alberta Industrial	0.0	0.0	0.0	0.0	0.0	0.0	0.0	0.0	0.0	0.0	0.0	0.0	0.0
Alberta Residential	0.0	0.0	0.0	0.0	0.0	0.0	0.0	0.0	0.0	0.0	0.0	0.0	0.0
Alberta Elec.Generation	0.0	0.0	0.0	0.0	0.0	0.0	0.0	0.0	0.0	0.0	0.0	0.0	0.0
Shrinkage													
Acid Gas	0.0	0.0	0.0	0.0	0.0	0.0	0.0	0.0	0.0	0.0	0.0	0.0	0.0
Other products	89.9	93.6	89.7	67.7	12.2	0.0	0.0	0.0	0.0	0.0	0.0	0.0	353.1
Fuel	11.6	9.5	10.3	5.7	0.3	0.0	0.0	0.0	0.0	0.0	0.0	0.0	37.4
Flared	1.5	1.5	1.5	3.3	1.1	0.0	0.0	0.0	0.0	0.0	0.0	0.0	8.9
Vented	6.7	6.3	6.7	6.5	1.7	0.0	0.0	0.0	0.0	0.0	0.0	0.0	27.9
Diff and Other	123.3	44.0	67.8	66.4	10.9	0.0	0.0	0.0	0.0	0.0	0.0	0.0	312.4
Process and Frac													
Pentanes Plus	0.0	0.0	0.0	0.0	0.0	0.0	0.0	0.0	0.0	0.0	0.0	0.0	0.0
Propane	0.0	0.0	0.0	0.0	0.0	0.0	0.0	0.0	0.0	0.0	0.0	0.0	0.0
Butanes	0.0	0.0	0.0	0.0	0.0	0.0	0.0	0.0	0.0	0.0	0.0	0.0	0.0
Ethane	0.0	0.0	0.0	0.0	0.0	0.0	0.0	0.0	0.0	0.0	0.0	0.0	0.0
NGL MIX	381.3	394.1	378.8	288.0	51.5	0.0	0.0	0.0	0.0	0.0	0.0	0.0	1,493.7
Sulphur	0.0	0.0	0.0	0.0	0.0	0.0	0.0	0.0	0.0	0.0	0.0	0.0	0.0
Sulphur Closing Inv	0.0	0.0	0.0	0.0	0.0	0.0	0.0	0.0	0.0	0.0	0.0	0.0	0.0

Unit of Measurement: Gas and Gas equivalent products: 1000m3, Liquids: m3, Sulphur: MTS

VPR6200

Facility ID ABGP0001153
Facility Licence # 9522

Facility Name FERRYBANK 02-01 GAS PLANT
Facility Operator A5RX BEC

Production Month	202001	202002	202003	202004	202005	202006	202007	202008	202009	202010	202011	202012	Totals
Receipts													
Receipts from Alberta Facilities	6,141.1	5,821.6	5,999.3	5,857.6	5,622.8	0.0	0.0	0.0	0.0	0.0	0.0	0.0	29,442.4
Receipts from Non-Alberta Facilities	0.0	0.0	0.0	0.0	0.0	0.0	0.0	0.0	0.0	0.0	0.0	0.0	0.0
Dispositions													
Disposition													
Battery	0.0	0.0	0.0	0.0	0.0	0.0	0.0	0.0	0.0	0.0	0.0	0.0	0.0
Gas Gathering System	5,621.5	5,342.3	5,513.2	5,388.9	5,154.3	0.0	0.0	0.0	0.0	0.0	0.0	0.0	27,020.2
Gas Plant	0.0	0.0	0.0	0.0	0.0	0.0	0.0	0.0	0.0	0.0	0.0	0.0	0.0
Injection Facility	0.0	0.0	0.0	0.0	0.0	0.0	0.0	0.0	0.0	0.0	0.0	0.0	0.0
Meter Station	0.0	0.0	0.0	0.0	0.0	0.0	0.0	0.0	0.0	0.0	0.0	0.0	0.0
Other	0.0	0.0	0.0	0.0	0.0	0.0	0.0	0.0	0.0	0.0	0.0	0.0	0.0
Alberta Commercial	0.0	0.0	0.0	0.0	0.0	0.0	0.0	0.0	0.0	0.0	0.0	0.0	0.0
Alberta Industrial	0.0	0.0	0.0	0.0	0.0	0.0	0.0	0.0	0.0	0.0	0.0	0.0	0.0
Alberta Residential	0.0	0.0	0.0	0.0	0.0	0.0	0.0	0.0	0.0	0.0	0.0	0.0	0.0
Alberta Elec.Generation	0.0	0.0	0.0	0.0	0.0	0.0	0.0	0.0	0.0	0.0	0.0	0.0	0.0
Shrinkage													
Acid Gas	0.0	0.0	0.0	0.0	0.0	0.0	0.0	0.0	0.0	0.0	0.0	0.0	0.0
Other products	284.7	307.0	338.8	287.3	281.8	0.0	0.0	0.0	0.0	0.0	0.0	0.0	1,499.6
Fuel	260.8	242.7	251.0	240.6	245.4	0.0	0.0	0.0	0.0	0.0	0.0	0.0	1,240.5
Flared	4.2	3.0	13.0	8.9	8.8	0.0	0.0	0.0	0.0	0.0	0.0	0.0	37.9
Vented	0.0	0.0	0.0	0.0	0.0	0.0	0.0	0.0	0.0	0.0	0.0	0.0	0.0
Diff and Other	-30.1	-73.4	-116.7	-68.1	-67.5	0.0	0.0	0.0	0.0	0.0	0.0	0.0	-355.8
Process and Frac													
Pentanes Plus	13.1	9.3	10.1	0.0	5.9	0.0	0.0	0.0	0.0	0.0	0.0	0.0	38.4
Propane	0.0	0.0	0.0	0.0	0.0	0.0	0.0	0.0	0.0	0.0	0.0	0.0	0.0
Butanes	0.0	0.0	0.0	0.0	0.0	0.0	0.0	0.0	0.0	0.0	0.0	0.0	0.0
Ethane	0.0	0.0	0.0	0.0	0.0	0.0	0.0	0.0	0.0	0.0	0.0	0.0	0.0
NGL MIX	1,163.9	1,259.7	1,389.3	1,177.9	1,164.1	0.0	0.0	0.0	0.0	0.0	0.0	0.0	6,154.9
Sulphur	0.0	0.0	0.0	0.0	0.0	0.0	0.0	0.0	0.0	0.0	0.0	0.0	0.0
Sulphur Closing Inv	0.0	0.0	0.0	0.0	0.0	0.0	0.0	0.0	0.0	0.0	0.0	0.0	0.0

Unit of Measurement: Gas and Gas equivalent products: 1000m3, Liquids: m3, Sulphur: MTS

VPR6200

Facility ID ABGP0001158
Facility Licence # 22272

Facility Name PENNWEST PEMBINA (SUB #1)
Facility Operator OG30 ARC

Production Month	202001	202002	202003	202004	202005	202006	202007	202008	202009	202010	202011	202012	Totals
Receipts													
Receipts from Alberta Facilities	4,130.2	4,004.1	4,112.4	3,901.3	3,521.1	0.0	0.0	0.0	0.0	0.0	0.0	0.0	19,669.1
Receipts from Non-Alberta Facilities	0.0	0.0	0.0	0.0	0.0	0.0	0.0	0.0	0.0	0.0	0.0	0.0	0.0
Dispositions													
Disposition													
Battery	0.0	0.0	0.0	0.0	0.0	0.0	0.0	0.0	0.0	0.0	0.0	0.0	0.0
Gas Gathering System	0.0	0.0	0.0	0.0	0.0	0.0	0.0	0.0	0.0	0.0	0.0	0.0	0.0
Gas Plant	0.0	0.0	0.0	0.0	0.0	0.0	0.0	0.0	0.0	0.0	0.0	0.0	0.0
Injection Facility	0.0	0.0	0.0	0.0	0.0	0.0	0.0	0.0	0.0	0.0	0.0	0.0	0.0
Meter Station	3,370.9	3,282.1	3,365.3	3,161.6	2,867.4	0.0	0.0	0.0	0.0	0.0	0.0	0.0	16,047.3
Other	0.0	0.0	0.0	0.0	0.0	0.0	0.0	0.0	0.0	0.0	0.0	0.0	0.0
Alberta Commercial	0.0	0.0	0.0	0.0	0.0	0.0	0.0	0.0	0.0	0.0	0.0	0.0	0.0
Alberta Industrial	0.0	0.0	0.0	0.0	0.0	0.0	0.0	0.0	0.0	0.0	0.0	0.0	0.0
Alberta Residential	0.0	0.0	0.0	0.0	0.0	0.0	0.0	0.0	0.0	0.0	0.0	0.0	0.0
Alberta Elec.Generation	0.0	0.0	0.0	0.0	0.0	0.0	0.0	0.0	0.0	0.0	0.0	0.0	0.0
Shrinkage													
Acid Gas	0.0	0.0	0.0	0.0	0.0	0.0	0.0	0.0	0.0	0.0	0.0	0.0	0.0
Other products	258.0	245.0	251.2	249.0	199.9	0.0	0.0	0.0	0.0	0.0	0.0	0.0	1,203.1
Fuel	296.6	284.3	295.8	299.2	266.6	0.0	0.0	0.0	0.0	0.0	0.0	0.0	1,442.5
Flared	54.9	0.0	1.5	16.9	7.7	0.0	0.0	0.0	0.0	0.0	0.0	0.0	81.0
Vented	0.0	0.9	0.0	0.4	0.0	0.0	0.0	0.0	0.0	0.0	0.0	0.0	1.3
Diff and Other	149.8	191.8	198.6	174.2	179.5	0.0	0.0	0.0	0.0	0.0	0.0	0.0	893.9
Process and Frac													
Pentanes Plus	37.1	21.2	18.7	18.7	32.0	0.0	0.0	0.0	0.0	0.0	0.0	0.0	127.7
Propane	0.0	0.0	0.0	0.0	0.0	0.0	0.0	0.0	0.0	0.0	0.0	0.0	0.0
Butanes	0.0	0.0	0.0	0.0	0.0	0.0	0.0	0.0	0.0	0.0	0.0	0.0	0.0
Ethane	0.0	0.0	0.0	0.0	0.0	0.0	0.0	0.0	0.0	0.0	0.0	0.0	0.0
NGL MIX	943.7	907.6	939.7	929.9	732.3	0.0	0.0	0.0	0.0	0.0	0.0	0.0	4,453.2
Sulphur	0.0	0.0	0.0	0.0	0.0	0.0	0.0	0.0	0.0	0.0	0.0	0.0	0.0
Sulphur Closing Inv	0.0	0.0	0.0	0.0	0.0	0.0	0.0	0.0	0.0	0.0	0.0	0.0	0.0

Unit of Measurement: Gas and Gas equivalent products: 1000m3, Liquids: m3, Sulphur: MTS

VPR6200

Facility ID ABGP0001159
Facility Licence # 10296

Facility Name AMOCO PEMBINA (SUB #2)
Facility Operator 0XZ4 BONTERRA

Production Month	202001	202002	202003	202004	202005	202006	202007	202008	202009	202010	202011	202012	Totals
Receipts													
Receipts from Alberta Facilities	8,843.1	9,222.4	10,492.9	8,640.9	7,666.1	0.0	0.0	0.0	0.0	0.0	0.0	0.0	44,865.4
Receipts from Non-Alberta Facilities	0.0	0.0	0.0	0.0	0.0	0.0	0.0	0.0	0.0	0.0	0.0	0.0	0.0
Dispositions													
Disposition													
Battery	52.0	48.5	59.9	38.5	7.1	0.0	0.0	0.0	0.0	0.0	0.0	0.0	206.0
Gas Gathering System	0.0	0.0	0.0	0.0	0.0	0.0	0.0	0.0	0.0	0.0	0.0	0.0	0.0
Gas Plant	0.0	0.0	0.0	0.0	0.0	0.0	0.0	0.0	0.0	0.0	0.0	0.0	0.0
Injection Facility	0.0	0.0	0.0	0.0	0.0	0.0	0.0	0.0	0.0	0.0	0.0	0.0	0.0
Meter Station	6,618.0	6,990.0	7,897.7	6,795.3	6,610.1	0.0	0.0	0.0	0.0	0.0	0.0	0.0	34,911.1
Other	0.0	0.0	0.0	0.0	0.0	0.0	0.0	0.0	0.0	0.0	0.0	0.0	0.0
Alberta Commercial	0.0	0.0	0.0	0.0	0.0	0.0	0.0	0.0	0.0	0.0	0.0	0.0	0.0
Alberta Industrial	0.0	0.0	0.0	0.0	0.0	0.0	0.0	0.0	0.0	0.0	0.0	0.0	0.0
Alberta Residential	0.0	0.0	0.0	0.0	0.0	0.0	0.0	0.0	0.0	0.0	0.0	0.0	0.0
Alberta Elec.Generation	0.0	0.0	0.0	0.0	0.0	0.0	0.0	0.0	0.0	0.0	0.0	0.0	0.0
Shrinkage													
Acid Gas	0.0	0.0	0.0	0.0	0.0	0.0	0.0	0.0	0.0	0.0	0.0	0.0	0.0
Other products	513.8	542.0	683.5	577.5	583.4	0.0	0.0	0.0	0.0	0.0	0.0	0.0	2,900.2
Fuel	634.4	610.8	663.2	570.0	529.5	0.0	0.0	0.0	0.0	0.0	0.0	0.0	3,007.9
Flared	0.0	17.6	49.5	11.4	43.4	0.0	0.0	0.0	0.0	0.0	0.0	0.0	121.9
Vented	0.0	0.0	0.0	0.0	0.0	0.0	0.0	0.0	0.0	0.0	0.0	0.0	0.0
Diff and Other	1,024.9	1,013.5	1,139.1	648.2	-107.4	0.0	0.0	0.0	0.0	0.0	0.0	0.0	3,718.3
Process and Frac													
Pentanes Plus	11.9	4.7	20.4	0.2	15.7	0.0	0.0	0.0	0.0	0.0	0.0	0.0	52.9
Propane	0.0	0.0	0.0	0.0	0.0	0.0	0.0	0.0	0.0	0.0	0.0	0.0	0.0
Butanes	0.0	0.0	0.0	0.0	0.0	0.0	0.0	0.0	0.0	0.0	0.0	0.0	0.0
Ethane	0.0	0.0	0.0	0.0	0.0	0.0	0.0	0.0	0.0	0.0	0.0	0.0	0.0
NGL MIX	1,943.8	2,050.4	2,575.4	2,148.4	2,164.2	0.0	0.0	0.0	0.0	0.0	0.0	0.0	10,882.2
Sulphur	0.0	0.0	0.0	0.0	0.0	0.0	0.0	0.0	0.0	0.0	0.0	0.0	0.0
Sulphur Closing Inv	0.0	0.0	0.0	0.0	0.0	0.0	0.0	0.0	0.0	0.0	0.0	0.0	0.0

Unit of Measurement: Gas and Gas equivalent products: 1000m3, Liquids: m3, Sulphur: MTS

VPR6200

Facility ID ABGP0001163
Facility Licence # 21171

Facility Name SPECTRA GORDONDALE WEST GAS PLANT
Facility Operator A1KN

Production Month	202001	202002	202003	202004	202005	202006	202007	202008	202009	202010	202011	202012	Totals
	SHUTIN	SHUTIN	SHUTIN	SHUTIN	SHUTIN								
Receipts													
Receipts from Alberta Facilities	0.0	0.0	0.0	0.0	0.0	0.0	0.0	0.0	0.0	0.0	0.0	0.0	0.0
Receipts from Non-Alberta Facilities	0.0	0.0	0.0	0.0	0.0	0.0	0.0	0.0	0.0	0.0	0.0	0.0	0.0
Dispositions													
Disposition													
Battery	0.0	0.0	0.0	0.0	0.0	0.0	0.0	0.0	0.0	0.0	0.0	0.0	0.0
Gas Gathering System	0.0	0.0	0.0	0.0	0.0	0.0	0.0	0.0	0.0	0.0	0.0	0.0	0.0
Gas Plant	0.0	0.0	0.0	0.0	0.0	0.0	0.0	0.0	0.0	0.0	0.0	0.0	0.0
Injection Facility	0.0	0.0	0.0	0.0	0.0	0.0	0.0	0.0	0.0	0.0	0.0	0.0	0.0
Meter Station	0.0	0.0	0.0	0.0	0.0	0.0	0.0	0.0	0.0	0.0	0.0	0.0	0.0
Other	0.0	0.0	0.0	0.0	0.0	0.0	0.0	0.0	0.0	0.0	0.0	0.0	0.0
Alberta Commercial	0.0	0.0	0.0	0.0	0.0	0.0	0.0	0.0	0.0	0.0	0.0	0.0	0.0
Alberta Industrial	0.0	0.0	0.0	0.0	0.0	0.0	0.0	0.0	0.0	0.0	0.0	0.0	0.0
Alberta Residential	0.0	0.0	0.0	0.0	0.0	0.0	0.0	0.0	0.0	0.0	0.0	0.0	0.0
Alberta Elec.Generation	0.0	0.0	0.0	0.0	0.0	0.0	0.0	0.0	0.0	0.0	0.0	0.0	0.0
Shrinkage													
Acid Gas	0.0	0.0	0.0	0.0	0.0	0.0	0.0	0.0	0.0	0.0	0.0	0.0	0.0
Other products	0.0	0.0	0.0	0.0	0.0	0.0	0.0	0.0	0.0	0.0	0.0	0.0	0.0
Fuel	0.0	0.0	0.0	0.0	0.0	0.0	0.0	0.0	0.0	0.0	0.0	0.0	0.0
Flared	0.0	0.0	0.0	0.0	0.0	0.0	0.0	0.0	0.0	0.0	0.0	0.0	0.0
Vented	0.0	0.0	0.0	0.0	0.0	0.0	0.0	0.0	0.0	0.0	0.0	0.0	0.0
Diff and Other	0.0	0.0	0.0	0.0	0.0	0.0	0.0	0.0	0.0	0.0	0.0	0.0	0.0
Process and Frac													
Pentanes Plus	0.0	0.0	0.0	0.0	0.0	0.0	0.0	0.0	0.0	0.0	0.0	0.0	0.0
Propane	0.0	0.0	0.0	0.0	0.0	0.0	0.0	0.0	0.0	0.0	0.0	0.0	0.0
Butanes	0.0	0.0	0.0	0.0	0.0	0.0	0.0	0.0	0.0	0.0	0.0	0.0	0.0
Ethane	0.0	0.0	0.0	0.0	0.0	0.0	0.0	0.0	0.0	0.0	0.0	0.0	0.0
NGL MIX	0.0	0.0	0.0	0.0	0.0	0.0	0.0	0.0	0.0	0.0	0.0	0.0	0.0
Sulphur	0.0	0.0	0.0	0.0	0.0	0.0	0.0	0.0	0.0	0.0	0.0	0.0	0.0
Sulphur Closing Inv	0.0	0.0	0.0	0.0	0.0	0.0	0.0	0.0	0.0	0.0	0.0	0.0	0.0

Unit of Measurement: Gas and Gas equivalent products: 1000m3, Liquids: m3, Sulphur: MTS

VPR6200

Facility ID ABGP0001164
Facility Licence # 22260

Facility Name AMOCO PEMBINA (SUB #7)
Facility Operator OBP8 OBE

Production Month	202001	202002	202003	202004	202005	202006	202007	202008	202009	202010	202011	202012	Totals
Receipts													
Receipts from Alberta Facilities	4,495.8	5,080.5	5,164.5	4,572.9	4,487.4	0.0	0.0	0.0	0.0	0.0	0.0	0.0	23,801.1
Receipts from Non-Alberta Facilities	0.0	0.0	0.0	0.0	0.0	0.0	0.0	0.0	0.0	0.0	0.0	0.0	0.0
Dispositions													
Disposition													
Battery	28.1	23.6	26.8	32.5	32.6	0.0	0.0	0.0	0.0	0.0	0.0	0.0	143.6
Gas Gathering System	0.0	0.0	0.0	0.0	0.0	0.0	0.0	0.0	0.0	0.0	0.0	0.0	0.0
Gas Plant	0.0	0.0	0.0	0.0	0.0	0.0	0.0	0.0	0.0	0.0	0.0	0.0	0.0
Injection Facility	0.0	0.0	0.0	0.0	0.0	0.0	0.0	0.0	0.0	0.0	0.0	0.0	0.0
Meter Station	3,962.0	4,474.5	4,582.8	4,079.0	3,977.5	0.0	0.0	0.0	0.0	0.0	0.0	0.0	21,075.8
Other	0.0	0.0	0.0	0.0	0.0	0.0	0.0	0.0	0.0	0.0	0.0	0.0	0.0
Alberta Commercial	0.0	0.0	0.0	0.0	0.0	0.0	0.0	0.0	0.0	0.0	0.0	0.0	0.0
Alberta Industrial	0.0	0.0	0.0	0.0	0.0	0.0	0.0	0.0	0.0	0.0	0.0	0.0	0.0
Alberta Residential	0.0	0.0	0.0	0.0	0.0	0.0	0.0	0.0	0.0	0.0	0.0	0.0	0.0
Alberta Elec.Generation	0.0	0.0	0.0	0.0	0.0	0.0	0.0	0.0	0.0	0.0	0.0	0.0	0.0
Shrinkage													
Acid Gas	0.0	0.0	0.0	0.0	0.0	0.0	0.0	0.0	0.0	0.0	0.0	0.0	0.0
Other products	183.9	215.9	227.1	199.8	203.6	0.0	0.0	0.0	0.0	0.0	0.0	0.0	1,030.3
Fuel	253.3	281.3	300.9	283.0	286.3	0.0	0.0	0.0	0.0	0.0	0.0	0.0	1,404.8
Flared	8.3	0.0	0.0	0.0	0.0	0.0	0.0	0.0	0.0	0.0	0.0	0.0	8.3
Vented	0.0	0.0	0.0	0.0	0.0	0.0	0.0	0.0	0.0	0.0	0.0	0.0	0.0
Diff and Other	60.2	85.2	26.9	-21.4	-12.6	0.0	0.0	0.0	0.0	0.0	0.0	0.0	138.3
Process and Frac													
Pentanes Plus	56.5	40.8	40.1	48.2	39.1	0.0	0.0	0.0	0.0	0.0	0.0	0.0	224.7
Propane	0.0	0.0	0.0	0.0	0.0	0.0	0.0	0.0	0.0	0.0	0.0	0.0	0.0
Butanes	0.0	0.0	0.0	0.0	0.0	0.0	0.0	0.0	0.0	0.0	0.0	0.0	0.0
Ethane	0.0	0.0	0.0	0.0	0.0	0.0	0.0	0.0	0.0	0.0	0.0	0.0	0.0
NGL MIX	712.0	861.1	902.5	798.5	808.0	0.0	0.0	0.0	0.0	0.0	0.0	0.0	4,082.1
Sulphur	0.0	0.0	0.0	0.0	0.0	0.0	0.0	0.0	0.0	0.0	0.0	0.0	0.0
Sulphur Closing Inv	0.0	0.0	0.0	0.0	0.0	0.0	0.0	0.0	0.0	0.0	0.0	0.0	0.0

Unit of Measurement: Gas and Gas equivalent products: 1000m3, Liquids: m3, Sulphur: MTS

VPR6200

Facility ID ABGP0001165
Facility Licence # 11394

Facility Name AMOCO PEMBINA (SUB #8)
Facility Operator OBP8 OBE

Production Month	202001	202002	202003	202004	202005	202006	202007	202008	202009	202010	202011	202012	Totals
Receipts													
Receipts from Alberta Facilities	2,179.7	2,323.1	2,551.8	2,609.8	2,553.6	0.0	0.0	0.0	0.0	0.0	0.0	0.0	12,218.0
Receipts from Non-Alberta Facilities	0.0	0.0	0.0	0.0	0.0	0.0	0.0	0.0	0.0	0.0	0.0	0.0	0.0
Dispositions													
Disposition													
Battery	0.0	0.0	0.0	0.0	0.0	0.0	0.0	0.0	0.0	0.0	0.0	0.0	0.0
Gas Gathering System	0.0	0.0	0.0	0.0	0.0	0.0	0.0	0.0	0.0	0.0	0.0	0.0	0.0
Gas Plant	0.0	0.0	0.0	0.0	0.0	0.0	0.0	0.0	0.0	0.0	0.0	0.0	0.0
Injection Facility	0.0	0.0	0.0	0.0	0.0	0.0	0.0	0.0	0.0	0.0	0.0	0.0	0.0
Meter Station	1,727.5	1,777.0	1,902.3	1,998.7	1,939.0	0.0	0.0	0.0	0.0	0.0	0.0	0.0	9,344.5
Other	0.0	0.0	0.0	0.0	0.0	0.0	0.0	0.0	0.0	0.0	0.0	0.0	0.0
Alberta Commercial	0.0	0.0	0.0	0.0	0.0	0.0	0.0	0.0	0.0	0.0	0.0	0.0	0.0
Alberta Industrial	0.0	0.0	0.0	0.0	0.0	0.0	0.0	0.0	0.0	0.0	0.0	0.0	0.0
Alberta Residential	0.0	0.0	0.0	0.0	0.0	0.0	0.0	0.0	0.0	0.0	0.0	0.0	0.0
Alberta Elec.Generation	0.0	0.0	0.0	0.0	0.0	0.0	0.0	0.0	0.0	0.0	0.0	0.0	0.0
Shrinkage													
Acid Gas	0.0	0.0	0.0	0.0	0.0	0.0	0.0	0.0	0.0	0.0	0.0	0.0	0.0
Other products	115.3	112.3	135.7	113.2	118.2	0.0	0.0	0.0	0.0	0.0	0.0	0.0	594.7
Fuel	250.0	243.3	261.4	260.4	257.3	0.0	0.0	0.0	0.0	0.0	0.0	0.0	1,272.4
Flared	0.0	0.0	0.0	0.0	0.0	0.0	0.0	0.0	0.0	0.0	0.0	0.0	0.0
Vented	0.0	0.0	0.0	0.0	0.0	0.0	0.0	0.0	0.0	0.0	0.0	0.0	0.0
Diff and Other	86.9	190.5	252.4	237.5	239.1	0.0	0.0	0.0	0.0	0.0	0.0	0.0	1,006.4
Process and Frac													
Pentanes Plus	62.6	60.8	63.7	79.2	69.2	0.0	0.0	0.0	0.0	0.0	0.0	0.0	335.5
Propane	0.0	0.0	0.0	0.0	0.0	0.0	0.0	0.0	0.0	0.0	0.0	0.0	0.0
Butanes	0.0	0.0	0.0	0.0	0.0	0.0	0.0	0.0	0.0	0.0	0.0	0.0	0.0
Ethane	0.0	0.0	0.0	0.0	0.0	0.0	0.0	0.0	0.0	0.0	0.0	0.0	0.0
NGL MIX	421.7	410.6	499.2	394.4	423.5	0.0	0.0	0.0	0.0	0.0	0.0	0.0	2,149.4
Sulphur	0.0	0.0	0.0	0.0	0.0	0.0	0.0	0.0	0.0	0.0	0.0	0.0	0.0
Sulphur Closing Inv	0.0	0.0	0.0	0.0	0.0	0.0	0.0	0.0	0.0	0.0	0.0	0.0	0.0

Unit of Measurement: Gas and Gas equivalent products: 1000m3, Liquids: m3, Sulphur: MTS

VPR6200

Facility ID ABGP0001167
Facility Licence # 4710

Facility Name CRESTAR HUXLEY
Facility Operator A1GR PINE CLIFF

Production Month	202001	202002	202003	202004	202005	202006	202007	202008	202009	202010	202011	202012	Totals
Receipts													
Receipts from Alberta Facilities	9,528.6	9,050.1	9,314.6	8,742.2	9,083.6	0.0	0.0	0.0	0.0	0.0	0.0	0.0	45,719.1
Receipts from Non-Alberta Facilities	0.0	0.0	0.0	0.0	0.0	0.0	0.0	0.0	0.0	0.0	0.0	0.0	0.0
Dispositions													
Disposition													
Battery	0.0	0.0	0.0	0.0	0.0	0.0	0.0	0.0	0.0	0.0	0.0	0.0	0.0
Gas Gathering System	0.0	0.0	0.0	0.0	0.0	0.0	0.0	0.0	0.0	0.0	0.0	0.0	0.0
Gas Plant	0.0	0.0	0.0	0.0	0.0	0.0	0.0	0.0	0.0	0.0	0.0	0.0	0.0
Injection Facility	0.0	0.0	0.0	0.0	0.0	0.0	0.0	0.0	0.0	0.0	0.0	0.0	0.0
Meter Station	8,811.7	8,308.3	8,656.1	8,537.2	8,506.3	0.0	0.0	0.0	0.0	0.0	0.0	0.0	42,819.6
Other	0.0	0.0	0.0	0.0	0.0	0.0	0.0	0.0	0.0	0.0	0.0	0.0	0.0
Alberta Commercial	0.0	0.0	0.0	0.0	0.0	0.0	0.0	0.0	0.0	0.0	0.0	0.0	0.0
Alberta Industrial	0.0	0.0	0.0	0.0	0.0	0.0	0.0	0.0	0.0	0.0	0.0	0.0	0.0
Alberta Residential	0.0	0.0	0.0	0.0	0.0	0.0	0.0	0.0	0.0	0.0	0.0	0.0	0.0
Alberta Elec.Generation	0.0	0.0	0.0	0.0	0.0	0.0	0.0	0.0	0.0	0.0	0.0	0.0	0.0
Shrinkage													
Acid Gas	0.0	0.0	0.0	0.0	0.0	0.0	0.0	0.0	0.0	0.0	0.0	0.0	0.0
Other products	494.8	417.8	477.0	248.7	360.9	0.0	0.0	0.0	0.0	0.0	0.0	0.0	1,999.2
Fuel	444.9	411.5	437.4	405.4	417.9	0.0	0.0	0.0	0.0	0.0	0.0	0.0	2,117.1
Flared	0.0	0.1	0.4	0.0	0.0	0.0	0.0	0.0	0.0	0.0	0.0	0.0	0.5
Vented	0.0	0.1	0.3	0.0	0.0	0.0	0.0	0.0	0.0	0.0	0.0	0.0	0.4
Diff and Other	-222.8	-87.7	-256.6	-449.1	-201.5	0.0	0.0	0.0	0.0	0.0	0.0	0.0	-1,217.7
Process and Frac													
Pentanes Plus	99.7	116.3	111.0	97.1	67.1	0.0	0.0	0.0	0.0	0.0	0.0	0.0	491.2
Propane	0.0	0.0	0.0	0.0	0.0	0.0	0.0	0.0	0.0	0.0	0.0	0.0	0.0
Butanes	0.0	0.0	0.0	0.0	0.0	0.0	0.0	0.0	0.0	0.0	0.0	0.0	0.0
Ethane	0.0	0.0	0.0	0.0	0.0	0.0	0.0	0.0	0.0	0.0	0.0	0.0	0.0
NGL MIX	1,952.5	1,621.8	1,869.9	946.7	1,437.2	0.0	0.0	0.0	0.0	0.0	0.0	0.0	7,828.1
Sulphur	0.0	0.0	0.0	0.0	0.0	0.0	0.0	0.0	0.0	0.0	0.0	0.0	0.0
Sulphur Closing Inv	0.0	0.0	0.0	0.0	0.0	0.0	0.0	0.0	0.0	0.0	0.0	0.0	0.0

Unit of Measurement: Gas and Gas equivalent products: 1000m3, Liquids: m3, Sulphur: MTS

VPR6200

Facility ID ABGP0001168

Facility Name Heathdale 7-9-30-11W4 Stanmore

Facility Licence # 4075

Facility Operator OHE9 CNRL

Production Month	202001	202002	202003	202004	202005	202006	202007	202008	202009	202010	202011	202012	Totals
Receipts													
Receipts from Alberta Facilities	4,636.9	4,336.8	4,435.6	4,387.4	4,707.8	0.0	0.0	0.0	0.0	0.0	0.0	0.0	22,504.5
Receipts from Non-Alberta Facilities	0.0	0.0	0.0	0.0	0.0	0.0	0.0	0.0	0.0	0.0	0.0	0.0	0.0
Dispositions													
Disposition													
Battery	0.0	0.0	0.0	0.0	0.0	0.0	0.0	0.0	0.0	0.0	0.0	0.0	0.0
Gas Gathering System	0.0	0.0	0.0	0.0	0.0	0.0	0.0	0.0	0.0	0.0	0.0	0.0	0.0
Gas Plant	0.0	0.0	0.0	0.0	0.0	0.0	0.0	0.0	0.0	0.0	0.0	0.0	0.0
Injection Facility	0.0	0.0	0.0	0.0	0.0	0.0	0.0	0.0	0.0	0.0	0.0	0.0	0.0
Meter Station	4,253.5	3,969.6	4,082.4	4,060.1	4,320.8	0.0	0.0	0.0	0.0	0.0	0.0	0.0	20,686.4
Other	0.0	0.0	0.0	0.0	0.0	0.0	0.0	0.0	0.0	0.0	0.0	0.0	0.0
Alberta Commercial	0.0	0.0	0.0	0.0	0.0	0.0	0.0	0.0	0.0	0.0	0.0	0.0	0.0
Alberta Industrial	0.0	0.0	0.0	0.0	0.0	0.0	0.0	0.0	0.0	0.0	0.0	0.0	0.0
Alberta Residential	0.0	0.0	0.0	0.0	0.0	0.0	0.0	0.0	0.0	0.0	0.0	0.0	0.0
Alberta Elec.Generation	0.0	0.0	0.0	0.0	0.0	0.0	0.0	0.0	0.0	0.0	0.0	0.0	0.0
Shrinkage													
Acid Gas	0.0	0.0	0.0	0.0	0.0	0.0	0.0	0.0	0.0	0.0	0.0	0.0	0.0
Other products	49.6	53.4	57.0	54.1	71.8	0.0	0.0	0.0	0.0	0.0	0.0	0.0	285.9
Fuel	273.0	257.5	260.1	257.5	274.2	0.0	0.0	0.0	0.0	0.0	0.0	0.0	1,322.3
Flared	0.0	0.0	0.0	0.0	0.0	0.0	0.0	0.0	0.0	0.0	0.0	0.0	0.0
Vented	1.1	1.0	1.0	0.4	0.6	0.0	0.0	0.0	0.0	0.0	0.0	0.0	4.1
Diff and Other	59.7	55.3	35.1	15.3	40.4	0.0	0.0	0.0	0.0	0.0	0.0	0.0	205.8
Process and Frac													
Pentanes Plus	0.0	0.0	0.0	0.0	0.0	0.0	0.0	0.0	0.0	0.0	0.0	0.0	0.0
Propane	0.0	0.0	0.0	0.0	0.0	0.0	0.0	0.0	0.0	0.0	0.0	0.0	0.0
Butanes	0.0	0.0	0.0	0.0	0.0	0.0	0.0	0.0	0.0	0.0	0.0	0.0	0.0
Ethane	0.0	0.0	0.0	0.0	0.0	0.0	0.0	0.0	0.0	0.0	0.0	0.0	0.0
NGL MIX	219.3	234.5	251.6	240.3	319.7	0.0	0.0	0.0	0.0	0.0	0.0	0.0	1,265.4
Sulphur	0.0	0.0	0.0	0.0	0.0	0.0	0.0	0.0	0.0	0.0	0.0	0.0	0.0
Sulphur Closing Inv	0.0	0.0	0.0	0.0	0.0	0.0	0.0	0.0	0.0	0.0	0.0	0.0	0.0

Unit of Measurement: Gas and Gas equivalent products: 1000m3, Liquids: m3, Sulphur: MTS

VPR6200

Facility ID ABGP0001169
Facility Licence # 16714

Facility Name DUNVEGAN 15-3-81-4w6
Facility Operator OHE9 CNRL

Production Month	202001	202002	202003	202004	202005	202006	202007	202008	202009	202010	202011	202012	Totals
Receipts													
Receipts from Alberta Facilities	29,207.9	29,980.7	31,033.6	30,381.2	30,816.3	0.0	0.0	0.0	0.0	0.0	0.0	0.0	151,419.7
Receipts from Non-Alberta Facilities	0.0	0.0	0.0	0.0	0.0	0.0	0.0	0.0	0.0	0.0	0.0	0.0	0.0
Dispositions													
Disposition													
Battery	0.0	0.0	0.0	0.0	0.0	0.0	0.0	0.0	0.0	0.0	0.0	0.0	0.0
Gas Gathering System	607.0	600.4	632.1	616.3	611.3	0.0	0.0	0.0	0.0	0.0	0.0	0.0	3,067.1
Gas Plant	0.0	0.0	0.0	0.0	0.0	0.0	0.0	0.0	0.0	0.0	0.0	0.0	0.0
Injection Facility	31.8	32.9	35.1	34.8	35.9	0.0	0.0	0.0	0.0	0.0	0.0	0.0	170.5
Meter Station	27,705.8	28,418.5	29,386.9	28,763.2	29,172.4	0.0	0.0	0.0	0.0	0.0	0.0	0.0	143,446.8
Other	0.0	0.0	0.0	0.0	0.0	0.0	0.0	0.0	0.0	0.0	0.0	0.0	0.0
Alberta Commercial	0.0	0.0	0.0	0.0	0.0	0.0	0.0	0.0	0.0	0.0	0.0	0.0	0.0
Alberta Industrial	0.0	0.0	0.0	0.0	0.0	0.0	0.0	0.0	0.0	0.0	0.0	0.0	0.0
Alberta Residential	0.0	0.0	0.0	0.0	0.0	0.0	0.0	0.0	0.0	0.0	0.0	0.0	0.0
Alberta Elec.Generation	0.0	0.0	0.0	0.0	0.0	0.0	0.0	0.0	0.0	0.0	0.0	0.0	0.0
Shrinkage													
Acid Gas	0.0	0.0	0.0	0.0	0.0	0.0	0.0	0.0	0.0	0.0	0.0	0.0	0.0
Other products	272.4	293.3	301.4	305.0	323.5	0.0	0.0	0.0	0.0	0.0	0.0	0.0	1,495.6
Fuel	709.2	705.3	725.1	696.1	673.1	0.0	0.0	0.0	0.0	0.0	0.0	0.0	3,508.8
Flared	114.1	91.4	101.6	117.7	120.0	0.0	0.0	0.0	0.0	0.0	0.0	0.0	544.8
Vented	0.3	0.2	2.7	2.6	2.7	0.0	0.0	0.0	0.0	0.0	0.0	0.0	8.5
Diff and Other	-232.7	-161.3	-151.3	-154.5	-122.6	0.0	0.0	0.0	0.0	0.0	0.0	0.0	-822.4
Process and Frac													
Pentanes Plus	1,318.1	1,419.1	1,458.6	1,475.6	1,565.5	0.0	0.0	0.0	0.0	0.0	0.0	0.0	7,236.9
Propane	0.0	0.0	0.0	0.0	0.0	0.0	0.0	0.0	0.0	0.0	0.0	0.0	0.0
Butanes	0.0	0.0	0.0	0.0	0.0	0.0	0.0	0.0	0.0	0.0	0.0	0.0	0.0
Ethane	0.0	0.0	0.0	0.0	0.0	0.0	0.0	0.0	0.0	0.0	0.0	0.0	0.0
NGL MIX	0.0	0.0	0.0	0.0	0.0	0.0	0.0	0.0	0.0	0.0	0.0	0.0	0.0
Sulphur	0.0	0.0	0.0	0.0	0.0	0.0	0.0	0.0	0.0	0.0	0.0	0.0	0.0
Sulphur Closing Inv	0.0	0.0	0.0	0.0	0.0	0.0	0.0	0.0	0.0	0.0	0.0	0.0	0.0

Unit of Measurement: Gas and Gas equivalent products: 1000m3, Liquids: m3, Sulphur: MTS

VPR6200

Facility ID ABGP0001172

Facility Name STAR MIKWAN

Facility Licence # 6078

Facility Operator ORZ4 SUN CENTURY

Production Month	202001	202002	202003	202004	202005	202006	202007	202008	202009	202010	202011	202012	Totals
Receipts													
Receipts from Alberta Facilities	3,092.5	2,893.5	3,052.6	2,834.6	3,033.6	0.0	0.0	0.0	0.0	0.0	0.0	0.0	14,906.8
Receipts from Non-Alberta Facilities	0.0	0.0	0.0	0.0	0.0	0.0	0.0	0.0	0.0	0.0	0.0	0.0	0.0
Dispositions													
Disposition													
Battery	0.0	0.0	0.0	0.0	0.0	0.0	0.0	0.0	0.0	0.0	0.0	0.0	0.0
Gas Gathering System	0.0	0.0	0.0	0.0	0.0	0.0	0.0	0.0	0.0	0.0	0.0	0.0	0.0
Gas Plant	0.0	0.0	0.0	0.0	0.0	0.0	0.0	0.0	0.0	0.0	0.0	0.0	0.0
Injection Facility	0.0	0.0	0.0	0.0	0.0	0.0	0.0	0.0	0.0	0.0	0.0	0.0	0.0
Meter Station	2,734.5	2,535.5	2,668.0	2,477.6	2,482.8	0.0	0.0	0.0	0.0	0.0	0.0	0.0	12,898.4
Other	0.0	0.0	0.0	0.0	0.0	0.0	0.0	0.0	0.0	0.0	0.0	0.0	0.0
Alberta Commercial	0.0	0.0	0.0	0.0	0.0	0.0	0.0	0.0	0.0	0.0	0.0	0.0	0.0
Alberta Industrial	0.0	0.0	0.0	0.0	0.0	0.0	0.0	0.0	0.0	0.0	0.0	0.0	0.0
Alberta Residential	0.0	0.0	0.0	0.0	0.0	0.0	0.0	0.0	0.0	0.0	0.0	0.0	0.0
Alberta Elec.Generation	0.0	0.0	0.0	0.0	0.0	0.0	0.0	0.0	0.0	0.0	0.0	0.0	0.0
Shrinkage													
Acid Gas	0.0	0.0	0.0	0.0	0.0	0.0	0.0	0.0	0.0	0.0	0.0	0.0	0.0
Other products	106.0	105.2	114.9	89.9	100.0	0.0	0.0	0.0	0.0	0.0	0.0	0.0	516.0
Fuel	251.5	235.1	261.1	248.8	254.4	0.0	0.0	0.0	0.0	0.0	0.0	0.0	1,250.9
Flared	6.8	6.2	6.7	6.5	6.7	0.0	0.0	0.0	0.0	0.0	0.0	0.0	32.9
Vented	9.2	8.6	9.2	8.9	8.5	0.0	0.0	0.0	0.0	0.0	0.0	0.0	44.4
Diff and Other	-15.5	2.9	-7.3	2.9	181.2	0.0	0.0	0.0	0.0	0.0	0.0	0.0	164.2
Process and Frac													
Pentanes Plus	5.1	8.7	14.7	3.6	7.4	0.0	0.0	0.0	0.0	0.0	0.0	0.0	39.5
Propane	0.0	0.0	0.0	0.0	0.0	0.0	0.0	0.0	0.0	0.0	0.0	0.0	0.0
Butanes	0.0	0.0	0.0	0.0	0.0	0.0	0.0	0.0	0.0	0.0	0.0	0.0	0.0
Ethane	0.0	0.0	0.0	0.0	0.0	0.0	0.0	0.0	0.0	0.0	0.0	0.0	0.0
NGL MIX	441.9	432.8	468.5	373.2	413.1	0.0	0.0	0.0	0.0	0.0	0.0	0.0	2,129.5
Sulphur	0.0	0.0	0.0	0.0	0.0	0.0	0.0	0.0	0.0	0.0	0.0	0.0	0.0
Sulphur Closing Inv	0.0	0.0	0.0	0.0	0.0	0.0	0.0	0.0	0.0	0.0	0.0	0.0	0.0

Unit of Measurement: Gas and Gas equivalent products: 1000m3, Liquids: m3, Sulphur: MTS

VPR6200

Facility ID ABGP0001173

Facility Name KEYERA RICINUS GAS PLANT 11-30

Facility Licence # 5187

Facility Operator AOC0 KEYERA

Production Month	202001	202002	202003	202004	202005	202006	202007	202008	202009	202010	202011	202012	Totals
Receipts													
Receipts from Alberta Facilities	50,492.3	46,656.4	48,370.6	43,343.4	50,183.0	0.0	0.0	0.0	0.0	0.0	0.0	0.0	239,045.7
Receipts from Non-Alberta Facilities	0.0	0.0	0.0	0.0	0.0	0.0	0.0	0.0	0.0	0.0	0.0	0.0	0.0
Dispositions													
Disposition													
Battery	145.4	130.3	141.3	132.8	136.8	0.0	0.0	0.0	0.0	0.0	0.0	0.0	686.6
Gas Gathering System	709.3	650.8	710.3	654.8	665.2	0.0	0.0	0.0	0.0	0.0	0.0	0.0	3,390.4
Gas Plant	0.0	0.0	0.0	0.0	0.0	0.0	0.0	0.0	0.0	0.0	0.0	0.0	0.0
Injection Facility	0.0	0.0	0.0	0.0	0.0	0.0	0.0	0.0	0.0	0.0	0.0	0.0	0.0
Meter Station	45,020.2	41,833.5	43,291.0	39,285.8	45,782.3	0.0	0.0	0.0	0.0	0.0	0.0	0.0	215,212.8
Other	0.0	0.0	0.0	0.0	0.0	0.0	0.0	0.0	0.0	0.0	0.0	0.0	0.0
Alberta Commercial	0.0	0.0	0.0	0.0	0.0	0.0	0.0	0.0	0.0	0.0	0.0	0.0	0.0
Alberta Industrial	0.0	0.0	0.0	0.0	0.0	0.0	0.0	0.0	0.0	0.0	0.0	0.0	0.0
Alberta Residential	0.0	0.0	0.0	0.0	0.0	0.0	0.0	0.0	0.0	0.0	0.0	0.0	0.0
Alberta Elec.Generation	0.0	0.0	0.0	0.0	0.0	0.0	0.0	0.0	0.0	0.0	0.0	0.0	0.0
Shrinkage													
Acid Gas	0.0	0.0	0.0	0.0	0.0	0.0	0.0	0.0	0.0	0.0	0.0	0.0	0.0
Other products	3,491.7	3,412.4	3,463.7	2,783.3	3,330.3	0.0	0.0	0.0	0.0	0.0	0.0	0.0	16,481.4
Fuel	1,308.0	1,162.7	1,180.8	1,008.9	1,044.5	0.0	0.0	0.0	0.0	0.0	0.0	0.0	5,704.9
Flared	58.5	52.2	89.0	78.6	82.1	0.0	0.0	0.0	0.0	0.0	0.0	0.0	360.4
Vented	9.9	0.7	10.7	10.4	10.7	0.0	0.0	0.0	0.0	0.0	0.0	0.0	42.4
Diff and Other	-250.7	-586.2	-516.2	-611.2	-868.9	0.0	0.0	0.0	0.0	0.0	0.0	0.0	-2,833.2
Process and Frac													
Pentanes Plus	30.0	35.5	70.7	24.7	59.1	0.0	0.0	0.0	0.0	0.0	0.0	0.0	220.0
Propane	0.0	0.0	0.0	0.0	0.0	0.0	0.0	0.0	0.0	0.0	0.0	0.0	0.0
Butanes	0.0	0.0	0.0	0.0	0.0	0.0	0.0	0.0	0.0	0.0	0.0	0.0	0.0
Ethane	0.0	0.0	0.0	0.0	0.0	0.0	0.0	0.0	0.0	0.0	0.0	0.0	0.0
NGL MIX	14,224.7	13,885.1	14,012.7	11,450.0	13,604.8	0.0	0.0	0.0	0.0	0.0	0.0	0.0	67,177.3
Sulphur	0.0	0.0	0.0	0.0	0.0	0.0	0.0	0.0	0.0	0.0	0.0	0.0	0.0
Sulphur Closing Inv	0.0	0.0	0.0	0.0	0.0	0.0	0.0	0.0	0.0	0.0	0.0	0.0	0.0

Unit of Measurement: Gas and Gas equivalent products: 1000m3, Liquids: m3, Sulphur: MTS

VPR6200

Facility ID ABGP0001177

Facility Name PANCDN BASSANO

Facility Licence # 23263

Facility Operator A7NW TXNE

Production Month	202001	202002	202003	202004	202005	202006	202007	202008	202009	202010	202011	202012	Totals
Receipts													
Receipts from Alberta Facilities	6,052.9	18,886.0	20,036.9	18,647.9	6,086.9	0.0	0.0	0.0	0.0	0.0	0.0	0.0	69,710.6
Receipts from Non-Alberta Facilities	0.0	0.0	0.0	0.0	0.0	0.0	0.0	0.0	0.0	0.0	0.0	0.0	0.0
Dispositions													
Disposition Battery	0.0	0.0	0.0	0.0	0.0	0.0	0.0	0.0	0.0	0.0	0.0	0.0	0.0
Gas Gathering System	218.4	221.2	222.7	209.1	196.1	0.0	0.0	0.0	0.0	0.0	0.0	0.0	1,067.5
Gas Plant	1,607.1	1,152.8	0.0	283.4	5,547.9	0.0	0.0	0.0	0.0	0.0	0.0	0.0	8,591.2
Injection Facility	0.0	0.0	0.0	0.0	0.0	0.0	0.0	0.0	0.0	0.0	0.0	0.0	0.0
Meter Station	4,153.3	17,464.9	19,846.5	18,139.2	331.8	0.0	0.0	0.0	0.0	0.0	0.0	0.0	59,935.7
Other	0.0	0.0	0.0	0.0	0.0	0.0	0.0	0.0	0.0	0.0	0.0	0.0	0.0
Alberta Commercial	0.0	0.0	0.0	0.0	0.0	0.0	0.0	0.0	0.0	0.0	0.0	0.0	0.0
Alberta Industrial	0.0	0.0	0.0	0.0	0.0	0.0	0.0	0.0	0.0	0.0	0.0	0.0	0.0
Alberta Residential	0.0	0.0	0.0	0.0	0.0	0.0	0.0	0.0	0.0	0.0	0.0	0.0	0.0
Alberta Elec.Generation	0.0	0.0	0.0	0.0	0.0	0.0	0.0	0.0	0.0	0.0	0.0	0.0	0.0
Shrinkage Acid Gas	0.0	0.0	0.0	0.0	0.0	0.0	0.0	0.0	0.0	0.0	0.0	0.0	0.0
Other products	6.1	12.4	14.9	14.5	0.2	0.0	0.0	0.0	0.0	0.0	0.0	0.0	48.1
Fuel	68.0	46.6	29.9	10.2	28.8	0.0	0.0	0.0	0.0	0.0	0.0	0.0	183.5
Flared	0.0	0.0	0.0	0.0	0.0	0.0	0.0	0.0	0.0	0.0	0.0	0.0	0.0
Vented	0.5	0.5	6.2	6.0	0.5	0.0	0.0	0.0	0.0	0.0	0.0	0.0	13.7
Diff and Other	-0.5	-12.4	-83.3	-14.5	-18.4	0.0	0.0	0.0	0.0	0.0	0.0	0.0	-129.1
Process and Frac													
Pentanes Plus	0.0	0.0	0.0	0.0	0.0	0.0	0.0	0.0	0.0	0.0	0.0	0.0	0.0
Propane	0.0	0.0	0.0	0.0	0.0	0.0	0.0	0.0	0.0	0.0	0.0	0.0	0.0
Butanes	0.0	0.0	0.0	0.0	0.0	0.0	0.0	0.0	0.0	0.0	0.0	0.0	0.0
Ethane	0.0	0.0	0.0	0.0	0.0	0.0	0.0	0.0	0.0	0.0	0.0	0.0	0.0
NGL MIX	28.7	57.2	68.3	67.0	1.3	0.0	0.0	0.0	0.0	0.0	0.0	0.0	222.5
Sulphur	0.0	0.0	0.0	0.0	0.0	0.0	0.0	0.0	0.0	0.0	0.0	0.0	0.0
Sulphur Closing Inv	0.0	0.0	0.0	0.0	0.0	0.0	0.0	0.0	0.0	0.0	0.0	0.0	0.0

Unit of Measurement: Gas and Gas equivalent products: 1000m3, Liquids: m3, Sulphur: MTS

VPR6200

Facility ID ABGP0001181
Facility Licence # 5640

Facility Name CDN FOREST PENHOLD
Facility Operator A2TG TQN

Production Month	202001	202002	202003	202004	202005	202006	202007	202008	202009	202010	202011	202012	Totals
Receipts													
Receipts from Alberta Facilities	572.7	548.2	489.4	499.6	490.4	0.0	0.0	0.0	0.0	0.0	0.0	0.0	2,600.3
Receipts from Non-Alberta Facilities	0.0	0.0	0.0	0.0	0.0	0.0	0.0	0.0	0.0	0.0	0.0	0.0	0.0
Dispositions													
Disposition													
Battery	0.0	3.7	3.3	3.7	2.1	0.0	0.0	0.0	0.0	0.0	0.0	0.0	12.8
Gas Gathering System	0.0	0.0	0.0	0.0	0.0	0.0	0.0	0.0	0.0	0.0	0.0	0.0	0.0
Gas Plant	0.0	0.0	0.0	0.0	0.0	0.0	0.0	0.0	0.0	0.0	0.0	0.0	0.0
Injection Facility	0.0	0.0	0.0	0.0	0.0	0.0	0.0	0.0	0.0	0.0	0.0	0.0	0.0
Meter Station	367.4	404.5	293.5	362.8	367.6	0.0	0.0	0.0	0.0	0.0	0.0	0.0	1,795.8
Other	0.0	0.0	0.0	0.0	0.0	0.0	0.0	0.0	0.0	0.0	0.0	0.0	0.0
Alberta Commercial	0.0	0.0	0.0	0.0	0.0	0.0	0.0	0.0	0.0	0.0	0.0	0.0	0.0
Alberta Industrial	0.0	0.0	0.0	0.0	0.0	0.0	0.0	0.0	0.0	0.0	0.0	0.0	0.0
Alberta Residential	0.0	0.0	0.0	0.0	0.0	0.0	0.0	0.0	0.0	0.0	0.0	0.0	0.0
Alberta Elec.Generation	0.0	0.0	0.0	0.0	0.0	0.0	0.0	0.0	0.0	0.0	0.0	0.0	0.0
Shrinkage													
Acid Gas	0.0	0.0	0.0	0.0	0.0	0.0	0.0	0.0	0.0	0.0	0.0	0.0	0.0
Other products	29.1	44.2	24.1	35.2	35.4	0.0	0.0	0.0	0.0	0.0	0.0	0.0	168.0
Fuel	107.8	98.0	89.1	101.6	102.3	0.0	0.0	0.0	0.0	0.0	0.0	0.0	498.8
Flared	0.0	0.0	0.0	0.0	0.0	0.0	0.0	0.0	0.0	0.0	0.0	0.0	0.0
Vented	3.6	8.9	7.3	8.0	8.0	0.0	0.0	0.0	0.0	0.0	0.0	0.0	35.8
Diff and Other	64.8	-11.1	72.1	-11.7	-25.0	0.0	0.0	0.0	0.0	0.0	0.0	0.0	89.1
Process and Frac													
Pentanes Plus	28.5	36.4	12.7	22.2	17.2	0.0	0.0	0.0	0.0	0.0	0.0	0.0	117.0
Propane	0.0	0.0	0.0	0.0	0.0	0.0	0.0	0.0	0.0	0.0	0.0	0.0	0.0
Butanes	0.0	0.0	0.0	0.0	0.0	0.0	0.0	0.0	0.0	0.0	0.0	0.0	0.0
Ethane	0.0	0.0	0.0	0.0	0.0	0.0	0.0	0.0	0.0	0.0	0.0	0.0	0.0
NGL MIX	94.7	150.8	87.3	123.7	129.6	0.0	0.0	0.0	0.0	0.0	0.0	0.0	586.1
Sulphur	0.0	0.0	0.0	0.0	0.0	0.0	0.0	0.0	0.0	0.0	0.0	0.0	0.0
Sulphur Closing Inv	0.0	0.0	0.0	0.0	0.0	0.0	0.0	0.0	0.0	0.0	0.0	0.0	0.0

Unit of Measurement: Gas and Gas equivalent products: 1000m3, Liquids: m3, Sulphur: MTS

VPR6200

Facility ID ABGP0001184

Facility Name KNOPCIK 9-10-74-11W6

Facility Licence # 15494

Facility Operator OHE9 CNRL

Production Month	202001	202002	202003	202004	202005	202006	202007	202008	202009	202010	202011	202012	Totals
Receipts													
Receipts from Alberta Facilities	13,334.9	13,210.4	13,833.3	12,858.2	13,093.6	0.0	0.0	0.0	0.0	0.0	0.0	0.0	66,330.4
Receipts from Non-Alberta Facilities	0.0	0.0	0.0	0.0	0.0	0.0	0.0	0.0	0.0	0.0	0.0	0.0	0.0
Dispositions													
Disposition													
Battery	0.0	0.0	0.0	0.0	0.0	0.0	0.0	0.0	0.0	0.0	0.0	0.0	0.0
Gas Gathering System	0.0	0.0	0.0	0.0	0.0	0.0	0.0	0.0	0.0	0.0	0.0	0.0	0.0
Gas Plant	0.0	0.0	0.0	0.0	0.0	0.0	0.0	0.0	0.0	0.0	0.0	0.0	0.0
Injection Facility	0.0	0.0	0.0	0.0	0.0	0.0	0.0	0.0	0.0	0.0	0.0	0.0	0.0
Meter Station	11,947.5	11,834.4	12,383.9	11,565.4	11,807.9	0.0	0.0	0.0	0.0	0.0	0.0	0.0	59,539.1
Other	0.0	0.0	0.0	0.0	0.0	0.0	0.0	0.0	0.0	0.0	0.0	0.0	0.0
Alberta Commercial	0.0	0.0	0.0	0.0	0.0	0.0	0.0	0.0	0.0	0.0	0.0	0.0	0.0
Alberta Industrial	0.0	0.0	0.0	0.0	0.0	0.0	0.0	0.0	0.0	0.0	0.0	0.0	0.0
Alberta Residential	0.0	0.0	0.0	0.0	0.0	0.0	0.0	0.0	0.0	0.0	0.0	0.0	0.0
Alberta Elec.Generation	0.0	0.0	0.0	0.0	0.0	0.0	0.0	0.0	0.0	0.0	0.0	0.0	0.0
Shrinkage													
Acid Gas	0.0	0.0	0.0	0.0	0.0	0.0	0.0	0.0	0.0	0.0	0.0	0.0	0.0
Other products	569.4	565.9	598.4	562.3	500.9	0.0	0.0	0.0	0.0	0.0	0.0	0.0	2,796.9
Fuel	807.5	777.7	824.7	750.3	756.5	0.0	0.0	0.0	0.0	0.0	0.0	0.0	3,916.7
Flared	20.5	17.1	15.7	12.4	12.1	0.0	0.0	0.0	0.0	0.0	0.0	0.0	77.8
Vented	0.0	0.0	0.0	0.0	0.0	0.0	0.0	0.0	0.0	0.0	0.0	0.0	0.0
Diff and Other	-10.0	15.3	10.6	-32.2	16.2	0.0	0.0	0.0	0.0	0.0	0.0	0.0	-0.1
Process and Frac													
Pentanes Plus	1,432.4	1,398.3	1,689.5	1,350.1	1,405.9	0.0	0.0	0.0	0.0	0.0	0.0	0.0	7,276.2
Propane	3,450.1	2,990.4	3,266.2	3,752.1	4,627.3	0.0	0.0	0.0	0.0	0.0	0.0	0.0	18,086.1
Butanes	4,802.8	5,613.2	5,247.6	5,052.2	5,358.3	0.0	0.0	0.0	0.0	0.0	0.0	0.0	26,074.1
Ethane	76.0	66.7	71.7	129.6	166.1	0.0	0.0	0.0	0.0	0.0	0.0	0.0	510.1
NGL MIX	0.0	0.0	0.0	0.0	0.0	0.0	0.0	0.0	0.0	0.0	0.0	0.0	0.0
Sulphur	0.0	0.0	0.0	0.0	0.0	0.0	0.0	0.0	0.0	0.0	0.0	0.0	0.0
Sulphur Closing Inv	0.0	0.0	0.0	0.0	0.0	0.0	0.0	0.0	0.0	0.0	0.0	0.0	0.0

Unit of Measurement: Gas and Gas equivalent products: 1000m3, Liquids: m3, Sulphur: MTS

VPR6200

Facility ID ABGP0001185
Facility Licence # 4248

Facility Name MARATHON BATTLE CR TWINING
Facility Operator A1H9 EMBER

Production Month	202001	202002	202003	202004	202005	202006	202007	202008	202009	202010	202011	202012	Totals
Receipts													
Receipts from Alberta Facilities	8,044.5	7,483.7	7,328.9	6,613.8	4,033.3	0.0	0.0	0.0	0.0	0.0	0.0	0.0	33,504.2
Receipts from Non-Alberta Facilities	0.0	0.0	0.0	0.0	0.0	0.0	0.0	0.0	0.0	0.0	0.0	0.0	0.0
Dispositions													
Disposition													
Battery	0.0	0.0	0.0	0.0	0.0	0.0	0.0	0.0	0.0	0.0	0.0	0.0	0.0
Gas Gathering System	0.0	0.0	0.0	0.0	0.0	0.0	0.0	0.0	0.0	0.0	0.0	0.0	0.0
Gas Plant	0.0	0.0	0.0	0.0	0.0	0.0	0.0	0.0	0.0	0.0	0.0	0.0	0.0
Injection Facility	0.0	0.0	0.0	0.0	0.0	0.0	0.0	0.0	0.0	0.0	0.0	0.0	0.0
Meter Station	7,111.1	6,877.5	6,824.0	6,033.2	3,635.6	0.0	0.0	0.0	0.0	0.0	0.0	0.0	30,481.4
Other	0.0	0.0	0.0	0.0	0.0	0.0	0.0	0.0	0.0	0.0	0.0	0.0	0.0
Alberta Commercial	0.0	0.0	0.0	0.0	0.0	0.0	0.0	0.0	0.0	0.0	0.0	0.0	0.0
Alberta Industrial	0.0	0.0	0.0	0.0	0.0	0.0	0.0	0.0	0.0	0.0	0.0	0.0	0.0
Alberta Residential	0.0	0.0	0.0	0.0	0.0	0.0	0.0	0.0	0.0	0.0	0.0	0.0	0.0
Alberta Elec.Generation	0.0	0.0	0.0	0.0	0.0	0.0	0.0	0.0	0.0	0.0	0.0	0.0	0.0
Shrinkage													
Acid Gas	0.0	0.0	0.0	0.0	0.0	0.0	0.0	0.0	0.0	0.0	0.0	0.0	0.0
Other products	487.0	401.0	366.4	313.4	62.1	0.0	0.0	0.0	0.0	0.0	0.0	0.0	1,629.9
Fuel	499.1	409.9	421.2	404.8	265.2	0.0	0.0	0.0	0.0	0.0	0.0	0.0	2,000.2
Flared	0.0	0.0	0.0	0.0	0.0	0.0	0.0	0.0	0.0	0.0	0.0	0.0	0.0
Vented	0.0	0.0	0.0	0.0	0.0	0.0	0.0	0.0	0.0	0.0	0.0	0.0	0.0
Diff and Other	-52.7	-204.7	-282.7	-137.6	70.4	0.0	0.0	0.0	0.0	0.0	0.0	0.0	-607.3
Process and Frac													
Pentanes Plus	47.8	16.9	3.7	0.0	2.4	0.0	0.0	0.0	0.0	0.0	0.0	0.0	70.8
Propane	0.0	0.0	0.0	0.0	0.0	0.0	0.0	0.0	0.0	0.0	0.0	0.0	0.0
Butanes	0.0	0.0	0.0	0.0	0.0	0.0	0.0	0.0	0.0	0.0	0.0	0.0	0.0
Ethane	0.0	0.0	0.0	0.0	0.0	0.0	0.0	0.0	0.0	0.0	0.0	0.0	0.0
NGL MIX	1,917.5	1,602.3	1,482.1	1,256.3	248.5	0.0	0.0	0.0	0.0	0.0	0.0	0.0	6,506.7
Sulphur	0.0	0.0	0.0	0.0	0.0	0.0	0.0	0.0	0.0	0.0	0.0	0.0	0.0
Sulphur Closing Inv	0.0	0.0	0.0	0.0	0.0	0.0	0.0	0.0	0.0	0.0	0.0	0.0	0.0

Unit of Measurement: Gas and Gas equivalent products: 1000m3, Liquids: m3, Sulphur: MTS

VPR6200

Facility ID ABGP0001201
Facility Licence # 12452

Facility Name AEC MCLEOD
Facility Operator A778 1049601 BC

Production Month	202001	202002	202003	202004	202005	202006	202007	202008	202009	202010	202011	202012	Totals
Receipts													
Receipts from Alberta Facilities	6,291.5	6,145.0	7,133.4	6,425.7	6,471.0	0.0	0.0	0.0	0.0	0.0	0.0	0.0	32,466.6
Receipts from Non-Alberta Facilities	0.0	0.0	0.0	0.0	0.0	0.0	0.0	0.0	0.0	0.0	0.0	0.0	0.0
Dispositions													
Disposition													
Battery	0.0	0.0	0.0	0.0	0.0	0.0	0.0	0.0	0.0	0.0	0.0	0.0	0.0
Gas Gathering System	0.0	0.0	0.0	0.0	0.0	0.0	0.0	0.0	0.0	0.0	0.0	0.0	0.0
Gas Plant	0.0	0.0	0.0	0.0	0.0	0.0	0.0	0.0	0.0	0.0	0.0	0.0	0.0
Injection Facility	0.0	0.0	0.0	0.0	0.0	0.0	0.0	0.0	0.0	0.0	0.0	0.0	0.0
Meter Station	5,929.9	5,821.8	6,680.2	5,962.7	5,869.7	0.0	0.0	0.0	0.0	0.0	0.0	0.0	30,264.3
Other	0.0	0.0	0.0	0.0	0.0	0.0	0.0	0.0	0.0	0.0	0.0	0.0	0.0
Alberta Commercial	0.0	0.0	0.0	0.0	0.0	0.0	0.0	0.0	0.0	0.0	0.0	0.0	0.0
Alberta Industrial	0.0	0.0	0.0	0.0	0.0	0.0	0.0	0.0	0.0	0.0	0.0	0.0	0.0
Alberta Residential	0.0	0.0	0.0	0.0	0.0	0.0	0.0	0.0	0.0	0.0	0.0	0.0	0.0
Alberta Elec.Generation	0.0	0.0	0.0	0.0	0.0	0.0	0.0	0.0	0.0	0.0	0.0	0.0	0.0
Shrinkage													
Acid Gas	0.0	0.0	0.0	0.0	0.0	0.0	0.0	0.0	0.0	0.0	0.0	0.0	0.0
Other products	319.9	336.6	391.8	259.5	264.5	0.0	0.0	0.0	0.0	0.0	0.0	0.0	1,572.3
Fuel	401.9	360.5	385.0	360.8	364.3	0.0	0.0	0.0	0.0	0.0	0.0	0.0	1,872.5
Flared	0.0	0.0	0.0	0.0	0.0	0.0	0.0	0.0	0.0	0.0	0.0	0.0	0.0
Vented	0.0	0.0	0.0	0.0	0.0	0.0	0.0	0.0	0.0	0.0	0.0	0.0	0.0
Diff and Other	-360.2	-373.9	-323.6	-157.3	-27.5	0.0	0.0	0.0	0.0	0.0	0.0	0.0	-1,242.5
Process and Frac													
Pentanes Plus	502.1	530.3	611.2	528.6	486.9	0.0	0.0	0.0	0.0	0.0	0.0	0.0	2,659.1
Propane	0.0	0.0	0.0	0.0	0.0	0.0	0.0	0.0	0.0	0.0	0.0	0.0	0.0
Butanes	0.0	0.0	0.0	0.0	0.0	0.0	0.0	0.0	0.0	0.0	0.0	0.0	0.0
Ethane	0.0	0.0	0.0	0.0	0.0	0.0	0.0	0.0	0.0	0.0	0.0	0.0	0.0
NGL MIX	878.8	923.9	1,076.9	614.6	670.6	0.0	0.0	0.0	0.0	0.0	0.0	0.0	4,164.8
Sulphur	0.0	0.0	0.0	0.0	0.0	0.0	0.0	0.0	0.0	0.0	0.0	0.0	0.0
Sulphur Closing Inv	0.0	0.0	0.0	0.0	0.0	0.0	0.0	0.0	0.0	0.0	0.0	0.0	0.0

Unit of Measurement: Gas and Gas equivalent products: 1000m3, Liquids: m3, Sulphur: MTS

VPR6200

Facility ID ABGP0001213

Facility Name GARDEN PLAINS 5-15-33-13 GP

Facility Licence # 34864

Facility Operator ORL9

Production Month	202001	202002	202003	202004	202005	202006	202007	202008	202009	202010	202011	202012	Totals
Receipts													
Receipts from Alberta Facilities	0.0	0.0	0.0	0.0	0.0	0.0	0.0	0.0	0.0	0.0	0.0	0.0	0.0
Receipts from Non-Alberta Facilities	0.0	0.0	0.0	0.0	0.0	0.0	0.0	0.0	0.0	0.0	0.0	0.0	0.0
Dispositions													
Disposition													
Battery	0.0	0.0	0.0	0.0	0.0	0.0	0.0	0.0	0.0	0.0	0.0	0.0	0.0
Gas Gathering System	0.0	0.0	0.0	0.0	0.0	0.0	0.0	0.0	0.0	0.0	0.0	0.0	0.0
Gas Plant	0.0	0.0	0.0	0.0	0.0	0.0	0.0	0.0	0.0	0.0	0.0	0.0	0.0
Injection Facility	0.0	0.0	0.0	0.0	0.0	0.0	0.0	0.0	0.0	0.0	0.0	0.0	0.0
Meter Station	0.0	0.0	0.0	0.0	0.0	0.0	0.0	0.0	0.0	0.0	0.0	0.0	0.0
Other	0.0	0.0	0.0	0.0	0.0	0.0	0.0	0.0	0.0	0.0	0.0	0.0	0.0
Alberta Commercial	0.0	0.0	0.0	0.0	0.0	0.0	0.0	0.0	0.0	0.0	0.0	0.0	0.0
Alberta Industrial	0.0	0.0	0.0	0.0	0.0	0.0	0.0	0.0	0.0	0.0	0.0	0.0	0.0
Alberta Residential	0.0	0.0	0.0	0.0	0.0	0.0	0.0	0.0	0.0	0.0	0.0	0.0	0.0
Alberta Elec.Generation	0.0	0.0	0.0	0.0	0.0	0.0	0.0	0.0	0.0	0.0	0.0	0.0	0.0
Shrinkage													
Acid Gas	0.0	0.0	0.0	0.0	0.0	0.0	0.0	0.0	0.0	0.0	0.0	0.0	0.0
Other products	0.0	0.0	0.0	0.0	0.0	0.0	0.0	0.0	0.0	0.0	0.0	0.0	0.0
Fuel	0.0	0.0	0.0	0.0	0.0	0.0	0.0	0.0	0.0	0.0	0.0	0.0	0.0
Flared	0.0	0.0	0.0	0.0	0.0	0.0	0.0	0.0	0.0	0.0	0.0	0.0	0.0
Vented	0.0	0.0	0.0	0.0	0.0	0.0	0.0	0.0	0.0	0.0	0.0	0.0	0.0
Diff and Other	0.0	0.0	0.0	0.0	0.0	0.0	0.0	0.0	0.0	0.0	0.0	0.0	0.0
Process and Frac													
Pentanes Plus	0.0	0.0	0.0	0.0	0.0	0.0	0.0	0.0	0.0	0.0	0.0	0.0	0.0
Propane	0.0	0.0	0.0	0.0	0.0	0.0	0.0	0.0	0.0	0.0	0.0	0.0	0.0
Butanes	0.0	0.0	0.0	0.0	0.0	0.0	0.0	0.0	0.0	0.0	0.0	0.0	0.0
Ethane	0.0	0.0	0.0	0.0	0.0	0.0	0.0	0.0	0.0	0.0	0.0	0.0	0.0
NGL MIX	0.0	0.0	0.0	0.0	0.0	0.0	0.0	0.0	0.0	0.0	0.0	0.0	0.0
Sulphur	0.0	0.0	0.0	0.0	0.0	0.0	0.0	0.0	0.0	0.0	0.0	0.0	0.0
Sulphur Closing Inv	0.0	0.0	0.0	0.0	0.0	0.0	0.0	0.0	0.0	0.0	0.0	0.0	0.0

Unit of Measurement: Gas and Gas equivalent products: 1000m3, Liquids: m3, Sulphur: MTS

VPR6200

Facility ID ABGP0001214

Facility Name poco PEMBINA

Facility Licence # 10657

Facility Operator A632 PETRUS

Production Month	202001	202002	202003	202004	202005	202006	202007	202008	202009	202010	202011	202012	Totals
Receipts													
Receipts from Alberta Facilities	266.9	221.8	179.6	208.0	458.5	0.0	0.0	0.0	0.0	0.0	0.0	0.0	1,334.8
Receipts from Non-Alberta Facilities	0.0	0.0	0.0	0.0	0.0	0.0	0.0	0.0	0.0	0.0	0.0	0.0	0.0
Dispositions													
Disposition													
Battery	0.0	0.0	0.0	0.0	0.0	0.0	0.0	0.0	0.0	0.0	0.0	0.0	0.0
Gas Gathering System	266.9	221.8	179.6	208.0	458.5	0.0	0.0	0.0	0.0	0.0	0.0	0.0	1,334.8
Gas Plant	0.0	0.0	0.0	0.0	0.0	0.0	0.0	0.0	0.0	0.0	0.0	0.0	0.0
Injection Facility	0.0	0.0	0.0	0.0	0.0	0.0	0.0	0.0	0.0	0.0	0.0	0.0	0.0
Meter Station	0.0	0.0	0.0	0.0	0.0	0.0	0.0	0.0	0.0	0.0	0.0	0.0	0.0
Other	0.0	0.0	0.0	0.0	0.0	0.0	0.0	0.0	0.0	0.0	0.0	0.0	0.0
Alberta Commercial	0.0	0.0	0.0	0.0	0.0	0.0	0.0	0.0	0.0	0.0	0.0	0.0	0.0
Alberta Industrial	0.0	0.0	0.0	0.0	0.0	0.0	0.0	0.0	0.0	0.0	0.0	0.0	0.0
Alberta Residential	0.0	0.0	0.0	0.0	0.0	0.0	0.0	0.0	0.0	0.0	0.0	0.0	0.0
Alberta Elec.Generation	0.0	0.0	0.0	0.0	0.0	0.0	0.0	0.0	0.0	0.0	0.0	0.0	0.0
Shrinkage													
Acid Gas	0.0	0.0	0.0	0.0	0.0	0.0	0.0	0.0	0.0	0.0	0.0	0.0	0.0
Other products	0.0	0.0	0.0	0.0	0.0	0.0	0.0	0.0	0.0	0.0	0.0	0.0	0.0
Fuel	0.0	0.0	0.0	0.0	0.0	0.0	0.0	0.0	0.0	0.0	0.0	0.0	0.0
Flared	0.0	0.0	0.0	0.0	0.0	0.0	0.0	0.0	0.0	0.0	0.0	0.0	0.0
Vented	0.0	0.0	0.0	0.0	0.0	0.0	0.0	0.0	0.0	0.0	0.0	0.0	0.0
Diff and Other	0.0	0.0	0.0	0.0	0.0	0.0	0.0	0.0	0.0	0.0	0.0	0.0	0.0
Process and Frac													
Pentanes Plus	0.0	0.0	0.0	0.0	0.0	0.0	0.0	0.0	0.0	0.0	0.0	0.0	0.0
Propane	0.0	0.0	0.0	0.0	0.0	0.0	0.0	0.0	0.0	0.0	0.0	0.0	0.0
Butanes	0.0	0.0	0.0	0.0	0.0	0.0	0.0	0.0	0.0	0.0	0.0	0.0	0.0
Ethane	0.0	0.0	0.0	0.0	0.0	0.0	0.0	0.0	0.0	0.0	0.0	0.0	0.0
NGL MIX	0.0	0.0	0.0	0.0	0.0	0.0	0.0	0.0	0.0	0.0	0.0	0.0	0.0
Sulphur	0.0	0.0	0.0	0.0	0.0	0.0	0.0	0.0	0.0	0.0	0.0	0.0	0.0
Sulphur Closing Inv	0.0	0.0	0.0	0.0	0.0	0.0	0.0	0.0	0.0	0.0	0.0	0.0	0.0

Unit of Measurement: Gas and Gas equivalent products: 1000m3, Liquids: m3, Sulphur: MTS

VPR6200

Facility ID ABGP0001216

Facility Name CONOCO MAJEAU LAKE

Facility Licence # 13263

Facility Operator A517 LONG RUN

Production Month	202001	202002	202003	202004	202005	202006	202007	202008	202009	202010	202011	202012	Totals
Receipts													
Receipts from Alberta Facilities	463.6	431.4	456.1	425.9	283.4	0.0	0.0	0.0	0.0	0.0	0.0	0.0	2,060.4
Receipts from Non-Alberta Facilities	0.0	0.0	0.0	0.0	0.0	0.0	0.0	0.0	0.0	0.0	0.0	0.0	0.0
Dispositions													
Disposition													
Battery	0.0	0.0	0.0	0.0	0.0	0.0	0.0	0.0	0.0	0.0	0.0	0.0	0.0
Gas Gathering System	36.2	32.6	33.9	34.9	19.3	0.0	0.0	0.0	0.0	0.0	0.0	0.0	156.9
Gas Plant	0.0	0.0	0.0	0.0	0.0	0.0	0.0	0.0	0.0	0.0	0.0	0.0	0.0
Injection Facility	0.0	0.0	0.0	0.0	0.0	0.0	0.0	0.0	0.0	0.0	0.0	0.0	0.0
Meter Station	397.3	380.2	395.7	369.4	249.4	0.0	0.0	0.0	0.0	0.0	0.0	0.0	1,792.0
Other	0.0	0.0	0.0	0.0	0.0	0.0	0.0	0.0	0.0	0.0	0.0	0.0	0.0
Alberta Commercial	0.0	0.0	0.0	0.0	0.0	0.0	0.0	0.0	0.0	0.0	0.0	0.0	0.0
Alberta Industrial	0.0	0.0	0.0	0.0	0.0	0.0	0.0	0.0	0.0	0.0	0.0	0.0	0.0
Alberta Residential	0.0	0.0	0.0	0.0	0.0	0.0	0.0	0.0	0.0	0.0	0.0	0.0	0.0
Alberta Elec.Generation	0.0	0.0	0.0	0.0	0.0	0.0	0.0	0.0	0.0	0.0	0.0	0.0	0.0
Shrinkage													
Acid Gas	0.0	0.0	0.0	0.0	0.0	0.0	0.0	0.0	0.0	0.0	0.0	0.0	0.0
Other products	2.4	3.2	2.6	2.0	0.8	0.0	0.0	0.0	0.0	0.0	0.0	0.0	11.0
Fuel	16.0	15.0	16.0	16.0	10.8	0.0	0.0	0.0	0.0	0.0	0.0	0.0	73.8
Flared	0.0	0.0	0.0	0.0	0.0	0.0	0.0	0.0	0.0	0.0	0.0	0.0	0.0
Vented	1.3	1.0	0.0	1.1	4.1	0.0	0.0	0.0	0.0	0.0	0.0	0.0	7.5
Diff and Other	10.4	-0.6	7.9	2.5	-1.0	0.0	0.0	0.0	0.0	0.0	0.0	0.0	19.2
Process and Frac													
Pentanes Plus	0.0	0.0	0.0	0.0	0.0	0.0	0.0	0.0	0.0	0.0	0.0	0.0	0.0
Propane	0.0	0.0	0.0	0.0	0.0	0.0	0.0	0.0	0.0	0.0	0.0	0.0	0.0
Butanes	0.0	0.0	0.0	0.0	0.0	0.0	0.0	0.0	0.0	0.0	0.0	0.0	0.0
Ethane	0.0	0.0	0.0	0.0	0.0	0.0	0.0	0.0	0.0	0.0	0.0	0.0	0.0
NGL MIX	10.3	14.1	10.8	8.3	3.2	0.0	0.0	0.0	0.0	0.0	0.0	0.0	46.7
Sulphur	0.0	0.0	0.0	0.0	0.0	0.0	0.0	0.0	0.0	0.0	0.0	0.0	0.0
Sulphur Closing Inv	0.0	0.0	0.0	0.0	0.0	0.0	0.0	0.0	0.0	0.0	0.0	0.0	0.0

Unit of Measurement: Gas and Gas equivalent products: 1000m3, Liquids: m3, Sulphur: MTS

VPR6200

Facility ID ABGP0001220
Facility Licence # 23559

Facility Name APACHE NEVIS
Facility Operator A1H9 EMBER

Production Month	202001	202002	202003	202004	202005	202006	202007	202008	202009	202010	202011	202012	Totals
Receipts													
Receipts from Alberta Facilities	14,535.8	16,591.4	17,538.6	16,473.2	17,598.1	0.0	0.0	0.0	0.0	0.0	0.0	0.0	82,737.1
Receipts from Non-Alberta Facilities	0.0	0.0	0.0	0.0	0.0	0.0	0.0	0.0	0.0	0.0	0.0	0.0	0.0
Dispositions													
Disposition													
Battery	0.0	0.0	0.0	0.0	0.0	0.0	0.0	0.0	0.0	0.0	0.0	0.0	0.0
Gas Gathering System	0.0	0.0	0.0	0.0	0.0	0.0	0.0	0.0	0.0	0.0	0.0	0.0	0.0
Gas Plant	0.0	0.0	0.0	0.0	0.0	0.0	0.0	0.0	0.0	0.0	0.0	0.0	0.0
Injection Facility	0.0	0.0	0.0	0.0	0.0	0.0	0.0	0.0	0.0	0.0	0.0	0.0	0.0
Meter Station	13,596.8	15,740.1	16,714.6	15,670.3	16,865.3	0.0	0.0	0.0	0.0	0.0	0.0	0.0	78,587.1
Other	0.0	0.0	0.0	0.0	0.0	0.0	0.0	0.0	0.0	0.0	0.0	0.0	0.0
Alberta Commercial	0.0	0.0	0.0	0.0	0.0	0.0	0.0	0.0	0.0	0.0	0.0	0.0	0.0
Alberta Industrial	0.0	0.0	0.0	0.0	0.0	0.0	0.0	0.0	0.0	0.0	0.0	0.0	0.0
Alberta Residential	0.0	0.0	0.0	0.0	0.0	0.0	0.0	0.0	0.0	0.0	0.0	0.0	0.0
Alberta Elec.Generation	0.0	0.0	0.0	0.0	0.0	0.0	0.0	0.0	0.0	0.0	0.0	0.0	0.0
Shrinkage													
Acid Gas	0.0	0.0	0.0	0.0	0.0	0.0	0.0	0.0	0.0	0.0	0.0	0.0	0.0
Other products	0.0	0.0	0.0	0.0	0.0	0.0	0.0	0.0	0.0	0.0	0.0	0.0	0.0
Fuel	1,187.3	1,229.1	1,264.0	1,229.8	1,258.0	0.0	0.0	0.0	0.0	0.0	0.0	0.0	6,168.2
Flared	2.0	0.5	6.1	5.8	0.9	0.0	0.0	0.0	0.0	0.0	0.0	0.0	15.3
Vented	0.0	0.0	0.0	0.0	0.0	0.0	0.0	0.0	0.0	0.0	0.0	0.0	0.0
Diff and Other	-250.3	-378.3	-446.1	-432.7	-526.1	0.0	0.0	0.0	0.0	0.0	0.0	0.0	-2,033.5
Process and Frac													
Pentanes Plus	0.0	0.0	0.0	0.0	0.0	0.0	0.0	0.0	0.0	0.0	0.0	0.0	0.0
Propane	0.0	0.0	0.0	0.0	0.0	0.0	0.0	0.0	0.0	0.0	0.0	0.0	0.0
Butanes	0.0	0.0	0.0	0.0	0.0	0.0	0.0	0.0	0.0	0.0	0.0	0.0	0.0
Ethane	0.0	0.0	0.0	0.0	0.0	0.0	0.0	0.0	0.0	0.0	0.0	0.0	0.0
NGL MIX	0.0	0.0	0.0	0.0	0.0	0.0	0.0	0.0	0.0	0.0	0.0	0.0	0.0
Sulphur	0.0	0.0	0.0	0.0	0.0	0.0	0.0	0.0	0.0	0.0	0.0	0.0	0.0
Sulphur Closing Inv	0.0	0.0	0.0	0.0	0.0	0.0	0.0	0.0	0.0	0.0	0.0	0.0	0.0

Unit of Measurement: Gas and Gas equivalent products: 1000m3, Liquids: m3, Sulphur: MTS

VPR6200

Facility ID ABGP0001221
Facility Licence # 7161

Facility Name STETTLER 06-19-039-19W4 GAS PLANT
Facility Operator ORL9

Production Month	202001	202002	202003	202004	202005	202006	202007	202008	202009	202010	202011	202012	Totals
	SHUTIN	SHUTIN	SHUTIN	SHUTIN	SHUTIN								
Receipts													
Receipts from Alberta Facilities	0.0	0.0	0.0	0.0	0.0	0.0	0.0	0.0	0.0	0.0	0.0	0.0	0.0
Receipts from Non-Alberta Facilities	0.0	0.0	0.0	0.0	0.0	0.0	0.0	0.0	0.0	0.0	0.0	0.0	0.0
Dispositions													
Disposition													
Battery	0.0	0.0	0.0	0.0	0.0	0.0	0.0	0.0	0.0	0.0	0.0	0.0	0.0
Gas Gathering System	0.0	0.0	0.0	0.0	0.0	0.0	0.0	0.0	0.0	0.0	0.0	0.0	0.0
Gas Plant	0.0	0.0	0.0	0.0	0.0	0.0	0.0	0.0	0.0	0.0	0.0	0.0	0.0
Injection Facility	0.0	0.0	0.0	0.0	0.0	0.0	0.0	0.0	0.0	0.0	0.0	0.0	0.0
Meter Station	0.0	0.0	0.0	0.0	0.0	0.0	0.0	0.0	0.0	0.0	0.0	0.0	0.0
Other	0.0	0.0	0.0	0.0	0.0	0.0	0.0	0.0	0.0	0.0	0.0	0.0	0.0
Alberta Commercial	0.0	0.0	0.0	0.0	0.0	0.0	0.0	0.0	0.0	0.0	0.0	0.0	0.0
Alberta Industrial	0.0	0.0	0.0	0.0	0.0	0.0	0.0	0.0	0.0	0.0	0.0	0.0	0.0
Alberta Residential	0.0	0.0	0.0	0.0	0.0	0.0	0.0	0.0	0.0	0.0	0.0	0.0	0.0
Alberta Elec.Generation	0.0	0.0	0.0	0.0	0.0	0.0	0.0	0.0	0.0	0.0	0.0	0.0	0.0
Shrinkage													
Acid Gas	0.0	0.0	0.0	0.0	0.0	0.0	0.0	0.0	0.0	0.0	0.0	0.0	0.0
Other products	0.0	0.0	0.0	0.0	0.0	0.0	0.0	0.0	0.0	0.0	0.0	0.0	0.0
Fuel	0.0	0.0	0.0	0.0	0.0	0.0	0.0	0.0	0.0	0.0	0.0	0.0	0.0
Flared	0.0	0.0	0.0	0.0	0.0	0.0	0.0	0.0	0.0	0.0	0.0	0.0	0.0
Vented	0.0	0.0	0.0	0.0	0.0	0.0	0.0	0.0	0.0	0.0	0.0	0.0	0.0
Diff and Other	0.0	0.0	0.0	0.0	0.0	0.0	0.0	0.0	0.0	0.0	0.0	0.0	0.0
Process and Frac													
Pentanes Plus	0.0	0.0	0.0	0.0	0.0	0.0	0.0	0.0	0.0	0.0	0.0	0.0	0.0
Propane	0.0	0.0	0.0	0.0	0.0	0.0	0.0	0.0	0.0	0.0	0.0	0.0	0.0
Butanes	0.0	0.0	0.0	0.0	0.0	0.0	0.0	0.0	0.0	0.0	0.0	0.0	0.0
Ethane	0.0	0.0	0.0	0.0	0.0	0.0	0.0	0.0	0.0	0.0	0.0	0.0	0.0
NGL MIX	0.0	0.0	0.0	0.0	0.0	0.0	0.0	0.0	0.0	0.0	0.0	0.0	0.0
Sulphur	0.0	0.0	0.0	0.0	0.0	0.0	0.0	0.0	0.0	0.0	0.0	0.0	0.0
Sulphur Closing Inv	0.0	0.0	0.0	0.0	0.0	0.0	0.0	0.0	0.0	0.0	0.0	0.0	0.0

Unit of Measurement: Gas and Gas equivalent products: 1000m3, Liquids: m3, Sulphur: MTS

VPR6200

Facility ID ABGP0001222

Facility Name CUTBANK 7-16-62-8W6

Facility Licence # 13915

Facility Operator A5A3

Production Month	202001	202002	202003	202004	202005	202006	202007	202008	202009	202010	202011	202012	Totals
	SHUTIN	SHUTIN	SHUTIN	SHUTIN	SHUTIN								
Receipts													
Receipts from Alberta Facilities	0.0	0.0	0.0	0.0	0.0	0.0	0.0	0.0	0.0	0.0	0.0	0.0	0.0
Receipts from Non-Alberta Facilities	0.0	0.0	0.0	0.0	0.0	0.0	0.0	0.0	0.0	0.0	0.0	0.0	0.0
Dispositions													
Disposition													
Battery	0.0	0.0	0.0	0.0	0.0	0.0	0.0	0.0	0.0	0.0	0.0	0.0	0.0
Gas Gathering System	0.0	0.0	0.0	0.0	0.0	0.0	0.0	0.0	0.0	0.0	0.0	0.0	0.0
Gas Plant	0.0	0.0	0.0	0.0	0.0	0.0	0.0	0.0	0.0	0.0	0.0	0.0	0.0
Injection Facility	0.0	0.0	0.0	0.0	0.0	0.0	0.0	0.0	0.0	0.0	0.0	0.0	0.0
Meter Station	0.0	0.0	0.0	0.0	0.0	0.0	0.0	0.0	0.0	0.0	0.0	0.0	0.0
Other	0.0	0.0	0.0	0.0	0.0	0.0	0.0	0.0	0.0	0.0	0.0	0.0	0.0
Alberta Commercial	0.0	0.0	0.0	0.0	0.0	0.0	0.0	0.0	0.0	0.0	0.0	0.0	0.0
Alberta Industrial	0.0	0.0	0.0	0.0	0.0	0.0	0.0	0.0	0.0	0.0	0.0	0.0	0.0
Alberta Residential	0.0	0.0	0.0	0.0	0.0	0.0	0.0	0.0	0.0	0.0	0.0	0.0	0.0
Alberta Elec.Generation	0.0	0.0	0.0	0.0	0.0	0.0	0.0	0.0	0.0	0.0	0.0	0.0	0.0
Shrinkage													
Acid Gas	0.0	0.0	0.0	0.0	0.0	0.0	0.0	0.0	0.0	0.0	0.0	0.0	0.0
Other products	0.0	0.0	0.0	0.0	0.0	0.0	0.0	0.0	0.0	0.0	0.0	0.0	0.0
Fuel	0.0	0.0	0.0	0.0	0.0	0.0	0.0	0.0	0.0	0.0	0.0	0.0	0.0
Flared	0.0	0.0	0.0	0.0	0.0	0.0	0.0	0.0	0.0	0.0	0.0	0.0	0.0
Vented	0.0	0.0	0.0	0.0	0.0	0.0	0.0	0.0	0.0	0.0	0.0	0.0	0.0
Diff and Other	0.0	0.0	0.0	0.0	0.0	0.0	0.0	0.0	0.0	0.0	0.0	0.0	0.0
Process and Frac													
Pentanes Plus	0.0	0.0	0.0	0.0	0.0	0.0	0.0	0.0	0.0	0.0	0.0	0.0	0.0
Propane	0.0	0.0	0.0	0.0	0.0	0.0	0.0	0.0	0.0	0.0	0.0	0.0	0.0
Butanes	0.0	0.0	0.0	0.0	0.0	0.0	0.0	0.0	0.0	0.0	0.0	0.0	0.0
Ethane	0.0	0.0	0.0	0.0	0.0	0.0	0.0	0.0	0.0	0.0	0.0	0.0	0.0
NGL MIX	0.0	0.0	0.0	0.0	0.0	0.0	0.0	0.0	0.0	0.0	0.0	0.0	0.0
Sulphur	0.0	0.0	0.0	0.0	0.0	0.0	0.0	0.0	0.0	0.0	0.0	0.0	0.0
Sulphur Closing Inv	0.0	0.0	0.0	0.0	0.0	0.0	0.0	0.0	0.0	0.0	0.0	0.0	0.0

Unit of Measurement: Gas and Gas equivalent products: 1000m3, Liquids: m3, Sulphur: MTS

VPR6200

Facility ID ABGP0001224
Facility Licence # 6714

Facility Name CRESTAR MED RIVER
Facility Operator A5D4

Production Month	202001	202002	202003	202004	202005	202006	202007	202008	202009	202010	202011	202012	Totals
	SHUTIN	SHUTIN	SHUTIN	SHUTIN	SHUTIN								
Receipts													
Receipts from Alberta Facilities	0.0	0.0	0.0	0.0	0.0	0.0	0.0	0.0	0.0	0.0	0.0	0.0	0.0
Receipts from Non-Alberta Facilities	0.0	0.0	0.0	0.0	0.0	0.0	0.0	0.0	0.0	0.0	0.0	0.0	0.0
Dispositions													
Disposition													
Battery	0.0	0.0	0.0	0.0	0.0	0.0	0.0	0.0	0.0	0.0	0.0	0.0	0.0
Gas Gathering System	0.0	0.0	0.0	0.0	0.0	0.0	0.0	0.0	0.0	0.0	0.0	0.0	0.0
Gas Plant	0.0	0.0	0.0	0.0	0.0	0.0	0.0	0.0	0.0	0.0	0.0	0.0	0.0
Injection Facility	0.0	0.0	0.0	0.0	0.0	0.0	0.0	0.0	0.0	0.0	0.0	0.0	0.0
Meter Station	0.0	0.0	0.0	0.0	0.0	0.0	0.0	0.0	0.0	0.0	0.0	0.0	0.0
Other	0.0	0.0	0.0	0.0	0.0	0.0	0.0	0.0	0.0	0.0	0.0	0.0	0.0
Alberta Commercial	0.0	0.0	0.0	0.0	0.0	0.0	0.0	0.0	0.0	0.0	0.0	0.0	0.0
Alberta Industrial	0.0	0.0	0.0	0.0	0.0	0.0	0.0	0.0	0.0	0.0	0.0	0.0	0.0
Alberta Residential	0.0	0.0	0.0	0.0	0.0	0.0	0.0	0.0	0.0	0.0	0.0	0.0	0.0
Alberta Elec.Generation	0.0	0.0	0.0	0.0	0.0	0.0	0.0	0.0	0.0	0.0	0.0	0.0	0.0
Shrinkage													
Acid Gas	0.0	0.0	0.0	0.0	0.0	0.0	0.0	0.0	0.0	0.0	0.0	0.0	0.0
Other products	0.0	0.0	0.0	0.0	0.0	0.0	0.0	0.0	0.0	0.0	0.0	0.0	0.0
Fuel	0.0	0.0	0.0	0.0	0.0	0.0	0.0	0.0	0.0	0.0	0.0	0.0	0.0
Flared	0.0	0.0	0.0	0.0	0.0	0.0	0.0	0.0	0.0	0.0	0.0	0.0	0.0
Vented	0.0	0.0	0.0	0.0	0.0	0.0	0.0	0.0	0.0	0.0	0.0	0.0	0.0
Diff and Other	0.0	0.0	0.0	0.0	0.0	0.0	0.0	0.0	0.0	0.0	0.0	0.0	0.0
Process and Frac													
Pentanes Plus	0.0	0.0	0.0	0.0	0.0	0.0	0.0	0.0	0.0	0.0	0.0	0.0	0.0
Propane	0.0	0.0	0.0	0.0	0.0	0.0	0.0	0.0	0.0	0.0	0.0	0.0	0.0
Butanes	0.0	0.0	0.0	0.0	0.0	0.0	0.0	0.0	0.0	0.0	0.0	0.0	0.0
Ethane	0.0	0.0	0.0	0.0	0.0	0.0	0.0	0.0	0.0	0.0	0.0	0.0	0.0
NGL MIX	0.0	0.0	0.0	0.0	0.0	0.0	0.0	0.0	0.0	0.0	0.0	0.0	0.0
Sulphur	0.0	0.0	0.0	0.0	0.0	0.0	0.0	0.0	0.0	0.0	0.0	0.0	0.0
Sulphur Closing Inv	0.0	0.0	0.0	0.0	0.0	0.0	0.0	0.0	0.0	0.0	0.0	0.0	0.0

Unit of Measurement: Gas and Gas equivalent products: 1000m3, Liquids: m3, Sulphur: MTS

VPR6200

Facility ID ABGP0001225
Facility Licence # 13962

Facility Name TRI SEVEN JUDY CREEK
Facility Operator A2J6 CPEC

Production Month	202001	202002	202003	202004	202005	202006	202007	202008	202009	202010	202011	202012	Totals
Receipts													
Receipts from Alberta Facilities	382.6	401.7	460.1	396.1	343.2	0.0	0.0	0.0	0.0	0.0	0.0	0.0	1,983.7
Receipts from Non-Alberta Facilities	0.0	0.0	0.0	0.0	0.0	0.0	0.0	0.0	0.0	0.0	0.0	0.0	0.0
Dispositions													
Disposition													
Battery	0.0	0.0	0.0	0.0	0.0	0.0	0.0	0.0	0.0	0.0	0.0	0.0	0.0
Gas Gathering System	0.0	0.0	0.0	0.0	0.0	0.0	0.0	0.0	0.0	0.0	0.0	0.0	0.0
Gas Plant	0.0	0.0	0.0	0.0	0.0	0.0	0.0	0.0	0.0	0.0	0.0	0.0	0.0
Injection Facility	0.0	0.0	0.0	0.0	0.0	0.0	0.0	0.0	0.0	0.0	0.0	0.0	0.0
Meter Station	27.2	61.5	86.1	84.8	60.9	0.0	0.0	0.0	0.0	0.0	0.0	0.0	320.5
Other	70.5	61.9	63.6	41.4	25.9	0.0	0.0	0.0	0.0	0.0	0.0	0.0	263.3
Alberta Commercial	0.0	0.0	0.0	0.0	0.0	0.0	0.0	0.0	0.0	0.0	0.0	0.0	0.0
Alberta Industrial	0.0	0.0	0.0	0.0	0.0	0.0	0.0	0.0	0.0	0.0	0.0	0.0	0.0
Alberta Residential	0.0	0.0	0.0	0.0	0.0	0.0	0.0	0.0	0.0	0.0	0.0	0.0	0.0
Alberta Elec.Generation	0.0	0.0	0.0	0.0	0.0	0.0	0.0	0.0	0.0	0.0	0.0	0.0	0.0
Shrinkage													
Acid Gas	0.0	0.0	0.0	0.0	0.0	0.0	0.0	0.0	0.0	0.0	0.0	0.0	0.0
Other products	57.3	60.5	62.4	57.3	53.9	0.0	0.0	0.0	0.0	0.0	0.0	0.0	291.4
Fuel	168.8	181.2	178.8	149.2	141.2	0.0	0.0	0.0	0.0	0.0	0.0	0.0	819.2
Flared	0.0	0.0	0.0	0.0	0.0	0.0	0.0	0.0	0.0	0.0	0.0	0.0	0.0
Vented	0.0	0.0	0.0	0.0	0.0	0.0	0.0	0.0	0.0	0.0	0.0	0.0	0.0
Diff and Other	58.8	36.6	69.2	63.4	61.3	0.0	0.0	0.0	0.0	0.0	0.0	0.0	289.3
Process and Frac													
Pentanes Plus	0.2	0.5	0.0	0.0	0.0	0.0	0.0	0.0	0.0	0.0	0.0	0.0	0.7
Propane	0.0	0.0	0.0	0.0	0.0	0.0	0.0	0.0	0.0	0.0	0.0	0.0	0.0
Butanes	0.0	0.0	0.0	0.0	0.0	0.0	0.0	0.0	0.0	0.0	0.0	0.0	0.0
Ethane	0.0	0.0	0.0	0.0	0.0	0.0	0.0	0.0	0.0	0.0	0.0	0.0	0.0
NGL MIX	228.8	241.1	249.4	229.0	215.1	0.0	0.0	0.0	0.0	0.0	0.0	0.0	1,163.4
Sulphur	0.0	0.0	0.0	0.0	0.0	0.0	0.0	0.0	0.0	0.0	0.0	0.0	0.0
Sulphur Closing Inv	0.0	0.0	0.0	0.0	0.0	0.0	0.0	0.0	0.0	0.0	0.0	0.0	0.0

Unit of Measurement: Gas and Gas equivalent products: 1000m3, Liquids: m3, Sulphur: MTS

VPR6200

Facility ID ABGP0001226
Facility Licence # 4718

Facility Name HUSKY DAVEY LAKE 13-35
Facility Operator A663

Production Month	202001	202002	202003	202004	202005	202006	202007	202008	202009	202010	202011	202012	Totals
	SHUTIN	SHUTIN	SHUTIN	SHUTIN	SHUTIN								
Receipts													
Receipts from Alberta Facilities	0.0	0.0	0.0	0.0	0.0	0.0	0.0	0.0	0.0	0.0	0.0	0.0	0.0
Receipts from Non-Alberta Facilities	0.0	0.0	0.0	0.0	0.0	0.0	0.0	0.0	0.0	0.0	0.0	0.0	0.0
Dispositions													
Disposition													
Battery	0.0	0.0	0.0	0.0	0.0	0.0	0.0	0.0	0.0	0.0	0.0	0.0	0.0
Gas Gathering System	0.0	0.0	0.0	0.0	0.0	0.0	0.0	0.0	0.0	0.0	0.0	0.0	0.0
Gas Plant	0.0	0.0	0.0	0.0	0.0	0.0	0.0	0.0	0.0	0.0	0.0	0.0	0.0
Injection Facility	0.0	0.0	0.0	0.0	0.0	0.0	0.0	0.0	0.0	0.0	0.0	0.0	0.0
Meter Station	0.0	0.0	0.0	0.0	0.0	0.0	0.0	0.0	0.0	0.0	0.0	0.0	0.0
Other	0.0	0.0	0.0	0.0	0.0	0.0	0.0	0.0	0.0	0.0	0.0	0.0	0.0
Alberta Commercial	0.0	0.0	0.0	0.0	0.0	0.0	0.0	0.0	0.0	0.0	0.0	0.0	0.0
Alberta Industrial	0.0	0.0	0.0	0.0	0.0	0.0	0.0	0.0	0.0	0.0	0.0	0.0	0.0
Alberta Residential	0.0	0.0	0.0	0.0	0.0	0.0	0.0	0.0	0.0	0.0	0.0	0.0	0.0
Alberta Elec.Generation	0.0	0.0	0.0	0.0	0.0	0.0	0.0	0.0	0.0	0.0	0.0	0.0	0.0
Shrinkage													
Acid Gas	0.0	0.0	0.0	0.0	0.0	0.0	0.0	0.0	0.0	0.0	0.0	0.0	0.0
Other products	0.0	0.0	0.0	0.0	0.0	0.0	0.0	0.0	0.0	0.0	0.0	0.0	0.0
Fuel	0.0	0.0	0.0	0.0	0.0	0.0	0.0	0.0	0.0	0.0	0.0	0.0	0.0
Flared	0.0	0.0	0.0	0.0	0.0	0.0	0.0	0.0	0.0	0.0	0.0	0.0	0.0
Vented	0.0	0.0	0.0	0.0	0.0	0.0	0.0	0.0	0.0	0.0	0.0	0.0	0.0
Diff and Other	0.0	0.0	0.0	0.0	0.0	0.0	0.0	0.0	0.0	0.0	0.0	0.0	0.0
Process and Frac													
Pentanes Plus	0.0	0.0	0.0	0.0	0.0	0.0	0.0	0.0	0.0	0.0	0.0	0.0	0.0
Propane	0.0	0.0	0.0	0.0	0.0	0.0	0.0	0.0	0.0	0.0	0.0	0.0	0.0
Butanes	0.0	0.0	0.0	0.0	0.0	0.0	0.0	0.0	0.0	0.0	0.0	0.0	0.0
Ethane	0.0	0.0	0.0	0.0	0.0	0.0	0.0	0.0	0.0	0.0	0.0	0.0	0.0
NGL MIX	0.0	0.0	0.0	0.0	0.0	0.0	0.0	0.0	0.0	0.0	0.0	0.0	0.0
Sulphur	0.0	0.0	0.0	0.0	0.0	0.0	0.0	0.0	0.0	0.0	0.0	0.0	0.0
Sulphur Closing Inv	0.0	0.0	0.0	0.0	0.0	0.0	0.0	0.0	0.0	0.0	0.0	0.0	0.0

VPR6200

Facility ID ABGP0001228

Facility Name HUSKY GARRINGTON 16-21

Facility Licence # 4510

Facility Operator OPG9 RESPONSE

Production Month	202001	202002	202003	202004	202005	202006	202007	202008	202009	202010	202011	202012	Totals
Receipts													
Receipts from Alberta Facilities	267.9	257.7	197.6	225.6	42.8	0.0	0.0	0.0	0.0	0.0	0.0	0.0	991.6
Receipts from Non-Alberta Facilities	0.0	0.0	0.0	0.0	0.0	0.0	0.0	0.0	0.0	0.0	0.0	0.0	0.0
Dispositions													
Disposition													
Battery	0.0	0.0	0.0	0.0	0.0	0.0	0.0	0.0	0.0	0.0	0.0	0.0	0.0
Gas Gathering System	0.0	0.0	0.0	0.0	0.0	0.0	0.0	0.0	0.0	0.0	0.0	0.0	0.0
Gas Plant	0.0	0.0	0.0	0.0	0.0	0.0	0.0	0.0	0.0	0.0	0.0	0.0	0.0
Injection Facility	0.0	0.0	0.0	0.0	0.0	0.0	0.0	0.0	0.0	0.0	0.0	0.0	0.0
Meter Station	185.7	127.1	135.0	143.2	28.6	0.0	0.0	0.0	0.0	0.0	0.0	0.0	619.6
Other	0.0	0.0	0.0	0.0	0.0	0.0	0.0	0.0	0.0	0.0	0.0	0.0	0.0
Alberta Commercial	0.0	0.0	0.0	0.0	0.0	0.0	0.0	0.0	0.0	0.0	0.0	0.0	0.0
Alberta Industrial	0.0	0.0	0.0	0.0	0.0	0.0	0.0	0.0	0.0	0.0	0.0	0.0	0.0
Alberta Residential	0.0	0.0	0.0	0.0	0.0	0.0	0.0	0.0	0.0	0.0	0.0	0.0	0.0
Alberta Elec.Generation	0.0	0.0	0.0	0.0	0.0	0.0	0.0	0.0	0.0	0.0	0.0	0.0	0.0
Shrinkage													
Acid Gas	0.0	0.0	0.0	0.0	0.0	0.0	0.0	0.0	0.0	0.0	0.0	0.0	0.0
Other products	7.0	6.7	0.0	0.0	0.0	0.0	0.0	0.0	0.0	0.0	0.0	0.0	13.7
Fuel	48.6	85.8	43.8	48.5	20.0	0.0	0.0	0.0	0.0	0.0	0.0	0.0	246.7
Flared	0.0	0.0	0.0	0.0	0.0	0.0	0.0	0.0	0.0	0.0	0.0	0.0	0.0
Vented	0.0	0.0	0.0	0.0	0.0	0.0	0.0	0.0	0.0	0.0	0.0	0.0	0.0
Diff and Other	26.6	38.1	18.8	33.9	-5.8	0.0	0.0	0.0	0.0	0.0	0.0	0.0	111.6
Process and Frac													
Pentanes Plus	0.0	0.0	0.0	0.0	0.0	0.0	0.0	0.0	0.0	0.0	0.0	0.0	0.0
Propane	0.0	0.0	0.0	0.0	0.0	0.0	0.0	0.0	0.0	0.0	0.0	0.0	0.0
Butanes	0.0	0.0	0.0	0.0	0.0	0.0	0.0	0.0	0.0	0.0	0.0	0.0	0.0
Ethane	0.0	0.0	0.0	0.0	0.0	0.0	0.0	0.0	0.0	0.0	0.0	0.0	0.0
NGL MIX	30.7	29.6	0.0	0.0	0.0	0.0	0.0	0.0	0.0	0.0	0.0	0.0	60.3
Sulphur	0.0	0.0	0.0	0.0	0.0	0.0	0.0	0.0	0.0	0.0	0.0	0.0	0.0
Sulphur Closing Inv	0.0	0.0	0.0	0.0	0.0	0.0	0.0	0.0	0.0	0.0	0.0	0.0	0.0

Unit of Measurement: Gas and Gas equivalent products: 1000m3, Liquids: m3, Sulphur: MTS

VPR6200

Facility ID ABGP0001231
Facility Licence # 4736

Facility Name APACHE GARRINGTON
Facility Operator A5RX BEC

Production Month	202001	202002	202003	202004	202005	202006	202007	202008	202009	202010	202011	202012	Totals
Receipts													
Receipts from Alberta Facilities	4,011.0	3,762.1	3,929.5	3,852.3	3,770.4	0.0	0.0	0.0	0.0	0.0	0.0	0.0	19,325.3
Receipts from Non-Alberta Facilities	0.0	0.0	0.0	0.0	0.0	0.0	0.0	0.0	0.0	0.0	0.0	0.0	0.0
Dispositions													
Disposition													
Battery	0.0	0.0	0.0	0.0	0.0	0.0	0.0	0.0	0.0	0.0	0.0	0.0	0.0
Gas Gathering System	0.0	0.0	0.0	0.0	0.0	0.0	0.0	0.0	0.0	0.0	0.0	0.0	0.0
Gas Plant	0.0	0.0	0.0	0.0	0.0	0.0	0.0	0.0	0.0	0.0	0.0	0.0	0.0
Injection Facility	0.0	0.0	0.0	0.0	0.0	0.0	0.0	0.0	0.0	0.0	0.0	0.0	0.0
Meter Station	3,470.7	3,275.4	3,397.4	3,276.5	3,261.3	0.0	0.0	0.0	0.0	0.0	0.0	0.0	16,681.3
Other	0.0	0.0	0.0	0.0	0.0	0.0	0.0	0.0	0.0	0.0	0.0	0.0	0.0
Alberta Commercial	0.0	0.0	0.0	0.0	0.0	0.0	0.0	0.0	0.0	0.0	0.0	0.0	0.0
Alberta Industrial	0.0	0.0	0.0	0.0	0.0	0.0	0.0	0.0	0.0	0.0	0.0	0.0	0.0
Alberta Residential	0.0	0.0	0.0	0.0	0.0	0.0	0.0	0.0	0.0	0.0	0.0	0.0	0.0
Alberta Elec.Generation	0.0	0.0	0.0	0.0	0.0	0.0	0.0	0.0	0.0	0.0	0.0	0.0	0.0
Shrinkage													
Acid Gas	0.0	0.0	0.0	0.0	0.0	0.0	0.0	0.0	0.0	0.0	0.0	0.0	0.0
Other products	231.3	238.2	238.1	166.5	188.1	0.0	0.0	0.0	0.0	0.0	0.0	0.0	1,062.2
Fuel	180.0	166.8	193.0	195.9	179.3	0.0	0.0	0.0	0.0	0.0	0.0	0.0	915.0
Flared	0.3	2.1	2.4	2.5	2.3	0.0	0.0	0.0	0.0	0.0	0.0	0.0	9.6
Vented	0.0	0.0	3.8	3.7	3.7	0.0	0.0	0.0	0.0	0.0	0.0	0.0	11.2
Diff and Other	128.7	79.6	94.8	207.2	135.7	0.0	0.0	0.0	0.0	0.0	0.0	0.0	646.0
Process and Frac													
Pentanes Plus	4.2	2.5	3.9	0.0	3.9	0.0	0.0	0.0	0.0	0.0	0.0	0.0	14.5
Propane	0.0	0.0	0.0	0.0	0.0	0.0	0.0	0.0	0.0	0.0	0.0	0.0	0.0
Butanes	0.0	0.0	0.0	0.0	0.0	0.0	0.0	0.0	0.0	0.0	0.0	0.0	0.0
Ethane	0.0	0.0	0.0	0.0	0.0	0.0	0.0	0.0	0.0	0.0	0.0	0.0	0.0
NGL MIX	940.5	969.3	967.2	684.6	781.6	0.0	0.0	0.0	0.0	0.0	0.0	0.0	4,343.2
Sulphur	0.0	0.0	0.0	0.0	0.0	0.0	0.0	0.0	0.0	0.0	0.0	0.0	0.0
Sulphur Closing Inv	0.0	0.0	0.0	0.0	0.0	0.0	0.0	0.0	0.0	0.0	0.0	0.0	0.0

Unit of Measurement: Gas and Gas equivalent products: 1000m3, Liquids: m3, Sulphur: MTS

VPR6200

Facility ID ABGP0001233
Facility Licence # 4376

Facility Name TWINING N 6-31-32-24w4
Facility Operator A1GR PINE CLIFF

Production Month	202001	202002	202003	202004	202005	202006	202007	202008	202009	202010	202011	202012	Totals
Receipts													
Receipts from Alberta Facilities	780.7	798.0	843.1	711.7	803.4	0.0	0.0	0.0	0.0	0.0	0.0	0.0	3,936.9
Receipts from Non-Alberta Facilities	0.0	0.0	0.0	0.0	0.0	0.0	0.0	0.0	0.0	0.0	0.0	0.0	0.0
Dispositions													
Disposition													
Battery	0.0	0.0	0.0	0.0	0.0	0.0	0.0	0.0	0.0	0.0	0.0	0.0	0.0
Gas Gathering System	0.0	0.0	0.0	0.0	0.0	0.0	0.0	0.0	0.0	0.0	0.0	0.0	0.0
Gas Plant	0.0	0.0	0.0	0.0	0.0	0.0	0.0	0.0	0.0	0.0	0.0	0.0	0.0
Injection Facility	0.0	0.0	0.0	0.0	0.0	0.0	0.0	0.0	0.0	0.0	0.0	0.0	0.0
Meter Station	657.2	625.3	654.5	539.7	624.7	0.0	0.0	0.0	0.0	0.0	0.0	0.0	3,101.4
Other	0.0	0.0	0.0	0.0	0.0	0.0	0.0	0.0	0.0	0.0	0.0	0.0	0.0
Alberta Commercial	0.0	0.0	0.0	0.0	0.0	0.0	0.0	0.0	0.0	0.0	0.0	0.0	0.0
Alberta Industrial	0.0	0.0	0.0	0.0	0.0	0.0	0.0	0.0	0.0	0.0	0.0	0.0	0.0
Alberta Residential	0.0	0.0	0.0	0.0	0.0	0.0	0.0	0.0	0.0	0.0	0.0	0.0	0.0
Alberta Elec.Generation	0.0	0.0	0.0	0.0	0.0	0.0	0.0	0.0	0.0	0.0	0.0	0.0	0.0
Shrinkage													
Acid Gas	0.0	0.0	0.0	0.0	0.0	0.0	0.0	0.0	0.0	0.0	0.0	0.0	0.0
Other products	12.0	12.7	13.2	21.3	25.6	0.0	0.0	0.0	0.0	0.0	0.0	0.0	84.8
Fuel	130.6	113.3	107.8	110.2	114.3	0.0	0.0	0.0	0.0	0.0	0.0	0.0	576.2
Flared	0.1	0.1	0.1	0.1	0.1	0.0	0.0	0.0	0.0	0.0	0.0	0.0	0.5
Vented	0.0	0.0	0.0	0.0	0.0	0.0	0.0	0.0	0.0	0.0	0.0	0.0	0.0
Diff and Other	-19.2	46.6	67.5	40.4	38.7	0.0	0.0	0.0	0.0	0.0	0.0	0.0	174.0
Process and Frac													
Pentanes Plus	0.8	0.0	0.0	0.0	0.0	0.0	0.0	0.0	0.0	0.0	0.0	0.0	0.8
Propane	0.0	0.0	0.0	0.0	0.0	0.0	0.0	0.0	0.0	0.0	0.0	0.0	0.0
Butanes	0.0	0.0	0.0	0.0	0.0	0.0	0.0	0.0	0.0	0.0	0.0	0.0	0.0
Ethane	0.0	0.0	0.0	0.0	0.0	0.0	0.0	0.0	0.0	0.0	0.0	0.0	0.0
NGL MIX	52.2	54.2	56.4	90.4	108.6	0.0	0.0	0.0	0.0	0.0	0.0	0.0	361.8
Sulphur	0.0	0.0	0.0	0.0	0.0	0.0	0.0	0.0	0.0	0.0	0.0	0.0	0.0
Sulphur Closing Inv	0.0	0.0	0.0	0.0	0.0	0.0	0.0	0.0	0.0	0.0	0.0	0.0	0.0

Unit of Measurement: Gas and Gas equivalent products: 1000m3, Liquids: m3, Sulphur: MTS

VPR6200

Facility ID ABGP0001242
Facility Licence # 12302

Facility Name BEI CHIP LAKE 10-29
Facility Operator A5WA TANGLE CREEK

Production Month	202001	202002	202003	202004	202005	202006	202007	202008	202009	202010	202011	202012	Totals
Receipts													
Receipts from Alberta Facilities	842.8	827.6	947.4	841.5	577.1	0.0	0.0	0.0	0.0	0.0	0.0	0.0	4,036.4
Receipts from Non-Alberta Facilities	0.0	0.0	0.0	0.0	0.0	0.0	0.0	0.0	0.0	0.0	0.0	0.0	0.0
Dispositions													
Disposition													
Battery	0.0	0.0	0.0	0.0	0.0	0.0	0.0	0.0	0.0	0.0	0.0	0.0	0.0
Gas Gathering System	0.0	0.0	0.0	0.0	0.0	0.0	0.0	0.0	0.0	0.0	0.0	0.0	0.0
Gas Plant	0.0	0.0	0.0	0.0	0.0	0.0	0.0	0.0	0.0	0.0	0.0	0.0	0.0
Injection Facility	0.0	0.0	0.0	0.0	0.0	0.0	0.0	0.0	0.0	0.0	0.0	0.0	0.0
Meter Station	699.1	712.2	826.5	731.1	503.7	0.0	0.0	0.0	0.0	0.0	0.0	0.0	3,472.6
Other	0.0	0.0	0.0	0.0	0.0	0.0	0.0	0.0	0.0	0.0	0.0	0.0	0.0
Alberta Commercial	0.0	0.0	0.0	0.0	0.0	0.0	0.0	0.0	0.0	0.0	0.0	0.0	0.0
Alberta Industrial	0.0	0.0	0.0	0.0	0.0	0.0	0.0	0.0	0.0	0.0	0.0	0.0	0.0
Alberta Residential	0.0	0.0	0.0	0.0	0.0	0.0	0.0	0.0	0.0	0.0	0.0	0.0	0.0
Alberta Elec.Generation	0.0	0.0	0.0	0.0	0.0	0.0	0.0	0.0	0.0	0.0	0.0	0.0	0.0
Shrinkage													
Acid Gas	0.0	0.0	0.0	0.0	0.0	0.0	0.0	0.0	0.0	0.0	0.0	0.0	0.0
Other products	24.9	27.9	32.2	28.0	17.3	0.0	0.0	0.0	0.0	0.0	0.0	0.0	130.3
Fuel	111.3	108.2	110.7	102.8	66.6	0.0	0.0	0.0	0.0	0.0	0.0	0.0	499.6
Flared	0.0	0.0	0.0	0.0	0.0	0.0	0.0	0.0	0.0	0.0	0.0	0.0	0.0
Vented	0.0	0.0	0.0	0.0	0.0	0.0	0.0	0.0	0.0	0.0	0.0	0.0	0.0
Diff and Other	7.5	-20.7	-22.0	-20.4	-10.5	0.0	0.0	0.0	0.0	0.0	0.0	0.0	-66.1
Process and Frac													
Pentanes Plus	3.7	11.5	4.9	14.1	6.3	0.0	0.0	0.0	0.0	0.0	0.0	0.0	40.5
Propane	0.0	0.0	0.0	0.0	0.0	0.0	0.0	0.0	0.0	0.0	0.0	0.0	0.0
Butanes	0.0	0.0	0.0	0.0	0.0	0.0	0.0	0.0	0.0	0.0	0.0	0.0	0.0
Ethane	0.0	0.0	0.0	0.0	0.0	0.0	0.0	0.0	0.0	0.0	0.0	0.0	0.0
NGL MIX	104.6	110.9	136.1	109.1	69.8	0.0	0.0	0.0	0.0	0.0	0.0	0.0	530.5
Sulphur	0.0	0.0	0.0	0.0	0.0	0.0	0.0	0.0	0.0	0.0	0.0	0.0	0.0
Sulphur Closing Inv	0.0	0.0	0.0	0.0	0.0	0.0	0.0	0.0	0.0	0.0	0.0	0.0	0.0

Unit of Measurement: Gas and Gas equivalent products: 1000m3, Liquids: m3, Sulphur: MTS

VPR6200

Facility ID ABGP0001246

Facility Name VERMILLION GILBY

Facility Licence # 8234

Facility Operator A6FW

Production Month	202001	202002	202003	202004	202005	202006	202007	202008	202009	202010	202011	202012	Totals
	SHUTIN	SHUTIN	SHUTIN	SHUTIN	SHUTIN								
Receipts													
Receipts from Alberta Facilities	0.0	0.0	0.0	0.0	0.0	0.0	0.0	0.0	0.0	0.0	0.0	0.0	0.0
Receipts from Non-Alberta Facilities	0.0	0.0	0.0	0.0	0.0	0.0	0.0	0.0	0.0	0.0	0.0	0.0	0.0
Dispositions													
Disposition													
Battery	0.0	0.0	0.0	0.0	0.0	0.0	0.0	0.0	0.0	0.0	0.0	0.0	0.0
Gas Gathering System	0.0	0.0	0.0	0.0	0.0	0.0	0.0	0.0	0.0	0.0	0.0	0.0	0.0
Gas Plant	0.0	0.0	0.0	0.0	0.0	0.0	0.0	0.0	0.0	0.0	0.0	0.0	0.0
Injection Facility	0.0	0.0	0.0	0.0	0.0	0.0	0.0	0.0	0.0	0.0	0.0	0.0	0.0
Meter Station	0.0	0.0	0.0	0.0	0.0	0.0	0.0	0.0	0.0	0.0	0.0	0.0	0.0
Other	0.0	0.0	0.0	0.0	0.0	0.0	0.0	0.0	0.0	0.0	0.0	0.0	0.0
Alberta Commercial	0.0	0.0	0.0	0.0	0.0	0.0	0.0	0.0	0.0	0.0	0.0	0.0	0.0
Alberta Industrial	0.0	0.0	0.0	0.0	0.0	0.0	0.0	0.0	0.0	0.0	0.0	0.0	0.0
Alberta Residential	0.0	0.0	0.0	0.0	0.0	0.0	0.0	0.0	0.0	0.0	0.0	0.0	0.0
Alberta Elec.Generation	0.0	0.0	0.0	0.0	0.0	0.0	0.0	0.0	0.0	0.0	0.0	0.0	0.0
Shrinkage													
Acid Gas	0.0	0.0	0.0	0.0	0.0	0.0	0.0	0.0	0.0	0.0	0.0	0.0	0.0
Other products	0.0	0.0	0.0	0.0	0.0	0.0	0.0	0.0	0.0	0.0	0.0	0.0	0.0
Fuel	0.0	0.0	0.0	0.0	0.0	0.0	0.0	0.0	0.0	0.0	0.0	0.0	0.0
Flared	0.0	0.0	0.0	0.0	0.0	0.0	0.0	0.0	0.0	0.0	0.0	0.0	0.0
Vented	0.0	0.0	0.0	0.0	0.0	0.0	0.0	0.0	0.0	0.0	0.0	0.0	0.0
Diff and Other	0.0	0.0	0.0	0.0	0.0	0.0	0.0	0.0	0.0	0.0	0.0	0.0	0.0
Process and Frac													
Pentanes Plus	0.0	0.0	0.0	0.0	0.0	0.0	0.0	0.0	0.0	0.0	0.0	0.0	0.0
Propane	0.0	0.0	0.0	0.0	0.0	0.0	0.0	0.0	0.0	0.0	0.0	0.0	0.0
Butanes	0.0	0.0	0.0	0.0	0.0	0.0	0.0	0.0	0.0	0.0	0.0	0.0	0.0
Ethane	0.0	0.0	0.0	0.0	0.0	0.0	0.0	0.0	0.0	0.0	0.0	0.0	0.0
NGL MIX	0.0	0.0	0.0	0.0	0.0	0.0	0.0	0.0	0.0	0.0	0.0	0.0	0.0
Sulphur	0.0	0.0	0.0	0.0	0.0	0.0	0.0	0.0	0.0	0.0	0.0	0.0	0.0
Sulphur Closing Inv	0.0	0.0	0.0	0.0	0.0	0.0	0.0	0.0	0.0	0.0	0.0	0.0	0.0

Unit of Measurement: Gas and Gas equivalent products: 1000m3, Liquids: m3, Sulphur: MTS

VPR6200

Facility ID ABGP0001249
Facility Licence # 20266

Facility Name NORTHSTAR CYN-PEM
Facility Operator A6FW VEI

Production Month	202001	202002	202003	202004	202005	202006	202007	202008	202009	202010	202011	202012	Totals
Receipts													
Receipts from Alberta Facilities	8,964.9	10,447.9	13,866.6	13,122.6	13,500.3	0.0	0.0	0.0	0.0	0.0	0.0	0.0	59,902.3
Receipts from Non-Alberta Facilities	0.0	0.0	0.0	0.0	0.0	0.0	0.0	0.0	0.0	0.0	0.0	0.0	0.0
Dispositions													
Disposition													
Battery	214.0	199.5	220.5	205.0	212.1	0.0	0.0	0.0	0.0	0.0	0.0	0.0	1,051.1
Gas Gathering System	0.0	0.0	0.0	0.0	0.0	0.0	0.0	0.0	0.0	0.0	0.0	0.0	0.0
Gas Plant	0.0	0.0	0.0	0.0	0.0	0.0	0.0	0.0	0.0	0.0	0.0	0.0	0.0
Injection Facility	0.0	0.0	0.0	0.0	0.0	0.0	0.0	0.0	0.0	0.0	0.0	0.0	0.0
Meter Station	7,728.3	8,869.2	11,805.2	11,181.3	12,150.7	0.0	0.0	0.0	0.0	0.0	0.0	0.0	51,734.7
Other	0.0	0.0	0.0	0.0	0.0	0.0	0.0	0.0	0.0	0.0	0.0	0.0	0.0
Alberta Commercial	0.0	0.0	0.0	0.0	0.0	0.0	0.0	0.0	0.0	0.0	0.0	0.0	0.0
Alberta Industrial	0.0	0.0	0.0	0.0	0.0	0.0	0.0	0.0	0.0	0.0	0.0	0.0	0.0
Alberta Residential	0.0	0.0	0.0	0.0	0.0	0.0	0.0	0.0	0.0	0.0	0.0	0.0	0.0
Alberta Elec.Generation	0.0	0.0	0.0	0.0	0.0	0.0	0.0	0.0	0.0	0.0	0.0	0.0	0.0
Shrinkage													
Acid Gas	0.0	0.0	0.0	0.0	0.0	0.0	0.0	0.0	0.0	0.0	0.0	0.0	0.0
Other products	606.6	663.7	971.7	863.9	903.8	0.0	0.0	0.0	0.0	0.0	0.0	0.0	4,009.7
Fuel	370.1	417.9	542.6	492.7	472.7	0.0	0.0	0.0	0.0	0.0	0.0	0.0	2,296.0
Flared	50.1	8.8	4.7	13.2	9.7	0.0	0.0	0.0	0.0	0.0	0.0	0.0	86.5
Vented	0.0	0.0	0.0	0.0	0.0	0.0	0.0	0.0	0.0	0.0	0.0	0.0	0.0
Diff and Other	-4.2	288.8	321.9	366.5	-248.7	0.0	0.0	0.0	0.0	0.0	0.0	0.0	724.3
Process and Frac													
Pentanes Plus	591.5	525.8	747.3	720.5	549.8	0.0	0.0	0.0	0.0	0.0	0.0	0.0	3,134.9
Propane	0.0	0.0	0.0	0.0	0.0	0.0	0.0	0.0	0.0	0.0	0.0	0.0	0.0
Butanes	0.0	0.0	0.0	0.0	0.0	0.0	0.0	0.0	0.0	0.0	0.0	0.0	0.0
Ethane	0.0	0.0	0.0	0.0	0.0	0.0	0.0	0.0	0.0	0.0	0.0	0.0	0.0
NGL MIX	1,972.7	2,257.5	3,336.8	2,926.9	3,247.9	0.0	0.0	0.0	0.0	0.0	0.0	0.0	13,741.8
Sulphur	0.0	0.0	0.0	0.0	0.0	0.0	0.0	0.0	0.0	0.0	0.0	0.0	0.0
Sulphur Closing Inv	0.0	0.0	0.0	0.0	0.0	0.0	0.0	0.0	0.0	0.0	0.0	0.0	0.0

Unit of Measurement: Gas and Gas equivalent products: 1000m3, Liquids: m3, Sulphur: MTS

VPR6200

Facility ID ABGP0001256
Facility Licence # 1731

Facility Name PANCDN ALDERSON
Facility Operator A7NW TXNE

Production Month	202001	202002	202003	202004	202005	202006	202007	202008	202009	202010	202011	202012	Totals
Receipts													
Receipts from Alberta Facilities	5,841.9	6,658.3	6,758.5	7,248.4	7,362.6	0.0	0.0	0.0	0.0	0.0	0.0	0.0	33,869.7
Receipts from Non-Alberta Facilities	0.0	0.0	0.0	0.0	0.0	0.0	0.0	0.0	0.0	0.0	0.0	0.0	0.0
Dispositions													
Disposition													
Battery	0.0	0.0	0.0	0.0	0.0	0.0	0.0	0.0	0.0	0.0	0.0	0.0	0.0
Gas Gathering System	0.0	0.0	0.0	0.0	0.0	0.0	0.0	0.0	0.0	0.0	0.0	0.0	0.0
Gas Plant	0.0	0.0	0.0	0.0	0.0	0.0	0.0	0.0	0.0	0.0	0.0	0.0	0.0
Injection Facility	0.0	0.0	0.0	0.0	0.0	0.0	0.0	0.0	0.0	0.0	0.0	0.0	0.0
Meter Station	5,821.9	6,654.0	6,771.8	7,219.1	7,336.0	0.0	0.0	0.0	0.0	0.0	0.0	0.0	33,802.8
Other	0.0	0.0	0.0	0.0	0.0	0.0	0.0	0.0	0.0	0.0	0.0	0.0	0.0
Alberta Commercial	0.0	0.0	0.0	0.0	0.0	0.0	0.0	0.0	0.0	0.0	0.0	0.0	0.0
Alberta Industrial	0.0	0.0	0.0	0.0	0.0	0.0	0.0	0.0	0.0	0.0	0.0	0.0	0.0
Alberta Residential	0.0	0.0	0.0	0.0	0.0	0.0	0.0	0.0	0.0	0.0	0.0	0.0	0.0
Alberta Elec.Generation	0.0	0.0	0.0	0.0	0.0	0.0	0.0	0.0	0.0	0.0	0.0	0.0	0.0
Shrinkage													
Acid Gas	0.0	0.0	0.0	0.0	0.0	0.0	0.0	0.0	0.0	0.0	0.0	0.0	0.0
Other products	136.8	127.5	128.7	161.1	146.9	0.0	0.0	0.0	0.0	0.0	0.0	0.0	701.0
Fuel	40.1	59.6	71.3	80.0	86.0	0.0	0.0	0.0	0.0	0.0	0.0	0.0	337.0
Flared	0.0	0.0	0.0	0.0	0.0	0.0	0.0	0.0	0.0	0.0	0.0	0.0	0.0
Vented	0.5	0.2	7.8	9.2	0.2	0.0	0.0	0.0	0.0	0.0	0.0	0.0	17.9
Diff and Other	-157.4	-183.0	-221.1	-221.0	-206.5	0.0	0.0	0.0	0.0	0.0	0.0	0.0	-989.0
Process and Frac													
Pentanes Plus	0.0	0.0	0.0	0.0	0.0	0.0	0.0	0.0	0.0	0.0	0.0	0.0	0.0
Propane	0.0	0.0	0.0	0.0	0.0	0.0	0.0	0.0	0.0	0.0	0.0	0.0	0.0
Butanes	0.0	0.0	0.0	0.0	0.0	0.0	0.0	0.0	0.0	0.0	0.0	0.0	0.0
Ethane	0.0	0.0	0.0	0.0	0.0	0.0	0.0	0.0	0.0	0.0	0.0	0.0	0.0
NGL MIX	577.1	539.9	545.4	681.9	623.2	0.0	0.0	0.0	0.0	0.0	0.0	0.0	2,967.5
Sulphur	0.0	0.0	0.0	0.0	0.0	0.0	0.0	0.0	0.0	0.0	0.0	0.0	0.0
Sulphur Closing Inv	0.0	0.0	0.0	0.0	0.0	0.0	0.0	0.0	0.0	0.0	0.0	0.0	0.0

Unit of Measurement: Gas and Gas equivalent products: 1000m3, Liquids: m3, Sulphur: MTS

VPR6200

Facility ID ABGP0001261
Facility Licence # 10065

Facility Name ENERMARK WILDMERE
Facility Operator A5RD ENERPLUS CORP

Production Month	202001	202002	202003	202004	202005	202006	202007	202008	202009	202010	202011	202012	Totals
SHUTIN													
Receipts													
Receipts from Alberta Facilities	181.5	161.0	181.4	176.9	0.0	0.0	0.0	0.0	0.0	0.0	0.0	0.0	700.8
Receipts from Non-Alberta Facilities	0.0	0.0	0.0	0.0	0.0	0.0	0.0	0.0	0.0	0.0	0.0	0.0	0.0
Dispositions													
Disposition													
Battery	117.3	115.6	122.5	82.7	0.0	0.0	0.0	0.0	0.0	0.0	0.0	0.0	438.1
Gas Gathering System	59.0	28.9	41.6	80.9	0.0	0.0	0.0	0.0	0.0	0.0	0.0	0.0	210.4
Gas Plant	0.0	0.0	0.0	0.0	0.0	0.0	0.0	0.0	0.0	0.0	0.0	0.0	0.0
Injection Facility	0.0	0.0	0.0	0.0	0.0	0.0	0.0	0.0	0.0	0.0	0.0	0.0	0.0
Meter Station	0.0	0.0	0.0	0.0	0.0	0.0	0.0	0.0	0.0	0.0	0.0	0.0	0.0
Other	0.0	0.0	0.0	0.0	0.0	0.0	0.0	0.0	0.0	0.0	0.0	0.0	0.0
Alberta Commercial	0.0	0.0	0.0	0.0	0.0	0.0	0.0	0.0	0.0	0.0	0.0	0.0	0.0
Alberta Industrial	0.0	0.0	0.0	0.0	0.0	0.0	0.0	0.0	0.0	0.0	0.0	0.0	0.0
Alberta Residential	0.0	0.0	0.0	0.0	0.0	0.0	0.0	0.0	0.0	0.0	0.0	0.0	0.0
Alberta Elec.Generation	0.0	0.0	0.0	0.0	0.0	0.0	0.0	0.0	0.0	0.0	0.0	0.0	0.0
Shrinkage													
Acid Gas	0.0	0.0	0.0	0.0	0.0	0.0	0.0	0.0	0.0	0.0	0.0	0.0	0.0
Other products	0.0	0.0	0.0	0.0	0.0	0.0	0.0	0.0	0.0	0.0	0.0	0.0	0.0
Fuel	0.0	0.0	0.0	0.0	0.0	0.0	0.0	0.0	0.0	0.0	0.0	0.0	0.0
Flared	0.0	0.0	0.0	0.0	0.0	0.0	0.0	0.0	0.0	0.0	0.0	0.0	0.0
Vented	0.0	0.0	0.0	0.0	0.0	0.0	0.0	0.0	0.0	0.0	0.0	0.0	0.0
Diff and Other	5.2	16.5	17.3	13.3	0.0	0.0	0.0	0.0	0.0	0.0	0.0	0.0	52.3
Process and Frac													
Pentanes Plus	0.0	0.0	0.0	0.0	0.0	0.0	0.0	0.0	0.0	0.0	0.0	0.0	0.0
Propane	0.0	0.0	0.0	0.0	0.0	0.0	0.0	0.0	0.0	0.0	0.0	0.0	0.0
Butanes	0.0	0.0	0.0	0.0	0.0	0.0	0.0	0.0	0.0	0.0	0.0	0.0	0.0
Ethane	0.0	0.0	0.0	0.0	0.0	0.0	0.0	0.0	0.0	0.0	0.0	0.0	0.0
NGL MIX	0.0	0.0	0.0	0.0	0.0	0.0	0.0	0.0	0.0	0.0	0.0	0.0	0.0
Sulphur	0.0	0.0	0.0	0.0	0.0	0.0	0.0	0.0	0.0	0.0	0.0	0.0	0.0
Sulphur Closing Inv	0.0	0.0	0.0	0.0	0.0	0.0	0.0	0.0	0.0	0.0	0.0	0.0	0.0

Unit of Measurement: Gas and Gas equivalent products: 1000m3, Liquids: m3, Sulphur: MTS

VPR6200

Facility ID ABGP0001267
Facility Licence # 12444

Facility Name CRESTAR NITON
Facility Operator A5D4 CVE

Production Month	202001	202002	202003	202004	202005	202006	202007	202008	202009	202010	202011	202012	Totals
Receipts													
Receipts from Alberta Facilities	6,326.1	6,205.8	6,565.1	6,252.4	6,293.5	0.0	0.0	0.0	0.0	0.0	0.0	0.0	31,642.9
Receipts from Non-Alberta Facilities	0.0	0.0	0.0	0.0	0.0	0.0	0.0	0.0	0.0	0.0	0.0	0.0	0.0
Dispositions													
Disposition													
Battery	0.0	0.0	0.0	0.0	0.0	0.0	0.0	0.0	0.0	0.0	0.0	0.0	0.0
Gas Gathering System	0.0	0.0	0.0	0.0	0.0	0.0	0.0	0.0	0.0	0.0	0.0	0.0	0.0
Gas Plant	0.0	0.0	0.0	0.0	0.0	0.0	0.0	0.0	0.0	0.0	0.0	0.0	0.0
Injection Facility	0.0	0.0	0.0	0.0	0.0	0.0	0.0	0.0	0.0	0.0	0.0	0.0	0.0
Meter Station	5,425.3	5,415.5	5,721.5	5,519.5	5,565.1	0.0	0.0	0.0	0.0	0.0	0.0	0.0	27,646.9
Other	0.0	0.0	0.0	0.0	0.0	0.0	0.0	0.0	0.0	0.0	0.0	0.0	0.0
Alberta Commercial	0.0	0.0	0.0	0.0	0.0	0.0	0.0	0.0	0.0	0.0	0.0	0.0	0.0
Alberta Industrial	0.0	0.0	0.0	0.0	0.0	0.0	0.0	0.0	0.0	0.0	0.0	0.0	0.0
Alberta Residential	0.0	0.0	0.0	0.0	0.0	0.0	0.0	0.0	0.0	0.0	0.0	0.0	0.0
Alberta Elec.Generation	0.0	0.0	0.0	0.0	0.0	0.0	0.0	0.0	0.0	0.0	0.0	0.0	0.0
Shrinkage													
Acid Gas	0.0	0.0	0.0	0.0	0.0	0.0	0.0	0.0	0.0	0.0	0.0	0.0	0.0
Other products	207.2	207.0	218.6	201.3	228.0	0.0	0.0	0.0	0.0	0.0	0.0	0.0	1,062.1
Fuel	459.1	412.2	434.0	350.2	341.0	0.0	0.0	0.0	0.0	0.0	0.0	0.0	1,996.5
Flared	9.1	8.6	13.3	0.9	0.8	0.0	0.0	0.0	0.0	0.0	0.0	0.0	32.7
Vented	2.9	2.8	3.1	2.4	2.3	0.0	0.0	0.0	0.0	0.0	0.0	0.0	13.5
Diff and Other	222.5	159.7	174.6	178.1	156.3	0.0	0.0	0.0	0.0	0.0	0.0	0.0	891.2
Process and Frac													
Pentanes Plus	3.0	4.4	2.8	2.0	0.0	0.0	0.0	0.0	0.0	0.0	0.0	0.0	12.2
Propane	0.0	0.0	0.0	0.0	0.0	0.0	0.0	0.0	0.0	0.0	0.0	0.0	0.0
Butanes	0.0	0.0	0.0	0.0	0.0	0.0	0.0	0.0	0.0	0.0	0.0	0.0	0.0
Ethane	0.0	0.0	0.0	0.0	0.0	0.0	0.0	0.0	0.0	0.0	0.0	0.0	0.0
NGL MIX	850.0	848.2	897.9	828.7	940.9	0.0	0.0	0.0	0.0	0.0	0.0	0.0	4,365.7
Sulphur	0.0	0.0	0.0	0.0	0.0	0.0	0.0	0.0	0.0	0.0	0.0	0.0	0.0
Sulphur Closing Inv	0.0	0.0	0.0	0.0	0.0	0.0	0.0	0.0	0.0	0.0	0.0	0.0	0.0

Unit of Measurement: Gas and Gas equivalent products: 1000m3, Liquids: m3, Sulphur: MTS

VPR6200

Facility ID ABGP0001272

Facility Name Pengrowth DRAIG HANNA

Facility Licence # 4191

Facility Operator A7H2 ABE

Production Month	202001	202002	202003	202004	202005	202006	202007	202008	202009	202010	202011	202012	Totals
Receipts													
Receipts from Alberta Facilities	652.3	617.2	610.9	580.5	650.9	0.0	0.0	0.0	0.0	0.0	0.0	0.0	3,111.8
Receipts from Non-Alberta Facilities	0.0	0.0	0.0	0.0	0.0	0.0	0.0	0.0	0.0	0.0	0.0	0.0	0.0
Dispositions													
Disposition													
Battery	0.0	0.0	0.0	0.0	0.0	0.0	0.0	0.0	0.0	0.0	0.0	0.0	0.0
Gas Gathering System	0.0	0.0	0.0	0.0	0.0	0.0	0.0	0.0	0.0	0.0	0.0	0.0	0.0
Gas Plant	0.0	0.0	0.0	0.0	0.0	0.0	0.0	0.0	0.0	0.0	0.0	0.0	0.0
Injection Facility	0.0	0.0	0.0	0.0	0.0	0.0	0.0	0.0	0.0	0.0	0.0	0.0	0.0
Meter Station	470.0	451.4	431.6	416.0	483.8	0.0	0.0	0.0	0.0	0.0	0.0	0.0	2,252.8
Other	0.0	0.0	0.0	0.0	0.0	0.0	0.0	0.0	0.0	0.0	0.0	0.0	0.0
Alberta Commercial	0.0	0.0	0.0	0.0	0.0	0.0	0.0	0.0	0.0	0.0	0.0	0.0	0.0
Alberta Industrial	0.0	0.0	0.0	0.0	0.0	0.0	0.0	0.0	0.0	0.0	0.0	0.0	0.0
Alberta Residential	0.0	0.0	0.0	0.0	0.0	0.0	0.0	0.0	0.0	0.0	0.0	0.0	0.0
Alberta Elec.Generation	0.0	0.0	0.0	0.0	0.0	0.0	0.0	0.0	0.0	0.0	0.0	0.0	0.0
Shrinkage													
Acid Gas	0.0	0.0	0.0	0.0	0.0	0.0	0.0	0.0	0.0	0.0	0.0	0.0	0.0
Other products	4.6	5.4	4.3	0.3	0.6	0.0	0.0	0.0	0.0	0.0	0.0	0.0	15.2
Fuel	165.8	156.7	165.2	158.2	156.2	0.0	0.0	0.0	0.0	0.0	0.0	0.0	802.1
Flared	0.0	0.0	0.0	0.0	0.0	0.0	0.0	0.0	0.0	0.0	0.0	0.0	0.0
Vented	0.0	0.0	0.0	0.0	0.0	0.0	0.0	0.0	0.0	0.0	0.0	0.0	0.0
Diff and Other	11.9	3.7	9.8	6.0	10.3	0.0	0.0	0.0	0.0	0.0	0.0	0.0	41.7
Process and Frac													
Pentanes Plus	22.3	26.2	20.7	1.5	3.1	0.0	0.0	0.0	0.0	0.0	0.0	0.0	73.8
Propane	0.0	0.0	0.0	0.0	0.0	0.0	0.0	0.0	0.0	0.0	0.0	0.0	0.0
Butanes	0.0	0.0	0.0	0.0	0.0	0.0	0.0	0.0	0.0	0.0	0.0	0.0	0.0
Ethane	0.0	0.0	0.0	0.0	0.0	0.0	0.0	0.0	0.0	0.0	0.0	0.0	0.0
NGL MIX	0.0	0.0	0.0	0.0	0.0	0.0	0.0	0.0	0.0	0.0	0.0	0.0	0.0
Sulphur	0.0	0.0	0.0	0.0	0.0	0.0	0.0	0.0	0.0	0.0	0.0	0.0	0.0
Sulphur Closing Inv	0.0	0.0	0.0	0.0	0.0	0.0	0.0	0.0	0.0	0.0	0.0	0.0	0.0

Unit of Measurement: Gas and Gas equivalent products: 1000m3, Liquids: m3, Sulphur: MTS

VPR6200

Facility ID ABGP0001277

Facility Name COMPTON HALKIRK

Facility Licence # 6524

Facility Operator A7BZ MARL

Production Month	202001	202002	202003	202004	202005	202006	202007	202008	202009	202010	202011	202012	Totals
Receipts													
Receipts from Alberta Facilities	576.3	746.2	713.8	665.5	574.9	0.0	0.0	0.0	0.0	0.0	0.0	0.0	3,276.7
Receipts from Non-Alberta Facilities	0.0	0.0	0.0	0.0	0.0	0.0	0.0	0.0	0.0	0.0	0.0	0.0	0.0
Dispositions													
Disposition													
Battery	0.0	0.0	0.0	0.0	0.0	0.0	0.0	0.0	0.0	0.0	0.0	0.0	0.0
Gas Gathering System	0.0	0.0	0.0	0.0	0.0	0.0	0.0	0.0	0.0	0.0	0.0	0.0	0.0
Gas Plant	0.0	0.0	0.0	0.0	0.0	0.0	0.0	0.0	0.0	0.0	0.0	0.0	0.0
Injection Facility	0.0	0.0	0.0	0.0	0.0	0.0	0.0	0.0	0.0	0.0	0.0	0.0	0.0
Meter Station	532.2	624.4	624.4	551.4	492.4	0.0	0.0	0.0	0.0	0.0	0.0	0.0	2,824.8
Other	0.0	0.0	0.0	0.0	0.0	0.0	0.0	0.0	0.0	0.0	0.0	0.0	0.0
Alberta Commercial	0.0	0.0	0.0	0.0	0.0	0.0	0.0	0.0	0.0	0.0	0.0	0.0	0.0
Alberta Industrial	0.0	0.0	0.0	0.0	0.0	0.0	0.0	0.0	0.0	0.0	0.0	0.0	0.0
Alberta Residential	0.0	0.0	0.0	0.0	0.0	0.0	0.0	0.0	0.0	0.0	0.0	0.0	0.0
Alberta Elec.Generation	0.0	0.0	0.0	0.0	0.0	0.0	0.0	0.0	0.0	0.0	0.0	0.0	0.0
Shrinkage													
Acid Gas	0.0	0.0	0.0	0.0	0.0	0.0	0.0	0.0	0.0	0.0	0.0	0.0	0.0
Other products	11.5	1.7	13.2	13.2	0.0	0.0	0.0	0.0	0.0	0.0	0.0	0.0	39.6
Fuel	31.0	41.4	44.0	38.0	28.5	0.0	0.0	0.0	0.0	0.0	0.0	0.0	182.9
Flared	0.0	0.0	0.0	0.0	0.0	0.0	0.0	0.0	0.0	0.0	0.0	0.0	0.0
Vented	0.0	0.0	0.0	0.0	0.0	0.0	0.0	0.0	0.0	0.0	0.0	0.0	0.0
Diff and Other	1.6	78.7	32.2	62.9	54.0	0.0	0.0	0.0	0.0	0.0	0.0	0.0	229.4
Process and Frac													
Pentanes Plus	0.0	8.0	0.0	0.0	0.0	0.0	0.0	0.0	0.0	0.0	0.0	0.0	8.0
Propane	0.0	0.0	0.0	0.0	0.0	0.0	0.0	0.0	0.0	0.0	0.0	0.0	0.0
Butanes	0.0	0.0	0.0	0.0	0.0	0.0	0.0	0.0	0.0	0.0	0.0	0.0	0.0
Ethane	0.0	0.0	0.0	0.0	0.0	0.0	0.0	0.0	0.0	0.0	0.0	0.0	0.0
NGL MIX	47.1	0.0	56.9	57.3	0.0	0.0	0.0	0.0	0.0	0.0	0.0	0.0	161.3
Sulphur	0.0	0.0	0.0	0.0	0.0	0.0	0.0	0.0	0.0	0.0	0.0	0.0	0.0
Sulphur Closing Inv	0.0	0.0	0.0	0.0	0.0	0.0	0.0	0.0	0.0	0.0	0.0	0.0	0.0

Unit of Measurement: Gas and Gas equivalent products: 1000m3, Liquids: m3, Sulphur: MTS

VPR6200

Facility ID ABGP0001281

Facility Name KILLAM 04-05-044-09W4

Facility Licence # 9438

Facility Operator OHE9 CNRL

Production Month	202001	202002	202003	202004	202005	202006	202007	202008	202009	202010	202011	202012	Totals
Receipts													
Receipts from Alberta Facilities	1,048.9	957.2	1,054.9	547.8	669.9	0.0	0.0	0.0	0.0	0.0	0.0	0.0	4,278.7
Receipts from Non-Alberta Facilities	0.0	0.0	0.0	0.0	0.0	0.0	0.0	0.0	0.0	0.0	0.0	0.0	0.0
Dispositions													
Disposition													
Battery	0.0	0.0	0.0	0.0	0.0	0.0	0.0	0.0	0.0	0.0	0.0	0.0	0.0
Gas Gathering System	0.0	0.0	0.0	0.0	0.0	0.0	0.0	0.0	0.0	0.0	0.0	0.0	0.0
Gas Plant	0.0	0.0	0.0	0.0	0.0	0.0	0.0	0.0	0.0	0.0	0.0	0.0	0.0
Injection Facility	0.0	0.0	0.0	0.0	0.0	0.0	0.0	0.0	0.0	0.0	0.0	0.0	0.0
Meter Station	928.5	849.6	862.3	391.7	564.8	0.0	0.0	0.0	0.0	0.0	0.0	0.0	3,596.9
Other	0.0	0.0	0.0	0.0	0.0	0.0	0.0	0.0	0.0	0.0	0.0	0.0	0.0
Alberta Commercial	0.0	0.0	0.0	0.0	0.0	0.0	0.0	0.0	0.0	0.0	0.0	0.0	0.0
Alberta Industrial	0.0	0.0	0.0	0.0	0.0	0.0	0.0	0.0	0.0	0.0	0.0	0.0	0.0
Alberta Residential	0.0	0.0	0.0	0.0	0.0	0.0	0.0	0.0	0.0	0.0	0.0	0.0	0.0
Alberta Elec.Generation	31.7	24.4	37.1	38.8	3.9	0.0	0.0	0.0	0.0	0.0	0.0	0.0	135.9
Shrinkage													
Acid Gas	0.0	0.0	0.0	0.0	0.0	0.0	0.0	0.0	0.0	0.0	0.0	0.0	0.0
Other products	4.8	3.7	5.0	4.2	2.8	0.0	0.0	0.0	0.0	0.0	0.0	0.0	20.5
Fuel	105.6	97.7	99.8	91.7	101.7	0.0	0.0	0.0	0.0	0.0	0.0	0.0	496.5
Flared	0.0	0.0	0.0	0.0	0.0	0.0	0.0	0.0	0.0	0.0	0.0	0.0	0.0
Vented	0.0	0.1	56.2	50.4	4.5	0.0	0.0	0.0	0.0	0.0	0.0	0.0	111.2
Diff and Other	-21.7	-18.3	-5.5	-29.0	-7.8	0.0	0.0	0.0	0.0	0.0	0.0	0.0	-82.3
Process and Frac													
Pentanes Plus	23.0	18.0	24.0	20.5	13.5	0.0	0.0	0.0	0.0	0.0	0.0	0.0	99.0
Propane	0.0	0.0	0.0	0.0	0.0	0.0	0.0	0.0	0.0	0.0	0.0	0.0	0.0
Butanes	0.0	0.0	0.0	0.0	0.0	0.0	0.0	0.0	0.0	0.0	0.0	0.0	0.0
Ethane	0.0	0.0	0.0	0.0	0.0	0.0	0.0	0.0	0.0	0.0	0.0	0.0	0.0
NGL MIX	0.0	0.0	0.0	0.0	0.0	0.0	0.0	0.0	0.0	0.0	0.0	0.0	0.0
Sulphur	0.0	0.0	0.0	0.0	0.0	0.0	0.0	0.0	0.0	0.0	0.0	0.0	0.0
Sulphur Closing Inv	0.0	0.0	0.0	0.0	0.0	0.0	0.0	0.0	0.0	0.0	0.0	0.0	0.0

Unit of Measurement: Gas and Gas equivalent products: 1000m3, Liquids: m3, Sulphur: MTS

VPR6200

Facility ID ABGP0001285

Facility Name APACHE PROVOST

Facility Licence # 29481

Facility Operator A7BT KARVE

Production Month	202001	202002	202003	202004	202005	202006	202007	202008	202009	202010	202011	202012	Totals
Receipts													
Receipts from Alberta Facilities	6,352.3	6,053.6	6,189.2	5,378.0	5,666.7	0.0	0.0	0.0	0.0	0.0	0.0	0.0	29,639.8
Receipts from Non-Alberta Facilities	0.0	0.0	0.0	0.0	0.0	0.0	0.0	0.0	0.0	0.0	0.0	0.0	0.0
Dispositions													
Disposition													
Battery	0.0	0.0	0.0	0.0	0.0	0.0	0.0	0.0	0.0	0.0	0.0	0.0	0.0
Gas Gathering System	0.0	0.0	0.0	0.0	0.0	0.0	0.0	0.0	0.0	0.0	0.0	0.0	0.0
Gas Plant	0.0	0.0	0.0	0.0	0.0	0.0	0.0	0.0	0.0	0.0	0.0	0.0	0.0
Injection Facility	0.0	0.0	0.0	0.0	0.0	0.0	0.0	0.0	0.0	0.0	0.0	0.0	0.0
Meter Station	6,106.5	5,846.9	5,919.6	5,324.0	5,443.1	0.0	0.0	0.0	0.0	0.0	0.0	0.0	28,640.1
Other	0.0	0.0	0.0	0.0	0.0	0.0	0.0	0.0	0.0	0.0	0.0	0.0	0.0
Alberta Commercial	0.0	0.0	0.0	0.0	0.0	0.0	0.0	0.0	0.0	0.0	0.0	0.0	0.0
Alberta Industrial	0.0	0.0	0.0	0.0	0.0	0.0	0.0	0.0	0.0	0.0	0.0	0.0	0.0
Alberta Residential	0.0	0.0	0.0	0.0	0.0	0.0	0.0	0.0	0.0	0.0	0.0	0.0	0.0
Alberta Elec.Generation	0.0	0.0	0.0	0.0	0.0	0.0	0.0	0.0	0.0	0.0	0.0	0.0	0.0
Shrinkage													
Acid Gas	0.0	0.0	0.0	0.0	0.0	0.0	0.0	0.0	0.0	0.0	0.0	0.0	0.0
Other products	77.1	72.1	72.8	61.4	58.5	0.0	0.0	0.0	0.0	0.0	0.0	0.0	341.9
Fuel	95.1	83.7	92.6	86.3	90.6	0.0	0.0	0.0	0.0	0.0	0.0	0.0	448.3
Flared	0.0	0.0	0.0	0.0	0.0	0.0	0.0	0.0	0.0	0.0	0.0	0.0	0.0
Vented	0.0	0.0	0.0	0.0	0.0	0.0	0.0	0.0	0.0	0.0	0.0	0.0	0.0
Diff and Other	73.6	50.9	104.2	-93.7	74.5	0.0	0.0	0.0	0.0	0.0	0.0	0.0	209.5
Process and Frac													
Pentanes Plus	114.8	102.0	111.2	76.6	50.2	0.0	0.0	0.0	0.0	0.0	0.0	0.0	454.8
Propane	0.0	0.0	0.0	0.0	0.0	0.0	0.0	0.0	0.0	0.0	0.0	0.0	0.0
Butanes	0.0	0.0	0.0	0.0	0.0	0.0	0.0	0.0	0.0	0.0	0.0	0.0	0.0
Ethane	0.0	0.0	0.0	0.0	0.0	0.0	0.0	0.0	0.0	0.0	0.0	0.0	0.0
NGL MIX	234.3	228.6	225.7	206.2	216.5	0.0	0.0	0.0	0.0	0.0	0.0	0.0	1,111.3
Sulphur	0.0	0.0	0.0	0.0	0.0	0.0	0.0	0.0	0.0	0.0	0.0	0.0	0.0
Sulphur Closing Inv	0.0	0.0	0.0	0.0	0.0	0.0	0.0	0.0	0.0	0.0	0.0	0.0	0.0

Unit of Measurement: Gas and Gas equivalent products: 1000m3, Liquids: m3, Sulphur: MTS

VPR6200

Facility ID ABGP0001290

Facility Name CONOCO HOTCHKISS

Facility Licence # 17610

Facility Operator A7LX WORMWOOD

Production Month	202001	202002	202003	202004	202005	202006	202007	202008	202009	202010	202011	202012	Totals
	SHUTIN		SHUTIN	SHUTIN									
Receipts													
Receipts from Alberta Facilities	0.0	82.5	0.0	0.0	0.0	0.0	0.0	0.0	0.0	0.0	0.0	0.0	82.5
Receipts from Non-Alberta Facilities	0.0	0.0	0.0	0.0	0.0	0.0	0.0	0.0	0.0	0.0	0.0	0.0	0.0
Dispositions													
Disposition													
Battery	0.0	0.0	0.0	0.0	0.0	0.0	0.0	0.0	0.0	0.0	0.0	0.0	0.0
Gas Gathering System	0.0	0.0	0.0	0.0	0.0	0.0	0.0	0.0	0.0	0.0	0.0	0.0	0.0
Gas Plant	0.0	0.0	0.0	0.0	0.0	0.0	0.0	0.0	0.0	0.0	0.0	0.0	0.0
Injection Facility	0.0	0.0	0.0	0.0	0.0	0.0	0.0	0.0	0.0	0.0	0.0	0.0	0.0
Meter Station	0.0	63.5	0.0	0.0	0.0	0.0	0.0	0.0	0.0	0.0	0.0	0.0	63.5
Other	0.0	0.0	0.0	0.0	0.0	0.0	0.0	0.0	0.0	0.0	0.0	0.0	0.0
Alberta Commercial	0.0	0.0	0.0	0.0	0.0	0.0	0.0	0.0	0.0	0.0	0.0	0.0	0.0
Alberta Industrial	0.0	0.0	0.0	0.0	0.0	0.0	0.0	0.0	0.0	0.0	0.0	0.0	0.0
Alberta Residential	0.0	0.0	0.0	0.0	0.0	0.0	0.0	0.0	0.0	0.0	0.0	0.0	0.0
Alberta Elec.Generation	0.0	0.0	0.0	0.0	0.0	0.0	0.0	0.0	0.0	0.0	0.0	0.0	0.0
Shrinkage													
Acid Gas	0.0	0.0	0.0	0.0	0.0	0.0	0.0	0.0	0.0	0.0	0.0	0.0	0.0
Other products	0.0	0.0	0.0	0.0	0.0	0.0	0.0	0.0	0.0	0.0	0.0	0.0	0.0
Fuel	0.0	13.4	0.0	0.0	0.0	0.0	0.0	0.0	0.0	0.0	0.0	0.0	13.4
Flared	0.0	0.0	0.0	0.0	0.0	0.0	0.0	0.0	0.0	0.0	0.0	0.0	0.0
Vented	0.0	0.0	0.0	0.0	0.0	0.0	0.0	0.0	0.0	0.0	0.0	0.0	0.0
Diff and Other	0.0	5.6	0.0	0.0	0.0	0.0	0.0	0.0	0.0	0.0	0.0	0.0	5.6
Process and Frac													
Pentanes Plus	0.0	0.0	0.0	0.0	0.0	0.0	0.0	0.0	0.0	0.0	0.0	0.0	0.0
Propane	0.0	0.0	0.0	0.0	0.0	0.0	0.0	0.0	0.0	0.0	0.0	0.0	0.0
Butanes	0.0	0.0	0.0	0.0	0.0	0.0	0.0	0.0	0.0	0.0	0.0	0.0	0.0
Ethane	0.0	0.0	0.0	0.0	0.0	0.0	0.0	0.0	0.0	0.0	0.0	0.0	0.0
NGL MIX	0.0	0.0	0.0	0.0	0.0	0.0	0.0	0.0	0.0	0.0	0.0	0.0	0.0
Sulphur	0.0	0.0	0.0	0.0	0.0	0.0	0.0	0.0	0.0	0.0	0.0	0.0	0.0
Sulphur Closing Inv	0.0	0.0	0.0	0.0	0.0	0.0	0.0	0.0	0.0	0.0	0.0	0.0	0.0

VPR6200

Facility ID ABGP0001292

Facility Name WAPITI 16-36-067-09W6

Facility Licence # 14721

Facility Operator OHE9 CNRL

Production Month	202001	202002	202003	202004	202005	202006	202007	202008	202009	202010	202011	202012	Totals
Receipts													
Receipts from Alberta Facilities	183,308.5	175,351.7	183,669.8	176,623.7	180,839.3	0.0	0.0	0.0	0.0	0.0	0.0	0.0	899,793.0
Receipts from Non-Alberta Facilities	0.0	0.0	0.0	0.0	0.0	0.0	0.0	0.0	0.0	0.0	0.0	0.0	0.0
Dispositions													
Disposition													
Battery	0.0	0.0	0.0	0.0	0.0	0.0	0.0	0.0	0.0	0.0	0.0	0.0	0.0
Gas Gathering System	0.0	0.0	0.0	0.0	0.0	0.0	0.0	0.0	0.0	0.0	0.0	0.0	0.0
Gas Plant	180,736.2	172,818.9	180,465.7	175,390.9	177,325.2	0.0	0.0	0.0	0.0	0.0	0.0	0.0	886,736.9
Injection Facility	0.0	0.0	0.0	0.0	0.0	0.0	0.0	0.0	0.0	0.0	0.0	0.0	0.0
Meter Station	0.0	0.0	0.0	0.0	0.0	0.0	0.0	0.0	0.0	0.0	0.0	0.0	0.0
Other	0.0	0.0	0.0	0.0	0.0	0.0	0.0	0.0	0.0	0.0	0.0	0.0	0.0
Alberta Commercial	0.0	0.0	0.0	0.0	0.0	0.0	0.0	0.0	0.0	0.0	0.0	0.0	0.0
Alberta Industrial	0.0	0.0	0.0	0.0	0.0	0.0	0.0	0.0	0.0	0.0	0.0	0.0	0.0
Alberta Residential	0.0	0.0	0.0	0.0	0.0	0.0	0.0	0.0	0.0	0.0	0.0	0.0	0.0
Alberta Elec.Generation	0.0	0.0	0.0	0.0	0.0	0.0	0.0	0.0	0.0	0.0	0.0	0.0	0.0
Shrinkage													
Acid Gas	0.0	0.0	0.0	0.0	0.0	0.0	0.0	0.0	0.0	0.0	0.0	0.0	0.0
Other products	848.7	809.1	836.4	851.0	852.3	0.0	0.0	0.0	0.0	0.0	0.0	0.0	4,197.5
Fuel	433.2	395.2	429.1	407.1	414.2	0.0	0.0	0.0	0.0	0.0	0.0	0.0	2,078.8
Flared	52.4	29.3	56.6	71.2	47.8	0.0	0.0	0.0	0.0	0.0	0.0	0.0	257.3
Vented	0.0	0.0	0.0	0.0	0.0	0.0	0.0	0.0	0.0	0.0	0.0	0.0	0.0
Diff and Other	1,238.0	1,299.2	1,882.0	-96.5	2,199.8	0.0	0.0	0.0	0.0	0.0	0.0	0.0	6,522.5
Process and Frac													
Pentanes Plus	4,106.6	3,915.0	4,047.2	4,117.6	4,124.2	0.0	0.0	0.0	0.0	0.0	0.0	0.0	20,310.6
Propane	0.0	0.0	0.0	0.0	0.0	0.0	0.0	0.0	0.0	0.0	0.0	0.0	0.0
Butanes	0.0	0.0	0.0	0.0	0.0	0.0	0.0	0.0	0.0	0.0	0.0	0.0	0.0
Ethane	0.0	0.0	0.0	0.0	0.0	0.0	0.0	0.0	0.0	0.0	0.0	0.0	0.0
NGL MIX	0.0	0.0	0.0	0.0	0.0	0.0	0.0	0.0	0.0	0.0	0.0	0.0	0.0
Sulphur	0.0	0.0	0.0	0.0	0.0	0.0	0.0	0.0	0.0	0.0	0.0	0.0	0.0
Sulphur Closing Inv	0.0	0.0	0.0	0.0	0.0	0.0	0.0	0.0	0.0	0.0	0.0	0.0	0.0

Unit of Measurement: Gas and Gas equivalent products: 1000m3, Liquids: m3, Sulphur: MTS

VPR6200

Facility ID ABGP0001295
Facility Licence # 8123

Facility Name APACHE LEAHURST
Facility Operator A7NE AVILA

Production Month	202001	202002	202003	202004	202005	202006	202007	202008	202009	202010	202011	202012	Totals
Receipts													
Receipts from Alberta Facilities	895.1	862.7	1,040.3	868.5	866.7	0.0	0.0	0.0	0.0	0.0	0.0	0.0	4,533.3
Receipts from Non-Alberta Facilities	0.0	0.0	0.0	0.0	0.0	0.0	0.0	0.0	0.0	0.0	0.0	0.0	0.0
Dispositions													
Disposition													
Battery	0.0	0.0	0.0	0.0	0.0	0.0	0.0	0.0	0.0	0.0	0.0	0.0	0.0
Gas Gathering System	0.0	0.0	0.0	0.0	0.0	0.0	0.0	0.0	0.0	0.0	0.0	0.0	0.0
Gas Plant	0.0	0.0	0.0	0.0	0.0	0.0	0.0	0.0	0.0	0.0	0.0	0.0	0.0
Injection Facility	0.0	0.0	0.0	0.0	0.0	0.0	0.0	0.0	0.0	0.0	0.0	0.0	0.0
Meter Station	856.0	821.9	992.1	821.0	797.7	0.0	0.0	0.0	0.0	0.0	0.0	0.0	4,288.7
Other	0.0	0.0	0.0	0.0	0.0	0.0	0.0	0.0	0.0	0.0	0.0	0.0	0.0
Alberta Commercial	0.0	0.0	0.0	0.0	0.0	0.0	0.0	0.0	0.0	0.0	0.0	0.0	0.0
Alberta Industrial	0.0	0.0	0.0	0.0	0.0	0.0	0.0	0.0	0.0	0.0	0.0	0.0	0.0
Alberta Residential	0.0	0.0	0.0	0.0	0.0	0.0	0.0	0.0	0.0	0.0	0.0	0.0	0.0
Alberta Elec.Generation	0.0	0.0	0.0	0.0	0.0	0.0	0.0	0.0	0.0	0.0	0.0	0.0	0.0
Shrinkage													
Acid Gas	0.0	0.0	0.0	0.0	0.0	0.0	0.0	0.0	0.0	0.0	0.0	0.0	0.0
Other products	0.0	0.0	0.0	0.0	0.0	0.0	0.0	0.0	0.0	0.0	0.0	0.0	0.0
Fuel	4.7	0.8	0.5	2.5	4.5	0.0	0.0	0.0	0.0	0.0	0.0	0.0	13.0
Flared	0.0	0.0	0.0	0.0	0.0	0.0	0.0	0.0	0.0	0.0	0.0	0.0	0.0
Vented	0.0	0.0	0.0	0.0	0.0	0.0	0.0	0.0	0.0	0.0	0.0	0.0	0.0
Diff and Other	34.4	40.0	47.7	45.0	64.5	0.0	0.0	0.0	0.0	0.0	0.0	0.0	231.6
Process and Frac													
Pentanes Plus	0.0	0.0	0.0	0.0	0.0	0.0	0.0	0.0	0.0	0.0	0.0	0.0	0.0
Propane	0.0	0.0	0.0	0.0	0.0	0.0	0.0	0.0	0.0	0.0	0.0	0.0	0.0
Butanes	0.0	0.0	0.0	0.0	0.0	0.0	0.0	0.0	0.0	0.0	0.0	0.0	0.0
Ethane	0.0	0.0	0.0	0.0	0.0	0.0	0.0	0.0	0.0	0.0	0.0	0.0	0.0
NGL MIX	0.0	0.0	0.0	0.0	0.0	0.0	0.0	0.0	0.0	0.0	0.0	0.0	0.0
Sulphur	0.0	0.0	0.0	0.0	0.0	0.0	0.0	0.0	0.0	0.0	0.0	0.0	0.0
Sulphur Closing Inv	0.0	0.0	0.0	0.0	0.0	0.0	0.0	0.0	0.0	0.0	0.0	0.0	0.0

Unit of Measurement: Gas and Gas equivalent products: 1000m3, Liquids: m3, Sulphur: MTS

VPR6200

Facility ID ABGP0001298

Facility Name APACHE PROVOST

Facility Licence # 5717

Facility Operator A7BT KARVE

Production Month	202001	202002	202003	202004	202005	202006	202007	202008	202009	202010	202011	202012	Totals
Receipts													
Receipts from Alberta Facilities	2,852.0	2,319.8	2,396.9	2,323.6	2,324.5	0.0	0.0	0.0	0.0	0.0	0.0	0.0	12,216.8
Receipts from Non-Alberta Facilities	0.0	0.0	0.0	0.0	0.0	0.0	0.0	0.0	0.0	0.0	0.0	0.0	0.0
Dispositions													
Disposition													
Battery	0.0	0.0	0.0	0.0	0.0	0.0	0.0	0.0	0.0	0.0	0.0	0.0	0.0
Gas Gathering System	0.0	0.0	0.0	0.0	0.0	0.0	0.0	0.0	0.0	0.0	0.0	0.0	0.0
Gas Plant	0.0	0.0	0.0	0.0	0.0	0.0	0.0	0.0	0.0	0.0	0.0	0.0	0.0
Injection Facility	0.0	0.0	0.0	0.0	0.0	0.0	0.0	0.0	0.0	0.0	0.0	0.0	0.0
Meter Station	2,421.3	1,995.7	2,061.0	1,987.8	2,006.5	0.0	0.0	0.0	0.0	0.0	0.0	0.0	10,472.3
Other	0.0	0.0	0.0	0.0	0.0	0.0	0.0	0.0	0.0	0.0	0.0	0.0	0.0
Alberta Commercial	0.0	0.0	0.0	0.0	0.0	0.0	0.0	0.0	0.0	0.0	0.0	0.0	0.0
Alberta Industrial	0.0	0.0	0.0	0.0	0.0	0.0	0.0	0.0	0.0	0.0	0.0	0.0	0.0
Alberta Residential	0.0	0.0	0.0	0.0	0.0	0.0	0.0	0.0	0.0	0.0	0.0	0.0	0.0
Alberta Elec.Generation	0.0	0.0	0.0	0.0	0.0	0.0	0.0	0.0	0.0	0.0	0.0	0.0	0.0
Shrinkage													
Acid Gas	0.0	0.0	0.0	0.0	0.0	0.0	0.0	0.0	0.0	0.0	0.0	0.0	0.0
Other products	40.8	29.5	32.2	32.0	35.5	0.0	0.0	0.0	0.0	0.0	0.0	0.0	170.0
Fuel	174.7	147.6	150.7	140.2	144.3	0.0	0.0	0.0	0.0	0.0	0.0	0.0	757.5
Flared	0.3	0.3	3.7	3.1	3.4	0.0	0.0	0.0	0.0	0.0	0.0	0.0	10.8
Vented	0.0	0.6	0.0	0.0	0.2	0.0	0.0	0.0	0.0	0.0	0.0	0.0	0.8
Diff and Other	214.9	146.1	149.3	160.5	134.6	0.0	0.0	0.0	0.0	0.0	0.0	0.0	805.4
Process and Frac													
Pentanes Plus	0.0	0.0	0.0	0.0	0.0	0.0	0.0	0.0	0.0	0.0	0.0	0.0	0.0
Propane	0.0	0.0	0.0	0.0	0.0	0.0	0.0	0.0	0.0	0.0	0.0	0.0	0.0
Butanes	0.0	0.0	0.0	0.0	0.0	0.0	0.0	0.0	0.0	0.0	0.0	0.0	0.0
Ethane	0.0	0.0	0.0	0.0	0.0	0.0	0.0	0.0	0.0	0.0	0.0	0.0	0.0
NGL MIX	184.6	134.7	146.7	146.0	159.3	0.0	0.0	0.0	0.0	0.0	0.0	0.0	771.3
Sulphur	0.0	0.0	0.0	0.0	0.0	0.0	0.0	0.0	0.0	0.0	0.0	0.0	0.0
Sulphur Closing Inv	0.0	0.0	0.0	0.0	0.0	0.0	0.0	0.0	0.0	0.0	0.0	0.0	0.0

Unit of Measurement: Gas and Gas equivalent products: 1000m3, Liquids: m3, Sulphur: MTS

VPR6200

Facility ID ABGP0001299
Facility Licence # 4497

Facility Name BAYTEX TWINING
Facility Operator OJ66 BARNWELL

Production Month	202001	202002	202003	202004	202005	202006	202007	202008	202009	202010	202011	202012	Totals
Receipts													
Receipts from Alberta Facilities	793.1	765.6	832.7	593.0	677.1	0.0	0.0	0.0	0.0	0.0	0.0	0.0	3,661.5
Receipts from Non-Alberta Facilities	0.0	0.0	0.0	0.0	0.0	0.0	0.0	0.0	0.0	0.0	0.0	0.0	0.0
Dispositions													
Disposition													
Battery	120.0	119.2	121.4	103.6	111.3	0.0	0.0	0.0	0.0	0.0	0.0	0.0	575.5
Gas Gathering System	0.0	0.0	0.0	0.0	0.0	0.0	0.0	0.0	0.0	0.0	0.0	0.0	0.0
Gas Plant	0.0	0.0	0.0	0.0	0.0	0.0	0.0	0.0	0.0	0.0	0.0	0.0	0.0
Injection Facility	0.0	0.0	0.0	0.0	0.0	0.0	0.0	0.0	0.0	0.0	0.0	0.0	0.0
Meter Station	678.6	626.1	656.0	472.5	548.1	0.0	0.0	0.0	0.0	0.0	0.0	0.0	2,981.3
Other	0.0	0.0	0.0	0.0	0.0	0.0	0.0	0.0	0.0	0.0	0.0	0.0	0.0
Alberta Commercial	0.0	0.0	0.0	0.0	0.0	0.0	0.0	0.0	0.0	0.0	0.0	0.0	0.0
Alberta Industrial	0.0	0.0	0.0	0.0	0.0	0.0	0.0	0.0	0.0	0.0	0.0	0.0	0.0
Alberta Residential	0.0	0.0	0.0	0.0	0.0	0.0	0.0	0.0	0.0	0.0	0.0	0.0	0.0
Alberta Elec.Generation	0.0	0.0	0.0	0.0	0.0	0.0	0.0	0.0	0.0	0.0	0.0	0.0	0.0
Shrinkage													
Acid Gas	0.0	0.0	0.0	0.0	0.0	0.0	0.0	0.0	0.0	0.0	0.0	0.0	0.0
Other products	44.2	43.5	28.3	34.6	34.7	0.0	0.0	0.0	0.0	0.0	0.0	0.0	185.3
Fuel	5.4	5.3	5.4	5.4	5.4	0.0	0.0	0.0	0.0	0.0	0.0	0.0	26.9
Flared	0.0	0.0	0.0	0.0	0.0	0.0	0.0	0.0	0.0	0.0	0.0	0.0	0.0
Vented	0.0	0.0	0.0	0.0	0.0	0.0	0.0	0.0	0.0	0.0	0.0	0.0	0.0
Diff and Other	-55.1	-28.5	21.6	-23.1	-22.4	0.0	0.0	0.0	0.0	0.0	0.0	0.0	-107.5
Process and Frac													
Pentanes Plus	0.0	0.0	0.0	0.0	0.0	0.0	0.0	0.0	0.0	0.0	0.0	0.0	0.0
Propane	0.0	0.0	0.0	0.0	0.0	0.0	0.0	0.0	0.0	0.0	0.0	0.0	0.0
Butanes	0.0	0.0	0.0	0.0	0.0	0.0	0.0	0.0	0.0	0.0	0.0	0.0	0.0
Ethane	0.0	0.0	0.0	0.0	0.0	0.0	0.0	0.0	0.0	0.0	0.0	0.0	0.0
NGL MIX	183.6	182.1	118.4	144.5	144.8	0.0	0.0	0.0	0.0	0.0	0.0	0.0	773.4
Sulphur	0.0	0.0	0.0	0.0	0.0	0.0	0.0	0.0	0.0	0.0	0.0	0.0	0.0
Sulphur Closing Inv	0.0	0.0	0.0	0.0	0.0	0.0	0.0	0.0	0.0	0.0	0.0	0.0	0.0

Unit of Measurement: Gas and Gas equivalent products: 1000m3, Liquids: m3, Sulphur: MTS

VPR6200

Facility ID ABGP0001312
Facility Licence # 17837

Facility Name SAMSON RAINBOW
Facility Operator A7AZ SLE

Production Month	202001	202002	202003	202004	202005	202006	202007	202008	202009	202010	202011	202012	Totals
Receipts													
Receipts from Alberta Facilities	2,058.2	3,383.2	3,590.3	3,721.4	4,249.9	0.0	0.0	0.0	0.0	0.0	0.0	0.0	17,003.0
Receipts from Non-Alberta Facilities	0.0	0.0	0.0	0.0	0.0	0.0	0.0	0.0	0.0	0.0	0.0	0.0	0.0
Dispositions													
Disposition													
Battery	0.0	0.0	0.0	0.0	0.0	0.0	0.0	0.0	0.0	0.0	0.0	0.0	0.0
Gas Gathering System	0.0	0.0	0.0	0.0	0.0	0.0	0.0	0.0	0.0	0.0	0.0	0.0	0.0
Gas Plant	0.0	0.0	0.0	0.0	0.0	0.0	0.0	0.0	0.0	0.0	0.0	0.0	0.0
Injection Facility	0.0	0.0	0.0	0.0	0.0	0.0	0.0	0.0	0.0	0.0	0.0	0.0	0.0
Meter Station	1,562.3	2,814.2	3,012.5	3,242.1	3,730.4	0.0	0.0	0.0	0.0	0.0	0.0	0.0	14,361.5
Other	0.0	0.0	0.0	0.0	0.0	0.0	0.0	0.0	0.0	0.0	0.0	0.0	0.0
Alberta Commercial	0.0	0.0	0.0	0.0	0.0	0.0	0.0	0.0	0.0	0.0	0.0	0.0	0.0
Alberta Industrial	0.0	0.0	0.0	0.0	0.0	0.0	0.0	0.0	0.0	0.0	0.0	0.0	0.0
Alberta Residential	0.0	0.0	0.0	0.0	0.0	0.0	0.0	0.0	0.0	0.0	0.0	0.0	0.0
Alberta Elec.Generation	0.0	0.0	0.0	0.0	0.0	0.0	0.0	0.0	0.0	0.0	0.0	0.0	0.0
Shrinkage													
Acid Gas	0.0	0.0	0.0	0.0	0.0	0.0	0.0	0.0	0.0	0.0	0.0	0.0	0.0
Other products	4.8	20.2	16.2	12.4	8.2	0.0	0.0	0.0	0.0	0.0	0.0	0.0	61.8
Fuel	190.8	253.5	0.0	258.0	268.6	0.0	0.0	0.0	0.0	0.0	0.0	0.0	970.9
Flared	0.0	0.0	0.0	0.0	0.0	0.0	0.0	0.0	0.0	0.0	0.0	0.0	0.0
Vented	0.0	0.0	0.0	0.0	0.0	0.0	0.0	0.0	0.0	0.0	0.0	0.0	0.0
Diff and Other	300.3	295.3	561.6	208.9	242.7	0.0	0.0	0.0	0.0	0.0	0.0	0.0	1,608.8
Process and Frac													
Pentanes Plus	23.4	97.6	78.6	60.0	39.8	0.0	0.0	0.0	0.0	0.0	0.0	0.0	299.4
Propane	0.0	0.0	0.0	0.0	0.0	0.0	0.0	0.0	0.0	0.0	0.0	0.0	0.0
Butanes	0.0	0.0	0.0	0.0	0.0	0.0	0.0	0.0	0.0	0.0	0.0	0.0	0.0
Ethane	0.0	0.0	0.0	0.0	0.0	0.0	0.0	0.0	0.0	0.0	0.0	0.0	0.0
NGL MIX	0.0	0.0	0.0	0.0	0.0	0.0	0.0	0.0	0.0	0.0	0.0	0.0	0.0
Sulphur	0.0	0.0	0.0	0.0	0.0	0.0	0.0	0.0	0.0	0.0	0.0	0.0	0.0
Sulphur Closing Inv	0.0	0.0	0.0	0.0	0.0	0.0	0.0	0.0	0.0	0.0	0.0	0.0	0.0

Unit of Measurement: Gas and Gas equivalent products: 1000m3, Liquids: m3, Sulphur: MTS

VPR6200

Facility ID ABGP0001315

Facility Name VERMILLION MIKWAN

Facility Licence # 6073

Facility Operator A6FW VEI

Production Month	202001	202002	202003	202004	202005	202006	202007	202008	202009	202010	202011	202012	Totals
Receipts													
Receipts from Alberta Facilities	2,918.2	2,683.4	2,909.2	3,088.8	3,445.7	0.0	0.0	0.0	0.0	0.0	0.0	0.0	15,045.3
Receipts from Non-Alberta Facilities	0.0	0.0	0.0	0.0	0.0	0.0	0.0	0.0	0.0	0.0	0.0	0.0	0.0
Dispositions													
Disposition													
Battery	0.0	0.0	0.0	0.0	0.0	0.0	0.0	0.0	0.0	0.0	0.0	0.0	0.0
Gas Gathering System	0.0	0.0	0.0	0.0	0.0	0.0	0.0	0.0	0.0	0.0	0.0	0.0	0.0
Gas Plant	0.0	0.0	0.0	0.0	0.0	0.0	0.0	0.0	0.0	0.0	0.0	0.0	0.0
Injection Facility	0.0	0.0	0.0	0.0	0.0	0.0	0.0	0.0	0.0	0.0	0.0	0.0	0.0
Meter Station	2,728.2	2,521.4	2,747.1	2,929.8	3,257.0	0.0	0.0	0.0	0.0	0.0	0.0	0.0	14,183.5
Other	0.0	0.0	0.0	0.0	0.0	0.0	0.0	0.0	0.0	0.0	0.0	0.0	0.0
Alberta Commercial	0.0	0.0	0.0	0.0	0.0	0.0	0.0	0.0	0.0	0.0	0.0	0.0	0.0
Alberta Industrial	0.0	0.0	0.0	0.0	0.0	0.0	0.0	0.0	0.0	0.0	0.0	0.0	0.0
Alberta Residential	0.0	0.0	0.0	0.0	0.0	0.0	0.0	0.0	0.0	0.0	0.0	0.0	0.0
Alberta Elec.Generation	0.0	0.0	0.0	0.0	0.0	0.0	0.0	0.0	0.0	0.0	0.0	0.0	0.0
Shrinkage													
Acid Gas	0.0	0.0	0.0	0.0	0.0	0.0	0.0	0.0	0.0	0.0	0.0	0.0	0.0
Other products	6.8	7.2	6.9	11.5	20.6	0.0	0.0	0.0	0.0	0.0	0.0	0.0	53.0
Fuel	229.4	218.6	234.8	247.0	257.0	0.0	0.0	0.0	0.0	0.0	0.0	0.0	1,186.8
Flared	1.7	1.6	1.7	1.6	1.7	0.0	0.0	0.0	0.0	0.0	0.0	0.0	8.3
Vented	0.0	0.0	0.0	0.0	0.0	0.0	0.0	0.0	0.0	0.0	0.0	0.0	0.0
Diff and Other	-47.9	-65.4	-81.3	-101.1	-90.6	0.0	0.0	0.0	0.0	0.0	0.0	0.0	-386.3
Process and Frac													
Pentanes Plus	2.1	6.1	0.2	0.7	2.7	0.0	0.0	0.0	0.0	0.0	0.0	0.0	11.8
Propane	0.0	0.0	0.0	0.0	0.0	0.0	0.0	0.0	0.0	0.0	0.0	0.0	0.0
Butanes	0.0	0.0	0.0	0.0	0.0	0.0	0.0	0.0	0.0	0.0	0.0	0.0	0.0
Ethane	0.0	0.0	0.0	0.0	0.0	0.0	0.0	0.0	0.0	0.0	0.0	0.0	0.0
NGL MIX	28.7	27.3	31.2	51.8	89.3	0.0	0.0	0.0	0.0	0.0	0.0	0.0	228.3
Sulphur	0.0	0.0	0.0	0.0	0.0	0.0	0.0	0.0	0.0	0.0	0.0	0.0	0.0
Sulphur Closing Inv	0.0	0.0	0.0	0.0	0.0	0.0	0.0	0.0	0.0	0.0	0.0	0.0	0.0

Unit of Measurement: Gas and Gas equivalent products: 1000m3, Liquids: m3, Sulphur: MTS

VPR6200

Facility ID ABGP0001316
Facility Licence # 16855

Facility Name TALISMAN GEORGE
Facility Operator A1ME CEQUENCE

Production Month	202001	202002	202003	202004	202005	202006	202007	202008	202009	202010	202011	202012	Totals
Receipts													
Receipts from Alberta Facilities	1,318.9	1,251.3	1,226.4	990.4	1,068.9	0.0	0.0	0.0	0.0	0.0	0.0	0.0	5,855.9
Receipts from Non-Alberta Facilities	0.0	0.0	0.0	0.0	0.0	0.0	0.0	0.0	0.0	0.0	0.0	0.0	0.0
Dispositions													
Disposition													
Battery	0.0	0.0	0.0	0.0	0.0	0.0	0.0	0.0	0.0	0.0	0.0	0.0	0.0
Gas Gathering System	0.0	0.0	0.0	0.0	0.0	0.0	0.0	0.0	0.0	0.0	0.0	0.0	0.0
Gas Plant	0.0	0.0	0.0	0.0	0.0	0.0	0.0	0.0	0.0	0.0	0.0	0.0	0.0
Injection Facility	0.0	0.0	0.0	0.0	0.0	0.0	0.0	0.0	0.0	0.0	0.0	0.0	0.0
Meter Station	1,122.7	1,095.0	1,072.2	848.5	928.4	0.0	0.0	0.0	0.0	0.0	0.0	0.0	5,066.8
Other	0.0	0.0	0.0	0.0	0.0	0.0	0.0	0.0	0.0	0.0	0.0	0.0	0.0
Alberta Commercial	0.0	0.0	0.0	0.0	0.0	0.0	0.0	0.0	0.0	0.0	0.0	0.0	0.0
Alberta Industrial	0.0	0.0	0.0	0.0	0.0	0.0	0.0	0.0	0.0	0.0	0.0	0.0	0.0
Alberta Residential	0.0	0.0	0.0	0.0	0.0	0.0	0.0	0.0	0.0	0.0	0.0	0.0	0.0
Alberta Elec.Generation	0.0	0.0	0.0	0.0	0.0	0.0	0.0	0.0	0.0	0.0	0.0	0.0	0.0
Shrinkage													
Acid Gas	0.0	0.0	0.0	0.0	0.0	0.0	0.0	0.0	0.0	0.0	0.0	0.0	0.0
Other products	22.8	20.4	18.8	18.3	18.7	0.0	0.0	0.0	0.0	0.0	0.0	0.0	99.0
Fuel	206.0	182.7	192.8	175.9	173.4	0.0	0.0	0.0	0.0	0.0	0.0	0.0	930.8
Flared	0.0	0.0	0.0	0.0	0.0	0.0	0.0	0.0	0.0	0.0	0.0	0.0	0.0
Vented	0.2	0.0	0.2	0.6	0.0	0.0	0.0	0.0	0.0	0.0	0.0	0.0	1.0
Diff and Other	-32.8	-46.8	-57.6	-52.9	-51.6	0.0	0.0	0.0	0.0	0.0	0.0	0.0	-241.7
Process and Frac													
Pentanes Plus	110.1	98.8	91.0	88.5	90.3	0.0	0.0	0.0	0.0	0.0	0.0	0.0	478.7
Propane	0.0	0.0	0.0	0.0	0.0	0.0	0.0	0.0	0.0	0.0	0.0	0.0	0.0
Butanes	0.0	0.0	0.0	0.0	0.0	0.0	0.0	0.0	0.0	0.0	0.0	0.0	0.0
Ethane	0.0	0.0	0.0	0.0	0.0	0.0	0.0	0.0	0.0	0.0	0.0	0.0	0.0
NGL MIX	0.0	0.0	0.0	0.0	0.0	0.0	0.0	0.0	0.0	0.0	0.0	0.0	0.0
Sulphur	0.0	0.0	0.0	0.0	0.0	0.0	0.0	0.0	0.0	0.0	0.0	0.0	0.0
Sulphur Closing Inv	0.0	0.0	0.0	0.0	0.0	0.0	0.0	0.0	0.0	0.0	0.0	0.0	0.0

Unit of Measurement: Gas and Gas equivalent products: 1000m3, Liquids: m3, Sulphur: MTS

VPR6200

Facility ID ABGP0001326

Facility Name SEMCAMS ULC WEST FOX CREEK 11-22

Facility Licence # 13655

Facility Operator A84Z SEMCAMS

Production Month	202001	202002	202003	202004	202005	202006	202007	202008	202009	202010	202011	202012	Totals
Receipts													
Receipts from Alberta Facilities	3,652.0	3,391.7	3,569.7	3,538.5	3,674.7	0.0	0.0	0.0	0.0	0.0	0.0	0.0	17,826.6
Receipts from Non-Alberta Facilities	0.0	0.0	0.0	0.0	0.0	0.0	0.0	0.0	0.0	0.0	0.0	0.0	0.0
Dispositions													
Disposition													
Battery	0.0	0.0	0.0	0.0	0.0	0.0	0.0	0.0	0.0	0.0	0.0	0.0	0.0
Gas Gathering System	303.3	289.0	289.8	207.9	0.0	0.0	0.0	0.0	0.0	0.0	0.0	0.0	1,090.0
Gas Plant	0.0	0.0	0.0	0.0	0.0	0.0	0.0	0.0	0.0	0.0	0.0	0.0	0.0
Injection Facility	0.0	0.0	0.0	0.0	0.0	0.0	0.0	0.0	0.0	0.0	0.0	0.0	0.0
Meter Station	3,126.2	2,907.1	3,046.4	3,088.4	3,396.8	0.0	0.0	0.0	0.0	0.0	0.0	0.0	15,564.9
Other	0.0	0.0	0.0	0.0	0.0	0.0	0.0	0.0	0.0	0.0	0.0	0.0	0.0
Alberta Commercial	0.0	0.0	0.0	0.0	0.0	0.0	0.0	0.0	0.0	0.0	0.0	0.0	0.0
Alberta Industrial	0.0	0.0	0.0	0.0	0.0	0.0	0.0	0.0	0.0	0.0	0.0	0.0	0.0
Alberta Residential	0.0	0.0	0.0	0.0	0.0	0.0	0.0	0.0	0.0	0.0	0.0	0.0	0.0
Alberta Elec.Generation	0.0	0.0	0.0	0.0	0.0	0.0	0.0	0.0	0.0	0.0	0.0	0.0	0.0
Shrinkage													
Acid Gas	0.0	0.0	0.0	0.0	0.0	0.0	0.0	0.0	0.0	0.0	0.0	0.0	0.0
Other products	82.1	113.7	99.9	116.6	95.7	0.0	0.0	0.0	0.0	0.0	0.0	0.0	508.0
Fuel	193.5	174.0	194.3	183.6	182.1	0.0	0.0	0.0	0.0	0.0	0.0	0.0	927.5
Flared	0.8	0.2	0.8	1.1	1.1	0.0	0.0	0.0	0.0	0.0	0.0	0.0	4.0
Vented	5.4	5.4	5.4	5.2	4.8	0.0	0.0	0.0	0.0	0.0	0.0	0.0	26.2
Diff and Other	-59.3	-97.7	-66.9	-64.3	-5.8	0.0	0.0	0.0	0.0	0.0	0.0	0.0	-294.0
Process and Frac													
Pentanes Plus	2.2	4.8	0.0	6.9	2.7	0.0	0.0	0.0	0.0	0.0	0.0	0.0	16.6
Propane	0.0	0.0	0.0	0.0	0.0	0.0	0.0	0.0	0.0	0.0	0.0	0.0	0.0
Butanes	0.0	0.0	0.0	0.0	0.0	0.0	0.0	0.0	0.0	0.0	0.0	0.0	0.0
Ethane	0.0	0.0	0.0	0.0	0.0	0.0	0.0	0.0	0.0	0.0	0.0	0.0	0.0
NGL MIX	362.0	484.8	439.4	504.8	415.2	0.0	0.0	0.0	0.0	0.0	0.0	0.0	2,206.2
Sulphur	0.0	0.0	0.0	0.0	0.0	0.0	0.0	0.0	0.0	0.0	0.0	0.0	0.0
Sulphur Closing Inv	0.0	0.0	0.0	0.0	0.0	0.0	0.0	0.0	0.0	0.0	0.0	0.0	0.0

Unit of Measurement: Gas and Gas equivalent products: 1000m3, Liquids: m3, Sulphur: MTS

VPR6200

Facility ID ABGP0001335

Facility Name DEVON CLOVER 9-34 PLANT #1

Facility Licence # 13650

Facility Operator OAW4 PARA

Production Month	202001	202002	202003	202004	202005	202006	202007	202008	202009	202010	202011	202012	Totals
Receipts													
Receipts from Alberta Facilities	1,175.9	1,089.7	806.4	1,271.2	1,193.4	0.0	0.0	0.0	0.0	0.0	0.0	0.0	5,536.6
Receipts from Non-Alberta Facilities	0.0	0.0	0.0	0.0	0.0	0.0	0.0	0.0	0.0	0.0	0.0	0.0	0.0
Dispositions													
Disposition													
Battery	0.0	0.0	0.0	0.0	0.0	0.0	0.0	0.0	0.0	0.0	0.0	0.0	0.0
Gas Gathering System	0.0	0.0	0.0	0.0	0.0	0.0	0.0	0.0	0.0	0.0	0.0	0.0	0.0
Gas Plant	1,165.4	1,079.8	795.9	1,271.2	1,193.4	0.0	0.0	0.0	0.0	0.0	0.0	0.0	5,505.7
Injection Facility	0.0	0.0	0.0	0.0	0.0	0.0	0.0	0.0	0.0	0.0	0.0	0.0	0.0
Meter Station	0.0	0.0	0.0	0.0	0.0	0.0	0.0	0.0	0.0	0.0	0.0	0.0	0.0
Other	0.0	0.0	0.0	0.0	0.0	0.0	0.0	0.0	0.0	0.0	0.0	0.0	0.0
Alberta Commercial	0.0	0.0	0.0	0.0	0.0	0.0	0.0	0.0	0.0	0.0	0.0	0.0	0.0
Alberta Industrial	0.0	0.0	0.0	0.0	0.0	0.0	0.0	0.0	0.0	0.0	0.0	0.0	0.0
Alberta Residential	0.0	0.0	0.0	0.0	0.0	0.0	0.0	0.0	0.0	0.0	0.0	0.0	0.0
Alberta Elec.Generation	0.0	0.0	0.0	0.0	0.0	0.0	0.0	0.0	0.0	0.0	0.0	0.0	0.0
Shrinkage													
Acid Gas	0.0	0.0	0.0	0.0	0.0	0.0	0.0	0.0	0.0	0.0	0.0	0.0	0.0
Other products	0.0	0.0	0.0	0.0	0.0	0.0	0.0	0.0	0.0	0.0	0.0	0.0	0.0
Fuel	10.5	9.9	10.5	0.0	0.0	0.0	0.0	0.0	0.0	0.0	0.0	0.0	30.9
Flared	0.0	0.0	0.0	0.0	0.0	0.0	0.0	0.0	0.0	0.0	0.0	0.0	0.0
Vented	0.0	0.0	0.0	0.0	0.0	0.0	0.0	0.0	0.0	0.0	0.0	0.0	0.0
Diff and Other	0.0	0.0	0.0	0.0	0.0	0.0	0.0	0.0	0.0	0.0	0.0	0.0	0.0
Process and Frac													
Pentanes Plus	0.0	0.0	0.0	0.0	0.0	0.0	0.0	0.0	0.0	0.0	0.0	0.0	0.0
Propane	0.0	0.0	0.0	0.0	0.0	0.0	0.0	0.0	0.0	0.0	0.0	0.0	0.0
Butanes	0.0	0.0	0.0	0.0	0.0	0.0	0.0	0.0	0.0	0.0	0.0	0.0	0.0
Ethane	0.0	0.0	0.0	0.0	0.0	0.0	0.0	0.0	0.0	0.0	0.0	0.0	0.0
NGL MIX	0.0	0.0	0.0	0.0	0.0	0.0	0.0	0.0	0.0	0.0	0.0	0.0	0.0
Sulphur	0.0	0.0	0.0	0.0	0.0	0.0	0.0	0.0	0.0	0.0	0.0	0.0	0.0
Sulphur Closing Inv	0.0	0.0	0.0	0.0	0.0	0.0	0.0	0.0	0.0	0.0	0.0	0.0	0.0

Unit of Measurement: Gas and Gas equivalent products: 1000m3, Liquids: m3, Sulphur: MTS

VPR6200

Facility ID ABGP0001340
Facility Licence # 12480

Facility Name STELLARTON EDSON
Facility Operator A517 LONG RUN

Production Month	202001	202002	202003	202004	202005	202006	202007	202008	202009	202010	202011	202012	Totals
Receipts													
Receipts from Alberta Facilities	10,189.6	10,323.0	10,541.1	9,113.6	9,433.2	0.0	0.0	0.0	0.0	0.0	0.0	0.0	49,600.5
Receipts from Non-Alberta Facilities	0.0	0.0	0.0	0.0	0.0	0.0	0.0	0.0	0.0	0.0	0.0	0.0	0.0
Dispositions													
Disposition													
Battery	1,369.2	1,133.4	1,106.7	13.4	13.8	0.0	0.0	0.0	0.0	0.0	0.0	0.0	3,636.5
Gas Gathering System	8,517.7	8,779.8	9,211.9	8,797.4	9,116.6	0.0	0.0	0.0	0.0	0.0	0.0	0.0	44,423.4
Gas Plant	0.0	0.0	0.0	0.0	0.0	0.0	0.0	0.0	0.0	0.0	0.0	0.0	0.0
Injection Facility	0.0	0.0	0.0	0.0	0.0	0.0	0.0	0.0	0.0	0.0	0.0	0.0	0.0
Meter Station	0.0	0.0	0.0	0.0	0.0	0.0	0.0	0.0	0.0	0.0	0.0	0.0	0.0
Other	0.0	0.0	0.0	0.0	0.0	0.0	0.0	0.0	0.0	0.0	0.0	0.0	0.0
Alberta Commercial	0.0	0.0	0.0	0.0	0.0	0.0	0.0	0.0	0.0	0.0	0.0	0.0	0.0
Alberta Industrial	0.0	0.0	0.0	0.0	0.0	0.0	0.0	0.0	0.0	0.0	0.0	0.0	0.0
Alberta Residential	0.0	0.0	0.0	0.0	0.0	0.0	0.0	0.0	0.0	0.0	0.0	0.0	0.0
Alberta Elec.Generation	0.0	0.0	0.0	0.0	0.0	0.0	0.0	0.0	0.0	0.0	0.0	0.0	0.0
Shrinkage													
Acid Gas	0.0	0.0	0.0	0.0	0.0	0.0	0.0	0.0	0.0	0.0	0.0	0.0	0.0
Other products	81.2	92.9	87.0	71.9	69.9	0.0	0.0	0.0	0.0	0.0	0.0	0.0	402.9
Fuel	48.7	91.6	29.6	41.9	42.6	0.0	0.0	0.0	0.0	0.0	0.0	0.0	254.4
Flared	0.6	2.1	1.4	1.3	0.9	0.0	0.0	0.0	0.0	0.0	0.0	0.0	6.3
Vented	2.2	2.8	1.8	2.4	1.2	0.0	0.0	0.0	0.0	0.0	0.0	0.0	10.4
Diff and Other	170.0	220.4	102.7	185.3	188.2	0.0	0.0	0.0	0.0	0.0	0.0	0.0	866.6
Process and Frac													
Pentanes Plus	392.8	449.4	421.1	347.8	338.2	0.0	0.0	0.0	0.0	0.0	0.0	0.0	1,949.3
Propane	0.0	0.0	0.0	0.0	0.0	0.0	0.0	0.0	0.0	0.0	0.0	0.0	0.0
Butanes	0.0	0.0	0.0	0.0	0.0	0.0	0.0	0.0	0.0	0.0	0.0	0.0	0.0
Ethane	0.0	0.0	0.0	0.0	0.0	0.0	0.0	0.0	0.0	0.0	0.0	0.0	0.0
NGL MIX	0.0	0.0	0.0	0.0	0.0	0.0	0.0	0.0	0.0	0.0	0.0	0.0	0.0
Sulphur	0.0	0.0	0.0	0.0	0.0	0.0	0.0	0.0	0.0	0.0	0.0	0.0	0.0
Sulphur Closing Inv	0.0	0.0	0.0	0.0	0.0	0.0	0.0	0.0	0.0	0.0	0.0	0.0	0.0

Unit of Measurement: Gas and Gas equivalent products: 1000m3, Liquids: m3, Sulphur: MTS

VPR6200

Facility ID ABGP0001343

Facility Name GOODFARE 04-19-072-11W6 GAS PLANT

Facility Licence # 15229

Facility Operator A74Y TIDEWATER

Production Month	202001	202002	202003	202004	202005	202006	202007	202008	202009	202010	202011	202012	Totals
Receipts													
Receipts from Alberta Facilities	6,014.9	5,757.6	6,052.9	5,482.3	5,497.9	0.0	0.0	0.0	0.0	0.0	0.0	0.0	28,805.6
Receipts from Non-Alberta Facilities	0.0	0.0	0.0	0.0	0.0	0.0	0.0	0.0	0.0	0.0	0.0	0.0	0.0
Dispositions													
Disposition													
Battery	0.0	0.0	0.0	0.0	0.0	0.0	0.0	0.0	0.0	0.0	0.0	0.0	0.0
Gas Gathering System	0.0	0.0	0.0	0.0	0.0	0.0	0.0	0.0	0.0	0.0	0.0	0.0	0.0
Gas Plant	0.0	0.0	0.0	0.0	0.0	0.0	0.0	0.0	0.0	0.0	0.0	0.0	0.0
Injection Facility	0.0	0.0	0.0	0.0	0.0	0.0	0.0	0.0	0.0	0.0	0.0	0.0	0.0
Meter Station	5,922.6	5,602.7	5,826.3	5,364.7	5,288.3	0.0	0.0	0.0	0.0	0.0	0.0	0.0	28,004.6
Other	0.0	0.0	0.0	0.0	0.0	0.0	0.0	0.0	0.0	0.0	0.0	0.0	0.0
Alberta Commercial	0.0	0.0	0.0	0.0	0.0	0.0	0.0	0.0	0.0	0.0	0.0	0.0	0.0
Alberta Industrial	0.0	0.0	0.0	0.0	0.0	0.0	0.0	0.0	0.0	0.0	0.0	0.0	0.0
Alberta Residential	0.0	0.0	0.0	0.0	0.0	0.0	0.0	0.0	0.0	0.0	0.0	0.0	0.0
Alberta Elec.Generation	0.0	0.0	0.0	0.0	0.0	0.0	0.0	0.0	0.0	0.0	0.0	0.0	0.0
Shrinkage													
Acid Gas	0.0	0.0	0.0	0.0	0.0	0.0	0.0	0.0	0.0	0.0	0.0	0.0	0.0
Other products	61.7	71.0	70.7	68.5	68.9	0.0	0.0	0.0	0.0	0.0	0.0	0.0	340.8
Fuel	71.7	71.2	77.5	66.6	62.5	0.0	0.0	0.0	0.0	0.0	0.0	0.0	349.5
Flared	0.1	1.1	0.1	0.0	0.6	0.0	0.0	0.0	0.0	0.0	0.0	0.0	1.9
Vented	0.0	0.0	0.0	0.0	0.0	0.0	0.0	0.0	0.0	0.0	0.0	0.0	0.0
Diff and Other	-41.2	11.6	78.3	-17.5	77.6	0.0	0.0	0.0	0.0	0.0	0.0	0.0	108.8
Process and Frac													
Pentanes Plus	298.5	343.4	342.1	331.4	333.2	0.0	0.0	0.0	0.0	0.0	0.0	0.0	1,648.6
Propane	0.0	0.0	0.0	0.0	0.0	0.0	0.0	0.0	0.0	0.0	0.0	0.0	0.0
Butanes	0.0	0.0	0.0	0.0	0.0	0.0	0.0	0.0	0.0	0.0	0.0	0.0	0.0
Ethane	0.0	0.0	0.0	0.0	0.0	0.0	0.0	0.0	0.0	0.0	0.0	0.0	0.0
NGL MIX	0.0	0.0	0.0	0.0	0.0	0.0	0.0	0.0	0.0	0.0	0.0	0.0	0.0
Sulphur	0.0	0.0	0.0	0.0	0.0	0.0	0.0	0.0	0.0	0.0	0.0	0.0	0.0
Sulphur Closing Inv	0.0	0.0	0.0	0.0	0.0	0.0	0.0	0.0	0.0	0.0	0.0	0.0	0.0

Unit of Measurement: Gas and Gas equivalent products: 1000m3, Liquids: m3, Sulphur: MTS

VPR6200

Facility ID ABGP0001344
Facility Licence # 3844

Facility Name PANCDN ENTICE
Facility Operator A1H9 EMBER

Production Month	202001	202002	202003	202004	202005	202006	202007	202008	202009	202010	202011	202012	Totals
Receipts													
Receipts from Alberta Facilities	8,180.8	9,085.6	9,553.7	8,969.2	9,540.9	0.0	0.0	0.0	0.0	0.0	0.0	0.0	45,330.2
Receipts from Non-Alberta Facilities	0.0	0.0	0.0	0.0	0.0	0.0	0.0	0.0	0.0	0.0	0.0	0.0	0.0
Dispositions													
Disposition													
Battery	62.3	61.2	63.8	60.5	66.0	0.0	0.0	0.0	0.0	0.0	0.0	0.0	313.8
Gas Gathering System	280.6	269.3	287.5	271.2	268.3	0.0	0.0	0.0	0.0	0.0	0.0	0.0	1,376.9
Gas Plant	0.0	0.0	0.0	0.0	0.0	0.0	0.0	0.0	0.0	0.0	0.0	0.0	0.0
Injection Facility	0.0	0.0	0.0	0.0	0.0	0.0	0.0	0.0	0.0	0.0	0.0	0.0	0.0
Meter Station	7,763.6	8,700.7	9,140.6	8,571.2	9,113.7	0.0	0.0	0.0	0.0	0.0	0.0	0.0	43,289.8
Other	0.0	0.0	0.0	0.0	0.0	0.0	0.0	0.0	0.0	0.0	0.0	0.0	0.0
Alberta Commercial	0.0	0.0	0.0	0.0	0.0	0.0	0.0	0.0	0.0	0.0	0.0	0.0	0.0
Alberta Industrial	0.0	0.0	0.0	0.0	0.0	0.0	0.0	0.0	0.0	0.0	0.0	0.0	0.0
Alberta Residential	0.0	0.0	0.0	0.0	0.0	0.0	0.0	0.0	0.0	0.0	0.0	0.0	0.0
Alberta Elec.Generation	0.0	0.0	0.0	0.0	0.0	0.0	0.0	0.0	0.0	0.0	0.0	0.0	0.0
Shrinkage													
Acid Gas	0.0	0.0	0.0	0.0	0.0	0.0	0.0	0.0	0.0	0.0	0.0	0.0	0.0
Other products	8.6	8.7	9.1	12.9	0.0	0.0	0.0	0.0	0.0	0.0	0.0	0.0	39.3
Fuel	60.9	61.2	63.8	0.0	61.7	0.0	0.0	0.0	0.0	0.0	0.0	0.0	247.6
Flared	0.0	0.0	0.0	0.0	0.0	0.0	0.0	0.0	0.0	0.0	0.0	0.0	0.0
Vented	0.0	0.4	0.0	0.0	0.4	0.0	0.0	0.0	0.0	0.0	0.0	0.0	0.8
Diff and Other	4.8	-15.9	-11.1	53.4	30.8	0.0	0.0	0.0	0.0	0.0	0.0	0.0	62.0
Process and Frac													
Pentanes Plus	41.6	42.3	43.8	62.5	0.0	0.0	0.0	0.0	0.0	0.0	0.0	0.0	190.2
Propane	0.0	0.0	0.0	0.0	0.0	0.0	0.0	0.0	0.0	0.0	0.0	0.0	0.0
Butanes	0.0	0.0	0.0	0.0	0.0	0.0	0.0	0.0	0.0	0.0	0.0	0.0	0.0
Ethane	0.0	0.0	0.0	0.0	0.0	0.0	0.0	0.0	0.0	0.0	0.0	0.0	0.0
NGL MIX	0.0	0.0	0.0	0.0	0.0	0.0	0.0	0.0	0.0	0.0	0.0	0.0	0.0
Sulphur	0.0	0.0	0.0	0.0	0.0	0.0	0.0	0.0	0.0	0.0	0.0	0.0	0.0
Sulphur Closing Inv	0.0	0.0	0.0	0.0	0.0	0.0	0.0	0.0	0.0	0.0	0.0	0.0	0.0

Unit of Measurement: Gas and Gas equivalent products: 1000m3, Liquids: m3, Sulphur: MTS

VPR6200

Facility ID ABGP0001350
Facility Licence # 15022

Facility Name ELMWORTH 4-8-70-11W6
Facility Operator A5D4 CVE

Production Month	202001	202002	202003	202004	202005	202006	202007	202008	202009	202010	202011	202012	Totals
Receipts													
Receipts from Alberta Facilities	126,446.9	124,062.4	128,725.6	123,203.1	126,449.0	0.0	0.0	0.0	0.0	0.0	0.0	0.0	628,887.0
Receipts from Non-Alberta Facilities	0.0	0.0	0.0	0.0	283.6	0.0	0.0	0.0	0.0	0.0	0.0	0.0	283.6
Dispositions													
Disposition													
Battery	0.0	133.1	137.2	128.2	138.4	0.0	0.0	0.0	0.0	0.0	0.0	0.0	536.9
Gas Gathering System	548.1	389.7	390.6	352.1	396.5	0.0	0.0	0.0	0.0	0.0	0.0	0.0	2,077.0
Gas Plant	3,070.0	2,121.5	1,588.2	1,505.6	1,305.8	0.0	0.0	0.0	0.0	0.0	0.0	0.0	9,591.1
Injection Facility	0.0	0.0	0.0	0.0	0.0	0.0	0.0	0.0	0.0	0.0	0.0	0.0	0.0
Meter Station	105,047.8	104,650.4	109,314.5	107,341.2	110,259.5	0.0	0.0	0.0	0.0	0.0	0.0	0.0	536,613.4
Other	0.0	0.0	0.0	0.0	0.0	0.0	0.0	0.0	0.0	0.0	0.0	0.0	0.0
Alberta Commercial	0.0	0.0	0.0	0.0	0.0	0.0	0.0	0.0	0.0	0.0	0.0	0.0	0.0
Alberta Industrial	0.0	0.0	0.0	0.0	0.0	0.0	0.0	0.0	0.0	0.0	0.0	0.0	0.0
Alberta Residential	1,085.5	0.0	1,080.5	322.8	196.2	0.0	0.0	0.0	0.0	0.0	0.0	0.0	2,685.0
Alberta Elec.Generation	0.0	0.0	0.0	0.0	0.0	0.0	0.0	0.0	0.0	0.0	0.0	0.0	0.0
Shrinkage													
Acid Gas	2,769.6	2,717.1	2,780.3	2,631.1	2,679.7	0.0	0.0	0.0	0.0	0.0	0.0	0.0	13,577.8
Other products	6,723.2	6,633.8	7,017.3	6,279.5	6,979.0	0.0	0.0	0.0	0.0	0.0	0.0	0.0	33,632.8
Fuel	4,150.3	3,803.3	4,074.7	3,927.8	4,074.8	0.0	0.0	0.0	0.0	0.0	0.0	0.0	20,030.9
Flared	649.6	617.6	655.0	669.9	609.7	0.0	0.0	0.0	0.0	0.0	0.0	0.0	3,201.8
Vented	1.2	1.2	1.2	1.2	1.2	0.0	0.0	0.0	0.0	0.0	0.0	0.0	6.0
Diff and Other	2,401.6	2,994.7	1,686.1	43.7	91.8	0.0	0.0	0.0	0.0	0.0	0.0	0.0	7,217.9
Process and Frac													
Pentanes Plus	618.3	399.4	794.6	494.9	682.2	0.0	0.0	0.0	0.0	0.0	0.0	0.0	2,989.4
Propane	0.0	0.0	0.0	0.0	0.0	0.0	0.0	0.0	0.0	0.0	0.0	0.0	0.0
Butanes	0.0	0.0	0.0	0.0	0.0	0.0	0.0	0.0	0.0	0.0	0.0	0.0	0.0
Ethane	0.0	0.0	0.0	0.0	0.0	0.0	0.0	0.0	0.0	0.0	0.0	0.0	0.0
NGL MIX	24,211.4	24,103.0	25,166.0	22,689.3	25,094.4	0.0	0.0	0.0	0.0	0.0	0.0	0.0	121,264.1
Sulphur	0.0	0.0	0.0	0.0	0.0	0.0	0.0	0.0	0.0	0.0	0.0	0.0	0.0
Sulphur Closing Inv	0.0	0.0	0.0	0.0	0.0	0.0	0.0	0.0	0.0	0.0	0.0	0.0	0.0

Unit of Measurement: Gas and Gas equivalent products: 1000m3, Liquids: m3, Sulphur: MTS

VPR6200

Facility ID ABGP0001351
Facility Licence # 14947

Facility Name ELMWORTH 4-8-69-8w6
Facility Operator OHE9 CNRL

Production Month	202001	202002	202003	202004	202005	202006	202007	202008	202009	202010	202011	202012	Totals
Receipts													
Receipts from Alberta Facilities	212,531.9	205,520.7	214,429.5	207,345.5	213,472.5	0.0	0.0	0.0	0.0	0.0	0.0	0.0	1,053,300.1
Receipts from Non-Alberta Facilities	0.0	0.0	0.0	0.0	0.0	0.0	0.0	0.0	0.0	0.0	0.0	0.0	0.0
Dispositions													
Disposition													
Battery	502.8	536.6	407.4	159.3	164.3	0.0	0.0	0.0	0.0	0.0	0.0	0.0	1,770.4
Gas Gathering System	2,649.8	2,380.3	2,888.4	2,738.7	3,338.1	0.0	0.0	0.0	0.0	0.0	0.0	0.0	13,995.3
Gas Plant	0.0	0.0	0.0	0.0	0.0	0.0	0.0	0.0	0.0	0.0	0.0	0.0	0.0
Injection Facility	0.0	0.0	0.0	0.0	0.0	0.0	0.0	0.0	0.0	0.0	0.0	0.0	0.0
Meter Station	185,602.2	180,420.6	191,468.9	181,968.2	191,378.2	0.0	0.0	0.0	0.0	0.0	0.0	0.0	930,838.1
Other	0.0	0.0	0.0	0.0	0.0	0.0	0.0	0.0	0.0	0.0	0.0	0.0	0.0
Alberta Commercial	0.0	0.0	0.0	0.0	0.0	0.0	0.0	0.0	0.0	0.0	0.0	0.0	0.0
Alberta Industrial	0.0	0.0	0.0	0.0	0.0	0.0	0.0	0.0	0.0	0.0	0.0	0.0	0.0
Alberta Residential	0.0	0.0	0.0	0.0	0.0	0.0	0.0	0.0	0.0	0.0	0.0	0.0	0.0
Alberta Elec.Generation	0.0	0.0	0.0	0.0	0.0	0.0	0.0	0.0	0.0	0.0	0.0	0.0	0.0
Shrinkage													
Acid Gas	0.0	0.0	0.0	0.0	0.0	0.0	0.0	0.0	0.0	0.0	0.0	0.0	0.0
Other products	22,785.5	22,156.6	19,435.8	20,538.9	19,506.4	0.0	0.0	0.0	0.0	0.0	0.0	0.0	104,423.2
Fuel	4,195.2	3,803.4	4,254.5	4,029.9	4,000.6	0.0	0.0	0.0	0.0	0.0	0.0	0.0	20,283.6
Flared	191.5	174.9	178.4	188.3	208.3	0.0	0.0	0.0	0.0	0.0	0.0	0.0	941.4
Vented	0.0	0.0	0.0	0.0	0.0	0.0	0.0	0.0	0.0	0.0	0.0	0.0	0.0
Diff and Other	-3,395.1	-3,951.7	-4,203.9	-2,277.8	-5,123.4	0.0	0.0	0.0	0.0	0.0	0.0	0.0	-18,951.9
Process and Frac													
Pentanes Plus	1,127.6	1,016.2	881.5	972.6	1,043.3	0.0	0.0	0.0	0.0	0.0	0.0	0.0	5,041.2
Propane	0.0	0.0	0.0	0.0	0.0	0.0	0.0	0.0	0.0	0.0	0.0	0.0	0.0
Butanes	0.0	0.0	0.0	0.0	0.0	0.0	0.0	0.0	0.0	0.0	0.0	0.0	0.0
Ethane	0.0	0.0	0.0	0.0	0.0	0.0	0.0	0.0	0.0	0.0	0.0	0.0	0.0
NGL MIX	82,589.2	80,621.0	70,621.2	74,549.0	70,853.3	0.0	0.0	0.0	0.0	0.0	0.0	0.0	379,233.7
Sulphur	0.0	0.0	0.0	0.0	0.0	0.0	0.0	0.0	0.0	0.0	0.0	0.0	0.0
Sulphur Closing Inv	0.0	0.0	0.0	0.0	0.0	0.0	0.0	0.0	0.0	0.0	0.0	0.0	0.0

Unit of Measurement: Gas and Gas equivalent products: 1000m3, Liquids: m3, Sulphur: MTS

VPR6200

Facility ID ABGP0001353
Facility Licence # 6754

Facility Name IMPERIAL FERRIER
Facility Operator A5BE WHITECAP

Production Month	202001	202002	202003	202004	202005	202006	202007	202008	202009	202010	202011	202012	Totals
Receipts													
Receipts from Alberta Facilities	8,543.9	8,033.3	8,586.1	8,397.3	8,334.1	0.0	0.0	0.0	0.0	0.0	0.0	0.0	41,894.7
Receipts from Non-Alberta Facilities	0.0	0.0	0.0	0.0	0.0	0.0	0.0	0.0	0.0	0.0	0.0	0.0	0.0
Dispositions													
Disposition													
Battery	0.0	0.0	0.0	0.0	0.0	0.0	0.0	0.0	0.0	0.0	0.0	0.0	0.0
Gas Gathering System	0.0	0.0	0.0	0.0	0.0	0.0	0.0	0.0	0.0	0.0	0.0	0.0	0.0
Gas Plant	0.0	0.0	0.0	0.0	0.0	0.0	0.0	0.0	0.0	0.0	0.0	0.0	0.0
Injection Facility	0.0	0.0	0.0	0.0	0.0	0.0	0.0	0.0	0.0	0.0	0.0	0.0	0.0
Meter Station	7,670.5	7,069.3	7,469.3	7,320.6	7,212.3	0.0	0.0	0.0	0.0	0.0	0.0	0.0	36,742.0
Other	0.0	0.0	0.0	0.0	0.0	0.0	0.0	0.0	0.0	0.0	0.0	0.0	0.0
Alberta Commercial	0.0	0.0	0.0	0.0	0.0	0.0	0.0	0.0	0.0	0.0	0.0	0.0	0.0
Alberta Industrial	0.0	0.0	0.0	0.0	0.0	0.0	0.0	0.0	0.0	0.0	0.0	0.0	0.0
Alberta Residential	0.0	0.0	0.0	0.0	0.0	0.0	0.0	0.0	0.0	0.0	0.0	0.0	0.0
Alberta Elec.Generation	0.0	0.0	0.0	0.0	0.0	0.0	0.0	0.0	0.0	0.0	0.0	0.0	0.0
Shrinkage													
Acid Gas	0.0	0.0	0.0	0.0	0.0	0.0	0.0	0.0	0.0	0.0	0.0	0.0	0.0
Other products	360.9	289.3	421.0	422.0	447.0	0.0	0.0	0.0	0.0	0.0	0.0	0.0	1,940.2
Fuel	646.3	589.0	706.3	682.1	677.2	0.0	0.0	0.0	0.0	0.0	0.0	0.0	3,300.9
Flared	0.0	0.0	0.0	0.0	0.0	0.0	0.0	0.0	0.0	0.0	0.0	0.0	0.0
Vented	0.0	0.0	0.0	0.0	0.0	0.0	0.0	0.0	0.0	0.0	0.0	0.0	0.0
Diff and Other	-133.8	85.7	-10.5	-27.4	-2.4	0.0	0.0	0.0	0.0	0.0	0.0	0.0	-88.4
Process and Frac													
Pentanes Plus	0.0	0.0	0.0	0.0	0.0	0.0	0.0	0.0	0.0	0.0	0.0	0.0	0.0
Propane	0.0	0.0	0.0	0.0	0.0	0.0	0.0	0.0	0.0	0.0	0.0	0.0	0.0
Butanes	0.0	0.0	0.0	0.0	0.0	0.0	0.0	0.0	0.0	0.0	0.0	0.0	0.0
Ethane	0.0	0.0	0.0	0.0	0.0	0.0	0.0	0.0	0.0	0.0	0.0	0.0	0.0
NGL MIX	1,471.7	1,172.5	1,705.7	1,712.9	1,821.9	0.0	0.0	0.0	0.0	0.0	0.0	0.0	7,884.7
Sulphur	0.0	0.0	0.0	0.0	0.0	0.0	0.0	0.0	0.0	0.0	0.0	0.0	0.0
Sulphur Closing Inv	0.0	0.0	0.0	0.0	0.0	0.0	0.0	0.0	0.0	0.0	0.0	0.0	0.0

Unit of Measurement: Gas and Gas equivalent products: 1000m3, Liquids: m3, Sulphur: MTS

VPR6200

Facility ID ABGP0001368

Facility Name ARGONAUTS THORSBY

Facility Licence # 11191

Facility Operator A632

Production Month	202001	202002	202003	202004	202005	202006	202007	202008	202009	202010	202011	202012	Totals
	SHUTIN	SHUTIN	SHUTIN	SHUTIN	SHUTIN								
Receipts													
Receipts from Alberta Facilities	0.0	0.0	0.0	0.0	0.0	0.0	0.0	0.0	0.0	0.0	0.0	0.0	0.0
Receipts from Non-Alberta Facilities	0.0	0.0	0.0	0.0	0.0	0.0	0.0	0.0	0.0	0.0	0.0	0.0	0.0
Dispositions													
Disposition													
Battery	0.0	0.0	0.0	0.0	0.0	0.0	0.0	0.0	0.0	0.0	0.0	0.0	0.0
Gas Gathering System	0.0	0.0	0.0	0.0	0.0	0.0	0.0	0.0	0.0	0.0	0.0	0.0	0.0
Gas Plant	0.0	0.0	0.0	0.0	0.0	0.0	0.0	0.0	0.0	0.0	0.0	0.0	0.0
Injection Facility	0.0	0.0	0.0	0.0	0.0	0.0	0.0	0.0	0.0	0.0	0.0	0.0	0.0
Meter Station	0.0	0.0	0.0	0.0	0.0	0.0	0.0	0.0	0.0	0.0	0.0	0.0	0.0
Other	0.0	0.0	0.0	0.0	0.0	0.0	0.0	0.0	0.0	0.0	0.0	0.0	0.0
Alberta Commercial	0.0	0.0	0.0	0.0	0.0	0.0	0.0	0.0	0.0	0.0	0.0	0.0	0.0
Alberta Industrial	0.0	0.0	0.0	0.0	0.0	0.0	0.0	0.0	0.0	0.0	0.0	0.0	0.0
Alberta Residential	0.0	0.0	0.0	0.0	0.0	0.0	0.0	0.0	0.0	0.0	0.0	0.0	0.0
Alberta Elec.Generation	0.0	0.0	0.0	0.0	0.0	0.0	0.0	0.0	0.0	0.0	0.0	0.0	0.0
Shrinkage													
Acid Gas	0.0	0.0	0.0	0.0	0.0	0.0	0.0	0.0	0.0	0.0	0.0	0.0	0.0
Other products	0.0	0.0	0.0	0.0	0.0	0.0	0.0	0.0	0.0	0.0	0.0	0.0	0.0
Fuel	0.0	0.0	0.0	0.0	0.0	0.0	0.0	0.0	0.0	0.0	0.0	0.0	0.0
Flared	0.0	0.0	0.0	0.0	0.0	0.0	0.0	0.0	0.0	0.0	0.0	0.0	0.0
Vented	0.0	0.0	0.0	0.0	0.0	0.0	0.0	0.0	0.0	0.0	0.0	0.0	0.0
Diff and Other	0.0	0.0	0.0	0.0	0.0	0.0	0.0	0.0	0.0	0.0	0.0	0.0	0.0
Process and Frac													
Pentanes Plus	0.0	0.0	0.0	0.0	0.0	0.0	0.0	0.0	0.0	0.0	0.0	0.0	0.0
Propane	0.0	0.0	0.0	0.0	0.0	0.0	0.0	0.0	0.0	0.0	0.0	0.0	0.0
Butanes	0.0	0.0	0.0	0.0	0.0	0.0	0.0	0.0	0.0	0.0	0.0	0.0	0.0
Ethane	0.0	0.0	0.0	0.0	0.0	0.0	0.0	0.0	0.0	0.0	0.0	0.0	0.0
NGL MIX	0.0	0.0	0.0	0.0	0.0	0.0	0.0	0.0	0.0	0.0	0.0	0.0	0.0
Sulphur	0.0	0.0	0.0	0.0	0.0	0.0	0.0	0.0	0.0	0.0	0.0	0.0	0.0
Sulphur Closing Inv	0.0	0.0	0.0	0.0	0.0	0.0	0.0	0.0	0.0	0.0	0.0	0.0	0.0

Unit of Measurement: Gas and Gas equivalent products: 1000m3, Liquids: m3, Sulphur: MTS

VPR6200

Facility ID ABGP0001370
Facility Licence # 20805

Facility Name KEYERA BRAZ NORTH PLT 16-35-48-12W5
Facility Operator AOC0 KEYERA

Production Month	202001	202002	202003	202004	202005	202006	202007	202008	202009	202010	202011	202012	Totals
Receipts													
Receipts from Alberta Facilities	39,811.4	38,478.7	39,908.9	32,995.3	21,829.0	0.0	0.0	0.0	0.0	0.0	0.0	0.0	173,023.3
Receipts from Non-Alberta Facilities	0.0	0.0	0.0	0.0	0.0	0.0	0.0	0.0	0.0	0.0	0.0	0.0	0.0
Dispositions													
Disposition													
Battery	0.0	0.0	0.0	0.0	0.0	0.0	0.0	0.0	0.0	0.0	0.0	0.0	0.0
Gas Gathering System	108.8	111.5	97.2	103.5	105.9	0.0	0.0	0.0	0.0	0.0	0.0	0.0	526.9
Gas Plant	0.0	0.0	0.0	0.0	0.0	0.0	0.0	0.0	0.0	0.0	0.0	0.0	0.0
Injection Facility	0.0	0.0	0.0	0.0	0.0	0.0	0.0	0.0	0.0	0.0	0.0	0.0	0.0
Meter Station	38,946.7	37,542.3	39,068.4	32,233.6	20,052.7	0.0	0.0	0.0	0.0	0.0	0.0	0.0	167,843.7
Other	0.0	0.0	0.0	0.0	0.0	0.0	0.0	0.0	0.0	0.0	0.0	0.0	0.0
Alberta Commercial	0.0	0.0	0.0	0.0	0.0	0.0	0.0	0.0	0.0	0.0	0.0	0.0	0.0
Alberta Industrial	0.0	0.0	0.0	0.0	0.0	0.0	0.0	0.0	0.0	0.0	0.0	0.0	0.0
Alberta Residential	0.0	0.0	0.0	0.0	0.0	0.0	0.0	0.0	0.0	0.0	0.0	0.0	0.0
Alberta Elec.Generation	0.0	0.0	0.0	0.0	0.0	0.0	0.0	0.0	0.0	0.0	0.0	0.0	0.0
Shrinkage													
Acid Gas	0.0	0.0	0.0	0.0	0.0	0.0	0.0	0.0	0.0	0.0	0.0	0.0	0.0
Other products	956.9	1,023.0	1,037.1	983.6	1,082.0	0.0	0.0	0.0	0.0	0.0	0.0	0.0	5,082.6
Fuel	599.8	575.0	647.1	558.0	612.0	0.0	0.0	0.0	0.0	0.0	0.0	0.0	2,991.9
Flared	0.0	1.0	0.2	0.2	4.5	0.0	0.0	0.0	0.0	0.0	0.0	0.0	5.9
Vented	2.5	1.9	1.3	0.0	0.0	0.0	0.0	0.0	0.0	0.0	0.0	0.0	5.7
Diff and Other	-803.3	-776.0	-942.4	-883.6	-28.1	0.0	0.0	0.0	0.0	0.0	0.0	0.0	-3,433.4
Process and Frac													
Pentanes Plus	1,312.4	1,207.8	1,113.5	938.4	880.3	0.0	0.0	0.0	0.0	0.0	0.0	0.0	5,452.4
Propane	0.0	0.0	0.0	0.0	0.0	0.0	0.0	0.0	0.0	0.0	0.0	0.0	0.0
Butanes	0.0	0.0	0.0	0.0	0.0	0.0	0.0	0.0	0.0	0.0	0.0	0.0	0.0
Ethane	0.0	0.0	0.0	0.0	0.0	0.0	0.0	0.0	0.0	0.0	0.0	0.0	0.0
NGL MIX	2,851.5	3,177.7	3,322.3	3,245.8	3,707.7	0.0	0.0	0.0	0.0	0.0	0.0	0.0	16,305.0
Sulphur	0.0	0.0	0.0	0.0	0.0	0.0	0.0	0.0	0.0	0.0	0.0	0.0	0.0
Sulphur Closing Inv	0.0	0.0	0.0	0.0	0.0	0.0	0.0	0.0	0.0	0.0	0.0	0.0	0.0

Unit of Measurement: Gas and Gas equivalent products: 1000m3, Liquids: m3, Sulphur: MTS

VPR6200

Facility ID ABGP0001379
Facility Licence # 8286

Facility Name FERRIER 1-34-40-9W5
Facility Operator OHE9 CNRL

Production Month	202001	202002	202003	202004	202005	202006	202007	202008	202009	202010	202011	202012	Totals
Receipts													
Receipts from Alberta Facilities	11,879.2	11,416.4	12,229.3	11,511.6	11,789.2	0.0	0.0	0.0	0.0	0.0	0.0	0.0	58,825.7
Receipts from Non-Alberta Facilities	0.0	0.0	0.0	0.0	0.0	0.0	0.0	0.0	0.0	0.0	0.0	0.0	0.0
Dispositions													
Disposition													
Battery	0.0	0.0	0.0	0.0	0.0	0.0	0.0	0.0	0.0	0.0	0.0	0.0	0.0
Gas Gathering System	0.0	0.0	0.0	0.0	0.0	0.0	0.0	0.0	0.0	0.0	0.0	0.0	0.0
Gas Plant	0.0	0.0	0.0	0.0	0.0	0.0	0.0	0.0	0.0	0.0	0.0	0.0	0.0
Injection Facility	0.0	0.0	0.0	0.0	0.0	0.0	0.0	0.0	0.0	0.0	0.0	0.0	0.0
Meter Station	10,954.2	10,611.1	11,371.2	10,677.9	10,961.0	0.0	0.0	0.0	0.0	0.0	0.0	0.0	54,575.4
Other	0.0	0.0	0.0	0.0	0.0	0.0	0.0	0.0	0.0	0.0	0.0	0.0	0.0
Alberta Commercial	0.0	0.0	0.0	0.0	0.0	0.0	0.0	0.0	0.0	0.0	0.0	0.0	0.0
Alberta Industrial	0.0	0.0	0.0	0.0	0.0	0.0	0.0	0.0	0.0	0.0	0.0	0.0	0.0
Alberta Residential	0.0	0.0	0.0	0.0	0.0	0.0	0.0	0.0	0.0	0.0	0.0	0.0	0.0
Alberta Elec.Generation	0.0	0.0	0.0	0.0	0.0	0.0	0.0	0.0	0.0	0.0	0.0	0.0	0.0
Shrinkage													
Acid Gas	0.0	0.0	0.0	0.0	0.0	0.0	0.0	0.0	0.0	0.0	0.0	0.0	0.0
Other products	532.3	504.0	541.1	520.1	515.6	0.0	0.0	0.0	0.0	0.0	0.0	0.0	2,613.1
Fuel	426.4	396.2	425.2	404.3	412.1	0.0	0.0	0.0	0.0	0.0	0.0	0.0	2,064.2
Flared	20.9	19.2	18.3	18.6	20.0	0.0	0.0	0.0	0.0	0.0	0.0	0.0	97.0
Vented	7.7	7.7	7.7	7.7	7.7	0.0	0.0	0.0	0.0	0.0	0.0	0.0	38.5
Diff and Other	-62.3	-121.8	-134.2	-117.0	-127.2	0.0	0.0	0.0	0.0	0.0	0.0	0.0	-562.5
Process and Frac													
Pentanes Plus	0.0	0.0	11.4	0.0	0.0	0.0	0.0	0.0	0.0	0.0	0.0	0.0	11.4
Propane	0.0	0.0	0.0	0.0	0.0	0.0	0.0	0.0	0.0	0.0	0.0	0.0	0.0
Butanes	0.0	0.0	0.0	0.0	0.0	0.0	0.0	0.0	0.0	0.0	0.0	0.0	0.0
Ethane	0.0	0.0	0.0	0.0	0.0	0.0	0.0	0.0	0.0	0.0	0.0	0.0	0.0
NGL MIX	2,321.0	2,218.8	2,369.8	2,289.7	2,269.9	0.0	0.0	0.0	0.0	0.0	0.0	0.0	11,469.2
Sulphur	0.0	0.0	0.0	0.0	0.0	0.0	0.0	0.0	0.0	0.0	0.0	0.0	0.0
Sulphur Closing Inv	0.0	0.0	0.0	0.0	0.0	0.0	0.0	0.0	0.0	0.0	0.0	0.0	0.0

Unit of Measurement: Gas and Gas equivalent products: 1000m3, Liquids: m3, Sulphur: MTS

VPR6200

Facility ID ABGP0001380

Facility Name CHINCHAGA 1-24-96-5w6

Facility Licence # 17682

Facility Operator OHE9 CNRL

Production Month	202001	202002	202003	202004	202005	202006	202007	202008	202009	202010	202011	202012	Totals
Receipts													
Receipts from Alberta Facilities	10,489.7	10,045.6	10,469.2	11,030.6	10,263.9	0.0	0.0	0.0	0.0	0.0	0.0	0.0	52,299.0
Receipts from Non-Alberta Facilities	0.0	0.0	0.0	0.0	0.0	0.0	0.0	0.0	0.0	0.0	0.0	0.0	0.0
Dispositions													
Disposition													
Battery	205.1	192.5	235.9	167.1	58.0	0.0	0.0	0.0	0.0	0.0	0.0	0.0	858.6
Gas Gathering System	0.0	0.0	0.0	0.0	0.0	0.0	0.0	0.0	0.0	0.0	0.0	0.0	0.0
Gas Plant	0.0	0.0	0.0	0.0	0.0	0.0	0.0	0.0	0.0	0.0	0.0	0.0	0.0
Injection Facility	0.0	0.0	0.0	0.0	0.0	0.0	0.0	0.0	0.0	0.0	0.0	0.0	0.0
Meter Station	8,928.2	8,558.3	8,856.9	9,121.8	8,443.0	0.0	0.0	0.0	0.0	0.0	0.0	0.0	43,908.2
Other	0.0	0.0	0.0	0.0	0.0	0.0	0.0	0.0	0.0	0.0	0.0	0.0	0.0
Alberta Commercial	0.0	0.0	0.0	0.0	0.0	0.0	0.0	0.0	0.0	0.0	0.0	0.0	0.0
Alberta Industrial	0.0	0.0	0.0	0.0	0.0	0.0	0.0	0.0	0.0	0.0	0.0	0.0	0.0
Alberta Residential	0.0	0.0	0.0	0.0	0.0	0.0	0.0	0.0	0.0	0.0	0.0	0.0	0.0
Alberta Elec.Generation	0.0	0.0	0.0	0.0	0.0	0.0	0.0	0.0	0.0	0.0	0.0	0.0	0.0
Shrinkage													
Acid Gas	0.0	0.0	0.0	0.0	0.0	0.0	0.0	0.0	0.0	0.0	0.0	0.0	0.0
Other products	545.5	593.4	566.9	842.3	763.4	0.0	0.0	0.0	0.0	0.0	0.0	0.0	3,311.5
Fuel	450.2	410.2	448.5	460.5	563.5	0.0	0.0	0.0	0.0	0.0	0.0	0.0	2,332.9
Flared	8.5	7.7	7.3	7.3	7.7	0.0	0.0	0.0	0.0	0.0	0.0	0.0	38.5
Vented	0.5	0.1	0.4	0.2	0.3	0.0	0.0	0.0	0.0	0.0	0.0	0.0	1.5
Diff and Other	351.7	283.4	353.3	431.4	428.0	0.0	0.0	0.0	0.0	0.0	0.0	0.0	1,847.8
Process and Frac													
Pentanes Plus	1,491.5	1,465.8	1,448.2	1,907.0	1,665.5	0.0	0.0	0.0	0.0	0.0	0.0	0.0	7,978.0
Propane	0.0	0.0	0.0	0.0	0.0	0.0	0.0	0.0	0.0	0.0	0.0	0.0	0.0
Butanes	0.0	0.0	0.0	0.0	0.0	0.0	0.0	0.0	0.0	0.0	0.0	0.0	0.0
Ethane	0.0	0.0	0.0	0.0	0.0	0.0	0.0	0.0	0.0	0.0	0.0	0.0	0.0
NGL MIX	976.2	1,210.6	1,117.9	1,785.4	1,659.6	0.0	0.0	0.0	0.0	0.0	0.0	0.0	6,749.7
Sulphur	0.0	0.0	0.0	0.0	0.0	0.0	0.0	0.0	0.0	0.0	0.0	0.0	0.0
Sulphur Closing Inv	0.0	0.0	0.0	0.0	0.0	0.0	0.0	0.0	0.0	0.0	0.0	0.0	0.0

Unit of Measurement: Gas and Gas equivalent products: 1000m3, Liquids: m3, Sulphur: MTS

VPR6200

Facility ID ABGP0001383
Facility Licence # 15732

Facility Name LA GLACE 1-29-75-9w6
Facility Operator OHE9 CNRL

Production Month	202001	202002	202003	202004	202005	202006	202007	202008	202009	202010	202011	202012	Totals
Receipts													
Receipts from Alberta Facilities	21,877.2	20,844.4	21,763.8	20,102.5	18,955.5	0.0	0.0	0.0	0.0	0.0	0.0	0.0	103,543.4
Receipts from Non-Alberta Facilities	0.0	0.0	0.0	0.0	0.0	0.0	0.0	0.0	0.0	0.0	0.0	0.0	0.0
Dispositions													
Disposition													
Battery	0.0	0.0	0.0	0.0	0.0	0.0	0.0	0.0	0.0	0.0	0.0	0.0	0.0
Gas Gathering System	711.8	668.8	640.9	618.1	592.1	0.0	0.0	0.0	0.0	0.0	0.0	0.0	3,231.7
Gas Plant	0.0	0.0	0.0	0.0	0.0	0.0	0.0	0.0	0.0	0.0	0.0	0.0	0.0
Injection Facility	0.0	0.0	0.0	0.0	0.0	0.0	0.0	0.0	0.0	0.0	0.0	0.0	0.0
Meter Station	21,423.0	20,274.4	21,526.8	19,687.7	18,719.2	0.0	0.0	0.0	0.0	0.0	0.0	0.0	101,631.1
Other	0.0	0.0	0.0	0.0	0.0	0.0	0.0	0.0	0.0	0.0	0.0	0.0	0.0
Alberta Commercial	0.0	0.0	0.0	0.0	0.0	0.0	0.0	0.0	0.0	0.0	0.0	0.0	0.0
Alberta Industrial	0.0	0.0	0.0	0.0	0.0	0.0	0.0	0.0	0.0	0.0	0.0	0.0	0.0
Alberta Residential	0.0	0.0	0.0	0.0	0.0	0.0	0.0	0.0	0.0	0.0	0.0	0.0	0.0
Alberta Elec.Generation	0.0	0.0	0.0	0.0	0.0	0.0	0.0	0.0	0.0	0.0	0.0	0.0	0.0
Shrinkage													
Acid Gas	0.0	0.0	0.0	0.0	0.0	0.0	0.0	0.0	0.0	0.0	0.0	0.0	0.0
Other products	156.1	170.2	151.8	157.5	141.3	0.0	0.0	0.0	0.0	0.0	0.0	0.0	776.9
Fuel	280.9	253.9	277.7	257.8	250.6	0.0	0.0	0.0	0.0	0.0	0.0	0.0	1,320.9
Flared	3.6	9.8	4.2	3.8	8.6	0.0	0.0	0.0	0.0	0.0	0.0	0.0	30.0
Vented	0.0	0.0	0.0	0.0	0.4	0.0	0.0	0.0	0.0	0.0	0.0	0.0	0.4
Diff and Other	-698.2	-532.7	-837.6	-622.4	-756.7	0.0	0.0	0.0	0.0	0.0	0.0	0.0	-3,447.6
Process and Frac													
Pentanes Plus	755.4	823.7	734.6	762.1	683.8	0.0	0.0	0.0	0.0	0.0	0.0	0.0	3,759.6
Propane	0.0	0.0	0.0	0.0	0.0	0.0	0.0	0.0	0.0	0.0	0.0	0.0	0.0
Butanes	0.0	0.0	0.0	0.0	0.0	0.0	0.0	0.0	0.0	0.0	0.0	0.0	0.0
Ethane	0.0	0.0	0.0	0.0	0.0	0.0	0.0	0.0	0.0	0.0	0.0	0.0	0.0
NGL MIX	0.0	0.0	0.0	0.0	0.0	0.0	0.0	0.0	0.0	0.0	0.0	0.0	0.0
Sulphur	0.0	0.0	0.0	0.0	0.0	0.0	0.0	0.0	0.0	0.0	0.0	0.0	0.0
Sulphur Closing Inv	0.0	0.0	0.0	0.0	0.0	0.0	0.0	0.0	0.0	0.0	0.0	0.0	0.0

Unit of Measurement: Gas and Gas equivalent products: 1000m3, Liquids: m3, Sulphur: MTS

VPR6200

Facility ID ABGP0001386

Facility Name AMOCO WILLESDEN GREEN

Facility Licence # 9130

Facility Operator OBP8 OBE

Production Month	202001	202002	202003	202004	202005	202006	202007	202008	202009	202010	202011	202012	Totals
Receipts													
Receipts from Alberta Facilities	26,975.6	23,911.2	22,101.5	21,581.3	22,469.4	0.0	0.0	0.0	0.0	0.0	0.0	0.0	117,039.0
Receipts from Non-Alberta Facilities	0.0	0.0	0.0	0.0	0.0	0.0	0.0	0.0	0.0	0.0	0.0	0.0	0.0
Dispositions													
Disposition													
Battery	159.1	135.6	159.6	164.7	143.4	0.0	0.0	0.0	0.0	0.0	0.0	0.0	762.4
Gas Gathering System	0.0	0.0	0.0	0.0	0.0	0.0	0.0	0.0	0.0	0.0	0.0	0.0	0.0
Gas Plant	0.0	0.0	0.0	0.0	0.0	0.0	0.0	0.0	0.0	0.0	0.0	0.0	0.0
Injection Facility	0.0	0.0	0.0	0.0	0.0	0.0	0.0	0.0	0.0	0.0	0.0	0.0	0.0
Meter Station	24,983.2	22,058.1	20,229.7	19,901.4	21,016.6	0.0	0.0	0.0	0.0	0.0	0.0	0.0	108,189.0
Other	0.0	0.0	0.0	0.0	0.0	0.0	0.0	0.0	0.0	0.0	0.0	0.0	0.0
Alberta Commercial	0.0	0.0	0.0	0.0	0.0	0.0	0.0	0.0	0.0	0.0	0.0	0.0	0.0
Alberta Industrial	0.0	0.0	0.0	0.0	0.0	0.0	0.0	0.0	0.0	0.0	0.0	0.0	0.0
Alberta Residential	0.0	0.0	0.0	0.0	0.0	0.0	0.0	0.0	0.0	0.0	0.0	0.0	0.0
Alberta Elec.Generation	0.0	0.0	0.0	0.0	0.0	0.0	0.0	0.0	0.0	0.0	0.0	0.0	0.0
Shrinkage													
Acid Gas	0.0	0.0	0.0	0.0	0.0	0.0	0.0	0.0	0.0	0.0	0.0	0.0	0.0
Other products	1,426.6	1,409.6	1,400.9	1,292.5	1,022.9	0.0	0.0	0.0	0.0	0.0	0.0	0.0	6,552.5
Fuel	373.3	338.5	317.7	320.9	328.6	0.0	0.0	0.0	0.0	0.0	0.0	0.0	1,679.0
Flared	23.3	20.0	8.3	13.8	18.9	0.0	0.0	0.0	0.0	0.0	0.0	0.0	84.3
Vented	0.0	0.0	0.0	0.0	0.0	0.0	0.0	0.0	0.0	0.0	0.0	0.0	0.0
Diff and Other	10.1	-50.6	-14.7	-112.0	-61.0	0.0	0.0	0.0	0.0	0.0	0.0	0.0	-228.2
Process and Frac													
Pentanes Plus	0.0	0.0	0.0	0.0	0.0	0.0	0.0	0.0	0.0	0.0	0.0	0.0	0.0
Propane	0.0	0.0	0.0	0.0	0.0	0.0	0.0	0.0	0.0	0.0	0.0	0.0	0.0
Butanes	0.0	0.0	0.0	0.0	0.0	0.0	0.0	0.0	0.0	0.0	0.0	0.0	0.0
Ethane	0.0	0.0	0.0	0.0	0.0	0.0	0.0	0.0	0.0	0.0	0.0	0.0	0.0
NGL MIX	5,722.6	5,646.5	5,619.1	5,177.8	4,183.0	0.0	0.0	0.0	0.0	0.0	0.0	0.0	26,349.0
Sulphur	0.0	0.0	0.0	0.0	0.0	0.0	0.0	0.0	0.0	0.0	0.0	0.0	0.0
Sulphur Closing Inv	0.0	0.0	0.0	0.0	0.0	0.0	0.0	0.0	0.0	0.0	0.0	0.0	0.0

Unit of Measurement: Gas and Gas equivalent products: 1000m3, Liquids: m3, Sulphur: MTS

VPR6200

Facility ID ABGP0001387
Facility Licence # 3623

Facility Name SEIU LAKE 14-12-26-19W4
Facility Operator OHE9 CNRL

Production Month	202001	202002	202003	202004	202005	202006	202007	202008	202009	202010	202011	202012	Totals
Receipts													
Receipts from Alberta Facilities	8,260.9	6,401.2	6,216.3	3,438.0	4,918.3	0.0	0.0	0.0	0.0	0.0	0.0	0.0	29,234.7
Receipts from Non-Alberta Facilities	0.0	0.0	0.0	0.0	0.0	0.0	0.0	0.0	0.0	0.0	0.0	0.0	0.0
Dispositions													
Disposition													
Battery	0.0	0.0	0.0	0.0	0.0	0.0	0.0	0.0	0.0	0.0	0.0	0.0	0.0
Gas Gathering System	0.0	0.0	0.0	0.0	0.0	0.0	0.0	0.0	0.0	0.0	0.0	0.0	0.0
Gas Plant	0.0	0.0	0.0	0.0	0.0	0.0	0.0	0.0	0.0	0.0	0.0	0.0	0.0
Injection Facility	0.0	0.0	0.0	0.0	0.0	0.0	0.0	0.0	0.0	0.0	0.0	0.0	0.0
Meter Station	7,613.5	5,806.4	5,658.4	2,958.8	4,427.7	0.0	0.0	0.0	0.0	0.0	0.0	0.0	26,464.8
Other	0.0	0.0	0.0	0.0	0.0	0.0	0.0	0.0	0.0	0.0	0.0	0.0	0.0
Alberta Commercial	0.0	0.0	0.0	0.0	0.0	0.0	0.0	0.0	0.0	0.0	0.0	0.0	0.0
Alberta Industrial	0.0	0.0	0.0	0.0	0.0	0.0	0.0	0.0	0.0	0.0	0.0	0.0	0.0
Alberta Residential	0.0	0.0	0.0	0.0	0.0	0.0	0.0	0.0	0.0	0.0	0.0	0.0	0.0
Alberta Elec.Generation	0.0	0.0	0.0	0.0	0.0	0.0	0.0	0.0	0.0	0.0	0.0	0.0	0.0
Shrinkage													
Acid Gas	0.0	0.0	0.0	0.0	0.0	0.0	0.0	0.0	0.0	0.0	0.0	0.0	0.0
Other products	422.1	233.6	214.4	40.3	85.9	0.0	0.0	0.0	0.0	0.0	0.0	0.0	996.3
Fuel	219.2	201.0	214.5	191.1	188.1	0.0	0.0	0.0	0.0	0.0	0.0	0.0	1,013.9
Flared	0.6	0.2	0.0	1.0	0.1	0.0	0.0	0.0	0.0	0.0	0.0	0.0	1.9
Vented	0.0	0.0	0.0	0.0	0.0	0.0	0.0	0.0	0.0	0.0	0.0	0.0	0.0
Diff and Other	5.5	160.0	129.0	246.8	216.5	0.0	0.0	0.0	0.0	0.0	0.0	0.0	757.8
Process and Frac													
Pentanes Plus	1,492.5	1,300.2	1,576.1	1,533.6	1,702.0	0.0	0.0	0.0	0.0	0.0	0.0	0.0	7,604.4
Propane	1,547.3	1,473.4	1,562.2	1,209.4	1,297.2	0.0	0.0	0.0	0.0	0.0	0.0	0.0	7,089.5
Butanes	1,744.5	1,594.9	1,633.3	1,399.5	1,574.1	0.0	0.0	0.0	0.0	0.0	0.0	0.0	7,946.3
Ethane	0.0	0.0	0.0	0.0	0.0	0.0	0.0	0.0	0.0	0.0	0.0	0.0	0.0
NGL MIX	0.0	0.0	0.0	0.0	0.0	0.0	0.0	0.0	0.0	0.0	0.0	0.0	0.0
Sulphur	0.0	0.0	0.0	0.0	0.0	0.0	0.0	0.0	0.0	0.0	0.0	0.0	0.0
Sulphur Closing Inv	0.0	0.0	0.0	0.0	0.0	0.0	0.0	0.0	0.0	0.0	0.0	0.0	0.0

Unit of Measurement: Gas and Gas equivalent products: 1000m3, Liquids: m3, Sulphur: MTS

VPR6200

Facility ID ABGP0001392
Facility Licence # 11496

Facility Name CONOCO PECO
Facility Operator A5D4 CVE

Production Month	202001	202002	202003	202004	202005	202006	202007	202008	202009	202010	202011	202012	Totals
Receipts													
Receipts from Alberta Facilities	40,184.4	38,149.4	39,700.1	39,294.6	41,460.5	0.0	0.0	0.0	0.0	0.0	0.0	0.0	198,789.0
Receipts from Non-Alberta Facilities	0.0	0.0	0.0	0.0	0.0	0.0	0.0	0.0	0.0	0.0	0.0	0.0	0.0
Dispositions													
Disposition													
Battery	0.0	0.0	0.0	0.0	0.0	0.0	0.0	0.0	0.0	0.0	0.0	0.0	0.0
Gas Gathering System	178.0	175.0	193.6	174.5	177.4	0.0	0.0	0.0	0.0	0.0	0.0	0.0	898.5
Gas Plant	0.0	0.0	0.0	0.0	0.0	0.0	0.0	0.0	0.0	0.0	0.0	0.0	0.0
Injection Facility	0.0	0.0	0.0	0.0	0.0	0.0	0.0	0.0	0.0	0.0	0.0	0.0	0.0
Meter Station	37,953.9	36,119.5	37,746.7	37,876.4	39,880.0	0.0	0.0	0.0	0.0	0.0	0.0	0.0	189,576.5
Other	0.0	0.0	0.0	0.0	0.0	0.0	0.0	0.0	0.0	0.0	0.0	0.0	0.0
Alberta Commercial	0.0	0.0	0.0	0.0	0.0	0.0	0.0	0.0	0.0	0.0	0.0	0.0	0.0
Alberta Industrial	0.0	0.0	0.0	0.0	0.0	0.0	0.0	0.0	0.0	0.0	0.0	0.0	0.0
Alberta Residential	0.0	0.0	0.0	0.0	0.0	0.0	0.0	0.0	0.0	0.0	0.0	0.0	0.0
Alberta Elec.Generation	0.0	0.0	0.0	0.0	0.0	0.0	0.0	0.0	0.0	0.0	0.0	0.0	0.0
Shrinkage													
Acid Gas	0.0	0.0	0.0	0.0	0.0	0.0	0.0	0.0	0.0	0.0	0.0	0.0	0.0
Other products	1,607.7	1,354.9	1,390.7	1,347.4	1,399.4	0.0	0.0	0.0	0.0	0.0	0.0	0.0	7,100.1
Fuel	702.9	581.2	568.8	564.4	591.7	0.0	0.0	0.0	0.0	0.0	0.0	0.0	3,009.0
Flared	0.9	61.7	57.0	0.0	0.0	0.0	0.0	0.0	0.0	0.0	0.0	0.0	119.6
Vented	0.5	3.1	3.2	3.2	3.3	0.0	0.0	0.0	0.0	0.0	0.0	0.0	13.3
Diff and Other	-259.5	-146.0	-259.9	-671.3	-591.3	0.0	0.0	0.0	0.0	0.0	0.0	0.0	-1,928.0
Process and Frac													
Pentanes Plus	2,760.9	2,952.9	3,161.4	3,004.2	3,123.6	0.0	0.0	0.0	0.0	0.0	0.0	0.0	15,003.0
Propane	0.0	0.0	0.0	0.0	0.0	0.0	0.0	0.0	0.0	0.0	0.0	0.0	0.0
Butanes	0.0	0.0	0.0	0.0	0.0	0.0	0.0	0.0	0.0	0.0	0.0	0.0	0.0
Ethane	0.0	0.0	0.0	0.0	0.0	0.0	0.0	0.0	0.0	0.0	0.0	0.0	0.0
NGL MIX	4,080.2	2,943.7	2,894.3	2,893.1	3,039.5	0.0	0.0	0.0	0.0	0.0	0.0	0.0	15,850.8
Sulphur	0.0	0.0	0.0	0.0	0.0	0.0	0.0	0.0	0.0	0.0	0.0	0.0	0.0
Sulphur Closing Inv	0.0	0.0	0.0	0.0	0.0	0.0	0.0	0.0	0.0	0.0	0.0	0.0	0.0

Unit of Measurement: Gas and Gas equivalent products: 1000m3, Liquids: m3, Sulphur: MTS

VPR6200

Facility ID ABGP0001394

Facility Name D Energy Carrot Creek 10-16-53-13W5

Facility Licence # 12316

Facility Operator A6FW VEI

Production Month	202001	202002	202003	202004	202005	202006	202007	202008	202009	202010	202011	202012	Totals
Receipts													
Receipts from Alberta Facilities	12,444.9	11,645.0	12,934.3	12,839.1	13,268.6	0.0	0.0	0.0	0.0	0.0	0.0	0.0	63,131.9
Receipts from Non-Alberta Facilities	0.0	0.0	0.0	0.0	0.0	0.0	0.0	0.0	0.0	0.0	0.0	0.0	0.0
Dispositions													
Disposition													
Battery	0.0	0.0	0.0	0.0	0.0	0.0	0.0	0.0	0.0	0.0	0.0	0.0	0.0
Gas Gathering System	0.0	0.0	0.0	0.0	0.0	0.0	0.0	0.0	0.0	0.0	0.0	0.0	0.0
Gas Plant	0.0	0.0	0.0	0.0	0.0	0.0	0.0	0.0	0.0	0.0	0.0	0.0	0.0
Injection Facility	0.0	0.0	0.0	0.0	0.0	0.0	0.0	0.0	0.0	0.0	0.0	0.0	0.0
Meter Station	11,104.9	10,409.4	11,552.5	11,578.5	12,050.6	0.0	0.0	0.0	0.0	0.0	0.0	0.0	56,695.9
Other	0.0	0.0	0.0	0.0	0.0	0.0	0.0	0.0	0.0	0.0	0.0	0.0	0.0
Alberta Commercial	0.0	0.0	0.0	0.0	0.0	0.0	0.0	0.0	0.0	0.0	0.0	0.0	0.0
Alberta Industrial	0.0	0.0	0.0	0.0	0.0	0.0	0.0	0.0	0.0	0.0	0.0	0.0	0.0
Alberta Residential	0.0	0.0	0.0	0.0	0.0	0.0	0.0	0.0	0.0	0.0	0.0	0.0	0.0
Alberta Elec.Generation	0.0	0.0	0.0	0.0	0.0	0.0	0.0	0.0	0.0	0.0	0.0	0.0	0.0
Shrinkage													
Acid Gas	0.0	0.0	0.0	0.0	0.0	0.0	0.0	0.0	0.0	0.0	0.0	0.0	0.0
Other products	861.2	839.3	1,021.6	907.4	863.4	0.0	0.0	0.0	0.0	0.0	0.0	0.0	4,492.9
Fuel	572.7	543.9	578.6	556.2	486.1	0.0	0.0	0.0	0.0	0.0	0.0	0.0	2,737.5
Flared	3.1	0.0	7.7	1.1	5.8	0.0	0.0	0.0	0.0	0.0	0.0	0.0	17.7
Vented	0.0	0.0	0.0	0.0	0.0	0.0	0.0	0.0	0.0	0.0	0.0	0.0	0.0
Diff and Other	-97.0	-147.6	-226.1	-204.1	-137.3	0.0	0.0	0.0	0.0	0.0	0.0	0.0	-812.1
Process and Frac													
Pentanes Plus	1,162.4	1,056.0	1,771.4	1,978.9	1,782.6	0.0	0.0	0.0	0.0	0.0	0.0	0.0	7,751.3
Propane	0.0	0.0	0.0	0.0	0.0	0.0	0.0	0.0	0.0	0.0	0.0	0.0	0.0
Butanes	0.0	0.0	0.0	0.0	0.0	0.0	0.0	0.0	0.0	0.0	0.0	0.0	0.0
Ethane	0.0	0.0	0.0	0.0	0.0	0.0	0.0	0.0	0.0	0.0	0.0	0.0	0.0
NGL MIX	2,532.3	2,536.0	2,668.0	2,065.5	2,069.4	0.0	0.0	0.0	0.0	0.0	0.0	0.0	11,871.2
Sulphur	0.0	0.0	0.0	0.0	0.0	0.0	0.0	0.0	0.0	0.0	0.0	0.0	0.0
Sulphur Closing Inv	0.0	0.0	0.0	0.0	0.0	0.0	0.0	0.0	0.0	0.0	0.0	0.0	0.0

Unit of Measurement: Gas and Gas equivalent products: 1000m3, Liquids: m3, Sulphur: MTS

VPR6200

Facility ID ABGP0001401

Facility Name OPAL REDWATER 1-25-57-23 GP

Facility Licence # 13248

Facility Operator ORL9

Production Month	202001	202002	202003	202004	202005	202006	202007	202008	202009	202010	202011	202012	Totals
Receipts													
Receipts from Alberta Facilities	0.0	0.0	0.0	0.0	0.0	0.0	0.0	0.0	0.0	0.0	0.0	0.0	0.0
Receipts from Non-Alberta Facilities	0.0	0.0	0.0	0.0	0.0	0.0	0.0	0.0	0.0	0.0	0.0	0.0	0.0
Dispositions													
Disposition													
Battery	0.0	0.0	0.0	0.0	0.0	0.0	0.0	0.0	0.0	0.0	0.0	0.0	0.0
Gas Gathering System	0.0	0.0	0.0	0.0	0.0	0.0	0.0	0.0	0.0	0.0	0.0	0.0	0.0
Gas Plant	0.0	0.0	0.0	0.0	0.0	0.0	0.0	0.0	0.0	0.0	0.0	0.0	0.0
Injection Facility	0.0	0.0	0.0	0.0	0.0	0.0	0.0	0.0	0.0	0.0	0.0	0.0	0.0
Meter Station	0.0	0.0	0.0	0.0	0.0	0.0	0.0	0.0	0.0	0.0	0.0	0.0	0.0
Other	0.0	0.0	0.0	0.0	0.0	0.0	0.0	0.0	0.0	0.0	0.0	0.0	0.0
Alberta Commercial	0.0	0.0	0.0	0.0	0.0	0.0	0.0	0.0	0.0	0.0	0.0	0.0	0.0
Alberta Industrial	0.0	0.0	0.0	0.0	0.0	0.0	0.0	0.0	0.0	0.0	0.0	0.0	0.0
Alberta Residential	0.0	0.0	0.0	0.0	0.0	0.0	0.0	0.0	0.0	0.0	0.0	0.0	0.0
Alberta Elec.Generation	0.0	0.0	0.0	0.0	0.0	0.0	0.0	0.0	0.0	0.0	0.0	0.0	0.0
Shrinkage													
Acid Gas	0.0	0.0	0.0	0.0	0.0	0.0	0.0	0.0	0.0	0.0	0.0	0.0	0.0
Other products	0.0	0.0	0.0	0.0	0.0	0.0	0.0	0.0	0.0	0.0	0.0	0.0	0.0
Fuel	0.0	0.0	0.0	0.0	0.0	0.0	0.0	0.0	0.0	0.0	0.0	0.0	0.0
Flared	0.0	0.0	0.0	0.0	0.0	0.0	0.0	0.0	0.0	0.0	0.0	0.0	0.0
Vented	0.0	0.0	0.0	0.0	0.0	0.0	0.0	0.0	0.0	0.0	0.0	0.0	0.0
Diff and Other	0.0	0.0	0.0	0.0	0.0	0.0	0.0	0.0	0.0	0.0	0.0	0.0	0.0
Process and Frac													
Pentanes Plus	0.0	0.0	0.0	0.0	0.0	0.0	0.0	0.0	0.0	0.0	0.0	0.0	0.0
Propane	0.0	0.0	0.0	0.0	0.0	0.0	0.0	0.0	0.0	0.0	0.0	0.0	0.0
Butanes	0.0	0.0	0.0	0.0	0.0	0.0	0.0	0.0	0.0	0.0	0.0	0.0	0.0
Ethane	0.0	0.0	0.0	0.0	0.0	0.0	0.0	0.0	0.0	0.0	0.0	0.0	0.0
NGL MIX	0.0	0.0	0.0	0.0	0.0	0.0	0.0	0.0	0.0	0.0	0.0	0.0	0.0
Sulphur	0.0	0.0	0.0	0.0	0.0	0.0	0.0	0.0	0.0	0.0	0.0	0.0	0.0
Sulphur Closing Inv	0.0	0.0	0.0	0.0	0.0	0.0	0.0	0.0	0.0	0.0	0.0	0.0	0.0

Unit of Measurement: Gas and Gas equivalent products: 1000m3, Liquids: m3, Sulphur: MTS

VPR6200

Facility ID ABGP0001407

Facility Name AAV JOFFRE 13-12-038-27W4 GP

Facility Licence # 6658

Facility Operator OTD9 AVN

Production Month	202001	202002	202003	202004	202005	202006	202007	202008	202009	202010	202011	202012	Totals
Receipts													
Receipts from Alberta Facilities	516.2	506.7	572.6	571.1	589.9	0.0	0.0	0.0	0.0	0.0	0.0	0.0	2,756.5
Receipts from Non-Alberta Facilities	0.0	0.0	0.0	0.0	0.0	0.0	0.0	0.0	0.0	0.0	0.0	0.0	0.0
Dispositions													
Disposition													
Battery	0.0	0.0	0.0	0.0	0.0	0.0	0.0	0.0	0.0	0.0	0.0	0.0	0.0
Gas Gathering System	0.0	0.0	0.0	0.0	0.0	0.0	0.0	0.0	0.0	0.0	0.0	0.0	0.0
Gas Plant	0.0	0.0	0.0	0.0	0.0	0.0	0.0	0.0	0.0	0.0	0.0	0.0	0.0
Injection Facility	0.0	0.0	0.0	0.0	0.0	0.0	0.0	0.0	0.0	0.0	0.0	0.0	0.0
Meter Station	453.0	461.4	529.9	520.0	536.3	0.0	0.0	0.0	0.0	0.0	0.0	0.0	2,500.6
Other	0.0	0.0	0.0	0.0	0.0	0.0	0.0	0.0	0.0	0.0	0.0	0.0	0.0
Alberta Commercial	0.0	0.0	0.0	0.0	0.0	0.0	0.0	0.0	0.0	0.0	0.0	0.0	0.0
Alberta Industrial	0.0	0.0	0.0	0.0	0.0	0.0	0.0	0.0	0.0	0.0	0.0	0.0	0.0
Alberta Residential	0.0	0.0	0.0	0.0	0.0	0.0	0.0	0.0	0.0	0.0	0.0	0.0	0.0
Alberta Elec.Generation	0.0	0.0	0.0	0.0	0.0	0.0	0.0	0.0	0.0	0.0	0.0	0.0	0.0
Shrinkage													
Acid Gas	0.0	0.0	0.0	0.0	0.0	0.0	0.0	0.0	0.0	0.0	0.0	0.0	0.0
Other products	15.8	15.8	16.1	18.5	15.9	0.0	0.0	0.0	0.0	0.0	0.0	0.0	82.1
Fuel	34.5	32.8	35.1	30.8	27.9	0.0	0.0	0.0	0.0	0.0	0.0	0.0	161.1
Flared	0.0	0.0	0.0	0.0	0.0	0.0	0.0	0.0	0.0	0.0	0.0	0.0	0.0
Vented	0.2	0.1	0.0	0.0	0.2	0.0	0.0	0.0	0.0	0.0	0.0	0.0	0.5
Diff and Other	12.7	-3.4	-8.5	1.8	9.6	0.0	0.0	0.0	0.0	0.0	0.0	0.0	12.2
Process and Frac													
Pentanes Plus	0.0	0.0	0.0	0.0	0.0	0.0	0.0	0.0	0.0	0.0	0.0	0.0	0.0
Propane	0.0	0.0	0.0	0.0	0.0	0.0	0.0	0.0	0.0	0.0	0.0	0.0	0.0
Butanes	0.0	0.0	0.0	0.0	0.0	0.0	0.0	0.0	0.0	0.0	0.0	0.0	0.0
Ethane	0.0	0.0	0.0	0.0	0.0	0.0	0.0	0.0	0.0	0.0	0.0	0.0	0.0
NGL MIX	66.2	66.5	67.5	78.0	67.7	0.0	0.0	0.0	0.0	0.0	0.0	0.0	345.9
Sulphur	0.0	0.0	0.0	0.0	0.0	0.0	0.0	0.0	0.0	0.0	0.0	0.0	0.0
Sulphur Closing Inv	0.0	0.0	0.0	0.0	0.0	0.0	0.0	0.0	0.0	0.0	0.0	0.0	0.0

Unit of Measurement: Gas and Gas equivalent products: 1000m3, Liquids: m3, Sulphur: MTS

VPR6200

Facility ID ABGP0001412
Facility Licence # 4693

Facility Name ENDIANG 6-28-34-15w4
Facility Operator OHE9 CNRL

Production Month	202001	202002	202003	202004	202005	202006	202007	202008	202009	202010	202011	202012	Totals
Receipts													
Receipts from Alberta Facilities	560.5	549.9	549.3	482.2	230.3	0.0	0.0	0.0	0.0	0.0	0.0	0.0	2,372.2
Receipts from Non-Alberta Facilities	0.0	0.0	0.0	0.0	0.0	0.0	0.0	0.0	0.0	0.0	0.0	0.0	0.0
Dispositions													
Disposition													
Battery	0.0	0.0	0.0	0.0	0.0	0.0	0.0	0.0	0.0	0.0	0.0	0.0	0.0
Gas Gathering System	0.0	0.0	0.0	0.0	0.0	0.0	0.0	0.0	0.0	0.0	0.0	0.0	0.0
Gas Plant	0.0	0.0	0.0	0.0	0.0	0.0	0.0	0.0	0.0	0.0	0.0	0.0	0.0
Injection Facility	0.0	0.0	0.0	0.0	0.0	0.0	0.0	0.0	0.0	0.0	0.0	0.0	0.0
Meter Station	497.1	486.5	476.5	413.6	184.9	0.0	0.0	0.0	0.0	0.0	0.0	0.0	2,058.6
Other	0.0	0.0	0.0	0.0	0.0	0.0	0.0	0.0	0.0	0.0	0.0	0.0	0.0
Alberta Commercial	0.0	0.0	0.0	0.0	0.0	0.0	0.0	0.0	0.0	0.0	0.0	0.0	0.0
Alberta Industrial	0.0	0.0	0.0	0.0	0.0	0.0	0.0	0.0	0.0	0.0	0.0	0.0	0.0
Alberta Residential	0.0	0.0	0.0	0.0	0.0	0.0	0.0	0.0	0.0	0.0	0.0	0.0	0.0
Alberta Elec.Generation	0.0	0.0	0.0	0.0	0.0	0.0	0.0	0.0	0.0	0.0	0.0	0.0	0.0
Shrinkage													
Acid Gas	0.0	0.0	0.0	0.0	0.0	0.0	0.0	0.0	0.0	0.0	0.0	0.0	0.0
Other products	1.4	2.5	2.4	4.5	0.1	0.0	0.0	0.0	0.0	0.0	0.0	0.0	10.9
Fuel	63.3	63.3	72.7	68.5	34.0	0.0	0.0	0.0	0.0	0.0	0.0	0.0	301.8
Flared	0.0	0.0	0.0	0.0	0.0	0.0	0.0	0.0	0.0	0.0	0.0	0.0	0.0
Vented	0.1	0.1	0.1	0.1	0.1	0.0	0.0	0.0	0.0	0.0	0.0	0.0	0.5
Diff and Other	-1.4	-2.5	-2.4	-4.5	11.2	0.0	0.0	0.0	0.0	0.0	0.0	0.0	0.4
Process and Frac													
Pentanes Plus	0.0	3.3	0.0	0.0	0.0	0.0	0.0	0.0	0.0	0.0	0.0	0.0	3.3
Propane	0.0	0.0	0.0	0.0	0.0	0.0	0.0	0.0	0.0	0.0	0.0	0.0	0.0
Butanes	0.0	0.0	0.0	0.0	0.0	0.0	0.0	0.0	0.0	0.0	0.0	0.0	0.0
Ethane	0.0	0.0	0.0	0.0	0.0	0.0	0.0	0.0	0.0	0.0	0.0	0.0	0.0
NGL MIX	6.5	8.5	10.8	20.6	0.6	0.0	0.0	0.0	0.0	0.0	0.0	0.0	47.0
Sulphur	0.0	0.0	0.0	0.0	0.0	0.0	0.0	0.0	0.0	0.0	0.0	0.0	0.0
Sulphur Closing Inv	0.0	0.0	0.0	0.0	0.0	0.0	0.0	0.0	0.0	0.0	0.0	0.0	0.0

Unit of Measurement: Gas and Gas equivalent products: 1000m3, Liquids: m3, Sulphur: MTS

VPR6200

Facility ID ABGP0001413

Facility Name SUCCESS BERRY GAS PLANT

Facility Licence # 3686

Facility Operator A50K SUCSSRSC

Production Month	202001	202002	202003	202004	202005	202006	202007	202008	202009	202010	202011	202012	Totals
Receipts													
Receipts from Alberta Facilities	890.3	877.8	855.4	790.1	816.8	0.0	0.0	0.0	0.0	0.0	0.0	0.0	4,230.4
Receipts from Non-Alberta Facilities	0.0	0.0	0.0	0.0	0.0	0.0	0.0	0.0	0.0	0.0	0.0	0.0	0.0
Dispositions													
Disposition													
Battery	0.0	0.0	0.0	0.0	0.0	0.0	0.0	0.0	0.0	0.0	0.0	0.0	0.0
Gas Gathering System	0.0	0.0	0.0	0.0	0.0	0.0	0.0	0.0	0.0	0.0	0.0	0.0	0.0
Gas Plant	0.0	0.0	0.0	0.0	0.0	0.0	0.0	0.0	0.0	0.0	0.0	0.0	0.0
Injection Facility	0.0	0.0	0.0	0.0	0.0	0.0	0.0	0.0	0.0	0.0	0.0	0.0	0.0
Meter Station	748.3	736.2	713.0	651.2	674.7	0.0	0.0	0.0	0.0	0.0	0.0	0.0	3,523.4
Other	0.0	0.0	0.0	0.0	0.0	0.0	0.0	0.0	0.0	0.0	0.0	0.0	0.0
Alberta Commercial	0.0	0.0	0.0	0.0	0.0	0.0	0.0	0.0	0.0	0.0	0.0	0.0	0.0
Alberta Industrial	0.0	0.0	0.0	0.0	0.0	0.0	0.0	0.0	0.0	0.0	0.0	0.0	0.0
Alberta Residential	0.0	0.0	0.0	0.0	0.0	0.0	0.0	0.0	0.0	0.0	0.0	0.0	0.0
Alberta Elec.Generation	0.0	0.0	0.0	0.0	0.0	0.0	0.0	0.0	0.0	0.0	0.0	0.0	0.0
Shrinkage													
Acid Gas	0.0	0.0	0.0	0.0	0.0	0.0	0.0	0.0	0.0	0.0	0.0	0.0	0.0
Other products	11.2	10.9	10.7	12.9	0.0	0.0	0.0	0.0	0.0	0.0	0.0	0.0	45.7
Fuel	100.4	98.5	99.8	96.3	99.6	0.0	0.0	0.0	0.0	0.0	0.0	0.0	494.6
Flared	0.0	0.0	0.0	0.0	0.0	0.0	0.0	0.0	0.0	0.0	0.0	0.0	0.0
Vented	0.0	0.0	0.0	0.0	0.0	0.0	0.0	0.0	0.0	0.0	0.0	0.0	0.0
Diff and Other	30.4	32.2	31.9	29.7	42.5	0.0	0.0	0.0	0.0	0.0	0.0	0.0	166.7
Process and Frac													
Pentanes Plus	0.0	0.0	0.0	0.0	0.0	0.0	0.0	0.0	0.0	0.0	0.0	0.0	0.0
Propane	0.0	0.0	0.0	0.0	0.0	0.0	0.0	0.0	0.0	0.0	0.0	0.0	0.0
Butanes	0.0	0.0	0.0	0.0	0.0	0.0	0.0	0.0	0.0	0.0	0.0	0.0	0.0
Ethane	0.0	0.0	0.0	0.0	0.0	0.0	0.0	0.0	0.0	0.0	0.0	0.0	0.0
NGL MIX	51.8	50.8	49.6	59.1	0.0	0.0	0.0	0.0	0.0	0.0	0.0	0.0	211.3
Sulphur	0.0	0.0	0.0	0.0	0.0	0.0	0.0	0.0	0.0	0.0	0.0	0.0	0.0
Sulphur Closing Inv	0.0	0.0	0.0	0.0	0.0	0.0	0.0	0.0	0.0	0.0	0.0	0.0	0.0

Unit of Measurement: Gas and Gas equivalent products: 1000m3, Liquids: m3, Sulphur: MTS

VPR6200

Facility ID ABGP0001414

Facility Name CAMPUS PARKLAND

Facility Licence # 1807

Facility Operator A81C 2133151 Alberta

Production Month	202001	202002	202003	202004	202005	202006	202007	202008	202009	202010	202011	202012	Totals
Receipts													
Receipts from Alberta Facilities	9,873.9	9,452.2	9,894.1	9,453.8	9,691.7	0.0	0.0	0.0	0.0	0.0	0.0	0.0	48,365.7
Receipts from Non-Alberta Facilities	0.0	0.0	0.0	0.0	0.0	0.0	0.0	0.0	0.0	0.0	0.0	0.0	0.0
Dispositions													
Disposition													
Battery	0.0	0.0	0.0	0.0	0.0	0.0	0.0	0.0	0.0	0.0	0.0	0.0	0.0
Gas Gathering System	0.0	0.0	0.0	0.0	0.0	0.0	0.0	0.0	0.0	0.0	0.0	0.0	0.0
Gas Plant	0.0	0.0	0.0	0.0	0.0	0.0	0.0	0.0	0.0	0.0	0.0	0.0	0.0
Injection Facility	0.0	0.0	0.0	0.0	0.0	0.0	0.0	0.0	0.0	0.0	0.0	0.0	0.0
Meter Station	9,403.0	9,495.7	9,430.5	9,284.5	9,447.6	0.0	0.0	0.0	0.0	0.0	0.0	0.0	47,061.3
Other	0.0	0.0	0.0	0.0	0.0	0.0	0.0	0.0	0.0	0.0	0.0	0.0	0.0
Alberta Commercial	0.0	0.0	0.0	0.0	0.0	0.0	0.0	0.0	0.0	0.0	0.0	0.0	0.0
Alberta Industrial	0.0	0.0	0.0	0.0	0.0	0.0	0.0	0.0	0.0	0.0	0.0	0.0	0.0
Alberta Residential	0.0	0.0	0.0	0.0	0.0	0.0	0.0	0.0	0.0	0.0	0.0	0.0	0.0
Alberta Elec.Generation	434.3	125.4	436.9	102.4	277.1	0.0	0.0	0.0	0.0	0.0	0.0	0.0	1,376.1
Shrinkage													
Acid Gas	0.0	0.0	0.0	0.0	0.0	0.0	0.0	0.0	0.0	0.0	0.0	0.0	0.0
Other products	50.5	52.0	57.3	33.0	53.9	0.0	0.0	0.0	0.0	0.0	0.0	0.0	246.7
Fuel	118.1	111.2	118.4	112.4	117.1	0.0	0.0	0.0	0.0	0.0	0.0	0.0	577.2
Flared	0.0	0.0	0.0	0.0	0.0	0.0	0.0	0.0	0.0	0.0	0.0	0.0	0.0
Vented	1.3	2.1	1.4	4.4	2.2	0.0	0.0	0.0	0.0	0.0	0.0	0.0	11.4
Diff and Other	-133.3	-334.2	-150.4	-82.9	-206.2	0.0	0.0	0.0	0.0	0.0	0.0	0.0	-907.0
Process and Frac													
Pentanes Plus	244.5	251.4	277.2	159.6	260.6	0.0	0.0	0.0	0.0	0.0	0.0	0.0	1,193.3
Propane	0.0	0.0	0.0	0.0	0.0	0.0	0.0	0.0	0.0	0.0	0.0	0.0	0.0
Butanes	0.0	0.0	0.0	0.0	0.0	0.0	0.0	0.0	0.0	0.0	0.0	0.0	0.0
Ethane	0.0	0.0	0.0	0.0	0.0	0.0	0.0	0.0	0.0	0.0	0.0	0.0	0.0
NGL MIX	0.0	0.0	0.0	0.0	0.0	0.0	0.0	0.0	0.0	0.0	0.0	0.0	0.0
Sulphur	0.0	0.0	0.0	0.0	0.0	0.0	0.0	0.0	0.0	0.0	0.0	0.0	0.0
Sulphur Closing Inv	0.0	0.0	0.0	0.0	0.0	0.0	0.0	0.0	0.0	0.0	0.0	0.0	0.0

Unit of Measurement: Gas and Gas equivalent products: 1000m3, Liquids: m3, Sulphur: MTS

VPR6200

Facility ID ABGP0001418

Facility Name ANTE CREEK 10-4-66-23W5

Facility Licence # 14558

Facility Operator OHE9 CNRL

Production Month	202001	202002	202003	202004	202005	202006	202007	202008	202009	202010	202011	202012	Totals
Receipts													
Receipts from Alberta Facilities	4,322.4	4,098.5	4,066.2	3,864.7	3,594.9	0.0	0.0	0.0	0.0	0.0	0.0	0.0	19,946.7
Receipts from Non-Alberta Facilities	0.0	0.0	0.0	0.0	0.0	0.0	0.0	0.0	0.0	0.0	0.0	0.0	0.0
Dispositions													
Disposition													
Battery	0.0	0.0	0.0	0.0	0.0	0.0	0.0	0.0	0.0	0.0	0.0	0.0	0.0
Gas Gathering System	0.0	0.0	0.0	0.0	0.0	0.0	0.0	0.0	0.0	0.0	0.0	0.0	0.0
Gas Plant	0.0	0.0	0.0	0.0	0.0	0.0	0.0	0.0	0.0	0.0	0.0	0.0	0.0
Injection Facility	0.0	0.0	0.0	0.0	0.0	0.0	0.0	0.0	0.0	0.0	0.0	0.0	0.0
Meter Station	4,120.4	3,923.6	3,780.2	3,149.2	3,333.6	0.0	0.0	0.0	0.0	0.0	0.0	0.0	18,307.0
Other	0.0	0.0	0.0	0.0	0.0	0.0	0.0	0.0	0.0	0.0	0.0	0.0	0.0
Alberta Commercial	0.0	0.0	0.0	0.0	0.0	0.0	0.0	0.0	0.0	0.0	0.0	0.0	0.0
Alberta Industrial	0.0	0.0	0.0	0.0	0.0	0.0	0.0	0.0	0.0	0.0	0.0	0.0	0.0
Alberta Residential	0.0	0.0	0.0	0.0	0.0	0.0	0.0	0.0	0.0	0.0	0.0	0.0	0.0
Alberta Elec.Generation	0.0	0.0	0.0	0.0	0.0	0.0	0.0	0.0	0.0	0.0	0.0	0.0	0.0
Shrinkage													
Acid Gas	0.0	0.0	0.0	0.0	0.0	0.0	0.0	0.0	0.0	0.0	0.0	0.0	0.0
Other products	119.2	104.0	104.0	85.5	77.5	0.0	0.0	0.0	0.0	0.0	0.0	0.0	490.2
Fuel	223.4	202.8	202.3	184.7	191.3	0.0	0.0	0.0	0.0	0.0	0.0	0.0	1,004.5
Flared	0.6	0.0	0.4	1.1	45.3	0.0	0.0	0.0	0.0	0.0	0.0	0.0	47.4
Vented	0.0	0.0	0.8	0.8	0.8	0.0	0.0	0.0	0.0	0.0	0.0	0.0	2.4
Diff and Other	-141.2	-131.9	-21.5	443.4	-53.6	0.0	0.0	0.0	0.0	0.0	0.0	0.0	95.2
Process and Frac													
Pentanes Plus	0.0	0.0	0.0	0.0	0.0	0.0	0.0	0.0	0.0	0.0	0.0	0.0	0.0
Propane	0.0	0.0	0.0	0.0	0.0	0.0	0.0	0.0	0.0	0.0	0.0	0.0	0.0
Butanes	0.0	0.0	0.0	0.0	0.0	0.0	0.0	0.0	0.0	0.0	0.0	0.0	0.0
Ethane	0.0	0.0	0.0	0.0	0.0	0.0	0.0	0.0	0.0	0.0	0.0	0.0	0.0
NGL MIX	513.3	442.1	449.7	370.3	335.0	0.0	0.0	0.0	0.0	0.0	0.0	0.0	2,110.4
Sulphur	0.0	0.0	0.0	0.0	0.0	0.0	0.0	0.0	0.0	0.0	0.0	0.0	0.0
Sulphur Closing Inv	0.0	0.0	0.0	0.0	0.0	0.0	0.0	0.0	0.0	0.0	0.0	0.0	0.0

Unit of Measurement: Gas and Gas equivalent products: 1000m3, Liquids: m3, Sulphur: MTS

VPR6200

Facility ID ABGP0001419

Facility Name KILLAM N 04-05-045-12W4 GAS PLANT

Facility Licence # 9653

Facility Operator A74Y TIDEWATER

Production Month	202001	202002	202003	202004	202005	202006	202007	202008	202009	202010	202011	202012	Totals
Receipts													
Receipts from Alberta Facilities	3,226.3	3,123.4	3,012.4	2,807.2	2,581.0	0.0	0.0	0.0	0.0	0.0	0.0	0.0	14,750.3
Receipts from Non-Alberta Facilities	0.0	0.0	0.0	0.0	0.0	0.0	0.0	0.0	0.0	0.0	0.0	0.0	0.0
Dispositions													
Disposition													
Battery	0.0	0.0	0.0	0.0	0.0	0.0	0.0	0.0	0.0	0.0	0.0	0.0	0.0
Gas Gathering System	0.0	0.0	0.0	0.0	0.0	0.0	0.0	0.0	0.0	0.0	0.0	0.0	0.0
Gas Plant	0.0	0.0	0.0	0.0	0.0	0.0	0.0	0.0	0.0	0.0	0.0	0.0	0.0
Injection Facility	0.0	0.0	0.0	0.0	0.0	0.0	0.0	0.0	0.0	0.0	0.0	0.0	0.0
Meter Station	3,087.1	2,967.6	2,891.8	2,696.1	2,496.4	0.0	0.0	0.0	0.0	0.0	0.0	0.0	14,139.0
Other	0.0	0.0	0.0	0.0	0.0	0.0	0.0	0.0	0.0	0.0	0.0	0.0	0.0
Alberta Commercial	0.0	0.0	0.0	0.0	0.0	0.0	0.0	0.0	0.0	0.0	0.0	0.0	0.0
Alberta Industrial	0.0	0.0	0.0	0.0	0.0	0.0	0.0	0.0	0.0	0.0	0.0	0.0	0.0
Alberta Residential	0.0	0.0	0.0	0.0	0.0	0.0	0.0	0.0	0.0	0.0	0.0	0.0	0.0
Alberta Elec.Generation	0.0	0.0	0.0	0.0	0.0	0.0	0.0	0.0	0.0	0.0	0.0	0.0	0.0
Shrinkage													
Acid Gas	0.0	0.0	0.0	0.0	0.0	0.0	0.0	0.0	0.0	0.0	0.0	0.0	0.0
Other products	3.2	2.3	4.1	2.0	0.1	0.0	0.0	0.0	0.0	0.0	0.0	0.0	11.7
Fuel	150.7	138.4	91.8	96.1	69.4	0.0	0.0	0.0	0.0	0.0	0.0	0.0	546.4
Flared	0.0	0.0	0.0	0.0	0.0	0.0	0.0	0.0	0.0	0.0	0.0	0.0	0.0
Vented	0.3	0.6	0.3	0.3	0.3	0.0	0.0	0.0	0.0	0.0	0.0	0.0	1.8
Diff and Other	-15.0	14.5	24.4	12.7	14.8	0.0	0.0	0.0	0.0	0.0	0.0	0.0	51.4
Process and Frac													
Pentanes Plus	15.5	11.0	20.0	9.8	0.5	0.0	0.0	0.0	0.0	0.0	0.0	0.0	56.8
Propane	0.0	0.0	0.0	0.0	0.0	0.0	0.0	0.0	0.0	0.0	0.0	0.0	0.0
Butanes	0.0	0.0	0.0	0.0	0.0	0.0	0.0	0.0	0.0	0.0	0.0	0.0	0.0
Ethane	0.0	0.0	0.0	0.0	0.0	0.0	0.0	0.0	0.0	0.0	0.0	0.0	0.0
NGL MIX	0.0	0.0	0.0	0.0	0.0	0.0	0.0	0.0	0.0	0.0	0.0	0.0	0.0
Sulphur	0.0	0.0	0.0	0.0	0.0	0.0	0.0	0.0	0.0	0.0	0.0	0.0	0.0
Sulphur Closing Inv	0.0	0.0	0.0	0.0	0.0	0.0	0.0	0.0	0.0	0.0	0.0	0.0	0.0

Unit of Measurement: Gas and Gas equivalent products: 1000m3, Liquids: m3, Sulphur: MTS

VPR6200

Facility ID ABGP0001423

Facility Name STAR SWAN HILLS

Facility Licence # 31225

Facility Operator A7N3 Aquisition Oil

Production Month	202001	202002	202003	202004	202005	202006	202007	202008	202009	202010	202011	202012	Totals
Receipts													
Receipts from Alberta Facilities	120.1	123.3	97.5	109.0	0.0	0.0	0.0	0.0	0.0	0.0	0.0	0.0	449.9
Receipts from Non-Alberta Facilities	0.0	0.0	0.0	0.0	0.0	0.0	0.0	0.0	0.0	0.0	0.0	0.0	0.0
Dispositions													
Disposition													
Battery	0.0	0.0	0.0	0.0	0.0	0.0	0.0	0.0	0.0	0.0	0.0	0.0	0.0
Gas Gathering System	0.0	0.0	0.0	0.0	0.0	0.0	0.0	0.0	0.0	0.0	0.0	0.0	0.0
Gas Plant	0.0	0.0	0.0	0.0	0.0	0.0	0.0	0.0	0.0	0.0	0.0	0.0	0.0
Injection Facility	0.0	0.0	0.0	0.0	0.0	0.0	0.0	0.0	0.0	0.0	0.0	0.0	0.0
Meter Station	0.0	0.0	0.0	0.0	0.0	0.0	0.0	0.0	0.0	0.0	0.0	0.0	0.0
Other	0.0	0.0	0.0	0.0	0.0	0.0	0.0	0.0	0.0	0.0	0.0	0.0	0.0
Alberta Commercial	0.0	0.0	0.0	0.0	0.0	0.0	0.0	0.0	0.0	0.0	0.0	0.0	0.0
Alberta Industrial	0.0	0.0	0.0	0.0	0.0	0.0	0.0	0.0	0.0	0.0	0.0	0.0	0.0
Alberta Residential	0.0	0.0	0.0	0.0	0.0	0.0	0.0	0.0	0.0	0.0	0.0	0.0	0.0
Alberta Elec.Generation	0.0	0.0	0.0	0.0	0.0	0.0	0.0	0.0	0.0	0.0	0.0	0.0	0.0
Shrinkage													
Acid Gas	0.0	0.0	0.0	0.0	0.0	0.0	0.0	0.0	0.0	0.0	0.0	0.0	0.0
Other products	17.2	15.3	17.2	2.7	0.0	0.0	0.0	0.0	0.0	0.0	0.0	0.0	52.4
Fuel	2.1	0.0	2.3	2.1	0.0	0.0	0.0	0.0	0.0	0.0	0.0	0.0	6.5
Flared	100.8	108.0	78.0	104.2	0.0	0.0	0.0	0.0	0.0	0.0	0.0	0.0	391.0
Vented	0.0	0.0	0.0	0.0	0.0	0.0	0.0	0.0	0.0	0.0	0.0	0.0	0.0
Diff and Other	0.0	0.0	0.0	0.0	0.0	0.0	0.0	0.0	0.0	0.0	0.0	0.0	0.0
Process and Frac													
Pentanes Plus	0.0	0.0	0.0	0.0	0.0	0.0	0.0	0.0	0.0	0.0	0.0	0.0	0.0
Propane	0.0	0.0	0.0	0.0	0.0	0.0	0.0	0.0	0.0	0.0	0.0	0.0	0.0
Butanes	0.0	0.0	0.0	0.0	0.0	0.0	0.0	0.0	0.0	0.0	0.0	0.0	0.0
Ethane	0.0	0.0	0.0	0.0	0.0	0.0	0.0	0.0	0.0	0.0	0.0	0.0	0.0
NGL MIX	68.4	62.1	68.1	10.2	0.0	0.0	0.0	0.0	0.0	0.0	0.0	0.0	208.8
Sulphur	0.0	0.0	0.0	0.0	0.0	0.0	0.0	0.0	0.0	0.0	0.0	0.0	0.0
Sulphur Closing Inv	0.0	0.0	0.0	0.0	0.0	0.0	0.0	0.0	0.0	0.0	0.0	0.0	0.0

Unit of Measurement: Gas and Gas equivalent products: 1000m3, Liquids: m3, Sulphur: MTS

VPR6200

Facility ID ABGP0001424

Facility Name Boundary Lake Central 10-33 Plant

Facility Licence # 22199

Facility Operator A73W ENERCAPITA

Production Month	202001	202002	202003	202004	202005	202006	202007	202008	202009	202010	202011	202012	Totals
Receipts													
Receipts from Alberta Facilities	514.1	472.3	494.7	482.0	490.5	0.0	0.0	0.0	0.0	0.0	0.0	0.0	2,453.6
Receipts from Non-Alberta Facilities	0.0	0.0	0.0	0.0	0.0	0.0	0.0	0.0	0.0	0.0	0.0	0.0	0.0
Dispositions													
Disposition													
Battery	0.0	0.0	0.0	0.0	0.0	0.0	0.0	0.0	0.0	0.0	0.0	0.0	0.0
Gas Gathering System	0.0	0.0	0.0	0.0	0.0	0.0	0.0	0.0	0.0	0.0	0.0	0.0	0.0
Gas Plant	0.0	0.0	0.0	0.0	0.0	0.0	0.0	0.0	0.0	0.0	0.0	0.0	0.0
Injection Facility	0.0	0.0	0.0	0.0	0.0	0.0	0.0	0.0	0.0	0.0	0.0	0.0	0.0
Meter Station	387.4	356.2	371.5	362.2	370.3	0.0	0.0	0.0	0.0	0.0	0.0	0.0	1,847.6
Other	0.0	0.0	0.0	0.0	0.0	0.0	0.0	0.0	0.0	0.0	0.0	0.0	0.0
Alberta Commercial	0.0	0.0	0.0	0.0	0.0	0.0	0.0	0.0	0.0	0.0	0.0	0.0	0.0
Alberta Industrial	0.0	0.0	0.0	0.0	0.0	0.0	0.0	0.0	0.0	0.0	0.0	0.0	0.0
Alberta Residential	0.0	0.0	0.0	0.0	0.0	0.0	0.0	0.0	0.0	0.0	0.0	0.0	0.0
Alberta Elec.Generation	0.0	0.0	0.0	0.0	0.0	0.0	0.0	0.0	0.0	0.0	0.0	0.0	0.0
Shrinkage													
Acid Gas	19.4	29.0	18.9	18.7	19.1	0.0	0.0	0.0	0.0	0.0	0.0	0.0	105.1
Other products	1.8	5.5	1.1	3.1	4.2	0.0	0.0	0.0	0.0	0.0	0.0	0.0	15.7
Fuel	99.5	92.9	97.6	90.9	91.9	0.0	0.0	0.0	0.0	0.0	0.0	0.0	472.8
Flared	0.0	0.0	0.0	0.0	0.0	0.0	0.0	0.0	0.0	0.0	0.0	0.0	0.0
Vented	0.0	0.0	0.0	0.0	0.0	0.0	0.0	0.0	0.0	0.0	0.0	0.0	0.0
Diff and Other	6.0	-11.3	5.6	7.1	5.0	0.0	0.0	0.0	0.0	0.0	0.0	0.0	12.4
Process and Frac													
Pentanes Plus	8.7	26.6	5.2	15.1	20.5	0.0	0.0	0.0	0.0	0.0	0.0	0.0	76.1
Propane	0.0	0.0	0.0	0.0	0.0	0.0	0.0	0.0	0.0	0.0	0.0	0.0	0.0
Butanes	0.0	0.0	0.0	0.0	0.0	0.0	0.0	0.0	0.0	0.0	0.0	0.0	0.0
Ethane	0.0	0.0	0.0	0.0	0.0	0.0	0.0	0.0	0.0	0.0	0.0	0.0	0.0
NGL MIX	0.0	0.0	0.0	0.0	0.0	0.0	0.0	0.0	0.0	0.0	0.0	0.0	0.0
Sulphur	0.0	0.0	0.0	0.0	0.0	0.0	0.0	0.0	0.0	0.0	0.0	0.0	0.0
Sulphur Closing Inv	0.0	0.0	0.0	0.0	0.0	0.0	0.0	0.0	0.0	0.0	0.0	0.0	0.0

Unit of Measurement: Gas and Gas equivalent products: 1000m3, Liquids: m3, Sulphur: MTS

VPR6200

Facility ID ABGP0001425

Facility Name PENGROWTH MKWAN 102/09-21-038-23W4

Facility Licence # 6609

Facility Operator A7H2 ABE

Production Month	202001	202002	202003	202004	202005	202006	202007	202008	202009	202010	202011	202012	Totals
Receipts													
Receipts from Alberta Facilities	202.7	214.8	224.9	212.4	202.9	0.0	0.0	0.0	0.0	0.0	0.0	0.0	1,057.7
Receipts from Non-Alberta Facilities	0.0	0.0	0.0	0.0	0.0	0.0	0.0	0.0	0.0	0.0	0.0	0.0	0.0
Dispositions													
Disposition Battery	7.5	7.5	7.5	7.5	7.5	0.0	0.0	0.0	0.0	0.0	0.0	0.0	37.5
Gas Gathering System	0.0	0.0	0.0	0.0	0.0	0.0	0.0	0.0	0.0	0.0	0.0	0.0	0.0
Gas Plant	0.0	0.0	0.0	0.0	0.0	0.0	0.0	0.0	0.0	0.0	0.0	0.0	0.0
Injection Facility	0.0	0.0	0.0	0.0	0.0	0.0	0.0	0.0	0.0	0.0	0.0	0.0	0.0
Meter Station	155.5	176.3	180.6	164.8	157.2	0.0	0.0	0.0	0.0	0.0	0.0	0.0	834.4
Other	0.0	0.0	0.0	0.0	0.0	0.0	0.0	0.0	0.0	0.0	0.0	0.0	0.0
Alberta Commercial	0.0	0.0	0.0	0.0	0.0	0.0	0.0	0.0	0.0	0.0	0.0	0.0	0.0
Alberta Industrial	0.0	0.0	0.0	0.0	0.0	0.0	0.0	0.0	0.0	0.0	0.0	0.0	0.0
Alberta Residential	0.0	0.0	0.0	0.0	0.0	0.0	0.0	0.0	0.0	0.0	0.0	0.0	0.0
Alberta Elec.Generation	0.0	0.0	0.0	0.0	0.0	0.0	0.0	0.0	0.0	0.0	0.0	0.0	0.0
Shrinkage Acid Gas	0.0	0.0	0.0	0.0	0.0	0.0	0.0	0.0	0.0	0.0	0.0	0.0	0.0
Other products	8.6	11.8	11.8	9.4	8.0	0.0	0.0	0.0	0.0	0.0	0.0	0.0	49.6
Fuel	34.8	24.5	34.1	37.6	34.0	0.0	0.0	0.0	0.0	0.0	0.0	0.0	165.0
Flared	0.0	0.0	0.0	0.0	0.0	0.0	0.0	0.0	0.0	0.0	0.0	0.0	0.0
Vented	0.0	0.0	0.0	0.0	0.0	0.0	0.0	0.0	0.0	0.0	0.0	0.0	0.0
Diff and Other	-3.7	-5.3	-9.1	-6.9	-3.8	0.0	0.0	0.0	0.0	0.0	0.0	0.0	-28.8
Process and Frac													
Pentanes Plus	0.0	0.0	0.0	0.0	0.0	0.0	0.0	0.0	0.0	0.0	0.0	0.0	0.0
Propane	0.0	0.0	0.0	0.0	0.0	0.0	0.0	0.0	0.0	0.0	0.0	0.0	0.0
Butanes	0.0	0.0	0.0	0.0	0.0	0.0	0.0	0.0	0.0	0.0	0.0	0.0	0.0
Ethane	0.0	0.0	0.0	0.0	0.0	0.0	0.0	0.0	0.0	0.0	0.0	0.0	0.0
NGL MIX	34.8	47.9	48.6	38.4	32.6	0.0	0.0	0.0	0.0	0.0	0.0	0.0	202.3
Sulphur	0.0	0.0	0.0	0.0	0.0	0.0	0.0	0.0	0.0	0.0	0.0	0.0	0.0
Sulphur Closing Inv	0.0	0.0	0.0	0.0	0.0	0.0	0.0	0.0	0.0	0.0	0.0	0.0	0.0

Unit of Measurement: Gas and Gas equivalent products: 1000m3, Liquids: m3, Sulphur: MTS

VPR6200

Facility ID ABGP0001429
Facility Licence # 4023

Facility Name TARRAGON SWALWELL
Facility Operator A1H9 EMBER

Production Month	202001	202002	202003	202004	202005	202006	202007	202008	202009	202010	202011	202012	Totals
Receipts													
Receipts from Alberta Facilities	6,163.0	6,640.8	6,775.6	6,397.4	6,712.0	0.0	0.0	0.0	0.0	0.0	0.0	0.0	32,688.8
Receipts from Non-Alberta Facilities	0.0	0.0	0.0	0.0	0.0	0.0	0.0	0.0	0.0	0.0	0.0	0.0	0.0
Dispositions													
Disposition													
Battery	0.0	0.0	0.0	0.0	0.0	0.0	0.0	0.0	0.0	0.0	0.0	0.0	0.0
Gas Gathering System	0.0	0.0	0.0	0.0	0.0	0.0	0.0	0.0	0.0	0.0	0.0	0.0	0.0
Gas Plant	0.0	0.0	0.0	0.0	0.0	0.0	0.0	0.0	0.0	0.0	0.0	0.0	0.0
Injection Facility	0.0	0.0	0.0	0.0	0.0	0.0	0.0	0.0	0.0	0.0	0.0	0.0	0.0
Meter Station	5,780.0	6,247.4	6,367.5	6,022.0	6,331.0	0.0	0.0	0.0	0.0	0.0	0.0	0.0	30,747.9
Other	0.0	0.0	0.0	0.0	0.0	0.0	0.0	0.0	0.0	0.0	0.0	0.0	0.0
Alberta Commercial	0.0	0.0	0.0	0.0	0.0	0.0	0.0	0.0	0.0	0.0	0.0	0.0	0.0
Alberta Industrial	0.0	0.0	0.0	0.0	0.0	0.0	0.0	0.0	0.0	0.0	0.0	0.0	0.0
Alberta Residential	0.0	0.0	0.0	0.0	0.0	0.0	0.0	0.0	0.0	0.0	0.0	0.0	0.0
Alberta Elec.Generation	0.0	0.0	0.0	0.0	0.0	0.0	0.0	0.0	0.0	0.0	0.0	0.0	0.0
Shrinkage													
Acid Gas	0.0	0.0	0.0	0.0	0.0	0.0	0.0	0.0	0.0	0.0	0.0	0.0	0.0
Other products	13.8	34.2	21.9	22.1	14.2	0.0	0.0	0.0	0.0	0.0	0.0	0.0	106.2
Fuel	397.9	385.8	410.8	385.1	375.6	0.0	0.0	0.0	0.0	0.0	0.0	0.0	1,955.2
Flared	0.0	0.0	0.0	0.0	1.5	0.0	0.0	0.0	0.0	0.0	0.0	0.0	1.5
Vented	0.0	0.0	0.0	0.0	0.0	0.0	0.0	0.0	0.0	0.0	0.0	0.0	0.0
Diff and Other	-28.7	-26.6	-24.6	-31.8	-10.3	0.0	0.0	0.0	0.0	0.0	0.0	0.0	-122.0
Process and Frac													
Pentanes Plus	13.2	2.8	4.6	0.5	0.5	0.0	0.0	0.0	0.0	0.0	0.0	0.0	21.6
Propane	0.0	0.0	0.0	0.0	0.0	0.0	0.0	0.0	0.0	0.0	0.0	0.0	0.0
Butanes	0.0	0.0	0.0	0.0	0.0	0.0	0.0	0.0	0.0	0.0	0.0	0.0	0.0
Ethane	0.0	0.0	0.0	0.0	0.0	0.0	0.0	0.0	0.0	0.0	0.0	0.0	0.0
NGL MIX	50.7	152.8	90.3	102.5	65.0	0.0	0.0	0.0	0.0	0.0	0.0	0.0	461.3
Sulphur	0.0	0.0	0.0	0.0	0.0	0.0	0.0	0.0	0.0	0.0	0.0	0.0	0.0
Sulphur Closing Inv	0.0	0.0	0.0	0.0	0.0	0.0	0.0	0.0	0.0	0.0	0.0	0.0	0.0

Unit of Measurement: Gas and Gas equivalent products: 1000m3, Liquids: m3, Sulphur: MTS

VPR6200

Facility ID ABGP0001434

Facility Name PANCDN HUSSAR

Facility Licence # 3473

Facility Operator A7AG LYNX ENERGY

Production Month	202001	202002	202003	202004	202005	202006	202007	202008	202009	202010	202011	202012	Totals
Receipts													
Receipts from Alberta Facilities	15,892.0	12,038.4	15,233.7	13,780.8	13,814.3	0.0	0.0	0.0	0.0	0.0	0.0	0.0	70,759.2
Receipts from Non-Alberta Facilities	0.0	0.0	0.0	0.0	0.0	0.0	0.0	0.0	0.0	0.0	0.0	0.0	0.0
Dispositions													
Disposition													
Battery	65.1	60.9	65.1	63.0	65.1	0.0	0.0	0.0	0.0	0.0	0.0	0.0	319.2
Gas Gathering System	13,601.2	11,887.6	13,864.6	13,474.0	13,544.5	0.0	0.0	0.0	0.0	0.0	0.0	0.0	66,371.9
Gas Plant	0.0	0.0	0.0	0.0	0.0	0.0	0.0	0.0	0.0	0.0	0.0	0.0	0.0
Injection Facility	0.0	0.0	0.0	0.0	0.0	0.0	0.0	0.0	0.0	0.0	0.0	0.0	0.0
Meter Station	0.0	0.0	0.0	0.0	0.0	0.0	0.0	0.0	0.0	0.0	0.0	0.0	0.0
Other	0.0	0.0	0.0	0.0	0.0	0.0	0.0	0.0	0.0	0.0	0.0	0.0	0.0
Alberta Commercial	0.0	0.0	0.0	0.0	0.0	0.0	0.0	0.0	0.0	0.0	0.0	0.0	0.0
Alberta Industrial	0.0	0.0	0.0	0.0	0.0	0.0	0.0	0.0	0.0	0.0	0.0	0.0	0.0
Alberta Residential	0.0	0.0	0.0	0.0	0.0	0.0	0.0	0.0	0.0	0.0	0.0	0.0	0.0
Alberta Elec.Generation	0.0	0.0	0.0	0.0	0.0	0.0	0.0	0.0	0.0	0.0	0.0	0.0	0.0
Shrinkage													
Acid Gas	0.0	0.0	0.0	0.0	0.0	0.0	0.0	0.0	0.0	0.0	0.0	0.0	0.0
Other products	130.6	58.2	125.9	114.2	112.4	0.0	0.0	0.0	0.0	0.0	0.0	0.0	541.3
Fuel	515.2	571.4	632.4	603.9	549.0	0.0	0.0	0.0	0.0	0.0	0.0	0.0	2,871.9
Flared	0.0	0.4	0.0	0.0	0.0	0.0	0.0	0.0	0.0	0.0	0.0	0.0	0.4
Vented	0.0	0.0	0.0	0.0	0.0	0.0	0.0	0.0	0.0	0.0	0.0	0.0	0.0
Diff and Other	1,579.9	-540.1	545.7	-474.3	-456.7	0.0	0.0	0.0	0.0	0.0	0.0	0.0	654.5
Process and Frac													
Pentanes Plus	0.0	0.0	0.0	0.0	0.0	0.0	0.0	0.0	0.0	0.0	0.0	0.0	0.0
Propane	0.0	0.0	0.0	0.0	0.0	0.0	0.0	0.0	0.0	0.0	0.0	0.0	0.0
Butanes	0.0	0.0	0.0	0.0	0.0	0.0	0.0	0.0	0.0	0.0	0.0	0.0	0.0
Ethane	0.0	0.0	0.0	0.0	0.0	0.0	0.0	0.0	0.0	0.0	0.0	0.0	0.0
NGL MIX	574.9	258.8	552.4	501.8	493.9	0.0	0.0	0.0	0.0	0.0	0.0	0.0	2,381.8
Sulphur	0.0	0.0	0.0	0.0	0.0	0.0	0.0	0.0	0.0	0.0	0.0	0.0	0.0
Sulphur Closing Inv	0.0	0.0	0.0	0.0	0.0	0.0	0.0	0.0	0.0	0.0	0.0	0.0	0.0

Unit of Measurement: Gas and Gas equivalent products: 1000m3, Liquids: m3, Sulphur: MTS

VPR6200

Facility ID ABGP0001445
Facility Licence # 9753

Facility Name PENN WEST PEMBINA
Facility Operator A5TT TAC

Production Month	202001	202002	202003	202004	202005	202006	202007	202008	202009	202010	202011	202012	Totals
Receipts													
Receipts from Alberta Facilities	7,619.2	7,797.3	10,186.9	9,793.5	9,536.2	0.0	0.0	0.0	0.0	0.0	0.0	0.0	44,933.1
Receipts from Non-Alberta Facilities	0.0	0.0	0.0	0.0	0.0	0.0	0.0	0.0	0.0	0.0	0.0	0.0	0.0
Dispositions													
Disposition													
Battery	0.0	0.0	0.0	0.0	0.0	0.0	0.0	0.0	0.0	0.0	0.0	0.0	0.0
Gas Gathering System	0.0	0.0	0.0	0.0	0.0	0.0	0.0	0.0	0.0	0.0	0.0	0.0	0.0
Gas Plant	0.0	0.0	0.0	0.0	0.0	0.0	0.0	0.0	0.0	0.0	0.0	0.0	0.0
Injection Facility	0.0	0.0	0.0	0.0	0.0	0.0	0.0	0.0	0.0	0.0	0.0	0.0	0.0
Meter Station	6,866.5	7,105.4	9,379.0	9,051.6	8,778.8	0.0	0.0	0.0	0.0	0.0	0.0	0.0	41,181.3
Other	0.0	0.0	0.0	0.0	0.0	0.0	0.0	0.0	0.0	0.0	0.0	0.0	0.0
Alberta Commercial	0.0	0.0	0.0	0.0	0.0	0.0	0.0	0.0	0.0	0.0	0.0	0.0	0.0
Alberta Industrial	0.0	0.0	0.0	0.0	0.0	0.0	0.0	0.0	0.0	0.0	0.0	0.0	0.0
Alberta Residential	0.0	0.0	0.0	0.0	0.0	0.0	0.0	0.0	0.0	0.0	0.0	0.0	0.0
Alberta Elec.Generation	0.0	0.0	0.0	0.0	0.0	0.0	0.0	0.0	0.0	0.0	0.0	0.0	0.0
Shrinkage													
Acid Gas	0.0	0.0	0.0	0.0	0.0	0.0	0.0	0.0	0.0	0.0	0.0	0.0	0.0
Other products	323.5	274.1	331.3	324.4	330.3	0.0	0.0	0.0	0.0	0.0	0.0	0.0	1,583.6
Fuel	401.7	373.5	440.5	430.3	445.2	0.0	0.0	0.0	0.0	0.0	0.0	0.0	2,091.2
Flared	1.8	9.5	2.2	4.3	0.5	0.0	0.0	0.0	0.0	0.0	0.0	0.0	18.3
Vented	11.5	10.9	11.5	11.2	11.5	0.0	0.0	0.0	0.0	0.0	0.0	0.0	56.6
Diff and Other	14.2	23.9	22.4	-28.3	-30.1	0.0	0.0	0.0	0.0	0.0	0.0	0.0	2.1
Process and Frac													
Pentanes Plus	233.1	214.2	245.1	237.7	249.5	0.0	0.0	0.0	0.0	0.0	0.0	0.0	1,179.6
Propane	0.0	0.0	0.0	0.0	0.0	0.0	0.0	0.0	0.0	0.0	0.0	0.0	0.0
Butanes	0.0	0.0	0.0	0.0	0.0	0.0	0.0	0.0	0.0	0.0	0.0	0.0	0.0
Ethane	0.0	0.0	0.0	0.0	0.0	0.0	0.0	0.0	0.0	0.0	0.0	0.0	0.0
NGL MIX	1,103.7	923.0	1,127.1	1,117.0	1,131.0	0.0	0.0	0.0	0.0	0.0	0.0	0.0	5,401.8
Sulphur	0.0	0.0	0.0	0.0	0.0	0.0	0.0	0.0	0.0	0.0	0.0	0.0	0.0
Sulphur Closing Inv	0.0	0.0	0.0	0.0	0.0	0.0	0.0	0.0	0.0	0.0	0.0	0.0	0.0

Unit of Measurement: Gas and Gas equivalent products: 1000m3, Liquids: m3, Sulphur: MTS

VPR6200

Facility ID ABGP0001456
Facility Licence # 8246

Facility Name Gilby-10-34-040-04 W5M
Facility Operator OZOH HARVEST

Production Month	202001	202002	202003	202004	202005	202006	202007	202008	202009	202010	202011	202012	Totals
Receipts													
Receipts from Alberta Facilities	1,397.8	941.0	1,459.6	1,313.9	0.0	0.0	0.0	0.0	0.0	0.0	0.0	0.0	5,112.3
Receipts from Non-Alberta Facilities	0.0	0.0	0.0	0.0	0.0	0.0	0.0	0.0	0.0	0.0	0.0	0.0	0.0
Dispositions													
Disposition													
Battery	0.0	0.0	0.0	0.0	0.0	0.0	0.0	0.0	0.0	0.0	0.0	0.0	0.0
Gas Gathering System	1.0	0.8	1.2	1.0	0.0	0.0	0.0	0.0	0.0	0.0	0.0	0.0	4.0
Gas Plant	0.0	0.0	0.0	0.0	0.0	0.0	0.0	0.0	0.0	0.0	0.0	0.0	0.0
Injection Facility	0.0	0.0	0.0	0.0	0.0	0.0	0.0	0.0	0.0	0.0	0.0	0.0	0.0
Meter Station	1,109.6	763.5	1,197.3	1,050.9	0.0	0.0	0.0	0.0	0.0	0.0	0.0	0.0	4,121.3
Other	0.0	0.0	0.0	0.0	0.0	0.0	0.0	0.0	0.0	0.0	0.0	0.0	0.0
Alberta Commercial	0.0	0.0	0.0	0.0	0.0	0.0	0.0	0.0	0.0	0.0	0.0	0.0	0.0
Alberta Industrial	0.0	0.0	0.0	0.0	0.0	0.0	0.0	0.0	0.0	0.0	0.0	0.0	0.0
Alberta Residential	0.0	0.0	0.0	0.0	0.0	0.0	0.0	0.0	0.0	0.0	0.0	0.0	0.0
Alberta Elec.Generation	0.0	0.0	0.0	0.0	0.0	0.0	0.0	0.0	0.0	0.0	0.0	0.0	0.0
Shrinkage													
Acid Gas	0.0	0.0	0.0	0.0	0.0	0.0	0.0	0.0	0.0	0.0	0.0	0.0	0.0
Other products	147.6	101.7	156.3	139.0	0.0	0.0	0.0	0.0	0.0	0.0	0.0	0.0	544.6
Fuel	144.6	79.6	126.4	115.3	0.0	0.0	0.0	0.0	0.0	0.0	0.0	0.0	465.9
Flared	0.0	0.0	0.0	0.0	0.0	0.0	0.0	0.0	0.0	0.0	0.0	0.0	0.0
Vented	0.3	3.1	3.0	0.8	0.0	0.0	0.0	0.0	0.0	0.0	0.0	0.0	7.2
Diff and Other	-5.3	-7.7	-24.6	6.9	0.0	0.0	0.0	0.0	0.0	0.0	0.0	0.0	-30.7
Process and Frac													
Pentanes Plus	31.8	9.9	27.2	35.2	1.2	0.0	0.0	0.0	0.0	0.0	0.0	0.0	105.3
Propane	0.0	0.0	0.0	0.0	0.0	0.0	0.0	0.0	0.0	0.0	0.0	0.0	0.0
Butanes	0.0	0.0	0.0	0.0	0.0	0.0	0.0	0.0	0.0	0.0	0.0	0.0	0.0
Ethane	0.0	0.0	0.0	0.0	0.0	0.0	0.0	0.0	0.0	0.0	0.0	0.0	0.0
NGL MIX	570.2	407.9	618.1	531.3	11.5	0.0	0.0	0.0	0.0	0.0	0.0	0.0	2,139.0
Sulphur	0.0	0.0	0.0	0.0	0.0	0.0	0.0	0.0	0.0	0.0	0.0	0.0	0.0
Sulphur Closing Inv	0.0	0.0	0.0	0.0	0.0	0.0	0.0	0.0	0.0	0.0	0.0	0.0	0.0

Unit of Measurement: Gas and Gas equivalent products: 1000m3, Liquids: m3, Sulphur: MTS

VPR6200

Facility ID ABGP0001464
Facility Licence # 4323

Facility Name PROVIDENT CRAIGMYLE
Facility Operator OT82 PPR

Production Month	202001	202002	202003	202004	202005	202006	202007	202008	202009	202010	202011	202012	Totals
Receipts													
Receipts from Alberta Facilities	1,461.7	1,355.6	1,439.9	1,435.0	1,359.6	0.0	0.0	0.0	0.0	0.0	0.0	0.0	7,051.8
Receipts from Non-Alberta Facilities	0.0	0.0	0.0	0.0	0.0	0.0	0.0	0.0	0.0	0.0	0.0	0.0	0.0
Dispositions													
Disposition													
Battery	0.0	0.0	0.0	0.0	0.0	0.0	0.0	0.0	0.0	0.0	0.0	0.0	0.0
Gas Gathering System	0.0	0.0	0.0	0.0	0.0	0.0	0.0	0.0	0.0	0.0	0.0	0.0	0.0
Gas Plant	0.0	0.0	0.0	0.0	0.0	0.0	0.0	0.0	0.0	0.0	0.0	0.0	0.0
Injection Facility	0.0	0.0	0.0	0.0	0.0	0.0	0.0	0.0	0.0	0.0	0.0	0.0	0.0
Meter Station	1,350.5	1,251.6	1,360.0	1,228.9	1,201.3	0.0	0.0	0.0	0.0	0.0	0.0	0.0	6,392.3
Other	0.0	0.0	0.0	0.0	0.0	0.0	0.0	0.0	0.0	0.0	0.0	0.0	0.0
Alberta Commercial	0.0	0.0	0.0	0.0	0.0	0.0	0.0	0.0	0.0	0.0	0.0	0.0	0.0
Alberta Industrial	0.0	0.0	0.0	0.0	0.0	0.0	0.0	0.0	0.0	0.0	0.0	0.0	0.0
Alberta Residential	0.0	0.0	0.0	0.0	0.0	0.0	0.0	0.0	0.0	0.0	0.0	0.0	0.0
Alberta Elec.Generation	0.0	0.0	0.0	0.0	0.0	0.0	0.0	0.0	0.0	0.0	0.0	0.0	0.0
Shrinkage													
Acid Gas	0.0	0.0	0.0	0.0	0.0	0.0	0.0	0.0	0.0	0.0	0.0	0.0	0.0
Other products	55.8	41.8	66.5	54.0	55.6	0.0	0.0	0.0	0.0	0.0	0.0	0.0	273.7
Fuel	115.5	107.3	111.0	112.0	0.0	0.0	0.0	0.0	0.0	0.0	0.0	0.0	445.8
Flared	0.0	0.0	0.0	0.0	0.0	0.0	0.0	0.0	0.0	0.0	0.0	0.0	0.0
Vented	0.0	0.0	0.0	0.0	0.0	0.0	0.0	0.0	0.0	0.0	0.0	0.0	0.0
Diff and Other	-60.1	-45.1	-97.6	40.1	102.7	0.0	0.0	0.0	0.0	0.0	0.0	0.0	-60.0
Process and Frac													
Pentanes Plus	0.0	0.0	0.0	0.0	0.0	0.0	0.0	0.0	0.0	0.0	0.0	0.0	0.0
Propane	0.0	0.0	0.0	0.0	0.0	0.0	0.0	0.0	0.0	0.0	0.0	0.0	0.0
Butanes	0.0	0.0	0.0	0.0	0.0	0.0	0.0	0.0	0.0	0.0	0.0	0.0	0.0
Ethane	0.0	0.0	0.0	0.0	0.0	0.0	0.0	0.0	0.0	0.0	0.0	0.0	0.0
NGL MIX	231.8	172.8	276.5	224.9	233.3	0.0	0.0	0.0	0.0	0.0	0.0	0.0	1,139.3
Sulphur	0.0	0.0	0.0	0.0	0.0	0.0	0.0	0.0	0.0	0.0	0.0	0.0	0.0
Sulphur Closing Inv	0.0	0.0	0.0	0.0	0.0	0.0	0.0	0.0	0.0	0.0	0.0	0.0	0.0

Unit of Measurement: Gas and Gas equivalent products: 1000m3, Liquids: m3, Sulphur: MTS

VPR6200

Facility ID ABGP0001468

Facility Name MUNDARE 09-28-053-18W4 GAS PLANT

Facility Licence # 12237

Facility Operator A74Y TIDEWATER

Production Month	202001	202002	202003	202004	202005	202006	202007	202008	202009	202010	202011	202012	Totals
Receipts													
Receipts from Alberta Facilities	602.2	635.8	665.0	359.2	278.5	0.0	0.0	0.0	0.0	0.0	0.0	0.0	2,540.7
Receipts from Non-Alberta Facilities	0.0	0.0	0.0	0.0	0.0	0.0	0.0	0.0	0.0	0.0	0.0	0.0	0.0
Dispositions													
Disposition													
Battery	32.4	29.7	30.4	16.0	0.0	0.0	0.0	0.0	0.0	0.0	0.0	0.0	108.5
Gas Gathering System	0.0	0.0	0.0	0.0	0.0	0.0	0.0	0.0	0.0	0.0	0.0	0.0	0.0
Gas Plant	0.0	0.0	0.0	0.0	0.0	0.0	0.0	0.0	0.0	0.0	0.0	0.0	0.0
Injection Facility	0.0	0.0	0.0	0.0	0.0	0.0	0.0	0.0	0.0	0.0	0.0	0.0	0.0
Meter Station	452.1	468.7	415.4	215.3	125.5	0.0	0.0	0.0	0.0	0.0	0.0	0.0	1,677.0
Other	0.0	0.0	0.0	0.0	0.0	0.0	0.0	0.0	0.0	0.0	0.0	0.0	0.0
Alberta Commercial	0.0	0.0	0.0	0.0	0.0	0.0	0.0	0.0	0.0	0.0	0.0	0.0	0.0
Alberta Industrial	0.0	0.0	0.0	0.0	0.0	0.0	0.0	0.0	0.0	0.0	0.0	0.0	0.0
Alberta Residential	0.0	0.0	0.0	0.0	0.0	0.0	0.0	0.0	0.0	0.0	0.0	0.0	0.0
Alberta Elec.Generation	0.0	0.0	0.0	0.0	0.0	0.0	0.0	0.0	0.0	0.0	0.0	0.0	0.0
Shrinkage													
Acid Gas	0.0	0.0	0.0	0.0	0.0	0.0	0.0	0.0	0.0	0.0	0.0	0.0	0.0
Other products	0.4	0.6	0.4	0.0	0.0	0.0	0.0	0.0	0.0	0.0	0.0	0.0	1.4
Fuel	142.8	137.0	144.1	120.7	110.4	0.0	0.0	0.0	0.0	0.0	0.0	0.0	655.0
Flared	0.0	0.0	0.0	0.0	0.0	0.0	0.0	0.0	0.0	0.0	0.0	0.0	0.0
Vented	0.0	0.0	0.0	0.0	0.0	0.0	0.0	0.0	0.0	0.0	0.0	0.0	0.0
Diff and Other	-25.5	-0.2	74.7	7.2	42.6	0.0	0.0	0.0	0.0	0.0	0.0	0.0	98.8
Process and Frac													
Pentanes Plus	2.1	2.7	1.8	0.1	0.0	0.0	0.0	0.0	0.0	0.0	0.0	0.0	6.7
Propane	0.0	0.0	0.0	0.0	0.0	0.0	0.0	0.0	0.0	0.0	0.0	0.0	0.0
Butanes	0.0	0.0	0.0	0.0	0.0	0.0	0.0	0.0	0.0	0.0	0.0	0.0	0.0
Ethane	0.0	0.0	0.0	0.0	0.0	0.0	0.0	0.0	0.0	0.0	0.0	0.0	0.0
NGL MIX	0.0	0.0	0.0	0.0	0.0	0.0	0.0	0.0	0.0	0.0	0.0	0.0	0.0
Sulphur	0.0	0.0	0.0	0.0	0.0	0.0	0.0	0.0	0.0	0.0	0.0	0.0	0.0
Sulphur Closing Inv	0.0	0.0	0.0	0.0	0.0	0.0	0.0	0.0	0.0	0.0	0.0	0.0	0.0

Unit of Measurement: Gas and Gas equivalent products: 1000m3, Liquids: m3, Sulphur: MTS

VPR6200

Facility ID ABGP0001477

Facility Name APACHE WILLESDEN GREEN

Facility Licence # 23558

Facility Operator OAW4 PARA

Production Month	202001	202002	202003	202004	202005	202006	202007	202008	202009	202010	202011	202012	Totals
Receipts													
Receipts from Alberta Facilities	13,256.2	11,464.4	12,701.6	11,131.3	11,298.1	0.0	0.0	0.0	0.0	0.0	0.0	0.0	59,851.6
Receipts from Non-Alberta Facilities	0.0	0.0	0.0	0.0	0.0	0.0	0.0	0.0	0.0	0.0	0.0	0.0	0.0
Dispositions													
Disposition													
Battery	0.0	0.0	0.0	0.0	0.0	0.0	0.0	0.0	0.0	0.0	0.0	0.0	0.0
Gas Gathering System	0.0	0.0	0.0	0.0	0.0	0.0	0.0	0.0	0.0	0.0	0.0	0.0	0.0
Gas Plant	0.0	0.0	0.0	0.0	0.0	0.0	0.0	0.0	0.0	0.0	0.0	0.0	0.0
Injection Facility	0.0	0.0	0.0	0.0	0.0	0.0	0.0	0.0	0.0	0.0	0.0	0.0	0.0
Meter Station	9,617.1	7,292.5	10,584.5	10,202.7	10,280.0	0.0	0.0	0.0	0.0	0.0	0.0	0.0	47,976.8
Other	0.0	0.0	0.0	0.0	0.0	0.0	0.0	0.0	0.0	0.0	0.0	0.0	0.0
Alberta Commercial	2,121.5	2,887.8	791.0	95.8	68.2	0.0	0.0	0.0	0.0	0.0	0.0	0.0	5,964.3
Alberta Industrial	0.0	0.0	0.0	0.0	0.0	0.0	0.0	0.0	0.0	0.0	0.0	0.0	0.0
Alberta Residential	0.0	0.0	0.0	0.0	0.0	0.0	0.0	0.0	0.0	0.0	0.0	0.0	0.0
Alberta Elec.Generation	0.0	0.0	0.0	0.0	0.0	0.0	0.0	0.0	0.0	0.0	0.0	0.0	0.0
Shrinkage													
Acid Gas	0.0	0.0	0.0	0.0	0.0	0.0	0.0	0.0	0.0	0.0	0.0	0.0	0.0
Other products	791.4	646.2	679.9	591.8	587.9	0.0	0.0	0.0	0.0	0.0	0.0	0.0	3,297.2
Fuel	409.6	352.6	386.7	340.3	315.2	0.0	0.0	0.0	0.0	0.0	0.0	0.0	1,804.4
Flared	0.1	0.5	0.0	1.0	0.9	0.0	0.0	0.0	0.0	0.0	0.0	0.0	2.5
Vented	0.6	0.0	0.1	1.9	0.0	0.0	0.0	0.0	0.0	0.0	0.0	0.0	2.6
Diff and Other	315.9	284.8	259.4	-102.2	45.9	0.0	0.0	0.0	0.0	0.0	0.0	0.0	803.8
Process and Frac													
Pentanes Plus	1,260.2	1,079.2	1,178.2	991.1	1,156.3	0.0	0.0	0.0	0.0	0.0	0.0	0.0	5,665.0
Propane	0.0	0.0	0.0	0.0	0.0	0.0	0.0	0.0	0.0	0.0	0.0	0.0	0.0
Butanes	0.0	0.0	0.0	0.0	0.0	0.0	0.0	0.0	0.0	0.0	0.0	0.0	0.0
Ethane	0.0	0.0	0.0	0.0	0.0	0.0	0.0	0.0	0.0	0.0	0.0	0.0	0.0
NGL MIX	2,041.0	1,626.8	1,676.2	1,487.4	1,352.4	0.0	0.0	0.0	0.0	0.0	0.0	0.0	8,183.8
Sulphur	0.0	0.0	0.0	0.0	0.0	0.0	0.0	0.0	0.0	0.0	0.0	0.0	0.0
Sulphur Closing Inv	0.0	0.0	0.0	0.0	0.0	0.0	0.0	0.0	0.0	0.0	0.0	0.0	0.0

Unit of Measurement: Gas and Gas equivalent products: 1000m3, Liquids: m3, Sulphur: MTS

VPR6200

Facility ID ABGP0001480

Facility Name EYREMORE 1-18-17-18w4

Facility Licence # 2226

Facility Operator OHE9 CNRL

Production Month	202001	202002	202003	202004	202005	202006	202007	202008	202009	202010	202011	202012	Totals
Receipts													
Receipts from Alberta Facilities	2,853.3	2,725.3	2,825.7	2,565.3	2,423.2	0.0	0.0	0.0	0.0	0.0	0.0	0.0	13,392.8
Receipts from Non-Alberta Facilities	0.0	0.0	0.0	0.0	0.0	0.0	0.0	0.0	0.0	0.0	0.0	0.0	0.0
Dispositions													
Disposition													
Battery	0.0	0.0	0.0	0.0	0.0	0.0	0.0	0.0	0.0	0.0	0.0	0.0	0.0
Gas Gathering System	0.0	0.0	0.0	0.0	0.0	0.0	0.0	0.0	0.0	0.0	0.0	0.0	0.0
Gas Plant	52.2	48.5	51.6	48.9	43.6	0.0	0.0	0.0	0.0	0.0	0.0	0.0	244.8
Injection Facility	0.0	0.0	0.0	0.0	0.0	0.0	0.0	0.0	0.0	0.0	0.0	0.0	0.0
Meter Station	2,697.9	2,529.6	2,596.7	2,378.0	2,267.3	0.0	0.0	0.0	0.0	0.0	0.0	0.0	12,469.5
Other	0.0	0.0	0.0	0.0	0.0	0.0	0.0	0.0	0.0	0.0	0.0	0.0	0.0
Alberta Commercial	0.0	0.0	0.0	0.0	0.0	0.0	0.0	0.0	0.0	0.0	0.0	0.0	0.0
Alberta Industrial	0.0	0.0	0.0	0.0	0.0	0.0	0.0	0.0	0.0	0.0	0.0	0.0	0.0
Alberta Residential	0.0	0.0	0.0	0.0	0.0	0.0	0.0	0.0	0.0	0.0	0.0	0.0	0.0
Alberta Elec.Generation	0.0	0.0	0.0	0.0	0.0	0.0	0.0	0.0	0.0	0.0	0.0	0.0	0.0
Shrinkage													
Acid Gas	0.0	0.0	0.0	0.0	0.0	0.0	0.0	0.0	0.0	0.0	0.0	0.0	0.0
Other products	15.6	16.5	19.2	17.8	16.1	0.0	0.0	0.0	0.0	0.0	0.0	0.0	85.2
Fuel	60.5	55.5	59.6	57.0	49.8	0.0	0.0	0.0	0.0	0.0	0.0	0.0	282.4
Flared	0.0	0.0	0.0	0.0	0.0	0.0	0.0	0.0	0.0	0.0	0.0	0.0	0.0
Vented	3.9	3.2	0.8	0.4	0.5	0.0	0.0	0.0	0.0	0.0	0.0	0.0	8.8
Diff and Other	23.2	72.0	97.8	63.2	45.9	0.0	0.0	0.0	0.0	0.0	0.0	0.0	302.1
Process and Frac													
Pentanes Plus	0.0	0.0	0.0	0.0	0.0	0.0	0.0	0.0	0.0	0.0	0.0	0.0	0.0
Propane	0.0	0.0	0.0	0.0	0.0	0.0	0.0	0.0	0.0	0.0	0.0	0.0	0.0
Butanes	0.0	0.0	0.0	0.0	0.0	0.0	0.0	0.0	0.0	0.0	0.0	0.0	0.0
Ethane	0.0	0.0	0.0	0.0	0.0	0.0	0.0	0.0	0.0	0.0	0.0	0.0	0.0
NGL MIX	70.6	75.3	87.9	80.7	74.0	0.0	0.0	0.0	0.0	0.0	0.0	0.0	388.5
Sulphur	0.0	0.0	0.0	0.0	0.0	0.0	0.0	0.0	0.0	0.0	0.0	0.0	0.0
Sulphur Closing Inv	0.0	0.0	0.0	0.0	0.0	0.0	0.0	0.0	0.0	0.0	0.0	0.0	0.0

Unit of Measurement: Gas and Gas equivalent products: 1000m3, Liquids: m3, Sulphur: MTS

VPR6200

Facility ID ABGP0001497

Facility Name MEDLODGE 10-33-052-21W5 GP

Facility Licence # 12197

Facility Operator 0039 ROGCI

Production Month	202001	202002	202003	202004	202005	202006	202007	202008	202009	202010	202011	202012	Totals
Receipts													
Receipts from Alberta Facilities	3,918.0	4,541.1	4,997.7	4,655.1	4,657.3	0.0	0.0	0.0	0.0	0.0	0.0	0.0	22,769.2
Receipts from Non-Alberta Facilities	0.0	0.0	0.0	0.0	0.0	0.0	0.0	0.0	0.0	0.0	0.0	0.0	0.0
Dispositions													
Disposition													
Battery	0.0	0.0	0.0	0.0	0.0	0.0	0.0	0.0	0.0	0.0	0.0	0.0	0.0
Gas Gathering System	0.0	0.0	0.0	0.0	0.0	0.0	0.0	0.0	0.0	0.0	0.0	0.0	0.0
Gas Plant	0.0	0.0	0.0	0.0	0.0	0.0	0.0	0.0	0.0	0.0	0.0	0.0	0.0
Injection Facility	0.0	0.0	0.0	0.0	0.0	0.0	0.0	0.0	0.0	0.0	0.0	0.0	0.0
Meter Station	3,716.6	4,291.8	4,708.9	4,370.9	4,362.9	0.0	0.0	0.0	0.0	0.0	0.0	0.0	21,451.1
Other	0.0	0.0	0.0	0.0	0.0	0.0	0.0	0.0	0.0	0.0	0.0	0.0	0.0
Alberta Commercial	0.0	0.0	0.0	0.0	0.0	0.0	0.0	0.0	0.0	0.0	0.0	0.0	0.0
Alberta Industrial	0.0	0.0	0.0	0.0	0.0	0.0	0.0	0.0	0.0	0.0	0.0	0.0	0.0
Alberta Residential	0.0	0.0	0.0	0.0	0.0	0.0	0.0	0.0	0.0	0.0	0.0	0.0	0.0
Alberta Elec.Generation	0.0	0.0	0.0	0.0	0.0	0.0	0.0	0.0	0.0	0.0	0.0	0.0	0.0
Shrinkage													
Acid Gas	0.0	0.0	0.0	0.0	0.0	0.0	0.0	0.0	0.0	0.0	0.0	0.0	0.0
Other products	77.4	89.1	108.4	98.1	94.6	0.0	0.0	0.0	0.0	0.0	0.0	0.0	467.6
Fuel	156.5	164.3	178.4	174.8	179.6	0.0	0.0	0.0	0.0	0.0	0.0	0.0	853.6
Flared	15.4	15.7	22.4	15.7	17.2	0.0	0.0	0.0	0.0	0.0	0.0	0.0	86.4
Vented	3.3	3.1	3.3	3.2	3.3	0.0	0.0	0.0	0.0	0.0	0.0	0.0	16.2
Diff and Other	-51.2	-22.9	-23.7	-7.6	-0.3	0.0	0.0	0.0	0.0	0.0	0.0	0.0	-105.7
Process and Frac													
Pentanes Plus	235.0	279.6	331.7	306.3	290.1	0.0	0.0	0.0	0.0	0.0	0.0	0.0	1,442.7
Propane	0.0	0.0	0.0	0.0	0.0	0.0	0.0	0.0	0.0	0.0	0.0	0.0	0.0
Butanes	0.0	0.0	0.0	0.0	0.0	0.0	0.0	0.0	0.0	0.0	0.0	0.0	0.0
Ethane	0.0	0.0	0.0	0.0	0.0	0.0	0.0	0.0	0.0	0.0	0.0	0.0	0.0
NGL MIX	125.0	135.5	175.5	149.4	146.7	0.0	0.0	0.0	0.0	0.0	0.0	0.0	732.1
Sulphur	0.0	0.0	0.0	0.0	0.0	0.0	0.0	0.0	0.0	0.0	0.0	0.0	0.0
Sulphur Closing Inv	0.0	0.0	0.0	0.0	0.0	0.0	0.0	0.0	0.0	0.0	0.0	0.0	0.0

Unit of Measurement: Gas and Gas equivalent products: 1000m3, Liquids: m3, Sulphur: MTS

VPR6200

Facility ID ABGP0001499
Facility Licence # 2861

Facility Name CYPRESS FARROW
Facility Operator A2TG TQN

Production Month	202001	202002	202003	202004	202005	202006	202007	202008	202009	202010	202011	202012	Totals
Receipts													
Receipts from Alberta Facilities	2,935.7	3,307.3	3,318.5	2,987.8	3,129.3	0.0	0.0	0.0	0.0	0.0	0.0	0.0	15,678.6
Receipts from Non-Alberta Facilities	0.0	0.0	0.0	0.0	0.0	0.0	0.0	0.0	0.0	0.0	0.0	0.0	0.0
Dispositions													
Disposition													
Battery	0.0	0.0	0.0	0.0	0.0	0.0	0.0	0.0	0.0	0.0	0.0	0.0	0.0
Gas Gathering System	0.0	0.0	0.0	0.0	0.0	0.0	0.0	0.0	0.0	0.0	0.0	0.0	0.0
Gas Plant	0.0	0.0	0.0	0.0	0.0	0.0	0.0	0.0	0.0	0.0	0.0	0.0	0.0
Injection Facility	0.0	0.0	0.0	0.0	0.0	0.0	0.0	0.0	0.0	0.0	0.0	0.0	0.0
Meter Station	2,633.4	2,925.6	2,990.6	2,670.4	2,741.7	0.0	0.0	0.0	0.0	0.0	0.0	0.0	13,961.7
Other	0.0	0.0	0.0	0.0	0.0	0.0	0.0	0.0	0.0	0.0	0.0	0.0	0.0
Alberta Commercial	0.0	0.0	0.0	0.0	0.0	0.0	0.0	0.0	0.0	0.0	0.0	0.0	0.0
Alberta Industrial	0.0	0.0	0.0	0.0	0.0	0.0	0.0	0.0	0.0	0.0	0.0	0.0	0.0
Alberta Residential	0.0	0.0	0.0	0.0	0.0	0.0	0.0	0.0	0.0	0.0	0.0	0.0	0.0
Alberta Elec.Generation	0.0	0.0	0.0	0.0	0.0	0.0	0.0	0.0	0.0	0.0	0.0	0.0	0.0
Shrinkage													
Acid Gas	0.0	0.0	0.0	0.0	0.0	0.0	0.0	0.0	0.0	0.0	0.0	0.0	0.0
Other products	70.2	88.6	86.0	75.8	79.5	0.0	0.0	0.0	0.0	0.0	0.0	0.0	400.1
Fuel	164.3	162.9	164.2	152.7	154.9	0.0	0.0	0.0	0.0	0.0	0.0	0.0	799.0
Flared	0.3	0.3	0.2	3.4	4.6	0.0	0.0	0.0	0.0	0.0	0.0	0.0	8.8
Vented	0.0	0.0	0.0	0.6	0.8	0.0	0.0	0.0	0.0	0.0	0.0	0.0	1.4
Diff and Other	67.5	129.9	77.5	84.9	147.8	0.0	0.0	0.0	0.0	0.0	0.0	0.0	507.6
Process and Frac													
Pentanes Plus	12.0	13.4	15.6	10.2	17.1	0.0	0.0	0.0	0.0	0.0	0.0	0.0	68.3
Propane	0.0	0.0	0.0	0.0	0.0	0.0	0.0	0.0	0.0	0.0	0.0	0.0	0.0
Butanes	0.0	0.0	0.0	0.0	0.0	0.0	0.0	0.0	0.0	0.0	0.0	0.0	0.0
Ethane	0.0	0.0	0.0	0.0	0.0	0.0	0.0	0.0	0.0	0.0	0.0	0.0	0.0
NGL MIX	283.7	359.4	346.3	308.4	314.6	0.0	0.0	0.0	0.0	0.0	0.0	0.0	1,612.4
Sulphur	0.0	0.0	0.0	0.0	0.0	0.0	0.0	0.0	0.0	0.0	0.0	0.0	0.0
Sulphur Closing Inv	0.0	0.0	0.0	0.0	0.0	0.0	0.0	0.0	0.0	0.0	0.0	0.0	0.0

Unit of Measurement: Gas and Gas equivalent products: 1000m3, Liquids: m3, Sulphur: MTS

VPR6200

Facility ID ABGP0001511

Facility Name EDSON WEST 1-24-52-20W5

Facility Licence # 12193

Facility Operator OHE9 CNRL

Production Month	202001	202002	202003	202004	202005	202006	202007	202008	202009	202010	202011	202012	Totals
Receipts													
Receipts from Alberta Facilities	25,217.8	23,867.0	26,456.3	27,453.2	22,277.9	0.0	0.0	0.0	0.0	0.0	0.0	0.0	125,272.2
Receipts from Non-Alberta Facilities	0.0	0.0	0.0	0.0	0.0	0.0	0.0	0.0	0.0	0.0	0.0	0.0	0.0
Dispositions													
Disposition													
Battery	0.0	0.0	0.0	0.0	0.0	0.0	0.0	0.0	0.0	0.0	0.0	0.0	0.0
Gas Gathering System	0.0	0.0	0.0	0.0	0.0	0.0	0.0	0.0	0.0	0.0	0.0	0.0	0.0
Gas Plant	0.0	0.0	0.0	0.0	0.0	0.0	0.0	0.0	0.0	0.0	0.0	0.0	0.0
Injection Facility	0.0	0.0	0.0	0.0	0.0	0.0	0.0	0.0	0.0	0.0	0.0	0.0	0.0
Meter Station	22,580.2	21,459.1	24,179.0	24,708.4	20,086.1	0.0	0.0	0.0	0.0	0.0	0.0	0.0	113,012.8
Other	0.0	0.0	0.0	0.0	0.0	0.0	0.0	0.0	0.0	0.0	0.0	0.0	0.0
Alberta Commercial	0.0	0.0	0.0	0.0	0.0	0.0	0.0	0.0	0.0	0.0	0.0	0.0	0.0
Alberta Industrial	0.0	0.0	0.0	0.0	0.0	0.0	0.0	0.0	0.0	0.0	0.0	0.0	0.0
Alberta Residential	0.0	0.0	0.0	0.0	0.0	0.0	0.0	0.0	0.0	0.0	0.0	0.0	0.0
Alberta Elec.Generation	0.0	0.0	0.0	0.0	0.0	0.0	0.0	0.0	0.0	0.0	0.0	0.0	0.0
Shrinkage													
Acid Gas	0.0	0.0	0.0	0.0	0.0	0.0	0.0	0.0	0.0	0.0	0.0	0.0	0.0
Other products	1,259.8	1,137.3	1,139.6	1,193.9	855.9	0.0	0.0	0.0	0.0	0.0	0.0	0.0	5,586.5
Fuel	1,032.2	954.0	1,097.9	1,107.0	1,016.4	0.0	0.0	0.0	0.0	0.0	0.0	0.0	5,207.5
Flared	2.8	3.4	1.2	4.6	2.0	0.0	0.0	0.0	0.0	0.0	0.0	0.0	14.0
Vented	0.5	0.3	0.2	0.5	0.5	0.0	0.0	0.0	0.0	0.0	0.0	0.0	2.0
Diff and Other	342.3	312.9	38.4	438.8	317.0	0.0	0.0	0.0	0.0	0.0	0.0	0.0	1,449.4
Process and Frac													
Pentanes Plus	2,045.7	1,748.1	2,077.2	2,016.6	1,492.6	0.0	0.0	0.0	0.0	0.0	0.0	0.0	9,380.2
Propane	0.0	0.0	0.0	0.0	0.0	0.0	0.0	0.0	0.0	0.0	0.0	0.0	0.0
Butanes	0.0	0.0	0.0	0.0	0.0	0.0	0.0	0.0	0.0	0.0	0.0	0.0	0.0
Ethane	0.0	0.0	0.0	0.0	0.0	0.0	0.0	0.0	0.0	0.0	0.0	0.0	0.0
NGL MIX	3,252.5	3,015.5	2,759.7	3,013.5	2,123.3	0.0	0.0	0.0	0.0	0.0	0.0	0.0	14,164.5
Sulphur	0.0	0.0	0.0	0.0	0.0	0.0	0.0	0.0	0.0	0.0	0.0	0.0	0.0
Sulphur Closing Inv	0.0	0.0	0.0	0.0	0.0	0.0	0.0	0.0	0.0	0.0	0.0	0.0	0.0

Unit of Measurement: Gas and Gas equivalent products: 1000m3, Liquids: m3, Sulphur: MTS

VPR6200

Facility ID ABGP0001516
Facility Licence # 9912

Facility Name PENN WEST CRYSTAL
Facility Operator A2PH JOURNEY

Production Month	202001	202002	202003	202004	202005	202006	202007	202008	202009	202010	202011	202012	Totals
Receipts													
Receipts from Alberta Facilities	2,479.1	2,683.1	2,828.1	2,587.4	2,558.5	0.0	0.0	0.0	0.0	0.0	0.0	0.0	13,136.2
Receipts from Non-Alberta Facilities	0.0	0.0	0.0	0.0	0.0	0.0	0.0	0.0	0.0	0.0	0.0	0.0	0.0
Dispositions													
Disposition													
Battery	31.2	30.5	31.8	29.9	28.9	0.0	0.0	0.0	0.0	0.0	0.0	0.0	152.3
Gas Gathering System	0.0	0.0	0.0	0.0	0.0	0.0	0.0	0.0	0.0	0.0	0.0	0.0	0.0
Gas Plant	0.0	0.0	0.0	0.0	0.0	0.0	0.0	0.0	0.0	0.0	0.0	0.0	0.0
Injection Facility	0.0	0.0	0.0	0.0	0.0	0.0	0.0	0.0	0.0	0.0	0.0	0.0	0.0
Meter Station	2,071.7	2,391.6	2,462.6	2,273.0	2,201.3	0.0	0.0	0.0	0.0	0.0	0.0	0.0	11,400.2
Other	0.0	0.0	0.0	0.0	0.0	0.0	0.0	0.0	0.0	0.0	0.0	0.0	0.0
Alberta Commercial	0.0	0.0	0.0	0.0	0.0	0.0	0.0	0.0	0.0	0.0	0.0	0.0	0.0
Alberta Industrial	0.0	0.0	0.0	0.0	0.0	0.0	0.0	0.0	0.0	0.0	0.0	0.0	0.0
Alberta Residential	0.0	0.0	0.0	0.0	0.0	0.0	0.0	0.0	0.0	0.0	0.0	0.0	0.0
Alberta Elec.Generation	0.0	0.0	0.0	0.0	0.0	0.0	0.0	0.0	0.0	0.0	0.0	0.0	0.0
Shrinkage													
Acid Gas	0.0	0.0	0.0	0.0	0.0	0.0	0.0	0.0	0.0	0.0	0.0	0.0	0.0
Other products	73.3	65.9	73.5	74.5	80.1	0.0	0.0	0.0	0.0	0.0	0.0	0.0	367.3
Fuel	203.0	169.6	176.6	167.5	162.0	0.0	0.0	0.0	0.0	0.0	0.0	0.0	878.7
Flared	14.5	1.0	7.7	3.2	1.6	0.0	0.0	0.0	0.0	0.0	0.0	0.0	28.0
Vented	0.0	0.0	0.0	0.0	0.0	0.0	0.0	0.0	0.0	0.0	0.0	0.0	0.0
Diff and Other	85.4	24.5	75.9	39.3	84.6	0.0	0.0	0.0	0.0	0.0	0.0	0.0	309.7
Process and Frac													
Pentanes Plus	172.1	101.8	69.3	63.9	134.1	0.0	0.0	0.0	0.0	0.0	0.0	0.0	541.2
Propane	0.0	0.0	0.0	0.0	0.0	0.0	0.0	0.0	0.0	0.0	0.0	0.0	0.0
Butanes	0.0	0.0	0.0	0.0	0.0	0.0	0.0	0.0	0.0	0.0	0.0	0.0	0.0
Ethane	0.0	0.0	0.0	0.0	0.0	0.0	0.0	0.0	0.0	0.0	0.0	0.0	0.0
NGL MIX	154.9	188.1	250.4	261.3	218.0	0.0	0.0	0.0	0.0	0.0	0.0	0.0	1,072.7
Sulphur	0.0	0.0	0.0	0.0	0.0	0.0	0.0	0.0	0.0	0.0	0.0	0.0	0.0
Sulphur Closing Inv	0.0	0.0	0.0	0.0	0.0	0.0	0.0	0.0	0.0	0.0	0.0	0.0	0.0

Unit of Measurement: Gas and Gas equivalent products: 1000m3, Liquids: m3, Sulphur: MTS

VPR6200

Facility ID ABGP0001517

Facility Name Orlen Lochend 05-11-029-04W5 GP

Facility Licence # 4052

Facility Operator A2DE OUC

Production Month	202001	202002	202003	202004	202005	202006	202007	202008	202009	202010	202011	202012	Totals
Receipts													
Receipts from Alberta Facilities	9,673.3	9,538.6	10,440.4	10,074.7	10,146.9	0.0	0.0	0.0	0.0	0.0	0.0	0.0	49,873.9
Receipts from Non-Alberta Facilities	0.0	0.0	0.0	0.0	0.0	0.0	0.0	0.0	0.0	0.0	0.0	0.0	0.0
Dispositions													
Disposition													
Battery	0.0	0.0	0.0	0.0	0.0	0.0	0.0	0.0	0.0	0.0	0.0	0.0	0.0
Gas Gathering System	0.0	0.0	0.0	0.0	0.0	0.0	0.0	0.0	0.0	0.0	0.0	0.0	0.0
Gas Plant	0.0	0.0	0.0	0.0	0.0	0.0	0.0	0.0	0.0	0.0	0.0	0.0	0.0
Injection Facility	0.0	0.0	0.0	0.0	0.0	0.0	0.0	0.0	0.0	0.0	0.0	0.0	0.0
Meter Station	9,294.7	9,276.7	10,279.9	9,830.4	9,807.9	0.0	0.0	0.0	0.0	0.0	0.0	0.0	48,489.6
Other	0.0	0.0	0.0	0.0	0.0	0.0	0.0	0.0	0.0	0.0	0.0	0.0	0.0
Alberta Commercial	0.0	0.0	0.0	0.0	0.0	0.0	0.0	0.0	0.0	0.0	0.0	0.0	0.0
Alberta Industrial	0.0	0.0	0.0	0.0	0.0	0.0	0.0	0.0	0.0	0.0	0.0	0.0	0.0
Alberta Residential	0.0	0.0	0.0	0.0	0.0	0.0	0.0	0.0	0.0	0.0	0.0	0.0	0.0
Alberta Elec.Generation	0.0	0.0	0.0	0.0	0.0	0.0	0.0	0.0	0.0	0.0	0.0	0.0	0.0
Shrinkage													
Acid Gas	0.0	0.0	0.0	0.0	0.0	0.0	0.0	0.0	0.0	0.0	0.0	0.0	0.0
Other products	594.6	528.5	512.7	457.5	438.1	0.0	0.0	0.0	0.0	0.0	0.0	0.0	2,531.4
Fuel	128.8	109.5	92.6	94.3	92.6	0.0	0.0	0.0	0.0	0.0	0.0	0.0	517.8
Flared	0.0	0.0	0.0	2.6	2.7	0.0	0.0	0.0	0.0	0.0	0.0	0.0	5.3
Vented	0.0	0.0	0.0	0.0	0.0	0.0	0.0	0.0	0.0	0.0	0.0	0.0	0.0
Diff and Other	-344.8	-376.1	-444.8	-310.1	-194.4	0.0	0.0	0.0	0.0	0.0	0.0	0.0	-1,670.2
Process and Frac													
Pentanes Plus	0.0	0.0	0.0	0.0	0.0	0.0	0.0	0.0	0.0	0.0	0.0	0.0	0.0
Propane	0.0	0.0	0.0	0.0	0.0	0.0	0.0	0.0	0.0	0.0	0.0	0.0	0.0
Butanes	0.0	0.0	0.0	0.0	0.0	0.0	0.0	0.0	0.0	0.0	0.0	0.0	0.0
Ethane	0.0	0.0	0.0	0.0	0.0	0.0	0.0	0.0	0.0	0.0	0.0	0.0	0.0
NGL MIX	2,368.8	2,103.7	2,062.9	1,864.2	1,785.2	0.0	0.0	0.0	0.0	0.0	0.0	0.0	10,184.8
Sulphur	0.0	0.0	0.0	0.0	0.0	0.0	0.0	0.0	0.0	0.0	0.0	0.0	0.0
Sulphur Closing Inv	0.0	0.0	0.0	0.0	0.0	0.0	0.0	0.0	0.0	0.0	0.0	0.0	0.0

Unit of Measurement: Gas and Gas equivalent products: 1000m3, Liquids: m3, Sulphur: MTS

VPR6200

Facility ID ABGP0001524

Facility Name MCLEOD RIVER 16-36 GAS PLANT

Facility Licence # 12825

Facility Operator A5YK VELVET

Production Month	202001	202002	202003	202004	202005	202006	202007	202008	202009	202010	202011	202012	Totals
Receipts													
Receipts from Alberta Facilities	4,380.6	3,923.4	3,984.3	3,080.2	2,694.7	0.0	0.0	0.0	0.0	0.0	0.0	0.0	18,063.2
Receipts from Non-Alberta Facilities	0.0	0.0	0.0	0.0	0.0	0.0	0.0	0.0	0.0	0.0	0.0	0.0	0.0
Dispositions													
Disposition													
Battery	0.0	0.0	0.0	0.0	0.0	0.0	0.0	0.0	0.0	0.0	0.0	0.0	0.0
Gas Gathering System	0.0	0.0	0.0	0.0	0.0	0.0	0.0	0.0	0.0	0.0	0.0	0.0	0.0
Gas Plant	0.0	0.0	0.0	0.0	0.0	0.0	0.0	0.0	0.0	0.0	0.0	0.0	0.0
Injection Facility	0.0	0.0	0.0	0.0	0.0	0.0	0.0	0.0	0.0	0.0	0.0	0.0	0.0
Meter Station	3,798.1	3,412.5	3,461.8	2,777.0	2,424.8	0.0	0.0	0.0	0.0	0.0	0.0	0.0	15,874.2
Other	0.0	0.0	0.0	0.0	0.0	0.0	0.0	0.0	0.0	0.0	0.0	0.0	0.0
Alberta Commercial	0.0	0.0	0.0	0.0	0.0	0.0	0.0	0.0	0.0	0.0	0.0	0.0	0.0
Alberta Industrial	0.0	0.0	0.0	0.0	0.0	0.0	0.0	0.0	0.0	0.0	0.0	0.0	0.0
Alberta Residential	0.0	0.0	0.0	0.0	0.0	0.0	0.0	0.0	0.0	0.0	0.0	0.0	0.0
Alberta Elec.Generation	0.0	0.0	0.0	0.0	0.0	0.0	0.0	0.0	0.0	0.0	0.0	0.0	0.0
Shrinkage													
Acid Gas	0.0	0.0	0.0	0.0	0.0	0.0	0.0	0.0	0.0	0.0	0.0	0.0	0.0
Other products	317.6	286.7	282.8	158.5	110.7	0.0	0.0	0.0	0.0	0.0	0.0	0.0	1,156.3
Fuel	295.4	247.4	250.6	162.2	176.5	0.0	0.0	0.0	0.0	0.0	0.0	0.0	1,132.1
Flared	1.0	0.0	0.0	44.6	48.7	0.0	0.0	0.0	0.0	0.0	0.0	0.0	94.3
Vented	1.0	0.0	0.0	4.0	4.2	0.0	0.0	0.0	0.0	0.0	0.0	0.0	9.2
Diff and Other	-32.5	-23.2	-10.9	-66.1	-70.2	0.0	0.0	0.0	0.0	0.0	0.0	0.0	-202.9
Process and Frac													
Pentanes Plus	361.6	351.9	372.4	145.2	30.6	0.0	0.0	0.0	0.0	0.0	0.0	0.0	1,261.7
Propane	0.0	0.0	0.0	0.0	0.0	0.0	0.0	0.0	0.0	0.0	0.0	0.0	0.0
Butanes	0.0	0.0	0.0	0.0	0.0	0.0	0.0	0.0	0.0	0.0	0.0	0.0	0.0
Ethane	0.0	0.0	0.0	0.0	0.0	0.0	0.0	0.0	0.0	0.0	0.0	0.0	0.0
NGL MIX	980.6	865.4	831.1	533.1	434.9	0.0	0.0	0.0	0.0	0.0	0.0	0.0	3,645.1
Sulphur	0.0	0.0	0.0	0.0	0.0	0.0	0.0	0.0	0.0	0.0	0.0	0.0	0.0
Sulphur Closing Inv	0.0	0.0	0.0	0.0	0.0	0.0	0.0	0.0	0.0	0.0	0.0	0.0	0.0

Unit of Measurement: Gas and Gas equivalent products: 1000m3, Liquids: m3, Sulphur: MTS

VPR6200

Facility ID ABGP0001527

Facility Name SYLVAN 05-01-039-01W5 GAS PLANT

Facility Licence # 7258

Facility Operator A74Y TIDEWATER

Production Month	202001	202002	202003	202004	202005	202006	202007	202008	202009	202010	202011	202012	Totals
Receipts													
Receipts from Alberta Facilities	5,516.5	5,749.0	4,841.6	2,969.5	2,315.5	0.0	0.0	0.0	0.0	0.0	0.0	0.0	21,392.1
Receipts from Non-Alberta Facilities	0.0	0.0	0.0	0.0	0.0	0.0	0.0	0.0	0.0	0.0	0.0	0.0	0.0
Dispositions													
Disposition													
Battery	0.0	0.0	0.0	0.0	0.0	0.0	0.0	0.0	0.0	0.0	0.0	0.0	0.0
Gas Gathering System	0.0	0.0	0.0	0.0	0.0	0.0	0.0	0.0	0.0	0.0	0.0	0.0	0.0
Gas Plant	0.0	0.0	0.0	0.0	0.0	0.0	0.0	0.0	0.0	0.0	0.0	0.0	0.0
Injection Facility	0.0	0.0	0.0	0.0	0.0	0.0	0.0	0.0	0.0	0.0	0.0	0.0	0.0
Meter Station	5,091.6	5,210.3	4,338.5	2,759.5	2,133.0	0.0	0.0	0.0	0.0	0.0	0.0	0.0	19,532.9
Other	0.0	0.0	0.0	0.0	0.0	0.0	0.0	0.0	0.0	0.0	0.0	0.0	0.0
Alberta Commercial	0.0	0.0	0.0	0.0	0.0	0.0	0.0	0.0	0.0	0.0	0.0	0.0	0.0
Alberta Industrial	0.0	0.0	0.0	0.0	0.0	0.0	0.0	0.0	0.0	0.0	0.0	0.0	0.0
Alberta Residential	0.0	0.0	0.0	0.0	0.0	0.0	0.0	0.0	0.0	0.0	0.0	0.0	0.0
Alberta Elec.Generation	0.0	0.0	0.0	0.0	0.0	0.0	0.0	0.0	0.0	0.0	0.0	0.0	0.0
Shrinkage													
Acid Gas	0.0	0.0	0.0	0.0	0.0	0.0	0.0	0.0	0.0	0.0	0.0	0.0	0.0
Other products	368.9	496.4	400.3	187.7	126.0	0.0	0.0	0.0	0.0	0.0	0.0	0.0	1,579.3
Fuel	275.6	289.2	262.2	175.1	144.9	0.0	0.0	0.0	0.0	0.0	0.0	0.0	1,147.0
Flared	16.4	9.5	10.4	11.5	14.7	0.0	0.0	0.0	0.0	0.0	0.0	0.0	62.5
Vented	0.0	0.0	0.0	0.0	0.0	0.0	0.0	0.0	0.0	0.0	0.0	0.0	0.0
Diff and Other	-236.0	-256.4	-169.8	-164.3	-103.1	0.0	0.0	0.0	0.0	0.0	0.0	0.0	-929.6
Process and Frac													
Pentanes Plus	155.3	254.2	164.5	47.0	38.1	0.0	0.0	0.0	0.0	0.0	0.0	0.0	659.1
Propane	0.0	0.0	0.0	0.0	0.0	0.0	0.0	0.0	0.0	0.0	0.0	0.0	0.0
Butanes	0.0	0.0	0.0	0.0	0.0	0.0	0.0	0.0	0.0	0.0	0.0	0.0	0.0
Ethane	0.0	0.0	0.0	0.0	0.0	0.0	0.0	0.0	0.0	0.0	0.0	0.0	0.0
NGL MIX	1,399.2	1,789.2	1,476.7	724.5	490.0	0.0	0.0	0.0	0.0	0.0	0.0	0.0	5,879.6
Sulphur	0.0	0.0	0.0	0.0	0.0	0.0	0.0	0.0	0.0	0.0	0.0	0.0	0.0
Sulphur Closing Inv	0.0	0.0	0.0	0.0	0.0	0.0	0.0	0.0	0.0	0.0	0.0	0.0	0.0

Unit of Measurement: Gas and Gas equivalent products: 1000m3, Liquids: m3, Sulphur: MTS

VPR6200

Facility ID ABGP0001531
Facility Licence # 14074

Facility Name MARATHON KAKWA
Facility Operator OR46 HUSKY

Production Month	202001	202002	202003	202004	202005	202006	202007	202008	202009	202010	202011	202012	Totals
Receipts													
Receipts from Alberta Facilities	15,809.1	14,962.6	15,287.0	15,464.9	14,471.2	0.0	0.0	0.0	0.0	0.0	0.0	0.0	75,994.8
Receipts from Non-Alberta Facilities	0.0	0.0	0.0	0.0	0.0	0.0	0.0	0.0	0.0	0.0	0.0	0.0	0.0
Dispositions													
Disposition													
Battery	0.0	0.0	0.0	0.0	0.0	0.0	0.0	0.0	0.0	0.0	0.0	0.0	0.0
Gas Gathering System	0.0	0.0	0.0	0.0	0.0	0.0	0.0	0.0	0.0	0.0	0.0	0.0	0.0
Gas Plant	1,530.4	1,769.3	1,558.6	1,514.1	1,622.8	0.0	0.0	0.0	0.0	0.0	0.0	0.0	7,995.2
Injection Facility	0.0	0.0	0.0	0.0	0.0	0.0	0.0	0.0	0.0	0.0	0.0	0.0	0.0
Meter Station	13,295.5	12,139.5	12,582.2	11,502.0	11,727.9	0.0	0.0	0.0	0.0	0.0	0.0	0.0	61,247.1
Other	0.0	0.0	0.0	0.0	0.0	0.0	0.0	0.0	0.0	0.0	0.0	0.0	0.0
Alberta Commercial	0.0	0.0	0.0	0.0	0.0	0.0	0.0	0.0	0.0	0.0	0.0	0.0	0.0
Alberta Industrial	0.0	0.0	0.0	0.0	0.0	0.0	0.0	0.0	0.0	0.0	0.0	0.0	0.0
Alberta Residential	0.0	0.0	0.0	0.0	0.0	0.0	0.0	0.0	0.0	0.0	0.0	0.0	0.0
Alberta Elec.Generation	0.0	0.0	0.0	0.0	0.0	0.0	0.0	0.0	0.0	0.0	0.0	0.0	0.0
Shrinkage													
Acid Gas	0.0	0.0	0.0	0.0	0.0	0.0	0.0	0.0	0.0	0.0	0.0	0.0	0.0
Other products	485.2	475.1	484.2	443.1	496.8	0.0	0.0	0.0	0.0	0.0	0.0	0.0	2,384.4
Fuel	481.2	450.2	481.2	495.4	0.8	0.0	0.0	0.0	0.0	0.0	0.0	0.0	1,908.8
Flared	1.2	1.1	0.1	0.2	17.2	0.0	0.0	0.0	0.0	0.0	0.0	0.0	19.8
Vented	17.2	16.1	17.3	16.6	507.9	0.0	0.0	0.0	0.0	0.0	0.0	0.0	575.1
Diff and Other	-1.6	111.3	163.4	1,493.5	97.8	0.0	0.0	0.0	0.0	0.0	0.0	0.0	1,864.4
Process and Frac													
Pentanes Plus	0.0	0.0	0.0	0.0	0.0	0.0	0.0	0.0	0.0	0.0	0.0	0.0	0.0
Propane	0.0	0.0	0.0	0.0	0.0	0.0	0.0	0.0	0.0	0.0	0.0	0.0	0.0
Butanes	0.0	0.0	0.0	0.0	0.0	0.0	0.0	0.0	0.0	0.0	0.0	0.0	0.0
Ethane	0.0	0.0	0.0	0.0	0.0	0.0	0.0	0.0	0.0	0.0	0.0	0.0	0.0
NGL MIX	1,975.2	1,930.7	1,968.5	1,805.7	2,022.6	0.0	0.0	0.0	0.0	0.0	0.0	0.0	9,702.7
Sulphur	0.0	0.0	0.0	0.0	0.0	0.0	0.0	0.0	0.0	0.0	0.0	0.0	0.0
Sulphur Closing Inv	0.0	0.0	0.0	0.0	0.0	0.0	0.0	0.0	0.0	0.0	0.0	0.0	0.0

Unit of Measurement: Gas and Gas equivalent products: 1000m3, Liquids: m3, Sulphur: MTS

VPR6200

Facility ID ABGP0001534
Facility Licence # 9026

Facility Name GLENCOE CHIGWELL
Facility Operator A7H2 ABE

Production Month	202001	202002	202003	202004	202005	202006	202007	202008	202009	202010	202011	202012	Totals
Receipts													
Receipts from Alberta Facilities	467.6	434.9	519.8	289.5	152.4	0.0	0.0	0.0	0.0	0.0	0.0	0.0	1,864.2
Receipts from Non-Alberta Facilities	0.0	0.0	0.0	0.0	0.0	0.0	0.0	0.0	0.0	0.0	0.0	0.0	0.0
Dispositions													
Disposition													
Battery	27.8	75.5	76.5	27.9	18.4	0.0	0.0	0.0	0.0	0.0	0.0	0.0	226.1
Gas Gathering System	369.1	289.3	362.0	208.0	133.4	0.0	0.0	0.0	0.0	0.0	0.0	0.0	1,361.8
Gas Plant	0.0	0.0	0.0	0.0	0.0	0.0	0.0	0.0	0.0	0.0	0.0	0.0	0.0
Injection Facility	0.0	0.0	0.0	0.0	0.0	0.0	0.0	0.0	0.0	0.0	0.0	0.0	0.0
Meter Station	0.0	0.0	0.0	0.0	0.0	0.0	0.0	0.0	0.0	0.0	0.0	0.0	0.0
Other	0.0	0.0	0.0	0.0	0.0	0.0	0.0	0.0	0.0	0.0	0.0	0.0	0.0
Alberta Commercial	0.0	0.0	0.0	0.0	0.0	0.0	0.0	0.0	0.0	0.0	0.0	0.0	0.0
Alberta Industrial	0.0	0.0	0.0	0.0	0.0	0.0	0.0	0.0	0.0	0.0	0.0	0.0	0.0
Alberta Residential	0.0	0.0	0.0	0.0	0.0	0.0	0.0	0.0	0.0	0.0	0.0	0.0	0.0
Alberta Elec.Generation	0.0	0.0	0.0	0.0	0.0	0.0	0.0	0.0	0.0	0.0	0.0	0.0	0.0
Shrinkage													
Acid Gas	0.0	0.0	0.0	0.0	0.0	0.0	0.0	0.0	0.0	0.0	0.0	0.0	0.0
Other products	0.0	0.0	0.0	0.0	0.0	0.0	0.0	0.0	0.0	0.0	0.0	0.0	0.0
Fuel	70.5	69.6	80.2	53.6	0.0	0.0	0.0	0.0	0.0	0.0	0.0	0.0	273.9
Flared	0.0	0.0	0.0	0.0	0.0	0.0	0.0	0.0	0.0	0.0	0.0	0.0	0.0
Vented	0.2	0.5	1.1	2.4	0.6	0.0	0.0	0.0	0.0	0.0	0.0	0.0	4.8
Diff and Other	0.0	0.0	0.0	-2.4	0.0	0.0	0.0	0.0	0.0	0.0	0.0	0.0	-2.4
Process and Frac													
Pentanes Plus	0.0	0.0	0.0	0.0	0.0	0.0	0.0	0.0	0.0	0.0	0.0	0.0	0.0
Propane	0.0	0.0	0.0	0.0	0.0	0.0	0.0	0.0	0.0	0.0	0.0	0.0	0.0
Butanes	0.0	0.0	0.0	0.0	0.0	0.0	0.0	0.0	0.0	0.0	0.0	0.0	0.0
Ethane	0.0	0.0	0.0	0.0	0.0	0.0	0.0	0.0	0.0	0.0	0.0	0.0	0.0
NGL MIX	0.0	0.0	0.0	0.0	0.0	0.0	0.0	0.0	0.0	0.0	0.0	0.0	0.0
Sulphur	0.0	0.0	0.0	0.0	0.0	0.0	0.0	0.0	0.0	0.0	0.0	0.0	0.0
Sulphur Closing Inv	0.0	0.0	0.0	0.0	0.0	0.0	0.0	0.0	0.0	0.0	0.0	0.0	0.0

Unit of Measurement: Gas and Gas equivalent products: 1000m3, Liquids: m3, Sulphur: MTS

VPR6200

Facility ID ABGP0001536

Facility Name MANOLA 11-18-059-02W5 GAS PLANT

Facility Licence # 13450

Facility Operator A74Y

Production Month	202001	202002	202003	202004	202005	202006	202007	202008	202009	202010	202011	202012	Totals
	SHUTIN	SHUTIN	SHUTIN	SHUTIN	SHUTIN								
Receipts													
Receipts from Alberta Facilities	0.0	0.0	0.0	0.0	0.0	0.0	0.0	0.0	0.0	0.0	0.0	0.0	0.0
Receipts from Non-Alberta Facilities	0.0	0.0	0.0	0.0	0.0	0.0	0.0	0.0	0.0	0.0	0.0	0.0	0.0
Dispositions													
Disposition													
Battery	0.0	0.0	0.0	0.0	0.0	0.0	0.0	0.0	0.0	0.0	0.0	0.0	0.0
Gas Gathering System	0.0	0.0	0.0	0.0	0.0	0.0	0.0	0.0	0.0	0.0	0.0	0.0	0.0
Gas Plant	0.0	0.0	0.0	0.0	0.0	0.0	0.0	0.0	0.0	0.0	0.0	0.0	0.0
Injection Facility	0.0	0.0	0.0	0.0	0.0	0.0	0.0	0.0	0.0	0.0	0.0	0.0	0.0
Meter Station	0.0	0.0	0.0	0.0	0.0	0.0	0.0	0.0	0.0	0.0	0.0	0.0	0.0
Other	0.0	0.0	0.0	0.0	0.0	0.0	0.0	0.0	0.0	0.0	0.0	0.0	0.0
Alberta Commercial	0.0	0.0	0.0	0.0	0.0	0.0	0.0	0.0	0.0	0.0	0.0	0.0	0.0
Alberta Industrial	0.0	0.0	0.0	0.0	0.0	0.0	0.0	0.0	0.0	0.0	0.0	0.0	0.0
Alberta Residential	0.0	0.0	0.0	0.0	0.0	0.0	0.0	0.0	0.0	0.0	0.0	0.0	0.0
Alberta Elec.Generation	0.0	0.0	0.0	0.0	0.0	0.0	0.0	0.0	0.0	0.0	0.0	0.0	0.0
Shrinkage													
Acid Gas	0.0	0.0	0.0	0.0	0.0	0.0	0.0	0.0	0.0	0.0	0.0	0.0	0.0
Other products	0.0	0.0	0.0	0.0	0.0	0.0	0.0	0.0	0.0	0.0	0.0	0.0	0.0
Fuel	0.0	0.0	0.0	0.0	0.0	0.0	0.0	0.0	0.0	0.0	0.0	0.0	0.0
Flared	0.0	0.0	0.0	0.0	0.0	0.0	0.0	0.0	0.0	0.0	0.0	0.0	0.0
Vented	0.0	0.0	0.0	0.0	0.0	0.0	0.0	0.0	0.0	0.0	0.0	0.0	0.0
Diff and Other	0.0	0.0	0.0	0.0	0.0	0.0	0.0	0.0	0.0	0.0	0.0	0.0	0.0
Process and Frac													
Pentanes Plus	0.0	0.0	0.0	0.0	0.0	0.0	0.0	0.0	0.0	0.0	0.0	0.0	0.0
Propane	0.0	0.0	0.0	0.0	0.0	0.0	0.0	0.0	0.0	0.0	0.0	0.0	0.0
Butanes	0.0	0.0	0.0	0.0	0.0	0.0	0.0	0.0	0.0	0.0	0.0	0.0	0.0
Ethane	0.0	0.0	0.0	0.0	0.0	0.0	0.0	0.0	0.0	0.0	0.0	0.0	0.0
NGL MIX	0.0	0.0	0.0	0.0	0.0	0.0	0.0	0.0	0.0	0.0	0.0	0.0	0.0
Sulphur	0.0	0.0	0.0	0.0	0.0	0.0	0.0	0.0	0.0	0.0	0.0	0.0	0.0
Sulphur Closing Inv	0.0	0.0	0.0	0.0	0.0	0.0	0.0	0.0	0.0	0.0	0.0	0.0	0.0

VPR6200

Facility ID ABGP0001537

Facility Name STAR POUCE COUPE

Facility Licence # 16480

Facility Operator 0G30 ARC

Production Month	202001	202002	202003	202004	202005	202006	202007	202008	202009	202010	202011	202012	Totals
Receipts													
Receipts from Alberta Facilities	4,478.9	4,134.0	4,206.2	4,139.7	4,348.9	0.0	0.0	0.0	0.0	0.0	0.0	0.0	21,307.7
Receipts from Non-Alberta Facilities	0.0	0.0	0.0	0.0	0.0	0.0	0.0	0.0	0.0	0.0	0.0	0.0	0.0
Dispositions													
Disposition													
Battery	7.8	7.0	7.8	3.7	0.6	0.0	0.0	0.0	0.0	0.0	0.0	0.0	26.9
Gas Gathering System	0.0	0.0	0.0	0.0	0.0	0.0	0.0	0.0	0.0	0.0	0.0	0.0	0.0
Gas Plant	0.0	0.0	0.0	0.0	0.0	0.0	0.0	0.0	0.0	0.0	0.0	0.0	0.0
Injection Facility	0.0	0.0	0.0	0.0	0.0	0.0	0.0	0.0	0.0	0.0	0.0	0.0	0.0
Meter Station	4,222.8	3,931.8	4,003.5	3,949.4	4,127.0	0.0	0.0	0.0	0.0	0.0	0.0	0.0	20,234.5
Other	0.0	0.0	0.0	0.0	0.0	0.0	0.0	0.0	0.0	0.0	0.0	0.0	0.0
Alberta Commercial	0.0	0.0	0.0	0.0	0.0	0.0	0.0	0.0	0.0	0.0	0.0	0.0	0.0
Alberta Industrial	0.0	0.0	0.0	0.0	0.0	0.0	0.0	0.0	0.0	0.0	0.0	0.0	0.0
Alberta Residential	0.0	0.0	0.0	0.0	0.0	0.0	0.0	0.0	0.0	0.0	0.0	0.0	0.0
Alberta Elec.Generation	0.0	0.0	0.0	0.0	0.0	0.0	0.0	0.0	0.0	0.0	0.0	0.0	0.0
Shrinkage													
Acid Gas	0.0	0.0	0.0	0.0	0.0	0.0	0.0	0.0	0.0	0.0	0.0	0.0	0.0
Other products	33.6	32.0	37.9	31.9	37.6	0.0	0.0	0.0	0.0	0.0	0.0	0.0	173.0
Fuel	18.1	13.4	15.8	7.8	0.0	0.0	0.0	0.0	0.0	0.0	0.0	0.0	55.1
Flared	0.1	0.1	0.1	0.1	0.1	0.0	0.0	0.0	0.0	0.0	0.0	0.0	0.5
Vented	0.1	0.2	0.3	0.3	0.3	0.0	0.0	0.0	0.0	0.0	0.0	0.0	1.2
Diff and Other	196.4	149.5	140.8	146.5	183.3	0.0	0.0	0.0	0.0	0.0	0.0	0.0	816.5
Process and Frac													
Pentanes Plus	85.4	84.4	98.8	75.9	91.7	0.0	0.0	0.0	0.0	0.0	0.0	0.0	436.2
Propane	0.0	0.0	0.0	0.0	0.0	0.0	0.0	0.0	0.0	0.0	0.0	0.0	0.0
Butanes	0.0	0.0	0.0	0.0	0.0	0.0	0.0	0.0	0.0	0.0	0.0	0.0	0.0
Ethane	0.0	0.0	0.0	0.0	0.0	0.0	0.0	0.0	0.0	0.0	0.0	0.0	0.0
NGL MIX	73.0	66.7	80.1	73.7	85.2	0.0	0.0	0.0	0.0	0.0	0.0	0.0	378.7
Sulphur	0.0	0.0	0.0	0.0	0.0	0.0	0.0	0.0	0.0	0.0	0.0	0.0	0.0
Sulphur Closing Inv	0.0	0.0	0.0	0.0	0.0	0.0	0.0	0.0	0.0	0.0	0.0	0.0	0.0

Unit of Measurement: Gas and Gas equivalent products: 1000m3, Liquids: m3, Sulphur: MTS

VPR6200

Facility ID ABGP0001541

Facility Name D Energy Craigmyle Michi 13-28-31-16

Facility Licence # 4206

Facility Operator OT82 PPR

Production Month	202001	202002	202003	202004	202005	202006	202007	202008	202009	202010	202011	202012	Totals
Receipts													
Receipts from Alberta Facilities	2,244.5	2,161.8	2,241.9	2,093.8	2,303.3	0.0	0.0	0.0	0.0	0.0	0.0	0.0	11,045.3
Receipts from Non-Alberta Facilities	0.0	0.0	0.0	0.0	0.0	0.0	0.0	0.0	0.0	0.0	0.0	0.0	0.0
Dispositions													
Disposition													
Battery	0.0	0.0	0.0	0.0	0.0	0.0	0.0	0.0	0.0	0.0	0.0	0.0	0.0
Gas Gathering System	0.0	0.0	0.0	0.0	0.0	0.0	0.0	0.0	0.0	0.0	0.0	0.0	0.0
Gas Plant	0.0	0.0	0.0	0.0	0.0	0.0	0.0	0.0	0.0	0.0	0.0	0.0	0.0
Injection Facility	0.0	0.0	0.0	0.0	0.0	0.0	0.0	0.0	0.0	0.0	0.0	0.0	0.0
Meter Station	2,036.2	1,981.5	2,059.1	1,945.3	2,156.8	0.0	0.0	0.0	0.0	0.0	0.0	0.0	10,178.9
Other	0.0	0.0	0.0	0.0	0.0	0.0	0.0	0.0	0.0	0.0	0.0	0.0	0.0
Alberta Commercial	0.0	0.0	0.0	0.0	0.0	0.0	0.0	0.0	0.0	0.0	0.0	0.0	0.0
Alberta Industrial	0.0	0.0	0.0	0.0	0.0	0.0	0.0	0.0	0.0	0.0	0.0	0.0	0.0
Alberta Residential	0.0	0.0	0.0	0.0	0.0	0.0	0.0	0.0	0.0	0.0	0.0	0.0	0.0
Alberta Elec.Generation	0.0	0.0	0.0	0.0	0.0	0.0	0.0	0.0	0.0	0.0	0.0	0.0	0.0
Shrinkage													
Acid Gas	0.0	0.0	0.0	0.0	0.0	0.0	0.0	0.0	0.0	0.0	0.0	0.0	0.0
Other products	10.1	21.0	9.9	10.3	20.5	0.0	0.0	0.0	0.0	0.0	0.0	0.0	71.8
Fuel	192.0	184.3	191.8	184.0	204.5	0.0	0.0	0.0	0.0	0.0	0.0	0.0	956.6
Flared	0.0	0.0	0.0	0.0	0.0	0.0	0.0	0.0	0.0	0.0	0.0	0.0	0.0
Vented	0.7	0.0	0.0	0.0	0.0	0.0	0.0	0.0	0.0	0.0	0.0	0.0	0.7
Diff and Other	5.5	-25.0	-18.9	-45.8	-78.5	0.0	0.0	0.0	0.0	0.0	0.0	0.0	-162.7
Process and Frac													
Pentanes Plus	0.0	0.0	0.0	0.0	0.0	0.0	0.0	0.0	0.0	0.0	0.0	0.0	0.0
Propane	0.0	0.0	0.0	0.0	0.0	0.0	0.0	0.0	0.0	0.0	0.0	0.0	0.0
Butanes	0.0	0.0	0.0	0.0	0.0	0.0	0.0	0.0	0.0	0.0	0.0	0.0	0.0
Ethane	0.0	0.0	0.0	0.0	0.0	0.0	0.0	0.0	0.0	0.0	0.0	0.0	0.0
NGL MIX	44.4	95.8	45.5	47.0	92.7	0.0	0.0	0.0	0.0	0.0	0.0	0.0	325.4
Sulphur	0.0	0.0	0.0	0.0	0.0	0.0	0.0	0.0	0.0	0.0	0.0	0.0	0.0
Sulphur Closing Inv	0.0	0.0	0.0	0.0	0.0	0.0	0.0	0.0	0.0	0.0	0.0	0.0	0.0

Unit of Measurement: Gas and Gas equivalent products: 1000m3, Liquids: m3, Sulphur: MTS

VPR6200

Facility ID ABGP0001542
Facility Licence # 4485

Facility Name STELLARTON ROWLEY
Facility Operator A1H9 EMBER

Production Month	202001	202002	202003	202004	202005	202006	202007	202008	202009	202010	202011	202012	Totals
Receipts													
Receipts from Alberta Facilities	738.8	767.7	1,162.2	1,323.1	1,410.5	0.0	0.0	0.0	0.0	0.0	0.0	0.0	5,402.3
Receipts from Non-Alberta Facilities	0.0	0.0	0.0	0.0	0.0	0.0	0.0	0.0	0.0	0.0	0.0	0.0	0.0
Dispositions													
Disposition													
Battery	19.8	19.6	28.8	33.5	35.4	0.0	0.0	0.0	0.0	0.0	0.0	0.0	137.1
Gas Gathering System	0.0	0.0	0.0	0.0	0.0	0.0	0.0	0.0	0.0	0.0	0.0	0.0	0.0
Gas Plant	0.0	0.0	0.0	0.0	0.0	0.0	0.0	0.0	0.0	0.0	0.0	0.0	0.0
Injection Facility	0.0	0.0	0.0	0.0	0.0	0.0	0.0	0.0	0.0	0.0	0.0	0.0	0.0
Meter Station	559.9	661.2	1,029.5	1,164.6	1,308.2	0.0	0.0	0.0	0.0	0.0	0.0	0.0	4,723.4
Other	0.0	0.0	0.0	0.0	0.0	0.0	0.0	0.0	0.0	0.0	0.0	0.0	0.0
Alberta Commercial	0.0	0.0	0.0	0.0	0.0	0.0	0.0	0.0	0.0	0.0	0.0	0.0	0.0
Alberta Industrial	0.0	0.0	0.0	0.0	0.0	0.0	0.0	0.0	0.0	0.0	0.0	0.0	0.0
Alberta Residential	0.0	0.0	0.0	0.0	0.0	0.0	0.0	0.0	0.0	0.0	0.0	0.0	0.0
Alberta Elec.Generation	0.0	0.0	0.0	0.0	0.0	0.0	0.0	0.0	0.0	0.0	0.0	0.0	0.0
Shrinkage													
Acid Gas	0.0	0.0	0.0	0.0	0.0	0.0	0.0	0.0	0.0	0.0	0.0	0.0	0.0
Other products	0.0	0.0	0.0	0.0	0.0	0.0	0.0	0.0	0.0	0.0	0.0	0.0	0.0
Fuel	63.1	60.9	78.1	84.9	96.5	0.0	0.0	0.0	0.0	0.0	0.0	0.0	383.5
Flared	0.0	0.0	0.0	0.0	0.0	0.0	0.0	0.0	0.0	0.0	0.0	0.0	0.0
Vented	0.1	0.1	0.0	0.0	0.0	0.0	0.0	0.0	0.0	0.0	0.0	0.0	0.2
Diff and Other	95.9	25.9	25.8	40.1	-29.6	0.0	0.0	0.0	0.0	0.0	0.0	0.0	158.1
Process and Frac													
Pentanes Plus	0.0	0.0	0.0	0.0	0.0	0.0	0.0	0.0	0.0	0.0	0.0	0.0	0.0
Propane	0.0	0.0	0.0	0.0	0.0	0.0	0.0	0.0	0.0	0.0	0.0	0.0	0.0
Butanes	0.0	0.0	0.0	0.0	0.0	0.0	0.0	0.0	0.0	0.0	0.0	0.0	0.0
Ethane	0.0	0.0	0.0	0.0	0.0	0.0	0.0	0.0	0.0	0.0	0.0	0.0	0.0
NGL MIX	0.0	0.0	0.0	0.0	0.0	0.0	0.0	0.0	0.0	0.0	0.0	0.0	0.0
Sulphur	0.0	0.0	0.0	0.0	0.0	0.0	0.0	0.0	0.0	0.0	0.0	0.0	0.0
Sulphur Closing Inv	0.0	0.0	0.0	0.0	0.0	0.0	0.0	0.0	0.0	0.0	0.0	0.0	0.0

Unit of Measurement: Gas and Gas equivalent products: 1000m3, Liquids: m3, Sulphur: MTS

VPR6200

Facility ID ABGP0001545

Facility Name WLE THUNDER

Facility Licence # 13720

Facility Operator A7H7

Production Month	202001	202002	202003	202004	202005	202006	202007	202008	202009	202010	202011	202012	Totals
	SHUTIN	SHUTIN	SHUTIN	SHUTIN	SHUTIN								
Receipts													
Receipts from Alberta Facilities	0.0	0.0	0.0	0.0	0.0	0.0	0.0	0.0	0.0	0.0	0.0	0.0	0.0
Receipts from Non-Alberta Facilities	0.0	0.0	0.0	0.0	0.0	0.0	0.0	0.0	0.0	0.0	0.0	0.0	0.0
Dispositions													
Disposition													
Battery	0.0	0.0	0.0	0.0	0.0	0.0	0.0	0.0	0.0	0.0	0.0	0.0	0.0
Gas Gathering System	0.0	0.0	0.0	0.0	0.0	0.0	0.0	0.0	0.0	0.0	0.0	0.0	0.0
Gas Plant	0.0	0.0	0.0	0.0	0.0	0.0	0.0	0.0	0.0	0.0	0.0	0.0	0.0
Injection Facility	0.0	0.0	0.0	0.0	0.0	0.0	0.0	0.0	0.0	0.0	0.0	0.0	0.0
Meter Station	0.0	0.0	0.0	0.0	0.0	0.0	0.0	0.0	0.0	0.0	0.0	0.0	0.0
Other	0.0	0.0	0.0	0.0	0.0	0.0	0.0	0.0	0.0	0.0	0.0	0.0	0.0
Alberta Commercial	0.0	0.0	0.0	0.0	0.0	0.0	0.0	0.0	0.0	0.0	0.0	0.0	0.0
Alberta Industrial	0.0	0.0	0.0	0.0	0.0	0.0	0.0	0.0	0.0	0.0	0.0	0.0	0.0
Alberta Residential	0.0	0.0	0.0	0.0	0.0	0.0	0.0	0.0	0.0	0.0	0.0	0.0	0.0
Alberta Elec.Generation	0.0	0.0	0.0	0.0	0.0	0.0	0.0	0.0	0.0	0.0	0.0	0.0	0.0
Shrinkage													
Acid Gas	0.0	0.0	0.0	0.0	0.0	0.0	0.0	0.0	0.0	0.0	0.0	0.0	0.0
Other products	0.0	0.0	0.0	0.0	0.0	0.0	0.0	0.0	0.0	0.0	0.0	0.0	0.0
Fuel	0.0	0.0	0.0	0.0	0.0	0.0	0.0	0.0	0.0	0.0	0.0	0.0	0.0
Flared	0.0	0.0	0.0	0.0	0.0	0.0	0.0	0.0	0.0	0.0	0.0	0.0	0.0
Vented	0.0	0.0	0.0	0.0	0.0	0.0	0.0	0.0	0.0	0.0	0.0	0.0	0.0
Diff and Other	0.0	0.0	0.0	0.0	0.0	0.0	0.0	0.0	0.0	0.0	0.0	0.0	0.0
Process and Frac													
Pentanes Plus	0.0	0.0	0.0	0.0	0.0	0.0	0.0	0.0	0.0	0.0	0.0	0.0	0.0
Propane	0.0	0.0	0.0	0.0	0.0	0.0	0.0	0.0	0.0	0.0	0.0	0.0	0.0
Butanes	0.0	0.0	0.0	0.0	0.0	0.0	0.0	0.0	0.0	0.0	0.0	0.0	0.0
Ethane	0.0	0.0	0.0	0.0	0.0	0.0	0.0	0.0	0.0	0.0	0.0	0.0	0.0
NGL MIX	0.0	0.0	0.0	0.0	0.0	0.0	0.0	0.0	0.0	0.0	0.0	0.0	0.0
Sulphur	0.0	0.0	0.0	0.0	0.0	0.0	0.0	0.0	0.0	0.0	0.0	0.0	0.0
Sulphur Closing Inv	0.0	0.0	0.0	0.0	0.0	0.0	0.0	0.0	0.0	0.0	0.0	0.0	0.0

Unit of Measurement: Gas and Gas equivalent products: 1000m3, Liquids: m3, Sulphur: MTS

VPR6200

Facility ID ABGP0001546
Facility Licence # 3408

Facility Name PROVIDENT CESSFORD
Facility Operator A7AZ

Production Month	202001	202002	202003	202004	202005	202006	202007	202008	202009	202010	202011	202012	Totals
	SHUTIN	SHUTIN	SHUTIN	SHUTIN	SHUTIN								
Receipts													
Receipts from Alberta Facilities	0.0	0.0	0.0	0.0	0.0	0.0	0.0	0.0	0.0	0.0	0.0	0.0	0.0
Receipts from Non-Alberta Facilities	0.0	0.0	0.0	0.0	0.0	0.0	0.0	0.0	0.0	0.0	0.0	0.0	0.0
Dispositions													
Disposition													
Battery	0.0	0.0	0.0	0.0	0.0	0.0	0.0	0.0	0.0	0.0	0.0	0.0	0.0
Gas Gathering System	0.0	0.0	0.0	0.0	0.0	0.0	0.0	0.0	0.0	0.0	0.0	0.0	0.0
Gas Plant	0.0	0.0	0.0	0.0	0.0	0.0	0.0	0.0	0.0	0.0	0.0	0.0	0.0
Injection Facility	0.0	0.0	0.0	0.0	0.0	0.0	0.0	0.0	0.0	0.0	0.0	0.0	0.0
Meter Station	0.0	0.0	0.0	0.0	0.0	0.0	0.0	0.0	0.0	0.0	0.0	0.0	0.0
Other	0.0	0.0	0.0	0.0	0.0	0.0	0.0	0.0	0.0	0.0	0.0	0.0	0.0
Alberta Commercial	0.0	0.0	0.0	0.0	0.0	0.0	0.0	0.0	0.0	0.0	0.0	0.0	0.0
Alberta Industrial	0.0	0.0	0.0	0.0	0.0	0.0	0.0	0.0	0.0	0.0	0.0	0.0	0.0
Alberta Residential	0.0	0.0	0.0	0.0	0.0	0.0	0.0	0.0	0.0	0.0	0.0	0.0	0.0
Alberta Elec.Generation	0.0	0.0	0.0	0.0	0.0	0.0	0.0	0.0	0.0	0.0	0.0	0.0	0.0
Shrinkage													
Acid Gas	0.0	0.0	0.0	0.0	0.0	0.0	0.0	0.0	0.0	0.0	0.0	0.0	0.0
Other products	0.0	0.0	0.0	0.0	0.0	0.0	0.0	0.0	0.0	0.0	0.0	0.0	0.0
Fuel	0.0	0.0	0.0	0.0	0.0	0.0	0.0	0.0	0.0	0.0	0.0	0.0	0.0
Flared	0.0	0.0	0.0	0.0	0.0	0.0	0.0	0.0	0.0	0.0	0.0	0.0	0.0
Vented	0.0	0.0	0.0	0.0	0.0	0.0	0.0	0.0	0.0	0.0	0.0	0.0	0.0
Diff and Other	0.0	0.0	0.0	0.0	0.0	0.0	0.0	0.0	0.0	0.0	0.0	0.0	0.0
Process and Frac													
Pentanes Plus	0.0	0.0	0.0	0.0	0.0	0.0	0.0	0.0	0.0	0.0	0.0	0.0	0.0
Propane	0.0	0.0	0.0	0.0	0.0	0.0	0.0	0.0	0.0	0.0	0.0	0.0	0.0
Butanes	0.0	0.0	0.0	0.0	0.0	0.0	0.0	0.0	0.0	0.0	0.0	0.0	0.0
Ethane	0.0	0.0	0.0	0.0	0.0	0.0	0.0	0.0	0.0	0.0	0.0	0.0	0.0
NGL MIX	0.0	0.0	0.0	0.0	0.0	0.0	0.0	0.0	0.0	0.0	0.0	0.0	0.0
Sulphur	0.0	0.0	0.0	0.0	0.0	0.0	0.0	0.0	0.0	0.0	0.0	0.0	0.0
Sulphur Closing Inv	0.0	0.0	0.0	0.0	0.0	0.0	0.0	0.0	0.0	0.0	0.0	0.0	0.0

VPR6200

Facility ID ABGP0001549

Facility Name BONNIE GLEN 09-19-043-25W4 GAS PLANT

Facility Licence # 9281

Facility Operator A74Y TIDEWATER

Production Month	202001	202002	202003	202004	202005	202006	202007	202008	202009	202010	202011	202012	Totals
Receipts													
Receipts from Alberta Facilities	1,887.4	1,923.7	2,011.4	1,875.7	1,862.1	0.0	0.0	0.0	0.0	0.0	0.0	0.0	9,560.3
Receipts from Non-Alberta Facilities	0.0	0.0	0.0	0.0	0.0	0.0	0.0	0.0	0.0	0.0	0.0	0.0	0.0
Dispositions													
Disposition													
Battery	176.6	213.7	280.3	67.7	132.8	0.0	0.0	0.0	0.0	0.0	0.0	0.0	871.1
Gas Gathering System	0.0	0.0	0.0	0.0	0.0	0.0	0.0	0.0	0.0	0.0	0.0	0.0	0.0
Gas Plant	0.0	0.0	0.0	0.0	0.0	0.0	0.0	0.0	0.0	0.0	0.0	0.0	0.0
Injection Facility	0.0	0.0	0.0	0.0	0.0	0.0	0.0	0.0	0.0	0.0	0.0	0.0	0.0
Meter Station	1,599.5	1,605.8	1,641.9	1,723.4	1,627.1	0.0	0.0	0.0	0.0	0.0	0.0	0.0	8,197.7
Other	0.0	0.0	0.0	0.0	0.0	0.0	0.0	0.0	0.0	0.0	0.0	0.0	0.0
Alberta Commercial	0.0	0.0	0.0	0.0	0.0	0.0	0.0	0.0	0.0	0.0	0.0	0.0	0.0
Alberta Industrial	0.0	0.0	0.0	0.0	0.0	0.0	0.0	0.0	0.0	0.0	0.0	0.0	0.0
Alberta Residential	0.0	0.0	0.0	0.0	0.0	0.0	0.0	0.0	0.0	0.0	0.0	0.0	0.0
Alberta Elec.Generation	0.0	0.0	0.0	0.0	0.0	0.0	0.0	0.0	0.0	0.0	0.0	0.0	0.0
Shrinkage													
Acid Gas	0.0	0.0	0.0	0.0	0.0	0.0	0.0	0.0	0.0	0.0	0.0	0.0	0.0
Other products	46.7	49.7	51.6	46.0	42.2	0.0	0.0	0.0	0.0	0.0	0.0	0.0	236.2
Fuel	55.2	48.4	52.0	48.0	43.5	0.0	0.0	0.0	0.0	0.0	0.0	0.0	247.1
Flared	0.0	0.0	0.0	0.0	0.0	0.0	0.0	0.0	0.0	0.0	0.0	0.0	0.0
Vented	3.2	3.4	1.6	1.5	1.6	0.0	0.0	0.0	0.0	0.0	0.0	0.0	11.3
Diff and Other	6.2	2.7	-16.0	-10.9	14.9	0.0	0.0	0.0	0.0	0.0	0.0	0.0	-3.1
Process and Frac													
Pentanes Plus	4.2	6.1	1.9	2.5	10.3	0.0	0.0	0.0	0.0	0.0	0.0	0.0	25.0
Propane	0.0	0.0	0.0	0.0	0.0	0.0	0.0	0.0	0.0	0.0	0.0	0.0	0.0
Butanes	0.0	0.0	0.0	0.0	0.0	0.0	0.0	0.0	0.0	0.0	0.0	0.0	0.0
Ethane	0.0	0.0	0.0	0.0	0.0	0.0	0.0	0.0	0.0	0.0	0.0	0.0	0.0
NGL MIX	193.1	203.8	215.7	192.3	169.1	0.0	0.0	0.0	0.0	0.0	0.0	0.0	974.0
Sulphur	0.0	0.0	0.0	0.0	0.0	0.0	0.0	0.0	0.0	0.0	0.0	0.0	0.0
Sulphur Closing Inv	0.0	0.0	0.0	0.0	0.0	0.0	0.0	0.0	0.0	0.0	0.0	0.0	0.0

Unit of Measurement: Gas and Gas equivalent products: 1000m3, Liquids: m3, Sulphur: MTS

VPR6200

Facility ID ABGP0001562
Facility Licence # 13654

Facility Name KAYBOB S. 11-19-60-19W5
Facility Operator OHE9 CNRL

Production Month	202001	202002	202003	202004	202005	202006	202007	202008	202009	202010	202011	202012	Totals
Receipts													
Receipts from Alberta Facilities	2,824.5	3,026.7	3,249.0	2,888.2	3,129.2	0.0	0.0	0.0	0.0	0.0	0.0	0.0	15,117.6
Receipts from Non-Alberta Facilities	0.0	0.0	0.0	0.0	0.0	0.0	0.0	0.0	0.0	0.0	0.0	0.0	0.0
Dispositions													
Disposition													
Battery	0.0	0.0	0.0	0.0	0.0	0.0	0.0	0.0	0.0	0.0	0.0	0.0	0.0
Gas Gathering System	0.0	0.0	0.0	0.0	0.0	0.0	0.0	0.0	0.0	0.0	0.0	0.0	0.0
Gas Plant	0.0	0.0	0.0	0.0	0.0	0.0	0.0	0.0	0.0	0.0	0.0	0.0	0.0
Injection Facility	0.0	0.0	0.0	0.0	0.0	0.0	0.0	0.0	0.0	0.0	0.0	0.0	0.0
Meter Station	2,493.3	2,485.0	2,678.4	2,513.0	2,662.1	0.0	0.0	0.0	0.0	0.0	0.0	0.0	12,831.8
Other	0.0	0.0	0.0	0.0	0.0	0.0	0.0	0.0	0.0	0.0	0.0	0.0	0.0
Alberta Commercial	0.0	0.0	0.0	0.0	0.0	0.0	0.0	0.0	0.0	0.0	0.0	0.0	0.0
Alberta Industrial	0.0	0.0	0.0	0.0	0.0	0.0	0.0	0.0	0.0	0.0	0.0	0.0	0.0
Alberta Residential	0.0	0.0	0.0	0.0	0.0	0.0	0.0	0.0	0.0	0.0	0.0	0.0	0.0
Alberta Elec.Generation	0.0	0.0	0.0	0.0	0.0	0.0	0.0	0.0	0.0	0.0	0.0	0.0	0.0
Shrinkage													
Acid Gas	0.0	0.0	0.0	0.0	0.0	0.0	0.0	0.0	0.0	0.0	0.0	0.0	0.0
Other products	77.8	84.0	97.2	88.3	117.0	0.0	0.0	0.0	0.0	0.0	0.0	0.0	464.3
Fuel	153.1	140.6	154.2	148.8	156.1	0.0	0.0	0.0	0.0	0.0	0.0	0.0	752.8
Flared	0.4	0.5	0.9	0.4	0.4	0.0	0.0	0.0	0.0	0.0	0.0	0.0	2.6
Vented	1.9	0.1	1.6	1.9	0.2	0.0	0.0	0.0	0.0	0.0	0.0	0.0	5.7
Diff and Other	98.0	316.5	316.7	135.8	193.4	0.0	0.0	0.0	0.0	0.0	0.0	0.0	1,060.4
Process and Frac													
Pentanes Plus	49.5	38.2	43.4	44.1	64.5	0.0	0.0	0.0	0.0	0.0	0.0	0.0	239.7
Propane	0.0	0.0	0.0	0.0	0.0	0.0	0.0	0.0	0.0	0.0	0.0	0.0	0.0
Butanes	0.0	0.0	0.0	0.0	0.0	0.0	0.0	0.0	0.0	0.0	0.0	0.0	0.0
Ethane	0.0	0.0	0.0	0.0	0.0	0.0	0.0	0.0	0.0	0.0	0.0	0.0	0.0
NGL MIX	289.5	323.9	375.0	337.0	441.1	0.0	0.0	0.0	0.0	0.0	0.0	0.0	1,766.5
Sulphur	0.0	0.0	0.0	0.0	0.0	0.0	0.0	0.0	0.0	0.0	0.0	0.0	0.0
Sulphur Closing Inv	0.0	0.0	0.0	0.0	0.0	0.0	0.0	0.0	0.0	0.0	0.0	0.0	0.0

Unit of Measurement: Gas and Gas equivalent products: 1000m3, Liquids: m3, Sulphur: MTS

VPR6200

Facility ID ABGP0001566
Facility Licence # 9346

Facility Name LEEDALE 9-21 GAS PLANT
Facility Operator A7ME GAIN

Production Month	202001	202002	202003	202004	202005	202006	202007	202008	202009	202010	202011	202012	Totals
Receipts													
Receipts from Alberta Facilities	7,681.9	7,187.5	6,484.5	7,138.5	6,959.9	0.0	0.0	0.0	0.0	0.0	0.0	0.0	35,452.3
Receipts from Non-Alberta Facilities	0.0	0.0	0.0	0.0	0.0	0.0	0.0	0.0	0.0	0.0	0.0	0.0	0.0
Dispositions													
Disposition													
Battery	0.0	0.0	0.0	0.0	0.0	0.0	0.0	0.0	0.0	0.0	0.0	0.0	0.0
Gas Gathering System	0.0	0.0	0.0	0.0	0.0	0.0	0.0	0.0	0.0	0.0	0.0	0.0	0.0
Gas Plant	0.0	0.0	0.0	0.0	0.0	0.0	0.0	0.0	0.0	0.0	0.0	0.0	0.0
Injection Facility	0.0	0.0	0.0	0.0	0.0	0.0	0.0	0.0	0.0	0.0	0.0	0.0	0.0
Meter Station	7,286.7	6,853.2	6,207.2	6,790.4	6,604.3	0.0	0.0	0.0	0.0	0.0	0.0	0.0	33,741.8
Other	0.0	0.0	0.0	0.0	0.0	0.0	0.0	0.0	0.0	0.0	0.0	0.0	0.0
Alberta Commercial	0.0	0.0	0.0	0.0	0.0	0.0	0.0	0.0	0.0	0.0	0.0	0.0	0.0
Alberta Industrial	0.0	0.0	0.0	0.0	0.0	0.0	0.0	0.0	0.0	0.0	0.0	0.0	0.0
Alberta Residential	0.0	0.0	0.0	0.0	0.0	0.0	0.0	0.0	0.0	0.0	0.0	0.0	0.0
Alberta Elec.Generation	0.0	0.0	0.0	0.0	0.0	0.0	0.0	0.0	0.0	0.0	0.0	0.0	0.0
Shrinkage													
Acid Gas	0.0	0.0	0.0	0.0	0.0	0.0	0.0	0.0	0.0	0.0	0.0	0.0	0.0
Other products	235.7	200.1	209.3	236.3	211.7	0.0	0.0	0.0	0.0	0.0	0.0	0.0	1,093.1
Fuel	254.5	234.8	202.2	228.3	234.0	0.0	0.0	0.0	0.0	0.0	0.0	0.0	1,153.8
Flared	0.4	0.0	7.6	5.7	0.7	0.0	0.0	0.0	0.0	0.0	0.0	0.0	14.4
Vented	0.0	12.4	12.8	13.1	13.6	0.0	0.0	0.0	0.0	0.0	0.0	0.0	51.9
Diff and Other	-95.4	-113.0	-154.6	-135.3	-104.4	0.0	0.0	0.0	0.0	0.0	0.0	0.0	-602.7
Process and Frac													
Pentanes Plus	333.6	255.9	303.6	342.2	365.4	0.0	0.0	0.0	0.0	0.0	0.0	0.0	1,600.7
Propane	0.0	0.0	0.0	0.0	0.0	0.0	0.0	0.0	0.0	0.0	0.0	0.0	0.0
Butanes	0.0	0.0	0.0	0.0	0.0	0.0	0.0	0.0	0.0	0.0	0.0	0.0	0.0
Ethane	0.0	0.0	0.0	0.0	0.0	0.0	0.0	0.0	0.0	0.0	0.0	0.0	0.0
NGL MIX	702.3	621.5	606.5	678.7	559.9	0.0	0.0	0.0	0.0	0.0	0.0	0.0	3,168.9
Sulphur	0.0	0.0	0.0	0.0	0.0	0.0	0.0	0.0	0.0	0.0	0.0	0.0	0.0
Sulphur Closing Inv	0.0	0.0	0.0	0.0	0.0	0.0	0.0	0.0	0.0	0.0	0.0	0.0	0.0

Unit of Measurement: Gas and Gas equivalent products: 1000m3, Liquids: m3, Sulphur: MTS

VPR6200

Facility ID ABGP0001570

Facility Name EMBER KELSEY

Facility Licence # 9452

Facility Operator A1H9 EMBER

Production Month	202001	202002	202003	202004	202005	202006	202007	202008	202009	202010	202011	202012	Totals
Receipts													
Receipts from Alberta Facilities	1,604.4	1,600.9	1,721.1	1,587.4	1,693.8	0.0	0.0	0.0	0.0	0.0	0.0	0.0	8,207.6
Receipts from Non-Alberta Facilities	0.0	0.0	0.0	0.0	0.0	0.0	0.0	0.0	0.0	0.0	0.0	0.0	0.0
Dispositions													
Disposition													
Battery	0.0	0.0	0.0	0.0	0.0	0.0	0.0	0.0	0.0	0.0	0.0	0.0	0.0
Gas Gathering System	0.0	0.0	0.0	0.0	0.0	0.0	0.0	0.0	0.0	0.0	0.0	0.0	0.0
Gas Plant	0.0	0.0	0.0	0.0	0.0	0.0	0.0	0.0	0.0	0.0	0.0	0.0	0.0
Injection Facility	0.0	0.0	0.0	0.0	0.0	0.0	0.0	0.0	0.0	0.0	0.0	0.0	0.0
Meter Station	1,443.2	1,550.3	1,644.5	1,461.4	1,551.2	0.0	0.0	0.0	0.0	0.0	0.0	0.0	7,650.6
Other	0.0	0.0	0.0	0.0	0.0	0.0	0.0	0.0	0.0	0.0	0.0	0.0	0.0
Alberta Commercial	0.0	0.0	0.0	0.0	0.0	0.0	0.0	0.0	0.0	0.0	0.0	0.0	0.0
Alberta Industrial	0.0	0.0	0.0	0.0	0.0	0.0	0.0	0.0	0.0	0.0	0.0	0.0	0.0
Alberta Residential	0.0	0.0	0.0	0.0	0.0	0.0	0.0	0.0	0.0	0.0	0.0	0.0	0.0
Alberta Elec.Generation	0.0	0.0	0.0	0.0	0.0	0.0	0.0	0.0	0.0	0.0	0.0	0.0	0.0
Shrinkage													
Acid Gas	0.0	0.0	0.0	0.0	0.0	0.0	0.0	0.0	0.0	0.0	0.0	0.0	0.0
Other products	0.0	0.0	0.0	0.0	0.0	0.0	0.0	0.0	0.0	0.0	0.0	0.0	0.0
Fuel	149.8	144.0	158.0	142.4	147.9	0.0	0.0	0.0	0.0	0.0	0.0	0.0	742.1
Flared	0.2	0.3	0.0	0.3	0.8	0.0	0.0	0.0	0.0	0.0	0.0	0.0	1.6
Vented	0.0	0.3	0.0	0.1	0.0	0.0	0.0	0.0	0.0	0.0	0.0	0.0	0.4
Diff and Other	11.2	-94.0	-81.4	-16.8	-6.1	0.0	0.0	0.0	0.0	0.0	0.0	0.0	-187.1
Process and Frac													
Pentanes Plus	0.0	0.0	0.0	0.0	0.0	0.0	0.0	0.0	0.0	0.0	0.0	0.0	0.0
Propane	0.0	0.0	0.0	0.0	0.0	0.0	0.0	0.0	0.0	0.0	0.0	0.0	0.0
Butanes	0.0	0.0	0.0	0.0	0.0	0.0	0.0	0.0	0.0	0.0	0.0	0.0	0.0
Ethane	0.0	0.0	0.0	0.0	0.0	0.0	0.0	0.0	0.0	0.0	0.0	0.0	0.0
NGL MIX	0.0	0.0	0.0	0.0	0.0	0.0	0.0	0.0	0.0	0.0	0.0	0.0	0.0
Sulphur	0.0	0.0	0.0	0.0	0.0	0.0	0.0	0.0	0.0	0.0	0.0	0.0	0.0
Sulphur Closing Inv	0.0	0.0	0.0	0.0	0.0	0.0	0.0	0.0	0.0	0.0	0.0	0.0	0.0

Unit of Measurement: Gas and Gas equivalent products: 1000m3, Liquids: m3, Sulphur: MTS

VPR6200

Facility ID ABGP0001573

Facility Name HUSKY DRUMHELLER 4-9 C

Facility Licence # 4223

Facility Operator A7R8

Production Month	202001	202002	202003	202004	202005	202006	202007	202008	202009	202010	202011	202012	Totals
	SHUTIN	SHUTIN	SHUTIN	SHUTIN									
Receipts													
Receipts from Alberta Facilities	0.0	0.0	0.0	0.0	4,842.3	0.0	0.0	0.0	0.0	0.0	0.0	0.0	4,842.3
Receipts from Non-Alberta Facilities	0.0	0.0	0.0	0.0	0.0	0.0	0.0	0.0	0.0	0.0	0.0	0.0	0.0
Dispositions													
Disposition													
Battery	0.0	0.0	0.0	0.0	0.0	0.0	0.0	0.0	0.0	0.0	0.0	0.0	0.0
Gas Gathering System	0.0	0.0	0.0	0.0	0.0	0.0	0.0	0.0	0.0	0.0	0.0	0.0	0.0
Gas Plant	0.0	0.0	0.0	0.0	0.0	0.0	0.0	0.0	0.0	0.0	0.0	0.0	0.0
Injection Facility	0.0	0.0	0.0	0.0	0.0	0.0	0.0	0.0	0.0	0.0	0.0	0.0	0.0
Meter Station	0.0	0.0	0.0	0.0	4,326.7	0.0	0.0	0.0	0.0	0.0	0.0	0.0	4,326.7
Other	0.0	0.0	0.0	0.0	0.0	0.0	0.0	0.0	0.0	0.0	0.0	0.0	0.0
Alberta Commercial	0.0	0.0	0.0	0.0	0.0	0.0	0.0	0.0	0.0	0.0	0.0	0.0	0.0
Alberta Industrial	0.0	0.0	0.0	0.0	0.0	0.0	0.0	0.0	0.0	0.0	0.0	0.0	0.0
Alberta Residential	0.0	0.0	0.0	0.0	0.0	0.0	0.0	0.0	0.0	0.0	0.0	0.0	0.0
Alberta Elec.Generation	0.0	0.0	0.0	0.0	0.0	0.0	0.0	0.0	0.0	0.0	0.0	0.0	0.0
Shrinkage													
Acid Gas	0.0	0.0	0.0	0.0	0.0	0.0	0.0	0.0	0.0	0.0	0.0	0.0	0.0
Other products	0.0	0.0	0.0	0.0	52.0	0.0	0.0	0.0	0.0	0.0	0.0	0.0	52.0
Fuel	0.0	0.0	0.0	0.0	467.2	0.0	0.0	0.0	0.0	0.0	0.0	0.0	467.2
Flared	0.0	0.0	0.0	0.0	0.0	0.0	0.0	0.0	0.0	0.0	0.0	0.0	0.0
Vented	0.0	0.0	0.0	0.0	0.0	0.0	0.0	0.0	0.0	0.0	0.0	0.0	0.0
Diff and Other	0.0	0.0	0.0	0.0	-3.6	0.0	0.0	0.0	0.0	0.0	0.0	0.0	-3.6
Process and Frac													
Pentanes Plus	0.0	0.0	0.0	0.0	0.6	0.0	0.0	0.0	0.0	0.0	0.0	0.0	0.6
Propane	0.0	0.0	0.0	0.0	0.0	0.0	0.0	0.0	0.0	0.0	0.0	0.0	0.0
Butanes	0.0	0.0	0.0	0.0	0.0	0.0	0.0	0.0	0.0	0.0	0.0	0.0	0.0
Ethane	0.0	0.0	0.0	0.0	0.0	0.0	0.0	0.0	0.0	0.0	0.0	0.0	0.0
NGL MIX	0.0	0.0	0.0	0.0	226.0	0.0	0.0	0.0	0.0	0.0	0.0	0.0	226.0
Sulphur	0.0	0.0	0.0	0.0	0.0	0.0	0.0	0.0	0.0	0.0	0.0	0.0	0.0
Sulphur Closing Inv	0.0	0.0	0.0	0.0	0.0	0.0	0.0	0.0	0.0	0.0	0.0	0.0	0.0

Unit of Measurement: Gas and Gas equivalent products: 1000m3, Liquids: m3, Sulphur: MTS

VPR6200

Facility ID ABGP0001576

Facility Name APL NITON

Facility Licence # 12809

Facility Operator A2PH JOURNEY

Production Month	202001	202002	202003	202004	202005	202006	202007	202008	202009	202010	202011	202012	Totals
Receipts													
Receipts from Alberta Facilities	1,698.1	1,694.6	1,811.3	1,755.4	1,782.7	0.0	0.0	0.0	0.0	0.0	0.0	0.0	8,742.1
Receipts from Non-Alberta Facilities	0.0	0.0	0.0	0.0	0.0	0.0	0.0	0.0	0.0	0.0	0.0	0.0	0.0
Dispositions													
Disposition													
Battery	0.0	0.0	0.0	0.0	0.0	0.0	0.0	0.0	0.0	0.0	0.0	0.0	0.0
Gas Gathering System	0.0	0.0	0.0	0.0	0.0	0.0	0.0	0.0	0.0	0.0	0.0	0.0	0.0
Gas Plant	0.0	0.0	0.0	0.0	0.0	0.0	0.0	0.0	0.0	0.0	0.0	0.0	0.0
Injection Facility	0.0	0.0	0.0	0.0	0.0	0.0	0.0	0.0	0.0	0.0	0.0	0.0	0.0
Meter Station	1,402.8	1,420.6	1,525.2	1,479.4	1,507.3	0.0	0.0	0.0	0.0	0.0	0.0	0.0	7,335.3
Other	0.0	0.0	0.0	0.0	0.0	0.0	0.0	0.0	0.0	0.0	0.0	0.0	0.0
Alberta Commercial	0.0	0.0	0.0	0.0	0.0	0.0	0.0	0.0	0.0	0.0	0.0	0.0	0.0
Alberta Industrial	0.0	0.0	0.0	0.0	0.0	0.0	0.0	0.0	0.0	0.0	0.0	0.0	0.0
Alberta Residential	0.0	0.0	0.0	0.0	0.0	0.0	0.0	0.0	0.0	0.0	0.0	0.0	0.0
Alberta Elec.Generation	0.0	0.0	0.0	0.0	0.0	0.0	0.0	0.0	0.0	0.0	0.0	0.0	0.0
Shrinkage													
Acid Gas	0.0	0.0	0.0	0.0	0.0	0.0	0.0	0.0	0.0	0.0	0.0	0.0	0.0
Other products	93.8	92.5	104.5	98.9	103.0	0.0	0.0	0.0	0.0	0.0	0.0	0.0	492.7
Fuel	155.7	147.6	153.9	145.9	144.9	0.0	0.0	0.0	0.0	0.0	0.0	0.0	748.0
Flared	8.5	0.0	0.0	0.0	0.0	0.0	0.0	0.0	0.0	0.0	0.0	0.0	8.5
Vented	1.7	0.0	0.0	0.0	0.0	0.0	0.0	0.0	0.0	0.0	0.0	0.0	1.7
Diff and Other	35.6	33.9	27.7	31.2	27.5	0.0	0.0	0.0	0.0	0.0	0.0	0.0	155.9
Process and Frac													
Pentanes Plus	81.1	26.6	54.6	38.7	30.0	0.0	0.0	0.0	0.0	0.0	0.0	0.0	231.0
Propane	0.0	0.0	0.0	0.0	0.0	0.0	0.0	0.0	0.0	0.0	0.0	0.0	0.0
Butanes	0.0	0.0	0.0	0.0	0.0	0.0	0.0	0.0	0.0	0.0	0.0	0.0	0.0
Ethane	0.0	0.0	0.0	0.0	0.0	0.0	0.0	0.0	0.0	0.0	0.0	0.0	0.0
NGL MIX	315.0	355.2	382.6	373.4	398.4	0.0	0.0	0.0	0.0	0.0	0.0	0.0	1,824.6
Sulphur	0.0	0.0	0.0	0.0	0.0	0.0	0.0	0.0	0.0	0.0	0.0	0.0	0.0
Sulphur Closing Inv	0.0	0.0	0.0	0.0	0.0	0.0	0.0	0.0	0.0	0.0	0.0	0.0	0.0

Unit of Measurement: Gas and Gas equivalent products: 1000m3, Liquids: m3, Sulphur: MTS

VPR6200

Facility ID ABGP0001577

Facility Name PINE CREEK 10-23 GAS PLANT

Facility Licence # 13313

Facility Operator A5RX BEC

Production Month	202001	202002	202003	202004	202005	202006	202007	202008	202009	202010	202011	202012	Totals
Receipts													
Receipts from Alberta Facilities	8,693.3	8,060.7	8,897.0	8,566.3	8,535.5	0.0	0.0	0.0	0.0	0.0	0.0	0.0	42,752.8
Receipts from Non-Alberta Facilities	0.0	0.0	0.0	0.0	0.0	0.0	0.0	0.0	0.0	0.0	0.0	0.0	0.0
Dispositions													
Disposition													
Battery	0.0	0.0	0.0	0.0	0.0	0.0	0.0	0.0	0.0	0.0	0.0	0.0	0.0
Gas Gathering System	1,356.7	1,202.3	1,299.9	1,143.4	1,047.4	0.0	0.0	0.0	0.0	0.0	0.0	0.0	6,049.7
Gas Plant	0.0	0.0	0.0	0.0	0.0	0.0	0.0	0.0	0.0	0.0	0.0	0.0	0.0
Injection Facility	0.0	0.0	0.0	0.0	0.0	0.0	0.0	0.0	0.0	0.0	0.0	0.0	0.0
Meter Station	6,585.7	6,177.6	6,845.3	6,841.5	7,051.0	0.0	0.0	0.0	0.0	0.0	0.0	0.0	33,501.1
Other	0.0	0.0	0.0	0.0	0.0	0.0	0.0	0.0	0.0	0.0	0.0	0.0	0.0
Alberta Commercial	0.0	0.0	0.0	0.0	0.0	0.0	0.0	0.0	0.0	0.0	0.0	0.0	0.0
Alberta Industrial	0.0	0.0	0.0	0.0	0.0	0.0	0.0	0.0	0.0	0.0	0.0	0.0	0.0
Alberta Residential	0.0	0.0	0.0	0.0	0.0	0.0	0.0	0.0	0.0	0.0	0.0	0.0	0.0
Alberta Elec.Generation	0.0	0.0	0.0	0.0	0.0	0.0	0.0	0.0	0.0	0.0	0.0	0.0	0.0
Shrinkage													
Acid Gas	0.0	0.0	0.0	0.0	0.0	0.0	0.0	0.0	0.0	0.0	0.0	0.0	0.0
Other products	462.9	402.1	429.1	420.1	343.2	0.0	0.0	0.0	0.0	0.0	0.0	0.0	2,057.4
Fuel	204.6	197.1	191.9	190.5	190.6	0.0	0.0	0.0	0.0	0.0	0.0	0.0	974.7
Flared	0.0	0.0	0.0	0.0	0.9	0.0	0.0	0.0	0.0	0.0	0.0	0.0	0.9
Vented	1.9	2.0	0.5	0.5	0.6	0.0	0.0	0.0	0.0	0.0	0.0	0.0	5.5
Diff and Other	81.5	79.6	130.3	-29.7	-98.2	0.0	0.0	0.0	0.0	0.0	0.0	0.0	163.5
Process and Frac													
Pentanes Plus	1.0	0.0	0.0	0.0	0.0	0.0	0.0	0.0	0.0	0.0	0.0	0.0	1.0
Propane	0.0	0.0	0.0	0.0	0.0	0.0	0.0	0.0	0.0	0.0	0.0	0.0	0.0
Butanes	0.0	0.0	0.0	0.0	0.0	0.0	0.0	0.0	0.0	0.0	0.0	0.0	0.0
Ethane	0.0	0.0	0.0	0.0	0.0	0.0	0.0	0.0	0.0	0.0	0.0	0.0	0.0
NGL MIX	1,988.2	1,729.7	1,856.5	1,815.6	1,483.3	0.0	0.0	0.0	0.0	0.0	0.0	0.0	8,873.3
Sulphur	0.0	0.0	0.0	0.0	0.0	0.0	0.0	0.0	0.0	0.0	0.0	0.0	0.0
Sulphur Closing Inv	0.0	0.0	0.0	0.0	0.0	0.0	0.0	0.0	0.0	0.0	0.0	0.0	0.0

Unit of Measurement: Gas and Gas equivalent products: 1000m3, Liquids: m3, Sulphur: MTS

VPR6200

Facility ID ABGP0001582

Facility Name NORTHROCK CARROT CREEK 2-26-52-12W5

Facility Licence # 12175

Facility Operator A5WA TANGLE CREEK

Production Month	202001	202002	202003	202004	202005	202006	202007	202008	202009	202010	202011	202012	Totals
Receipts													
Receipts from Alberta Facilities	3,567.3	3,662.5	6,441.7	6,617.4	6,013.0	0.0	0.0	0.0	0.0	0.0	0.0	0.0	26,301.9
Receipts from Non-Alberta Facilities	0.0	0.0	0.0	0.0	0.0	0.0	0.0	0.0	0.0	0.0	0.0	0.0	0.0
Dispositions													
Disposition													
Battery	0.0	0.0	0.0	0.0	0.0	0.0	0.0	0.0	0.0	0.0	0.0	0.0	0.0
Gas Gathering System	0.0	0.0	0.0	0.0	0.0	0.0	0.0	0.0	0.0	0.0	0.0	0.0	0.0
Gas Plant	0.0	0.0	0.0	0.0	0.0	0.0	0.0	0.0	0.0	0.0	0.0	0.0	0.0
Injection Facility	0.0	0.0	0.0	0.0	0.0	0.0	0.0	0.0	0.0	0.0	0.0	0.0	0.0
Meter Station	3,148.2	3,274.1	5,695.5	5,889.8	5,443.6	0.0	0.0	0.0	0.0	0.0	0.0	0.0	23,451.2
Other	0.0	0.0	0.0	0.0	0.0	0.0	0.0	0.0	0.0	0.0	0.0	0.0	0.0
Alberta Commercial	0.0	0.0	0.0	0.0	0.0	0.0	0.0	0.0	0.0	0.0	0.0	0.0	0.0
Alberta Industrial	0.0	0.0	0.0	0.0	0.0	0.0	0.0	0.0	0.0	0.0	0.0	0.0	0.0
Alberta Residential	0.0	0.0	0.0	0.0	0.0	0.0	0.0	0.0	0.0	0.0	0.0	0.0	0.0
Alberta Elec.Generation	0.0	0.0	0.0	0.0	0.0	0.0	0.0	0.0	0.0	0.0	0.0	0.0	0.0
Shrinkage													
Acid Gas	0.0	0.0	0.0	0.0	0.0	0.0	0.0	0.0	0.0	0.0	0.0	0.0	0.0
Other products	136.5	146.5	425.3	434.8	324.6	0.0	0.0	0.0	0.0	0.0	0.0	0.0	1,467.7
Fuel	286.6	296.8	386.9	363.5	0.0	0.0	0.0	0.0	0.0	0.0	0.0	0.0	1,333.8
Flared	0.1	0.2	0.0	0.4	366.9	0.0	0.0	0.0	0.0	0.0	0.0	0.0	367.6
Vented	0.0	0.0	0.0	0.0	0.0	0.0	0.0	0.0	0.0	0.0	0.0	0.0	0.0
Diff and Other	-4.1	-55.1	-66.0	-71.1	-122.1	0.0	0.0	0.0	0.0	0.0	0.0	0.0	-318.4
Process and Frac													
Pentanes Plus	120.4	68.8	907.1	897.8	695.1	0.0	0.0	0.0	0.0	0.0	0.0	0.0	2,689.2
Propane	0.0	0.0	0.0	0.0	0.0	0.0	0.0	0.0	0.0	0.0	0.0	0.0	0.0
Butanes	0.0	0.0	0.0	0.0	0.0	0.0	0.0	0.0	0.0	0.0	0.0	0.0	0.0
Ethane	0.0	0.0	0.0	0.0	0.0	0.0	0.0	0.0	0.0	0.0	0.0	0.0	0.0
NGL MIX	453.4	538.5	952.0	990.5	730.1	0.0	0.0	0.0	0.0	0.0	0.0	0.0	3,664.5
Sulphur	0.0	0.0	0.0	0.0	0.0	0.0	0.0	0.0	0.0	0.0	0.0	0.0	0.0
Sulphur Closing Inv	0.0	0.0	0.0	0.0	0.0	0.0	0.0	0.0	0.0	0.0	0.0	0.0	0.0

Unit of Measurement: Gas and Gas equivalent products: 1000m3, Liquids: m3, Sulphur: MTS

VPR6200

Facility ID ABGP0001584
Facility Licence # 5641

Facility Name BELAIR PENHOLD
Facility Operator A7P1 DEL

Production Month	202001	202002	202003	202004	202005	202006	202007	202008	202009	202010	202011	202012	Totals
Receipts													
Receipts from Alberta Facilities	1,192.5	1,116.3	1,117.4	1,024.7	1,138.1	0.0	0.0	0.0	0.0	0.0	0.0	0.0	5,589.0
Receipts from Non-Alberta Facilities	0.0	0.0	0.0	0.0	0.0	0.0	0.0	0.0	0.0	0.0	0.0	0.0	0.0
Dispositions													
Disposition													
Battery	0.0	0.0	0.0	0.0	0.0	0.0	0.0	0.0	0.0	0.0	0.0	0.0	0.0
Gas Gathering System	0.0	0.0	0.0	0.0	0.0	0.0	0.0	0.0	0.0	0.0	0.0	0.0	0.0
Gas Plant	0.0	0.0	0.0	0.0	0.0	0.0	0.0	0.0	0.0	0.0	0.0	0.0	0.0
Injection Facility	0.0	0.0	0.0	0.0	0.0	0.0	0.0	0.0	0.0	0.0	0.0	0.0	0.0
Meter Station	1,048.1	981.2	975.6	935.5	1,085.2	0.0	0.0	0.0	0.0	0.0	0.0	0.0	5,025.6
Other	0.0	0.0	0.0	0.0	0.0	0.0	0.0	0.0	0.0	0.0	0.0	0.0	0.0
Alberta Commercial	0.0	0.0	0.0	0.0	0.0	0.0	0.0	0.0	0.0	0.0	0.0	0.0	0.0
Alberta Industrial	0.0	0.0	0.0	0.0	0.0	0.0	0.0	0.0	0.0	0.0	0.0	0.0	0.0
Alberta Residential	0.0	0.0	0.0	0.0	0.0	0.0	0.0	0.0	0.0	0.0	0.0	0.0	0.0
Alberta Elec.Generation	0.0	0.0	0.0	0.0	0.0	0.0	0.0	0.0	0.0	0.0	0.0	0.0	0.0
Shrinkage													
Acid Gas	0.0	0.0	0.0	0.0	0.0	0.0	0.0	0.0	0.0	0.0	0.0	0.0	0.0
Other products	12.1	12.7	22.1	10.5	18.9	0.0	0.0	0.0	0.0	0.0	0.0	0.0	76.3
Fuel	84.0	0.0	78.2	75.2	0.0	0.0	0.0	0.0	0.0	0.0	0.0	0.0	237.4
Flared	0.0	0.0	0.0	0.0	0.0	0.0	0.0	0.0	0.0	0.0	0.0	0.0	0.0
Vented	0.4	0.0	0.1	0.0	0.0	0.0	0.0	0.0	0.0	0.0	0.0	0.0	0.5
Diff and Other	47.9	122.4	41.4	3.5	34.0	0.0	0.0	0.0	0.0	0.0	0.0	0.0	249.2
Process and Frac													
Pentanes Plus	0.0	4.6	0.0	4.5	0.0	0.0	0.0	0.0	0.0	0.0	0.0	0.0	9.1
Propane	0.0	0.0	0.0	0.0	0.0	0.0	0.0	0.0	0.0	0.0	0.0	0.0	0.0
Butanes	0.0	0.0	0.0	0.0	0.0	0.0	0.0	0.0	0.0	0.0	0.0	0.0	0.0
Ethane	0.0	0.0	0.0	0.0	0.0	0.0	0.0	0.0	0.0	0.0	0.0	0.0	0.0
NGL MIX	55.2	53.0	103.1	43.6	85.8	0.0	0.0	0.0	0.0	0.0	0.0	0.0	340.7
Sulphur	0.0	0.0	0.0	0.0	0.0	0.0	0.0	0.0	0.0	0.0	0.0	0.0	0.0
Sulphur Closing Inv	0.0	0.0	0.0	0.0	0.0	0.0	0.0	0.0	0.0	0.0	0.0	0.0	0.0

Unit of Measurement: Gas and Gas equivalent products: 1000m3, Liquids: m3, Sulphur: MTS

VPR6200

Facility ID ABGP0001586
Facility Licence # 4359

Facility Name TARRAGON GHOST PINE
Facility Operator A663

Production Month	202001	202002	202003	202004	202005	202006	202007	202008	202009	202010	202011	202012	Totals
	SHUTIN	SHUTIN	SHUTIN	SHUTIN	SHUTIN								
Receipts													
Receipts from Alberta Facilities	0.0	0.0	0.0	0.0	0.0	0.0	0.0	0.0	0.0	0.0	0.0	0.0	0.0
Receipts from Non-Alberta Facilities	0.0	0.0	0.0	0.0	0.0	0.0	0.0	0.0	0.0	0.0	0.0	0.0	0.0
Dispositions													
Disposition													
Battery	0.0	0.0	0.0	0.0	0.0	0.0	0.0	0.0	0.0	0.0	0.0	0.0	0.0
Gas Gathering System	0.0	0.0	0.0	0.0	0.0	0.0	0.0	0.0	0.0	0.0	0.0	0.0	0.0
Gas Plant	0.0	0.0	0.0	0.0	0.0	0.0	0.0	0.0	0.0	0.0	0.0	0.0	0.0
Injection Facility	0.0	0.0	0.0	0.0	0.0	0.0	0.0	0.0	0.0	0.0	0.0	0.0	0.0
Meter Station	0.0	0.0	0.0	0.0	0.0	0.0	0.0	0.0	0.0	0.0	0.0	0.0	0.0
Other	0.0	0.0	0.0	0.0	0.0	0.0	0.0	0.0	0.0	0.0	0.0	0.0	0.0
Alberta Commercial	0.0	0.0	0.0	0.0	0.0	0.0	0.0	0.0	0.0	0.0	0.0	0.0	0.0
Alberta Industrial	0.0	0.0	0.0	0.0	0.0	0.0	0.0	0.0	0.0	0.0	0.0	0.0	0.0
Alberta Residential	0.0	0.0	0.0	0.0	0.0	0.0	0.0	0.0	0.0	0.0	0.0	0.0	0.0
Alberta Elec.Generation	0.0	0.0	0.0	0.0	0.0	0.0	0.0	0.0	0.0	0.0	0.0	0.0	0.0
Shrinkage													
Acid Gas	0.0	0.0	0.0	0.0	0.0	0.0	0.0	0.0	0.0	0.0	0.0	0.0	0.0
Other products	0.0	0.0	0.0	0.0	0.0	0.0	0.0	0.0	0.0	0.0	0.0	0.0	0.0
Fuel	0.0	0.0	0.0	0.0	0.0	0.0	0.0	0.0	0.0	0.0	0.0	0.0	0.0
Flared	0.0	0.0	0.0	0.0	0.0	0.0	0.0	0.0	0.0	0.0	0.0	0.0	0.0
Vented	0.0	0.0	0.0	0.0	0.0	0.0	0.0	0.0	0.0	0.0	0.0	0.0	0.0
Diff and Other	0.0	0.0	0.0	0.0	0.0	0.0	0.0	0.0	0.0	0.0	0.0	0.0	0.0
Process and Frac													
Pentanes Plus	0.0	0.0	0.0	0.0	0.0	0.0	0.0	0.0	0.0	0.0	0.0	0.0	0.0
Propane	0.0	0.0	0.0	0.0	0.0	0.0	0.0	0.0	0.0	0.0	0.0	0.0	0.0
Butanes	0.0	0.0	0.0	0.0	0.0	0.0	0.0	0.0	0.0	0.0	0.0	0.0	0.0
Ethane	0.0	0.0	0.0	0.0	0.0	0.0	0.0	0.0	0.0	0.0	0.0	0.0	0.0
NGL MIX	0.0	0.0	0.0	0.0	0.0	0.0	0.0	0.0	0.0	0.0	0.0	0.0	0.0
Sulphur	0.0	0.0	0.0	0.0	0.0	0.0	0.0	0.0	0.0	0.0	0.0	0.0	0.0
Sulphur Closing Inv	0.0	0.0	0.0	0.0	0.0	0.0	0.0	0.0	0.0	0.0	0.0	0.0	0.0

Unit of Measurement: Gas and Gas equivalent products: 1000m3, Liquids: m3, Sulphur: MTS

VPR6200

Facility ID ABGP0001587

Facility Name VALHALLA 8-30-75-9w6

Facility Licence # 15740

Facility Operator OYK4

Production Month	202001	202002	202003	202004	202005	202006	202007	202008	202009	202010	202011	202012	Totals
	SHUTIN	SHUTIN	SHUTIN	SHUTIN	SHUTIN								
Receipts													
Receipts from Alberta Facilities	0.0	0.0	0.0	0.0	0.0	0.0	0.0	0.0	0.0	0.0	0.0	0.0	0.0
Receipts from Non-Alberta Facilities	0.0	0.0	0.0	0.0	0.0	0.0	0.0	0.0	0.0	0.0	0.0	0.0	0.0
Dispositions													
Disposition													
Battery	0.0	0.0	0.0	0.0	0.0	0.0	0.0	0.0	0.0	0.0	0.0	0.0	0.0
Gas Gathering System	0.0	0.0	0.0	0.0	0.0	0.0	0.0	0.0	0.0	0.0	0.0	0.0	0.0
Gas Plant	0.0	0.0	0.0	0.0	0.0	0.0	0.0	0.0	0.0	0.0	0.0	0.0	0.0
Injection Facility	0.0	0.0	0.0	0.0	0.0	0.0	0.0	0.0	0.0	0.0	0.0	0.0	0.0
Meter Station	0.0	0.0	0.0	0.0	0.0	0.0	0.0	0.0	0.0	0.0	0.0	0.0	0.0
Other	0.0	0.0	0.0	0.0	0.0	0.0	0.0	0.0	0.0	0.0	0.0	0.0	0.0
Alberta Commercial	0.0	0.0	0.0	0.0	0.0	0.0	0.0	0.0	0.0	0.0	0.0	0.0	0.0
Alberta Industrial	0.0	0.0	0.0	0.0	0.0	0.0	0.0	0.0	0.0	0.0	0.0	0.0	0.0
Alberta Residential	0.0	0.0	0.0	0.0	0.0	0.0	0.0	0.0	0.0	0.0	0.0	0.0	0.0
Alberta Elec.Generation	0.0	0.0	0.0	0.0	0.0	0.0	0.0	0.0	0.0	0.0	0.0	0.0	0.0
Shrinkage													
Acid Gas	0.0	0.0	0.0	0.0	0.0	0.0	0.0	0.0	0.0	0.0	0.0	0.0	0.0
Other products	0.0	0.0	0.0	0.0	0.0	0.0	0.0	0.0	0.0	0.0	0.0	0.0	0.0
Fuel	0.0	0.0	0.0	0.0	0.0	0.0	0.0	0.0	0.0	0.0	0.0	0.0	0.0
Flared	0.0	0.0	0.0	0.0	0.0	0.0	0.0	0.0	0.0	0.0	0.0	0.0	0.0
Vented	0.0	0.0	0.0	0.0	0.0	0.0	0.0	0.0	0.0	0.0	0.0	0.0	0.0
Diff and Other	0.0	0.0	0.0	0.0	0.0	0.0	0.0	0.0	0.0	0.0	0.0	0.0	0.0
Process and Frac													
Pentanes Plus	0.0	0.0	0.0	0.0	0.0	0.0	0.0	0.0	0.0	0.0	0.0	0.0	0.0
Propane	0.0	0.0	0.0	0.0	0.0	0.0	0.0	0.0	0.0	0.0	0.0	0.0	0.0
Butanes	0.0	0.0	0.0	0.0	0.0	0.0	0.0	0.0	0.0	0.0	0.0	0.0	0.0
Ethane	0.0	0.0	0.0	0.0	0.0	0.0	0.0	0.0	0.0	0.0	0.0	0.0	0.0
NGL MIX	0.0	0.0	0.0	0.0	0.0	0.0	0.0	0.0	0.0	0.0	0.0	0.0	0.0
Sulphur	0.0	0.0	0.0	0.0	0.0	0.0	0.0	0.0	0.0	0.0	0.0	0.0	0.0
Sulphur Closing Inv	0.0	0.0	0.0	0.0	0.0	0.0	0.0	0.0	0.0	0.0	0.0	0.0	0.0

Unit of Measurement: Gas and Gas equivalent products: 1000m3, Liquids: m3, Sulphur: MTS

VPR6200

Facility ID ABGP0001590

Facility Name BIGSTONE 1-17-26-10w4

Facility Licence # 3591

Facility Operator OHE9 CNRL

Production Month	202001	202002	202003	202004	202005	202006	202007	202008	202009	202010	202011	202012	Totals
Receipts													
Receipts from Alberta Facilities	991.8	957.5	889.3	509.9	909.9	0.0	0.0	0.0	0.0	0.0	0.0	0.0	4,258.4
Receipts from Non-Alberta Facilities	0.0	0.0	0.0	0.0	0.0	0.0	0.0	0.0	0.0	0.0	0.0	0.0	0.0
Dispositions													
Disposition													
Battery	0.0	0.0	0.0	0.0	0.0	0.0	0.0	0.0	0.0	0.0	0.0	0.0	0.0
Gas Gathering System	0.0	0.0	0.0	0.0	0.0	0.0	0.0	0.0	0.0	0.0	0.0	0.0	0.0
Gas Plant	0.0	0.0	0.0	0.0	0.0	0.0	0.0	0.0	0.0	0.0	0.0	0.0	0.0
Injection Facility	0.0	0.0	0.0	0.0	0.0	0.0	0.0	0.0	0.0	0.0	0.0	0.0	0.0
Meter Station	788.9	768.4	721.5	442.1	812.0	0.0	0.0	0.0	0.0	0.0	0.0	0.0	3,532.9
Other	0.0	0.0	0.0	0.0	0.0	0.0	0.0	0.0	0.0	0.0	0.0	0.0	0.0
Alberta Commercial	0.0	0.0	0.0	0.0	0.0	0.0	0.0	0.0	0.0	0.0	0.0	0.0	0.0
Alberta Industrial	0.0	0.0	0.0	0.0	0.0	0.0	0.0	0.0	0.0	0.0	0.0	0.0	0.0
Alberta Residential	0.0	0.0	0.0	0.0	0.0	0.0	0.0	0.0	0.0	0.0	0.0	0.0	0.0
Alberta Elec.Generation	0.0	0.0	0.0	0.0	0.0	0.0	0.0	0.0	0.0	0.0	0.0	0.0	0.0
Shrinkage													
Acid Gas	0.0	0.0	0.0	0.0	0.0	0.0	0.0	0.0	0.0	0.0	0.0	0.0	0.0
Other products	7.2	6.3	5.7	1.5	3.4	0.0	0.0	0.0	0.0	0.0	0.0	0.0	24.1
Fuel	135.5	123.2	114.8	51.0	99.4	0.0	0.0	0.0	0.0	0.0	0.0	0.0	523.9
Flared	0.8	0.1	0.5	2.3	0.0	0.0	0.0	0.0	0.0	0.0	0.0	0.0	3.7
Vented	0.0	0.0	0.0	0.0	0.0	0.0	0.0	0.0	0.0	0.0	0.0	0.0	0.0
Diff and Other	59.4	59.5	46.8	13.0	-4.9	0.0	0.0	0.0	0.0	0.0	0.0	0.0	173.8
Process and Frac													
Pentanes Plus	34.7	30.4	27.6	7.1	16.6	0.0	0.0	0.0	0.0	0.0	0.0	0.0	116.4
Propane	0.0	0.0	0.0	0.0	0.0	0.0	0.0	0.0	0.0	0.0	0.0	0.0	0.0
Butanes	0.0	0.0	0.0	0.0	0.0	0.0	0.0	0.0	0.0	0.0	0.0	0.0	0.0
Ethane	0.0	0.0	0.0	0.0	0.0	0.0	0.0	0.0	0.0	0.0	0.0	0.0	0.0
NGL MIX	0.0	0.0	0.0	0.0	0.0	0.0	0.0	0.0	0.0	0.0	0.0	0.0	0.0
Sulphur	0.0	0.0	0.0	0.0	0.0	0.0	0.0	0.0	0.0	0.0	0.0	0.0	0.0
Sulphur Closing Inv	0.0	0.0	0.0	0.0	0.0	0.0	0.0	0.0	0.0	0.0	0.0	0.0	0.0

Unit of Measurement: Gas and Gas equivalent products: 1000m3, Liquids: m3, Sulphur: MTS

VPR6200

Facility ID ABGP0001592

Facility Name BURLINGTON GARRINGTON

Facility Licence # 6180

Facility Operator A5D4 CVE

Production Month	202001	202002	202003	202004	202005	202006	202007	202008	202009	202010	202011	202012	Totals
Receipts													
Receipts from Alberta Facilities	1,029.8	1,048.2	1,087.9	1,011.0	969.7	0.0	0.0	0.0	0.0	0.0	0.0	0.0	5,146.6
Receipts from Non-Alberta Facilities	0.0	0.0	0.0	0.0	0.0	0.0	0.0	0.0	0.0	0.0	0.0	0.0	0.0
Dispositions													
Disposition													
Battery	0.0	0.0	0.0	0.0	0.0	0.0	0.0	0.0	0.0	0.0	0.0	0.0	0.0
Gas Gathering System	0.0	0.0	0.0	0.0	0.0	0.0	0.0	0.0	0.0	0.0	0.0	0.0	0.0
Gas Plant	0.0	0.0	0.0	0.0	0.0	0.0	0.0	0.0	0.0	0.0	0.0	0.0	0.0
Injection Facility	0.0	0.0	0.0	0.0	0.0	0.0	0.0	0.0	0.0	0.0	0.0	0.0	0.0
Meter Station	883.7	908.9	947.9	876.3	850.9	0.0	0.0	0.0	0.0	0.0	0.0	0.0	4,467.7
Other	0.0	0.0	0.0	0.0	0.0	0.0	0.0	0.0	0.0	0.0	0.0	0.0	0.0
Alberta Commercial	0.0	0.0	0.0	0.0	0.0	0.0	0.0	0.0	0.0	0.0	0.0	0.0	0.0
Alberta Industrial	0.0	0.0	0.0	0.0	0.0	0.0	0.0	0.0	0.0	0.0	0.0	0.0	0.0
Alberta Residential	0.0	0.0	0.0	0.0	0.0	0.0	0.0	0.0	0.0	0.0	0.0	0.0	0.0
Alberta Elec.Generation	0.0	0.0	0.0	0.0	0.0	0.0	0.0	0.0	0.0	0.0	0.0	0.0	0.0
Shrinkage													
Acid Gas	0.0	0.0	0.0	0.0	0.0	0.0	0.0	0.0	0.0	0.0	0.0	0.0	0.0
Other products	58.1	62.1	62.8	63.4	58.3	0.0	0.0	0.0	0.0	0.0	0.0	0.0	304.7
Fuel	82.9	76.2	81.6	76.8	73.9	0.0	0.0	0.0	0.0	0.0	0.0	0.0	391.4
Flared	0.0	0.0	0.0	0.3	0.0	0.0	0.0	0.0	0.0	0.0	0.0	0.0	0.3
Vented	1.4	1.4	3.3	0.9	0.9	0.0	0.0	0.0	0.0	0.0	0.0	0.0	7.9
Diff and Other	3.7	-0.4	-7.7	-6.7	-14.3	0.0	0.0	0.0	0.0	0.0	0.0	0.0	-25.4
Process and Frac													
Pentanes Plus	6.2	9.0	5.6	5.2	1.8	0.0	0.0	0.0	0.0	0.0	0.0	0.0	27.8
Propane	0.0	0.0	0.0	0.0	0.0	0.0	0.0	0.0	0.0	0.0	0.0	0.0	0.0
Butanes	0.0	0.0	0.0	0.0	0.0	0.0	0.0	0.0	0.0	0.0	0.0	0.0	0.0
Ethane	0.0	0.0	0.0	0.0	0.0	0.0	0.0	0.0	0.0	0.0	0.0	0.0	0.0
NGL MIX	235.3	249.7	255.4	261.3	244.1	0.0	0.0	0.0	0.0	0.0	0.0	0.0	1,245.8
Sulphur	0.0	0.0	0.0	0.0	0.0	0.0	0.0	0.0	0.0	0.0	0.0	0.0	0.0
Sulphur Closing Inv	0.0	0.0	0.0	0.0	0.0	0.0	0.0	0.0	0.0	0.0	0.0	0.0	0.0

Unit of Measurement: Gas and Gas equivalent products: 1000m3, Liquids: m3, Sulphur: MTS

VPR6200

Facility ID ABGP0001593

Facility Name HUSKY RUMSEY 5-35

Facility Licence # 4487

Facility Operator A663

Production Month	202001	202002	202003	202004	202005	202006	202007	202008	202009	202010	202011	202012	Totals
Receipts													
Receipts from Alberta Facilities	0.0	0.0	0.0	0.0	0.0	0.0	0.0	0.0	0.0	0.0	0.0	0.0	0.0
Receipts from Non-Alberta Facilities	0.0	0.0	0.0	0.0	0.0	0.0	0.0	0.0	0.0	0.0	0.0	0.0	0.0
Dispositions													
Disposition													
Battery	0.0	0.0	0.0	0.0	0.0	0.0	0.0	0.0	0.0	0.0	0.0	0.0	0.0
Gas Gathering System	0.0	0.0	0.0	0.0	0.0	0.0	0.0	0.0	0.0	0.0	0.0	0.0	0.0
Gas Plant	0.0	0.0	0.0	0.0	0.0	0.0	0.0	0.0	0.0	0.0	0.0	0.0	0.0
Injection Facility	0.0	0.0	0.0	0.0	0.0	0.0	0.0	0.0	0.0	0.0	0.0	0.0	0.0
Meter Station	0.0	0.0	0.0	0.0	0.0	0.0	0.0	0.0	0.0	0.0	0.0	0.0	0.0
Other	0.0	0.0	0.0	0.0	0.0	0.0	0.0	0.0	0.0	0.0	0.0	0.0	0.0
Alberta Commercial	0.0	0.0	0.0	0.0	0.0	0.0	0.0	0.0	0.0	0.0	0.0	0.0	0.0
Alberta Industrial	0.0	0.0	0.0	0.0	0.0	0.0	0.0	0.0	0.0	0.0	0.0	0.0	0.0
Alberta Residential	0.0	0.0	0.0	0.0	0.0	0.0	0.0	0.0	0.0	0.0	0.0	0.0	0.0
Alberta Elec.Generation	0.0	0.0	0.0	0.0	0.0	0.0	0.0	0.0	0.0	0.0	0.0	0.0	0.0
Shrinkage													
Acid Gas	0.0	0.0	0.0	0.0	0.0	0.0	0.0	0.0	0.0	0.0	0.0	0.0	0.0
Other products	0.0	0.0	0.0	0.0	0.0	0.0	0.0	0.0	0.0	0.0	0.0	0.0	0.0
Fuel	0.0	0.0	0.0	0.0	0.0	0.0	0.0	0.0	0.0	0.0	0.0	0.0	0.0
Flared	0.0	0.0	0.0	0.0	0.0	0.0	0.0	0.0	0.0	0.0	0.0	0.0	0.0
Vented	0.0	0.0	0.0	0.0	0.0	0.0	0.0	0.0	0.0	0.0	0.0	0.0	0.0
Diff and Other	0.0	0.0	0.0	0.0	0.0	0.0	0.0	0.0	0.0	0.0	0.0	0.0	0.0
Process and Frac													
Pentanes Plus	0.0	0.0	0.0	0.0	0.0	0.0	0.0	0.0	0.0	0.0	0.0	0.0	0.0
Propane	0.0	0.0	0.0	0.0	0.0	0.0	0.0	0.0	0.0	0.0	0.0	0.0	0.0
Butanes	0.0	0.0	0.0	0.0	0.0	0.0	0.0	0.0	0.0	0.0	0.0	0.0	0.0
Ethane	0.0	0.0	0.0	0.0	0.0	0.0	0.0	0.0	0.0	0.0	0.0	0.0	0.0
NGL MIX	0.0	0.0	0.0	0.0	0.0	0.0	0.0	0.0	0.0	0.0	0.0	0.0	0.0
Sulphur	0.0	0.0	0.0	0.0	0.0	0.0	0.0	0.0	0.0	0.0	0.0	0.0	0.0
Sulphur Closing Inv	0.0	0.0	0.0	0.0	0.0	0.0	0.0	0.0	0.0	0.0	0.0	0.0	0.0

Unit of Measurement: Gas and Gas equivalent products: 1000m3, Liquids: m3, Sulphur: MTS

VPR6200

Facility ID ABGP0001608
Facility Licence # 5597

Facility Name SUN CENTURY FENN WEST 14-18 GP
Facility Operator ORZ4 SUN CENTURY

Production Month	202001	202002	202003	202004	202005	202006	202007	202008	202009	202010	202011	202012	Totals
Receipts													
Receipts from Alberta Facilities	723.2	708.6	729.1	715.5	709.6	0.0	0.0	0.0	0.0	0.0	0.0	0.0	3,586.0
Receipts from Non-Alberta Facilities	0.0	0.0	0.0	0.0	0.0	0.0	0.0	0.0	0.0	0.0	0.0	0.0	0.0
Dispositions													
Disposition													
Battery	0.0	0.0	0.0	0.0	0.0	0.0	0.0	0.0	0.0	0.0	0.0	0.0	0.0
Gas Gathering System	0.0	0.0	0.0	0.0	0.0	0.0	0.0	0.0	0.0	0.0	0.0	0.0	0.0
Gas Plant	0.0	0.0	0.0	0.0	0.0	0.0	0.0	0.0	0.0	0.0	0.0	0.0	0.0
Injection Facility	0.0	0.0	0.0	0.0	0.0	0.0	0.0	0.0	0.0	0.0	0.0	0.0	0.0
Meter Station	640.6	626.0	638.8	620.9	623.3	0.0	0.0	0.0	0.0	0.0	0.0	0.0	3,149.6
Other	0.0	0.0	0.0	0.0	0.0	0.0	0.0	0.0	0.0	0.0	0.0	0.0	0.0
Alberta Commercial	0.0	0.0	0.0	0.0	0.0	0.0	0.0	0.0	0.0	0.0	0.0	0.0	0.0
Alberta Industrial	0.0	0.0	0.0	0.0	0.0	0.0	0.0	0.0	0.0	0.0	0.0	0.0	0.0
Alberta Residential	0.0	0.0	0.0	0.0	0.0	0.0	0.0	0.0	0.0	0.0	0.0	0.0	0.0
Alberta Elec.Generation	0.0	0.0	0.0	0.0	0.0	0.0	0.0	0.0	0.0	0.0	0.0	0.0	0.0
Shrinkage													
Acid Gas	0.0	0.0	0.0	0.0	0.0	0.0	0.0	0.0	0.0	0.0	0.0	0.0	0.0
Other products	12.3	11.4	13.8	7.0	20.9	0.0	0.0	0.0	0.0	0.0	0.0	0.0	65.4
Fuel	51.9	48.4	51.4	49.0	44.7	0.0	0.0	0.0	0.0	0.0	0.0	0.0	245.4
Flared	0.0	0.0	0.0	0.0	0.0	0.0	0.0	0.0	0.0	0.0	0.0	0.0	0.0
Vented	0.0	6.2	6.7	6.4	7.4	0.0	0.0	0.0	0.0	0.0	0.0	0.0	26.7
Diff and Other	18.4	16.6	18.4	32.2	13.3	0.0	0.0	0.0	0.0	0.0	0.0	0.0	98.9
Process and Frac													
Pentanes Plus	0.0	0.0	7.5	0.0	6.0	0.0	0.0	0.0	0.0	0.0	0.0	0.0	13.5
Propane	0.0	0.0	0.0	0.0	0.0	0.0	0.0	0.0	0.0	0.0	0.0	0.0	0.0
Butanes	0.0	0.0	0.0	0.0	0.0	0.0	0.0	0.0	0.0	0.0	0.0	0.0	0.0
Ethane	0.0	0.0	0.0	0.0	0.0	0.0	0.0	0.0	0.0	0.0	0.0	0.0	0.0
NGL MIX	54.2	50.5	54.3	31.1	86.1	0.0	0.0	0.0	0.0	0.0	0.0	0.0	276.2
Sulphur	0.0	0.0	0.0	0.0	0.0	0.0	0.0	0.0	0.0	0.0	0.0	0.0	0.0
Sulphur Closing Inv	0.0	0.0	0.0	0.0	0.0	0.0	0.0	0.0	0.0	0.0	0.0	0.0	0.0

Unit of Measurement: Gas and Gas equivalent products: 1000m3, Liquids: m3, Sulphur: MTS

VPR6200

Facility ID ABGP0001610
Facility Licence # 4001

Facility Name TARRAGON GHOST PINE
Facility Operator A7AG LYNX ENERGY

Production Month	202001	202002	202003	202004	202005	202006	202007	202008	202009	202010	202011	202012	Totals
Receipts													
Receipts from Alberta Facilities	2,705.6	2,682.9	2,812.3	2,644.2	2,832.3	0.0	0.0	0.0	0.0	0.0	0.0	0.0	13,677.3
Receipts from Non-Alberta Facilities	0.0	0.0	0.0	0.0	0.0	0.0	0.0	0.0	0.0	0.0	0.0	0.0	0.0
Dispositions													
Disposition													
Battery	0.0	0.0	0.0	0.0	0.0	0.0	0.0	0.0	0.0	0.0	0.0	0.0	0.0
Gas Gathering System	0.0	0.0	0.0	0.0	0.0	0.0	0.0	0.0	0.0	0.0	0.0	0.0	0.0
Gas Plant	0.0	0.0	0.0	0.0	0.0	0.0	0.0	0.0	0.0	0.0	0.0	0.0	0.0
Injection Facility	0.0	0.0	0.0	0.0	0.0	0.0	0.0	0.0	0.0	0.0	0.0	0.0	0.0
Meter Station	2,682.0	2,652.2	2,788.8	2,575.4	2,821.0	0.0	0.0	0.0	0.0	0.0	0.0	0.0	13,519.4
Other	0.0	0.0	0.0	0.0	0.0	0.0	0.0	0.0	0.0	0.0	0.0	0.0	0.0
Alberta Commercial	0.0	0.0	0.0	0.0	0.0	0.0	0.0	0.0	0.0	0.0	0.0	0.0	0.0
Alberta Industrial	0.0	0.0	0.0	0.0	0.0	0.0	0.0	0.0	0.0	0.0	0.0	0.0	0.0
Alberta Residential	0.0	0.0	0.0	0.0	0.0	0.0	0.0	0.0	0.0	0.0	0.0	0.0	0.0
Alberta Elec.Generation	0.0	0.0	0.0	0.0	0.0	0.0	0.0	0.0	0.0	0.0	0.0	0.0	0.0
Shrinkage													
Acid Gas	0.0	0.0	0.0	0.0	0.0	0.0	0.0	0.0	0.0	0.0	0.0	0.0	0.0
Other products	43.7	43.3	44.6	45.0	50.7	0.0	0.0	0.0	0.0	0.0	0.0	0.0	227.3
Fuel	85.9	80.1	84.3	77.8	70.2	0.0	0.0	0.0	0.0	0.0	0.0	0.0	398.3
Flared	0.2	0.0	0.0	0.0	0.0	0.0	0.0	0.0	0.0	0.0	0.0	0.0	0.2
Vented	0.0	0.0	0.0	0.4	0.0	0.0	0.0	0.0	0.0	0.0	0.0	0.0	0.4
Diff and Other	-106.2	-92.7	-105.4	-54.4	-109.6	0.0	0.0	0.0	0.0	0.0	0.0	0.0	-468.3
Process and Frac													
Pentanes Plus	0.0	0.0	0.0	0.0	0.0	0.0	0.0	0.0	0.0	0.0	0.0	0.0	0.0
Propane	0.0	0.0	0.0	0.0	0.0	0.0	0.0	0.0	0.0	0.0	0.0	0.0	0.0
Butanes	0.0	0.0	0.0	0.0	0.0	0.0	0.0	0.0	0.0	0.0	0.0	0.0	0.0
Ethane	0.0	0.0	0.0	0.0	0.0	0.0	0.0	0.0	0.0	0.0	0.0	0.0	0.0
NGL MIX	186.4	185.2	189.4	193.1	215.8	0.0	0.0	0.0	0.0	0.0	0.0	0.0	969.9
Sulphur	0.0	0.0	0.0	0.0	0.0	0.0	0.0	0.0	0.0	0.0	0.0	0.0	0.0
Sulphur Closing Inv	0.0	0.0	0.0	0.0	0.0	0.0	0.0	0.0	0.0	0.0	0.0	0.0	0.0

Unit of Measurement: Gas and Gas equivalent products: 1000m3, Liquids: m3, Sulphur: MTS

VPR6200

Facility ID ABGP0001614

Facility Name MAGIN THREE HILLS CREEK

Facility Licence # 5116

Facility Operator A7PA Vantage

Production Month	202001	202002	202003	202004	202005	202006	202007	202008	202009	202010	202011	202012	Totals
Receipts													
Receipts from Alberta Facilities	1,590.2	1,605.3	1,696.3	1,670.4	1,726.0	0.0	0.0	0.0	0.0	0.0	0.0	0.0	8,288.2
Receipts from Non-Alberta Facilities	0.0	0.0	0.0	0.0	0.0	0.0	0.0	0.0	0.0	0.0	0.0	0.0	0.0
Dispositions													
Disposition													
Battery	0.0	0.0	0.0	0.0	0.0	0.0	0.0	0.0	0.0	0.0	0.0	0.0	0.0
Gas Gathering System	0.0	0.0	0.0	0.0	0.0	0.0	0.0	0.0	0.0	0.0	0.0	0.0	0.0
Gas Plant	0.0	0.0	0.0	0.0	0.0	0.0	0.0	0.0	0.0	0.0	0.0	0.0	0.0
Injection Facility	0.0	0.0	0.0	0.0	0.0	0.0	0.0	0.0	0.0	0.0	0.0	0.0	0.0
Meter Station	1,556.8	1,461.3	1,519.3	1,510.2	1,553.5	0.0	0.0	0.0	0.0	0.0	0.0	0.0	7,601.1
Other	0.0	0.0	0.0	0.0	0.0	0.0	0.0	0.0	0.0	0.0	0.0	0.0	0.0
Alberta Commercial	0.0	0.0	0.0	0.0	0.0	0.0	0.0	0.0	0.0	0.0	0.0	0.0	0.0
Alberta Industrial	0.0	0.0	0.0	0.0	0.0	0.0	0.0	0.0	0.0	0.0	0.0	0.0	0.0
Alberta Residential	0.0	0.0	0.0	0.0	0.0	0.0	0.0	0.0	0.0	0.0	0.0	0.0	0.0
Alberta Elec.Generation	0.0	0.0	0.0	0.0	0.0	0.0	0.0	0.0	0.0	0.0	0.0	0.0	0.0
Shrinkage													
Acid Gas	0.0	0.0	0.0	0.0	0.0	0.0	0.0	0.0	0.0	0.0	0.0	0.0	0.0
Other products	31.3	33.5	34.5	36.0	39.7	0.0	0.0	0.0	0.0	0.0	0.0	0.0	175.0
Fuel	120.9	122.1	125.6	130.4	158.6	0.0	0.0	0.0	0.0	0.0	0.0	0.0	657.6
Flared	3.4	3.2	3.4	3.3	3.4	0.0	0.0	0.0	0.0	0.0	0.0	0.0	16.7
Vented	0.0	0.0	0.0	0.0	0.0	0.0	0.0	0.0	0.0	0.0	0.0	0.0	0.0
Diff and Other	-122.2	-14.8	13.5	-9.5	-29.2	0.0	0.0	0.0	0.0	0.0	0.0	0.0	-162.2
Process and Frac													
Pentanes Plus	0.0	0.0	0.0	0.0	0.0	0.0	0.0	0.0	0.0	0.0	0.0	0.0	0.0
Propane	0.0	0.0	0.0	0.0	0.0	0.0	0.0	0.0	0.0	0.0	0.0	0.0	0.0
Butanes	0.0	0.0	0.0	0.0	0.0	0.0	0.0	0.0	0.0	0.0	0.0	0.0	0.0
Ethane	0.0	0.0	0.0	0.0	0.0	0.0	0.0	0.0	0.0	0.0	0.0	0.0	0.0
NGL MIX	137.8	147.4	151.8	157.1	174.1	0.0	0.0	0.0	0.0	0.0	0.0	0.0	768.2
Sulphur	0.0	0.0	0.0	0.0	0.0	0.0	0.0	0.0	0.0	0.0	0.0	0.0	0.0
Sulphur Closing Inv	0.0	0.0	0.0	0.0	0.0	0.0	0.0	0.0	0.0	0.0	0.0	0.0	0.0

Unit of Measurement: Gas and Gas equivalent products: 1000m3, Liquids: m3, Sulphur: MTS

VPR6200

Facility ID ABGP0001617
Facility Licence # 9053

Facility Name GILBY 01-04-042-03W5 GAS PLANT
Facility Operator A74Y TIDEWATER

Production Month	202001	202002	202003	202004	202005	202006	202007	202008	202009	202010	202011	202012	Totals
Receipts													
Receipts from Alberta Facilities	10,276.7	10,090.3	9,971.1	7,724.2	8,136.6	0.0	0.0	0.0	0.0	0.0	0.0	0.0	46,198.9
Receipts from Non-Alberta Facilities	0.0	0.0	0.0	0.0	0.0	0.0	0.0	0.0	0.0	0.0	0.0	0.0	0.0
Dispositions													
Disposition													
Battery	0.0	0.0	0.0	0.0	0.0	0.0	0.0	0.0	0.0	0.0	0.0	0.0	0.0
Gas Gathering System	0.0	0.0	0.0	0.0	0.0	0.0	0.0	0.0	0.0	0.0	0.0	0.0	0.0
Gas Plant	0.0	0.0	0.0	0.0	0.0	0.0	0.0	0.0	0.0	0.0	0.0	0.0	0.0
Injection Facility	0.0	0.0	0.0	0.0	0.0	0.0	0.0	0.0	0.0	0.0	0.0	0.0	0.0
Meter Station	9,504.8	9,439.5	9,198.5	7,161.2	7,447.1	0.0	0.0	0.0	0.0	0.0	0.0	0.0	42,751.1
Other	0.0	0.0	0.0	0.0	0.0	0.0	0.0	0.0	0.0	0.0	0.0	0.0	0.0
Alberta Commercial	0.0	0.0	0.0	0.0	0.0	0.0	0.0	0.0	0.0	0.0	0.0	0.0	0.0
Alberta Industrial	0.0	0.0	0.0	0.0	0.0	0.0	0.0	0.0	0.0	0.0	0.0	0.0	0.0
Alberta Residential	0.0	0.0	0.0	0.0	0.0	0.0	0.0	0.0	0.0	0.0	0.0	0.0	0.0
Alberta Elec.Generation	0.0	0.0	0.0	0.0	0.0	0.0	0.0	0.0	0.0	0.0	0.0	0.0	0.0
Shrinkage													
Acid Gas	0.0	0.0	0.0	0.0	0.0	0.0	0.0	0.0	0.0	0.0	0.0	0.0	0.0
Other products	571.7	610.5	578.0	461.7	411.0	0.0	0.0	0.0	0.0	0.0	0.0	0.0	2,632.9
Fuel	279.5	259.7	264.7	224.0	267.8	0.0	0.0	0.0	0.0	0.0	0.0	0.0	1,295.7
Flared	5.3	1.7	3.7	56.5	26.0	0.0	0.0	0.0	0.0	0.0	0.0	0.0	93.2
Vented	8.7	8.1	8.7	8.4	8.7	0.0	0.0	0.0	0.0	0.0	0.0	0.0	42.6
Diff and Other	-93.3	-229.2	-82.5	-187.6	-24.0	0.0	0.0	0.0	0.0	0.0	0.0	0.0	-616.6
Process and Frac													
Pentanes Plus	30.1	9.5	7.8	40.4	39.9	0.0	0.0	0.0	0.0	0.0	0.0	0.0	127.7
Propane	0.0	0.0	0.0	0.0	0.0	0.0	0.0	0.0	0.0	0.0	0.0	0.0	0.0
Butanes	0.0	0.0	0.0	0.0	0.0	0.0	0.0	0.0	0.0	0.0	0.0	0.0	0.0
Ethane	0.0	0.0	0.0	0.0	0.0	0.0	0.0	0.0	0.0	0.0	0.0	0.0	0.0
NGL MIX	2,272.5	2,446.5	2,319.1	1,832.4	1,691.9	0.0	0.0	0.0	0.0	0.0	0.0	0.0	10,562.4
Sulphur	0.0	0.0	0.0	0.0	0.0	0.0	0.0	0.0	0.0	0.0	0.0	0.0	0.0
Sulphur Closing Inv	0.0	0.0	0.0	0.0	0.0	0.0	0.0	0.0	0.0	0.0	0.0	0.0	0.0

Unit of Measurement: Gas and Gas equivalent products: 1000m3, Liquids: m3, Sulphur: MTS

VPR6200

Facility ID ABGP0001623
Facility Licence # 13896

Facility Name MOSAIC JAYAR 6-8-62-3 W6
Facility Operator A7GW STRATH

Production Month	202001	202002	202003	202004	202005	202006	202007	202008	202009	202010	202011	202012	Totals
Receipts													
Receipts from Alberta Facilities	50,996.2	53,185.4	51,839.1	50,769.7	54,180.4	0.0	0.0	0.0	0.0	0.0	0.0	0.0	260,970.8
Receipts from Non-Alberta Facilities	0.0	0.0	0.0	0.0	0.0	0.0	0.0	0.0	0.0	0.0	0.0	0.0	0.0
Dispositions													
Disposition Battery	5,859.7	6,092.4	6,953.4	6,742.1	7,178.2	0.0	0.0	0.0	0.0	0.0	0.0	0.0	32,825.8
Gas Gathering System	38,924.4	41,124.4	39,484.2	39,185.6	41,131.3	0.0	0.0	0.0	0.0	0.0	0.0	0.0	199,849.9
Gas Plant	0.0	0.0	0.0	0.0	0.0	0.0	0.0	0.0	0.0	0.0	0.0	0.0	0.0
Injection Facility	0.0	0.0	0.0	0.0	0.0	0.0	0.0	0.0	0.0	0.0	0.0	0.0	0.0
Meter Station	0.0	0.0	0.0	0.0	0.0	0.0	0.0	0.0	0.0	0.0	0.0	0.0	0.0
Other	0.0	0.0	0.0	0.0	0.0	0.0	0.0	0.0	0.0	0.0	0.0	0.0	0.0
Alberta Commercial	0.0	0.0	0.0	0.0	0.0	0.0	0.0	0.0	0.0	0.0	0.0	0.0	0.0
Alberta Industrial	0.0	0.0	0.0	0.0	0.0	0.0	0.0	0.0	0.0	0.0	0.0	0.0	0.0
Alberta Residential	103.1	87.7	577.2	0.0	0.0	0.0	0.0	0.0	0.0	0.0	0.0	0.0	768.0
Alberta Elec.Generation	0.0	0.0	0.0	0.0	0.0	0.0	0.0	0.0	0.0	0.0	0.0	0.0	0.0
Shrinkage Acid Gas	0.0	0.0	0.0	0.0	413.3	0.0	0.0	0.0	0.0	0.0	0.0	0.0	413.3
Other products	4,648.9	5,473.5	4,748.9	5,013.4	6,078.6	0.0	0.0	0.0	0.0	0.0	0.0	0.0	25,963.3
Fuel	1,415.5	1,370.5	1,462.4	1,384.6	1,435.3	0.0	0.0	0.0	0.0	0.0	0.0	0.0	7,068.3
Flared	387.2	373.9	372.9	333.3	2.8	0.0	0.0	0.0	0.0	0.0	0.0	0.0	1,470.1
Vented	0.0	0.0	0.0	0.0	0.2	0.0	0.0	0.0	0.0	0.0	0.0	0.0	0.2
Diff and Other	-342.6	-1,337.0	-1,759.9	-1,889.3	-2,059.3	0.0	0.0	0.0	0.0	0.0	0.0	0.0	-7,388.1
Process and Frac													
Pentanes Plus	22,494.1	26,484.2	22,978.2	24,258.2	29,411.9	0.0	0.0	0.0	0.0	0.0	0.0	0.0	125,626.6
Propane	0.0	0.0	0.0	0.0	0.0	0.0	0.0	0.0	0.0	0.0	0.0	0.0	0.0
Butanes	0.0	0.0	0.0	0.0	0.0	0.0	0.0	0.0	0.0	0.0	0.0	0.0	0.0
Ethane	0.0	0.0	0.0	0.0	0.0	0.0	0.0	0.0	0.0	0.0	0.0	0.0	0.0
NGL MIX	0.0	0.0	0.0	0.0	0.0	0.0	0.0	0.0	0.0	0.0	0.0	0.0	0.0
Sulphur	0.0	0.0	0.0	0.0	0.0	0.0	0.0	0.0	0.0	0.0	0.0	0.0	0.0
Sulphur Closing Inv	0.0	0.0	0.0	0.0	0.0	0.0	0.0	0.0	0.0	0.0	0.0	0.0	0.0

Unit of Measurement: Gas and Gas equivalent products: 1000m3, Liquids: m3, Sulphur: MTS

VPR6200

Facility ID ABGP0001624

Facility Name HUSKY ANSELL 7-27

Facility Licence # 11997

Facility Operator OR46

Production Month	202001	202002	202003	202004	202005	202006	202007	202008	202009	202010	202011	202012	Totals
SHUTIN													
Receipts													
Receipts from Alberta Facilities	0.0	0.0	0.0	0.0	0.0	0.0	0.0	0.0	0.0	0.0	0.0	0.0	0.0
Receipts from Non-Alberta Facilities	0.0	0.0	0.0	0.0	0.0	0.0	0.0	0.0	0.0	0.0	0.0	0.0	0.0
Dispositions													
Disposition													
Battery	0.0	0.0	0.0	0.0	0.0	0.0	0.0	0.0	0.0	0.0	0.0	0.0	0.0
Gas Gathering System	0.0	0.0	0.0	0.0	0.0	0.0	0.0	0.0	0.0	0.0	0.0	0.0	0.0
Gas Plant	0.0	0.0	0.0	0.0	0.0	0.0	0.0	0.0	0.0	0.0	0.0	0.0	0.0
Injection Facility	0.0	0.0	0.0	0.0	0.0	0.0	0.0	0.0	0.0	0.0	0.0	0.0	0.0
Meter Station	0.0	0.0	0.0	0.0	0.0	0.0	0.0	0.0	0.0	0.0	0.0	0.0	0.0
Other	0.0	0.0	0.0	0.0	0.0	0.0	0.0	0.0	0.0	0.0	0.0	0.0	0.0
Alberta Commercial	0.0	0.0	0.0	0.0	0.0	0.0	0.0	0.0	0.0	0.0	0.0	0.0	0.0
Alberta Industrial	0.0	0.0	0.0	0.0	0.0	0.0	0.0	0.0	0.0	0.0	0.0	0.0	0.0
Alberta Residential	0.0	0.0	0.0	0.0	0.0	0.0	0.0	0.0	0.0	0.0	0.0	0.0	0.0
Alberta Elec.Generation	0.0	0.0	0.0	0.0	0.0	0.0	0.0	0.0	0.0	0.0	0.0	0.0	0.0
Shrinkage													
Acid Gas	0.0	0.0	0.0	0.0	0.0	0.0	0.0	0.0	0.0	0.0	0.0	0.0	0.0
Other products	0.0	0.0	0.0	0.0	0.0	0.0	0.0	0.0	0.0	0.0	0.0	0.0	0.0
Fuel	0.0	0.0	0.0	0.0	0.0	0.0	0.0	0.0	0.0	0.0	0.0	0.0	0.0
Flared	0.0	0.0	0.0	0.0	0.0	0.0	0.0	0.0	0.0	0.0	0.0	0.0	0.0
Vented	0.0	0.0	0.0	0.0	0.0	0.0	0.0	0.0	0.0	0.0	0.0	0.0	0.0
Diff and Other	0.0	0.0	0.0	0.0	0.0	0.0	0.0	0.0	0.0	0.0	0.0	0.0	0.0
Process and Frac													
Pentanes Plus	0.0	0.0	0.0	0.0	0.0	0.0	0.0	0.0	0.0	0.0	0.0	0.0	0.0
Propane	0.0	0.0	0.0	0.0	0.0	0.0	0.0	0.0	0.0	0.0	0.0	0.0	0.0
Butanes	0.0	0.0	0.0	0.0	0.0	0.0	0.0	0.0	0.0	0.0	0.0	0.0	0.0
Ethane	0.0	0.0	0.0	0.0	0.0	0.0	0.0	0.0	0.0	0.0	0.0	0.0	0.0
NGL MIX	0.0	0.0	0.0	0.0	0.0	0.0	0.0	0.0	0.0	0.0	0.0	0.0	0.0
Sulphur	0.0	0.0	0.0	0.0	0.0	0.0	0.0	0.0	0.0	0.0	0.0	0.0	0.0
Sulphur Closing Inv	0.0	0.0	0.0	0.0	0.0	0.0	0.0	0.0	0.0	0.0	0.0	0.0	0.0

Unit of Measurement: Gas and Gas equivalent products: 1000m3, Liquids: m3, Sulphur: MTS

VPR6200

Facility ID ABGP0001631
Facility Licence # 31669

Facility Name WORSLEY 14-28-87-7W6
Facility Operator OHE9 CNRL

Production Month	202001	202002	202003	202004	202005	202006	202007	202008	202009	202010	202011	202012	Totals
Receipts													
Receipts from Alberta Facilities	815.3	801.5	865.2	743.3	744.0	0.0	0.0	0.0	0.0	0.0	0.0	0.0	3,969.3
Receipts from Non-Alberta Facilities	0.0	0.0	0.0	0.0	0.0	0.0	0.0	0.0	0.0	0.0	0.0	0.0	0.0
Dispositions													
Disposition													
Battery	53.3	49.8	52.9	48.1	46.7	0.0	0.0	0.0	0.0	0.0	0.0	0.0	250.8
Gas Gathering System	0.0	0.0	0.0	0.0	0.0	0.0	0.0	0.0	0.0	0.0	0.0	0.0	0.0
Gas Plant	0.0	0.0	0.0	0.0	0.0	0.0	0.0	0.0	0.0	0.0	0.0	0.0	0.0
Injection Facility	0.0	0.0	0.0	0.0	0.0	0.0	0.0	0.0	0.0	0.0	0.0	0.0	0.0
Meter Station	697.6	617.7	693.4	623.1	621.0	0.0	0.0	0.0	0.0	0.0	0.0	0.0	3,252.8
Other	0.0	0.0	0.0	0.0	0.0	0.0	0.0	0.0	0.0	0.0	0.0	0.0	0.0
Alberta Commercial	0.0	0.0	0.0	0.0	0.0	0.0	0.0	0.0	0.0	0.0	0.0	0.0	0.0
Alberta Industrial	0.0	0.0	0.0	0.0	0.0	0.0	0.0	0.0	0.0	0.0	0.0	0.0	0.0
Alberta Residential	0.0	0.0	0.0	0.0	0.0	0.0	0.0	0.0	0.0	0.0	0.0	0.0	0.0
Alberta Elec.Generation	0.0	0.0	0.0	0.0	0.0	0.0	0.0	0.0	0.0	0.0	0.0	0.0	0.0
Shrinkage													
Acid Gas	0.0	0.0	0.0	0.0	0.0	0.0	0.0	0.0	0.0	0.0	0.0	0.0	0.0
Other products	4.5	5.2	5.5	5.2	4.7	0.0	0.0	0.0	0.0	0.0	0.0	0.0	25.1
Fuel	93.7	91.8	96.4	86.9	88.3	0.0	0.0	0.0	0.0	0.0	0.0	0.0	457.1
Flared	0.0	0.4	0.0	0.0	0.1	0.0	0.0	0.0	0.0	0.0	0.0	0.0	0.5
Vented	0.0	0.0	0.0	0.0	0.0	0.0	0.0	0.0	0.0	0.0	0.0	0.0	0.0
Diff and Other	-33.8	36.6	17.0	-20.0	-16.8	0.0	0.0	0.0	0.0	0.0	0.0	0.0	-17.0
Process and Frac													
Pentanes Plus	22.0	25.0	26.4	25.4	22.5	0.0	0.0	0.0	0.0	0.0	0.0	0.0	121.3
Propane	0.0	0.0	0.0	0.0	0.0	0.0	0.0	0.0	0.0	0.0	0.0	0.0	0.0
Butanes	0.0	0.0	0.0	0.0	0.0	0.0	0.0	0.0	0.0	0.0	0.0	0.0	0.0
Ethane	0.0	0.0	0.0	0.0	0.0	0.0	0.0	0.0	0.0	0.0	0.0	0.0	0.0
NGL MIX	0.0	0.0	0.0	0.0	0.0	0.0	0.0	0.0	0.0	0.0	0.0	0.0	0.0
Sulphur	0.0	0.0	0.0	0.0	0.0	0.0	0.0	0.0	0.0	0.0	0.0	0.0	0.0
Sulphur Closing Inv	0.0	0.0	0.0	0.0	0.0	0.0	0.0	0.0	0.0	0.0	0.0	0.0	0.0

Unit of Measurement: Gas and Gas equivalent products: 1000m3, Liquids: m3, Sulphur: MTS

VPR6200

Facility ID ABGP0001635

Facility Name ADANAC TOMAHAWK

Facility Licence # 12122

Facility Operator OFC1 ADANAC

Production Month	202001	202002	202003	202004	202005	202006	202007	202008	202009	202010	202011	202012	Totals
				SHUTIN	SHUTIN								
Receipts													
Receipts from Alberta Facilities	54.6	92.0	87.2	0.0	0.0	0.0	0.0	0.0	0.0	0.0	0.0	0.0	233.8
Receipts from Non-Alberta Facilities	0.0	0.0	0.0	0.0	0.0	0.0	0.0	0.0	0.0	0.0	0.0	0.0	0.0
Dispositions													
Disposition													
Battery	0.0	0.0	0.0	0.0	0.0	0.0	0.0	0.0	0.0	0.0	0.0	0.0	0.0
Gas Gathering System	0.0	0.0	0.0	0.0	0.0	0.0	0.0	0.0	0.0	0.0	0.0	0.0	0.0
Gas Plant	0.0	0.0	0.0	0.0	0.0	0.0	0.0	0.0	0.0	0.0	0.0	0.0	0.0
Injection Facility	0.0	0.0	0.0	0.0	0.0	0.0	0.0	0.0	0.0	0.0	0.0	0.0	0.0
Meter Station	0.0	0.0	0.0	0.0	0.0	0.0	0.0	0.0	0.0	0.0	0.0	0.0	0.0
Other	0.0	0.0	0.0	0.0	0.0	0.0	0.0	0.0	0.0	0.0	0.0	0.0	0.0
Alberta Commercial	0.0	0.0	0.0	0.0	0.0	0.0	0.0	0.0	0.0	0.0	0.0	0.0	0.0
Alberta Industrial	0.0	0.0	0.0	0.0	0.0	0.0	0.0	0.0	0.0	0.0	0.0	0.0	0.0
Alberta Residential	0.0	0.0	0.0	0.0	0.0	0.0	0.0	0.0	0.0	0.0	0.0	0.0	0.0
Alberta Elec.Generation	0.0	0.0	0.0	0.0	0.0	0.0	0.0	0.0	0.0	0.0	0.0	0.0	0.0
Shrinkage													
Acid Gas	0.0	0.0	0.0	0.0	0.0	0.0	0.0	0.0	0.0	0.0	0.0	0.0	0.0
Other products	0.0	0.0	0.0	0.0	0.0	0.0	0.0	0.0	0.0	0.0	0.0	0.0	0.0
Fuel	0.0	0.0	0.0	0.0	0.0	0.0	0.0	0.0	0.0	0.0	0.0	0.0	0.0
Flared	54.6	92.0	87.2	0.0	0.0	0.0	0.0	0.0	0.0	0.0	0.0	0.0	233.8
Vented	0.0	0.0	0.0	0.0	0.0	0.0	0.0	0.0	0.0	0.0	0.0	0.0	0.0
Diff and Other	0.0	0.0	0.0	0.0	0.0	0.0	0.0	0.0	0.0	0.0	0.0	0.0	0.0
Process and Frac													
Pentanes Plus	0.0	0.0	0.0	0.0	0.0	0.0	0.0	0.0	0.0	0.0	0.0	0.0	0.0
Propane	0.0	0.0	0.0	0.0	0.0	0.0	0.0	0.0	0.0	0.0	0.0	0.0	0.0
Butanes	0.0	0.0	0.0	0.0	0.0	0.0	0.0	0.0	0.0	0.0	0.0	0.0	0.0
Ethane	0.0	0.0	0.0	0.0	0.0	0.0	0.0	0.0	0.0	0.0	0.0	0.0	0.0
NGL MIX	0.0	0.0	0.0	0.0	0.0	0.0	0.0	0.0	0.0	0.0	0.0	0.0	0.0
Sulphur	0.0	0.0	0.0	0.0	0.0	0.0	0.0	0.0	0.0	0.0	0.0	0.0	0.0
Sulphur Closing Inv	0.0	0.0	0.0	0.0	0.0	0.0	0.0	0.0	0.0	0.0	0.0	0.0	0.0

Unit of Measurement: Gas and Gas equivalent products: 1000m3, Liquids: m3, Sulphur: MTS

VPR6200

Facility ID ABGP0001642

Facility Name CYPRESS THORSBY

Facility Licence # 11198

Facility Operator A632 PETRUS

Production Month	202001	202002	202003	202004	202005	202006	202007	202008	202009	202010	202011	202012	Totals
Receipts													
Receipts from Alberta Facilities	7,507.2	7,326.8	8,224.8	5,550.4	5,938.2	0.0	0.0	0.0	0.0	0.0	0.0	0.0	34,547.4
Receipts from Non-Alberta Facilities	0.0	0.0	0.0	0.0	0.0	0.0	0.0	0.0	0.0	0.0	0.0	0.0	0.0
Dispositions													
Disposition													
Battery	0.0	0.0	0.0	0.0	0.0	0.0	0.0	0.0	0.0	0.0	0.0	0.0	0.0
Gas Gathering System	0.0	0.0	0.0	0.0	0.0	0.0	0.0	0.0	0.0	0.0	0.0	0.0	0.0
Gas Plant	0.0	0.0	0.0	0.0	0.0	0.0	0.0	0.0	0.0	0.0	0.0	0.0	0.0
Injection Facility	0.0	0.0	0.0	0.0	0.0	0.0	0.0	0.0	0.0	0.0	0.0	0.0	0.0
Meter Station	6,224.1	6,138.1	6,808.1	4,704.4	5,003.9	0.0	0.0	0.0	0.0	0.0	0.0	0.0	28,878.6
Other	0.0	0.0	0.0	0.0	0.0	0.0	0.0	0.0	0.0	0.0	0.0	0.0	0.0
Alberta Commercial	0.0	0.0	0.0	0.0	0.0	0.0	0.0	0.0	0.0	0.0	0.0	0.0	0.0
Alberta Industrial	0.0	0.0	0.0	0.0	0.0	0.0	0.0	0.0	0.0	0.0	0.0	0.0	0.0
Alberta Residential	0.0	0.0	0.0	0.0	0.0	0.0	0.0	0.0	0.0	0.0	0.0	0.0	0.0
Alberta Elec.Generation	0.0	0.0	0.0	0.0	0.0	0.0	0.0	0.0	0.0	0.0	0.0	0.0	0.0
Shrinkage													
Acid Gas	0.0	0.0	0.0	0.0	0.0	0.0	0.0	0.0	0.0	0.0	0.0	0.0	0.0
Other products	163.2	136.0	157.3	130.4	94.6	0.0	0.0	0.0	0.0	0.0	0.0	0.0	681.5
Fuel	403.9	374.9	417.1	368.9	329.2	0.0	0.0	0.0	0.0	0.0	0.0	0.0	1,894.0
Flared	0.0	0.0	0.0	0.0	0.0	0.0	0.0	0.0	0.0	0.0	0.0	0.0	0.0
Vented	0.0	0.0	0.0	0.0	0.0	0.0	0.0	0.0	0.0	0.0	0.0	0.0	0.0
Diff and Other	716.0	677.8	842.3	346.7	510.5	0.0	0.0	0.0	0.0	0.0	0.0	0.0	3,093.3
Process and Frac													
Pentanes Plus	0.0	0.0	0.0	0.0	0.0	0.0	0.0	0.0	0.0	0.0	0.0	0.0	0.0
Propane	0.0	0.0	0.0	0.0	0.0	0.0	0.0	0.0	0.0	0.0	0.0	0.0	0.0
Butanes	0.0	0.0	0.0	0.0	0.0	0.0	0.0	0.0	0.0	0.0	0.0	0.0	0.0
Ethane	0.0	0.0	0.0	0.0	0.0	0.0	0.0	0.0	0.0	0.0	0.0	0.0	0.0
NGL MIX	684.6	570.5	658.9	545.6	406.9	0.0	0.0	0.0	0.0	0.0	0.0	0.0	2,866.5
Sulphur	0.0	0.0	0.0	0.0	0.0	0.0	0.0	0.0	0.0	0.0	0.0	0.0	0.0
Sulphur Closing Inv	0.0	0.0	0.0	0.0	0.0	0.0	0.0	0.0	0.0	0.0	0.0	0.0	0.0

Unit of Measurement: Gas and Gas equivalent products: 1000m3, Liquids: m3, Sulphur: MTS

VPR6200

Facility ID ABGP0001646

Facility Name PEMBINA-SUNNYBROOK 15-22-48-2W5

Facility Licence # 10658

Facility Operator A632 PETRUS

Production Month	202001	202002	202003	202004	202005	202006	202007	202008	202009	202010	202011	202012	Totals
Receipts													
Receipts from Alberta Facilities	3,501.8	3,636.9	4,028.3	3,484.3	3,582.1	0.0	0.0	0.0	0.0	0.0	0.0	0.0	18,233.4
Receipts from Non-Alberta Facilities	0.0	0.0	0.0	0.0	0.0	0.0	0.0	0.0	0.0	0.0	0.0	0.0	0.0
Dispositions													
Disposition													
Battery	0.0	0.0	0.0	0.0	0.0	0.0	0.0	0.0	0.0	0.0	0.0	0.0	0.0
Gas Gathering System	0.0	0.0	0.0	0.0	0.0	0.0	0.0	0.0	0.0	0.0	0.0	0.0	0.0
Gas Plant	0.0	0.0	0.0	0.0	0.0	0.0	0.0	0.0	0.0	0.0	0.0	0.0	0.0
Injection Facility	0.0	0.0	0.0	0.0	0.0	0.0	0.0	0.0	0.0	0.0	0.0	0.0	0.0
Meter Station	3,280.6	3,415.8	3,828.6	3,256.5	3,474.9	0.0	0.0	0.0	0.0	0.0	0.0	0.0	17,256.4
Other	0.0	0.0	0.0	0.0	0.0	0.0	0.0	0.0	0.0	0.0	0.0	0.0	0.0
Alberta Commercial	0.0	0.0	0.0	0.0	0.0	0.0	0.0	0.0	0.0	0.0	0.0	0.0	0.0
Alberta Industrial	0.0	0.0	0.0	0.0	0.0	0.0	0.0	0.0	0.0	0.0	0.0	0.0	0.0
Alberta Residential	0.0	0.0	0.0	0.0	0.0	0.0	0.0	0.0	0.0	0.0	0.0	0.0	0.0
Alberta Elec.Generation	0.0	0.0	0.0	0.0	0.0	0.0	0.0	0.0	0.0	0.0	0.0	0.0	0.0
Shrinkage													
Acid Gas	0.0	0.0	0.0	0.0	0.0	0.0	0.0	0.0	0.0	0.0	0.0	0.0	0.0
Other products	131.2	130.9	142.5	109.6	79.6	0.0	0.0	0.0	0.0	0.0	0.0	0.0	593.8
Fuel	110.7	110.8	121.2	118.7	123.6	0.0	0.0	0.0	0.0	0.0	0.0	0.0	585.0
Flared	0.0	0.0	0.0	0.0	0.0	0.0	0.0	0.0	0.0	0.0	0.0	0.0	0.0
Vented	0.0	0.0	0.0	0.0	0.0	0.0	0.0	0.0	0.0	0.0	0.0	0.0	0.0
Diff and Other	-20.7	-20.6	-64.0	-0.5	-96.0	0.0	0.0	0.0	0.0	0.0	0.0	0.0	-201.8
Process and Frac													
Pentanes Plus	0.0	0.0	0.0	0.0	0.0	0.0	0.0	0.0	0.0	0.0	0.0	0.0	0.0
Propane	0.0	0.0	0.0	0.0	0.0	0.0	0.0	0.0	0.0	0.0	0.0	0.0	0.0
Butanes	0.0	0.0	0.0	0.0	0.0	0.0	0.0	0.0	0.0	0.0	0.0	0.0	0.0
Ethane	0.0	0.0	0.0	0.0	0.0	0.0	0.0	0.0	0.0	0.0	0.0	0.0	0.0
NGL MIX	534.7	533.1	578.4	449.4	336.4	0.0	0.0	0.0	0.0	0.0	0.0	0.0	2,432.0
Sulphur	0.0	0.0	0.0	0.0	0.0	0.0	0.0	0.0	0.0	0.0	0.0	0.0	0.0
Sulphur Closing Inv	0.0	0.0	0.0	0.0	0.0	0.0	0.0	0.0	0.0	0.0	0.0	0.0	0.0

Unit of Measurement: Gas and Gas equivalent products: 1000m3, Liquids: m3, Sulphur: MTS

VPR6200

Facility ID ABGP0001651

Facility Name ALDER 10-9-45-8W5

Facility Licence # 9777

Facility Operator A5D4 CVE

Production Month	202001	202002	202003	202004	202005	202006	202007	202008	202009	202010	202011	202012	Totals
Receipts													
Receipts from Alberta Facilities	47,648.3	45,697.5	50,443.9	47,431.9	46,036.7	0.0	0.0	0.0	0.0	0.0	0.0	0.0	237,258.3
Receipts from Non-Alberta Facilities	0.0	0.0	0.0	0.0	0.0	0.0	0.0	0.0	0.0	0.0	0.0	0.0	0.0
Dispositions													
Disposition													
Battery	0.0	0.0	0.0	0.0	0.0	0.0	0.0	0.0	0.0	0.0	0.0	0.0	0.0
Gas Gathering System	0.0	0.0	0.0	0.0	0.0	0.0	0.0	0.0	0.0	0.0	0.0	0.0	0.0
Gas Plant	0.0	0.0	0.0	0.0	0.0	0.0	0.0	0.0	0.0	0.0	0.0	0.0	0.0
Injection Facility	0.0	0.0	0.0	0.0	0.0	0.0	0.0	0.0	0.0	0.0	0.0	0.0	0.0
Meter Station	44,666.4	42,845.2	47,355.5	44,839.8	43,428.0	0.0	0.0	0.0	0.0	0.0	0.0	0.0	223,134.9
Other	0.0	0.0	0.0	0.0	0.0	0.0	0.0	0.0	0.0	0.0	0.0	0.0	0.0
Alberta Commercial	0.0	0.0	0.0	0.0	0.0	0.0	0.0	0.0	0.0	0.0	0.0	0.0	0.0
Alberta Industrial	0.0	0.0	0.0	0.0	0.0	0.0	0.0	0.0	0.0	0.0	0.0	0.0	0.0
Alberta Residential	0.0	0.0	0.0	0.0	0.0	0.0	0.0	0.0	0.0	0.0	0.0	0.0	0.0
Alberta Elec.Generation	0.0	0.0	0.0	0.0	0.0	0.0	0.0	0.0	0.0	0.0	0.0	0.0	0.0
Shrinkage													
Acid Gas	0.0	0.0	0.0	0.0	0.0	0.0	0.0	0.0	0.0	0.0	0.0	0.0	0.0
Other products	2,625.9	2,592.6	2,865.5	2,182.3	2,033.7	0.0	0.0	0.0	0.0	0.0	0.0	0.0	12,300.0
Fuel	620.8	572.4	634.2	620.9	635.1	0.0	0.0	0.0	0.0	0.0	0.0	0.0	3,083.4
Flared	20.9	18.3	15.3	2.2	0.7	0.0	0.0	0.0	0.0	0.0	0.0	0.0	57.4
Vented	8.6	7.9	8.5	7.4	6.1	0.0	0.0	0.0	0.0	0.0	0.0	0.0	38.5
Diff and Other	-294.3	-338.9	-435.1	-220.7	-66.9	0.0	0.0	0.0	0.0	0.0	0.0	0.0	-1,355.9
Process and Frac													
Pentanes Plus	4,955.5	4,596.4	4,590.7	4,805.2	3,549.0	0.0	0.0	0.0	0.0	0.0	0.0	0.0	22,496.8
Propane	0.0	0.0	0.0	0.0	0.0	0.0	0.0	0.0	0.0	0.0	0.0	0.0	0.0
Butanes	0.0	0.0	0.0	0.0	0.0	0.0	0.0	0.0	0.0	0.0	0.0	0.0	0.0
Ethane	0.0	0.0	0.0	0.0	0.0	0.0	0.0	0.0	0.0	0.0	0.0	0.0	0.0
NGL MIX	6,295.3	6,439.2	7,450.6	4,746.5	5,208.6	0.0	0.0	0.0	0.0	0.0	0.0	0.0	30,140.2
Sulphur	0.0	0.0	0.0	0.0	0.0	0.0	0.0	0.0	0.0	0.0	0.0	0.0	0.0
Sulphur Closing Inv	0.0	0.0	0.0	0.0	0.0	0.0	0.0	0.0	0.0	0.0	0.0	0.0	0.0

Unit of Measurement: Gas and Gas equivalent products: 1000m3, Liquids: m3, Sulphur: MTS

VPR6200

Facility ID ABGP0001661
Facility Licence # 17719

Facility Name HAMBURG NORTH 11-14-97-11w6
Facility Operator OHE9 CNRL

Production Month	202001	202002	202003	202004	202005	202006	202007	202008	202009	202010	202011	202012	Totals
Receipts													
Receipts from Alberta Facilities	5,161.4	5,249.7	6,600.5	5,671.0	6,863.6	0.0	0.0	0.0	0.0	0.0	0.0	0.0	29,546.2
Receipts from Non-Alberta Facilities	0.0	0.0	0.0	0.0	0.0	0.0	0.0	0.0	0.0	0.0	0.0	0.0	0.0
Dispositions													
Disposition													
Battery	9.0	8.4	9.3	8.7	9.3	0.0	0.0	0.0	0.0	0.0	0.0	0.0	44.7
Gas Gathering System	207.2	233.7	230.0	168.6	108.4	0.0	0.0	0.0	0.0	0.0	0.0	0.0	947.9
Gas Plant	0.0	0.0	0.0	0.0	0.0	0.0	0.0	0.0	0.0	0.0	0.0	0.0	0.0
Injection Facility	0.0	0.0	0.0	0.0	0.0	0.0	0.0	0.0	0.0	0.0	0.0	0.0	0.0
Meter Station	4,528.5	4,762.9	5,788.0	4,919.5	6,040.4	0.0	0.0	0.0	0.0	0.0	0.0	0.0	26,039.3
Other	0.0	0.0	0.0	0.0	0.0	0.0	0.0	0.0	0.0	0.0	0.0	0.0	0.0
Alberta Commercial	0.0	0.0	0.0	0.0	0.0	0.0	0.0	0.0	0.0	0.0	0.0	0.0	0.0
Alberta Industrial	0.0	0.0	0.0	0.0	0.0	0.0	0.0	0.0	0.0	0.0	0.0	0.0	0.0
Alberta Residential	0.0	0.0	0.0	0.0	0.0	0.0	0.0	0.0	0.0	0.0	0.0	0.0	0.0
Alberta Elec.Generation	0.0	0.0	0.0	0.0	0.0	0.0	0.0	0.0	0.0	0.0	0.0	0.0	0.0
Shrinkage													
Acid Gas	0.0	0.0	0.0	0.0	0.0	0.0	0.0	0.0	0.0	0.0	0.0	0.0	0.0
Other products	191.4	222.1	232.6	192.4	233.5	0.0	0.0	0.0	0.0	0.0	0.0	0.0	1,072.0
Fuel	465.8	334.5	393.6	335.1	373.7	0.0	0.0	0.0	0.0	0.0	0.0	0.0	1,902.7
Flared	16.1	5.0	6.1	19.4	4.7	0.0	0.0	0.0	0.0	0.0	0.0	0.0	51.3
Vented	5.0	6.6	7.6	7.0	8.5	0.0	0.0	0.0	0.0	0.0	0.0	0.0	34.7
Diff and Other	-261.6	-323.5	-66.7	20.3	85.1	0.0	0.0	0.0	0.0	0.0	0.0	0.0	-546.4
Process and Frac													
Pentanes Plus	544.9	676.5	697.8	551.5	681.2	0.0	0.0	0.0	0.0	0.0	0.0	0.0	3,151.9
Propane	0.0	0.0	0.0	0.0	0.0	0.0	0.0	0.0	0.0	0.0	0.0	0.0	0.0
Butanes	0.0	0.0	0.0	0.0	0.0	0.0	0.0	0.0	0.0	0.0	0.0	0.0	0.0
Ethane	0.0	0.0	0.0	0.0	0.0	0.0	0.0	0.0	0.0	0.0	0.0	0.0	0.0
NGL MIX	330.5	343.3	369.6	329.8	386.9	0.0	0.0	0.0	0.0	0.0	0.0	0.0	1,760.1
Sulphur	0.0	0.0	0.0	0.0	0.0	0.0	0.0	0.0	0.0	0.0	0.0	0.0	0.0
Sulphur Closing Inv	0.0	0.0	0.0	0.0	0.0	0.0	0.0	0.0	0.0	0.0	0.0	0.0	0.0

Unit of Measurement: Gas and Gas equivalent products: 1000m3, Liquids: m3, Sulphur: MTS

VPR6200

Facility ID ABGP0001663
Facility Licence # 3006

Facility Name PANCDN COUNTESS
Facility Operator A7NW TXNE

Production Month	202001	202002	202003	202004	202005	202006	202007	202008	202009	202010	202011	202012	Totals
Receipts													
Receipts from Alberta Facilities	25,131.2	24,887.6	27,114.0	24,947.7	25,439.9	0.0	0.0	0.0	0.0	0.0	0.0	0.0	127,520.4
Receipts from Non-Alberta Facilities	0.0	0.0	0.0	0.0	0.0	0.0	0.0	0.0	0.0	0.0	0.0	0.0	0.0
Dispositions													
Disposition													
Battery	0.0	0.0	0.0	0.0	0.0	0.0	0.0	0.0	0.0	0.0	0.0	0.0	0.0
Gas Gathering System	0.0	0.0	0.0	0.0	0.0	0.0	0.0	0.0	0.0	0.0	0.0	0.0	0.0
Gas Plant	0.0	0.0	0.0	0.0	0.0	0.0	0.0	0.0	0.0	0.0	0.0	0.0	0.0
Injection Facility	0.0	0.0	0.0	0.0	0.0	0.0	0.0	0.0	0.0	0.0	0.0	0.0	0.0
Meter Station	24,402.4	24,040.4	26,023.9	24,193.3	25,036.6	0.0	0.0	0.0	0.0	0.0	0.0	0.0	123,696.6
Other	0.0	0.0	0.0	0.0	0.0	0.0	0.0	0.0	0.0	0.0	0.0	0.0	0.0
Alberta Commercial	0.0	0.0	0.0	0.0	0.0	0.0	0.0	0.0	0.0	0.0	0.0	0.0	0.0
Alberta Industrial	0.0	0.0	0.0	0.0	0.0	0.0	0.0	0.0	0.0	0.0	0.0	0.0	0.0
Alberta Residential	0.0	0.0	0.0	0.0	0.0	0.0	0.0	0.0	0.0	0.0	0.0	0.0	0.0
Alberta Elec.Generation	0.0	0.0	0.0	0.0	0.0	0.0	0.0	0.0	0.0	0.0	0.0	0.0	0.0
Shrinkage													
Acid Gas	0.0	0.0	0.0	0.0	0.0	0.0	0.0	0.0	0.0	0.0	0.0	0.0	0.0
Other products	107.6	75.1	127.2	102.6	124.8	0.0	0.0	0.0	0.0	0.0	0.0	0.0	537.3
Fuel	826.5	778.3	807.4	665.1	724.3	0.0	0.0	0.0	0.0	0.0	0.0	0.0	3,801.6
Flared	0.5	0.4	0.0	0.7	2.3	0.0	0.0	0.0	0.0	0.0	0.0	0.0	3.9
Vented	1.8	1.7	1.8	1.9	1.8	0.0	0.0	0.0	0.0	0.0	0.0	0.0	9.0
Diff and Other	-207.6	-8.3	153.7	-15.9	-449.9	0.0	0.0	0.0	0.0	0.0	0.0	0.0	-528.0
Process and Frac													
Pentanes Plus	0.0	0.0	0.0	0.0	0.0	0.0	0.0	0.0	0.0	0.0	0.0	0.0	0.0
Propane	0.0	0.0	0.0	0.0	0.0	0.0	0.0	0.0	0.0	0.0	0.0	0.0	0.0
Butanes	0.0	0.0	0.0	0.0	0.0	0.0	0.0	0.0	0.0	0.0	0.0	0.0	0.0
Ethane	0.0	0.0	0.0	0.0	0.0	0.0	0.0	0.0	0.0	0.0	0.0	0.0	0.0
NGL MIX	470.0	329.1	556.7	449.9	545.0	0.0	0.0	0.0	0.0	0.0	0.0	0.0	2,350.7
Sulphur	0.0	0.0	0.0	0.0	0.0	0.0	0.0	0.0	0.0	0.0	0.0	0.0	0.0
Sulphur Closing Inv	0.0	0.0	0.0	0.0	0.0	0.0	0.0	0.0	0.0	0.0	0.0	0.0	0.0

Unit of Measurement: Gas and Gas equivalent products: 1000m3, Liquids: m3, Sulphur: MTS

VPR6200

Facility ID ABGP0001664
Facility Licence # 17263

Facility Name KEYSpan WORSLEY
Facility Operator A7LX WORMWOOD

Production Month	202001	202002	202003	202004	202005	202006	202007	202008	202009	202010	202011	202012	Totals
SHUTIN													
Receipts													
Receipts from Alberta Facilities	670.7	590.0	282.9	0.0	0.0	0.0	0.0	0.0	0.0	0.0	0.0	0.0	1,543.6
Receipts from Non-Alberta Facilities	0.0	0.0	0.0	0.0	0.0	0.0	0.0	0.0	0.0	0.0	0.0	0.0	0.0
Dispositions													
Disposition													
Battery	0.0	0.0	0.0	0.0	0.0	0.0	0.0	0.0	0.0	0.0	0.0	0.0	0.0
Gas Gathering System	0.0	0.0	0.0	0.0	0.0	0.0	0.0	0.0	0.0	0.0	0.0	0.0	0.0
Gas Plant	0.0	0.0	0.0	0.0	0.0	0.0	0.0	0.0	0.0	0.0	0.0	0.0	0.0
Injection Facility	0.0	0.0	0.0	0.0	0.0	0.0	0.0	0.0	0.0	0.0	0.0	0.0	0.0
Meter Station	462.0	365.7	186.0	0.0	0.0	0.0	0.0	0.0	0.0	0.0	0.0	0.0	1,013.7
Other	0.0	0.0	0.0	0.0	0.0	0.0	0.0	0.0	0.0	0.0	0.0	0.0	0.0
Alberta Commercial	0.0	0.0	0.0	0.0	0.0	0.0	0.0	0.0	0.0	0.0	0.0	0.0	0.0
Alberta Industrial	0.0	0.0	0.0	0.0	0.0	0.0	0.0	0.0	0.0	0.0	0.0	0.0	0.0
Alberta Residential	0.0	0.0	0.0	0.0	0.0	0.0	0.0	0.0	0.0	0.0	0.0	0.0	0.0
Alberta Elec.Generation	0.0	0.0	0.0	0.0	0.0	0.0	0.0	0.0	0.0	0.0	0.0	0.0	0.0
Shrinkage													
Acid Gas	43.5	48.7	19.9	0.0	0.0	0.0	0.0	0.0	0.0	0.0	0.0	0.0	112.1
Other products	0.0	0.0	0.0	0.0	0.0	0.0	0.0	0.0	0.0	0.0	0.0	0.0	0.0
Fuel	111.0	108.5	52.5	0.0	0.0	0.0	0.0	0.0	0.0	0.0	0.0	0.0	272.0
Flared	17.5	36.2	17.5	0.0	0.0	0.0	0.0	0.0	0.0	0.0	0.0	0.0	71.2
Vented	30.8	0.0	0.0	0.0	0.0	0.0	0.0	0.0	0.0	0.0	0.0	0.0	30.8
Diff and Other	5.9	30.9	7.0	0.0	0.0	0.0	0.0	0.0	0.0	0.0	0.0	0.0	43.8
Process and Frac													
Pentanes Plus	0.0	0.0	0.0	0.0	0.0	0.0	0.0	0.0	0.0	0.0	0.0	0.0	0.0
Propane	0.0	0.0	0.0	0.0	0.0	0.0	0.0	0.0	0.0	0.0	0.0	0.0	0.0
Butanes	0.0	0.0	0.0	0.0	0.0	0.0	0.0	0.0	0.0	0.0	0.0	0.0	0.0
Ethane	0.0	0.0	0.0	0.0	0.0	0.0	0.0	0.0	0.0	0.0	0.0	0.0	0.0
NGL MIX	0.0	0.0	0.0	0.0	0.0	0.0	0.0	0.0	0.0	0.0	0.0	0.0	0.0
Sulphur	0.0	0.0	0.0	0.0	0.0	0.0	0.0	0.0	0.0	0.0	0.0	0.0	0.0
Sulphur Closing Inv	0.0	0.0	0.0	0.0	0.0	0.0	0.0	0.0	0.0	0.0	0.0	0.0	0.0

Unit of Measurement: Gas and Gas equivalent products: 1000m3, Liquids: m3, Sulphur: MTS

VPR6200

Facility ID ABGP0001666

Facility Name WILD RIVER 14-36-57-23W5

Facility Licence # 13318

Facility Operator OHE9 CNRL

Production Month	202001	202002	202003	202004	202005	202006	202007	202008	202009	202010	202011	202012	Totals
Receipts													
Receipts from Alberta Facilities	41,376.4	38,737.2	40,593.7	39,538.6	41,403.5	0.0	0.0	0.0	0.0	0.0	0.0	0.0	201,649.4
Receipts from Non-Alberta Facilities	0.0	0.0	0.0	0.0	0.0	0.0	0.0	0.0	0.0	0.0	0.0	0.0	0.0
Dispositions													
Disposition													
Battery	0.0	0.0	0.0	0.0	0.0	0.0	0.0	0.0	0.0	0.0	0.0	0.0	0.0
Gas Gathering System	0.0	0.0	0.0	0.0	0.0	0.0	0.0	0.0	0.0	0.0	0.0	0.0	0.0
Gas Plant	2,009.2	2,399.1	2,571.6	2,492.4	2,298.3	0.0	0.0	0.0	0.0	0.0	0.0	0.0	11,770.6
Injection Facility	0.0	0.0	0.0	0.0	0.0	0.0	0.0	0.0	0.0	0.0	0.0	0.0	0.0
Meter Station	38,858.0	35,930.9	37,588.6	36,615.2	38,715.8	0.0	0.0	0.0	0.0	0.0	0.0	0.0	187,708.5
Other	0.0	0.0	0.0	0.0	0.0	0.0	0.0	0.0	0.0	0.0	0.0	0.0	0.0
Alberta Commercial	0.0	0.0	0.0	0.0	0.0	0.0	0.0	0.0	0.0	0.0	0.0	0.0	0.0
Alberta Industrial	0.0	0.0	0.0	0.0	0.0	0.0	0.0	0.0	0.0	0.0	0.0	0.0	0.0
Alberta Residential	0.0	0.0	0.0	0.0	0.0	0.0	0.0	0.0	0.0	0.0	0.0	0.0	0.0
Alberta Elec.Generation	0.0	0.0	0.0	0.0	0.0	0.0	0.0	0.0	0.0	0.0	0.0	0.0	0.0
Shrinkage													
Acid Gas	0.0	0.0	0.0	0.0	0.0	0.0	0.0	0.0	0.0	0.0	0.0	0.0	0.0
Other products	943.7	835.7	839.7	952.7	1,001.7	0.0	0.0	0.0	0.0	0.0	0.0	0.0	4,573.5
Fuel	900.8	836.3	907.1	873.4	905.3	0.0	0.0	0.0	0.0	0.0	0.0	0.0	4,422.9
Flared	8.8	9.5	4.9	2.2	1.3	0.0	0.0	0.0	0.0	0.0	0.0	0.0	26.7
Vented	0.6	1.2	0.8	0.2	0.2	0.0	0.0	0.0	0.0	0.0	0.0	0.0	3.0
Diff and Other	-1,344.7	-1,275.5	-1,319.0	-1,397.5	-1,519.1	0.0	0.0	0.0	0.0	0.0	0.0	0.0	-6,855.8
Process and Frac													
Pentanes Plus	1,428.6	1,258.4	1,399.3	1,463.9	1,436.2	0.0	0.0	0.0	0.0	0.0	0.0	0.0	6,986.4
Propane	0.0	0.0	0.0	0.0	0.0	0.0	0.0	0.0	0.0	0.0	0.0	0.0	0.0
Butanes	0.0	0.0	0.0	0.0	0.0	0.0	0.0	0.0	0.0	0.0	0.0	0.0	0.0
Ethane	0.0	0.0	0.0	0.0	0.0	0.0	0.0	0.0	0.0	0.0	0.0	0.0	0.0
NGL MIX	2,705.3	2,460.1	2,268.1	2,693.9	2,898.7	0.0	0.0	0.0	0.0	0.0	0.0	0.0	13,026.1
Sulphur	0.0	0.0	0.0	0.0	0.0	0.0	0.0	0.0	0.0	0.0	0.0	0.0	0.0
Sulphur Closing Inv	0.0	0.0	0.0	0.0	0.0	0.0	0.0	0.0	0.0	0.0	0.0	0.0	0.0

Unit of Measurement: Gas and Gas equivalent products: 1000m3, Liquids: m3, Sulphur: MTS

VPR6200

Facility ID ABGP0001669
Facility Licence # 11990

Facility Name WOLF SOUTH 5-1-51-15W5
Facility Operator A5D4 CVE

Production Month	202001	202002	202003	202004	202005	202006	202007	202008	202009	202010	202011	202012	Totals
Receipts													
Receipts from Alberta Facilities	32,653.9	30,746.2	31,457.6	31,506.5	31,417.7	0.0	0.0	0.0	0.0	0.0	0.0	0.0	157,781.9
Receipts from Non-Alberta Facilities	0.0	0.0	0.0	0.0	0.0	0.0	0.0	0.0	0.0	0.0	0.0	0.0	0.0
Dispositions													
Disposition													
Battery	0.0	0.0	0.0	0.0	0.0	0.0	0.0	0.0	0.0	0.0	0.0	0.0	0.0
Gas Gathering System	0.0	0.0	0.0	0.0	0.0	0.0	0.0	0.0	0.0	0.0	0.0	0.0	0.0
Gas Plant	0.0	0.0	0.0	0.0	0.0	0.0	0.0	0.0	0.0	0.0	0.0	0.0	0.0
Injection Facility	0.0	0.0	0.0	0.0	0.0	0.0	0.0	0.0	0.0	0.0	0.0	0.0	0.0
Meter Station	29,457.4	27,739.4	28,453.1	30,027.6	29,737.4	0.0	0.0	0.0	0.0	0.0	0.0	0.0	145,414.9
Other	0.0	0.0	0.0	0.0	0.0	0.0	0.0	0.0	0.0	0.0	0.0	0.0	0.0
Alberta Commercial	0.0	0.0	0.0	0.0	0.0	0.0	0.0	0.0	0.0	0.0	0.0	0.0	0.0
Alberta Industrial	0.0	0.0	0.0	0.0	0.0	0.0	0.0	0.0	0.0	0.0	0.0	0.0	0.0
Alberta Residential	0.0	0.0	0.0	0.0	0.0	0.0	0.0	0.0	0.0	0.0	0.0	0.0	0.0
Alberta Elec.Generation	0.0	0.0	0.0	0.0	0.0	0.0	0.0	0.0	0.0	0.0	0.0	0.0	0.0
Shrinkage													
Acid Gas	0.0	0.0	0.0	0.0	0.0	0.0	0.0	0.0	0.0	0.0	0.0	0.0	0.0
Other products	1,992.5	1,888.0	1,967.8	1,182.0	1,208.3	0.0	0.0	0.0	0.0	0.0	0.0	0.0	8,238.6
Fuel	1,231.6	1,159.0	1,174.7	858.2	855.6	0.0	0.0	0.0	0.0	0.0	0.0	0.0	5,279.1
Flared	32.4	10.8	11.7	0.6	19.4	0.0	0.0	0.0	0.0	0.0	0.0	0.0	74.9
Vented	4.7	4.4	4.6	4.5	0.9	0.0	0.0	0.0	0.0	0.0	0.0	0.0	19.1
Diff and Other	-64.7	-55.4	-154.3	-566.4	-403.9	0.0	0.0	0.0	0.0	0.0	0.0	0.0	-1,244.7
Process and Frac													
Pentanes Plus	2,717.1	2,546.7	2,610.3	2,346.7	2,105.8	0.0	0.0	0.0	0.0	0.0	0.0	0.0	12,326.6
Propane	0.0	0.0	0.0	0.0	0.0	0.0	0.0	0.0	0.0	0.0	0.0	0.0	0.0
Butanes	0.0	0.0	0.0	0.0	0.0	0.0	0.0	0.0	0.0	0.0	0.0	0.0	0.0
Ethane	0.0	0.0	0.0	0.0	0.0	0.0	0.0	0.0	0.0	0.0	0.0	0.0	0.0
NGL MIX	5,626.1	5,328.2	5,568.8	2,890.4	3,236.8	0.0	0.0	0.0	0.0	0.0	0.0	0.0	22,650.3
Sulphur	0.0	0.0	0.0	0.0	0.0	0.0	0.0	0.0	0.0	0.0	0.0	0.0	0.0
Sulphur Closing Inv	0.0	0.0	0.0	0.0	0.0	0.0	0.0	0.0	0.0	0.0	0.0	0.0	0.0

Unit of Measurement: Gas and Gas equivalent products: 1000m3, Liquids: m3, Sulphur: MTS

VPR6200

Facility ID ABGP0001673
Facility Licence # 2569

Facility Name QUEENSTOWN 4-22-19-21w4
Facility Operator OHE9 CNRL

Production Month	202001	202002	202003	202004	202005	202006	202007	202008	202009	202010	202011	202012	Totals
Receipts													
Receipts from Alberta Facilities	5,478.0	5,565.3	5,838.1	5,243.4	5,031.2	0.0	0.0	0.0	0.0	0.0	0.0	0.0	27,156.0
Receipts from Non-Alberta Facilities	0.0	0.0	0.0	0.0	0.0	0.0	0.0	0.0	0.0	0.0	0.0	0.0	0.0
Dispositions													
Disposition													
Battery	74.4	71.7	73.0	65.0	60.9	0.0	0.0	0.0	0.0	0.0	0.0	0.0	345.0
Gas Gathering System	0.0	0.0	0.0	0.0	0.0	0.0	0.0	0.0	0.0	0.0	0.0	0.0	0.0
Gas Plant	0.0	0.0	0.0	0.0	0.0	0.0	0.0	0.0	0.0	0.0	0.0	0.0	0.0
Injection Facility	0.0	0.0	0.0	0.0	0.0	0.0	0.0	0.0	0.0	0.0	0.0	0.0	0.0
Meter Station	4,868.7	4,978.1	5,196.8	4,864.4	4,676.7	0.0	0.0	0.0	0.0	0.0	0.0	0.0	24,584.7
Other	0.0	0.0	0.0	0.0	0.0	0.0	0.0	0.0	0.0	0.0	0.0	0.0	0.0
Alberta Commercial	0.0	0.0	0.0	0.0	0.0	0.0	0.0	0.0	0.0	0.0	0.0	0.0	0.0
Alberta Industrial	0.0	0.0	0.0	0.0	0.0	0.0	0.0	0.0	0.0	0.0	0.0	0.0	0.0
Alberta Residential	0.0	0.0	0.0	0.0	0.0	0.0	0.0	0.0	0.0	0.0	0.0	0.0	0.0
Alberta Elec.Generation	0.0	0.0	0.0	0.0	0.0	0.0	0.0	0.0	0.0	0.0	0.0	0.0	0.0
Shrinkage													
Acid Gas	0.0	0.0	0.0	0.0	0.0	0.0	0.0	0.0	0.0	0.0	0.0	0.0	0.0
Other products	113.3	137.4	160.0	134.6	119.8	0.0	0.0	0.0	0.0	0.0	0.0	0.0	665.1
Fuel	173.6	167.4	170.4	151.7	142.2	0.0	0.0	0.0	0.0	0.0	0.0	0.0	805.3
Flared	0.0	0.0	0.0	0.0	0.0	0.0	0.0	0.0	0.0	0.0	0.0	0.0	0.0
Vented	4.8	5.3	5.2	5.0	3.8	0.0	0.0	0.0	0.0	0.0	0.0	0.0	24.1
Diff and Other	243.2	205.4	232.7	22.7	27.8	0.0	0.0	0.0	0.0	0.0	0.0	0.0	731.8
Process and Frac													
Pentanes Plus	0.0	0.0	0.0	0.0	0.0	0.0	0.0	0.0	0.0	0.0	0.0	0.0	0.0
Propane	0.0	0.0	0.0	0.0	0.0	0.0	0.0	0.0	0.0	0.0	0.0	0.0	0.0
Butanes	0.0	0.0	0.0	0.0	0.0	0.0	0.0	0.0	0.0	0.0	0.0	0.0	0.0
Ethane	0.0	0.0	0.0	0.0	0.0	0.0	0.0	0.0	0.0	0.0	0.0	0.0	0.0
NGL MIX	473.6	574.2	667.4	563.1	502.9	0.0	0.0	0.0	0.0	0.0	0.0	0.0	2,781.2
Sulphur	0.0	0.0	0.0	0.0	0.0	0.0	0.0	0.0	0.0	0.0	0.0	0.0	0.0
Sulphur Closing Inv	0.0	0.0	0.0	0.0	0.0	0.0	0.0	0.0	0.0	0.0	0.0	0.0	0.0

Unit of Measurement: Gas and Gas equivalent products: 1000m3, Liquids: m3, Sulphur: MTS

VPR6200

Facility ID ABGP0001674
Facility Licence # 2582

Facility Name JOURNEY HERRONTON
Facility Operator A2PH JOURNEY

Production Month	202001	202002	202003	202004	202005	202006	202007	202008	202009	202010	202011	202012	Totals
Receipts													
Receipts from Alberta Facilities	3,318.1	2,771.0	2,539.2	1,999.8	2,178.9	0.0	0.0	0.0	0.0	0.0	0.0	0.0	12,807.0
Receipts from Non-Alberta Facilities	0.0	0.0	0.0	0.0	0.0	0.0	0.0	0.0	0.0	0.0	0.0	0.0	0.0
Dispositions													
Disposition													
Battery	0.0	0.0	0.0	0.0	0.0	0.0	0.0	0.0	0.0	0.0	0.0	0.0	0.0
Gas Gathering System	0.0	0.0	0.0	0.0	0.0	0.0	0.0	0.0	0.0	0.0	0.0	0.0	0.0
Gas Plant	0.0	0.0	0.0	0.0	0.0	0.0	0.0	0.0	0.0	0.0	0.0	0.0	0.0
Injection Facility	0.0	0.0	0.0	0.0	0.0	0.0	0.0	0.0	0.0	0.0	0.0	0.0	0.0
Meter Station	3,007.3	2,547.5	2,292.8	1,834.7	2,034.9	0.0	0.0	0.0	0.0	0.0	0.0	0.0	11,717.2
Other	0.0	0.0	0.0	0.0	0.0	0.0	0.0	0.0	0.0	0.0	0.0	0.0	0.0
Alberta Commercial	0.0	0.0	0.0	0.0	0.0	0.0	0.0	0.0	0.0	0.0	0.0	0.0	0.0
Alberta Industrial	0.0	0.0	0.0	0.0	0.0	0.0	0.0	0.0	0.0	0.0	0.0	0.0	0.0
Alberta Residential	0.0	0.0	0.0	0.0	0.0	0.0	0.0	0.0	0.0	0.0	0.0	0.0	0.0
Alberta Elec.Generation	0.0	0.0	0.0	0.0	0.0	0.0	0.0	0.0	0.0	0.0	0.0	0.0	0.0
Shrinkage													
Acid Gas	0.0	0.0	0.0	0.0	0.0	0.0	0.0	0.0	0.0	0.0	0.0	0.0	0.0
Other products	107.7	88.5	72.8	49.5	56.8	0.0	0.0	0.0	0.0	0.0	0.0	0.0	375.3
Fuel	55.6	66.7	56.3	44.2	42.7	0.0	0.0	0.0	0.0	0.0	0.0	0.0	265.5
Flared	0.0	0.0	0.0	0.0	0.0	0.0	0.0	0.0	0.0	0.0	0.0	0.0	0.0
Vented	0.0	0.0	0.0	0.0	0.0	0.0	0.0	0.0	0.0	0.0	0.0	0.0	0.0
Diff and Other	147.5	68.3	117.3	71.4	44.5	0.0	0.0	0.0	0.0	0.0	0.0	0.0	449.0
Process and Frac													
Pentanes Plus	0.0	0.0	0.0	0.0	0.0	0.0	0.0	0.0	0.0	0.0	0.0	0.0	0.0
Propane	0.0	0.0	0.0	0.0	0.0	0.0	0.0	0.0	0.0	0.0	0.0	0.0	0.0
Butanes	0.0	0.0	0.0	0.0	0.0	0.0	0.0	0.0	0.0	0.0	0.0	0.0	0.0
Ethane	0.0	0.0	0.0	0.0	0.0	0.0	0.0	0.0	0.0	0.0	0.0	0.0	0.0
NGL MIX	452.1	371.3	305.6	206.0	236.1	0.0	0.0	0.0	0.0	0.0	0.0	0.0	1,571.1
Sulphur	0.0	0.0	0.0	0.0	0.0	0.0	0.0	0.0	0.0	0.0	0.0	0.0	0.0
Sulphur Closing Inv	0.0	0.0	0.0	0.0	0.0	0.0	0.0	0.0	0.0	0.0	0.0	0.0	0.0

Unit of Measurement: Gas and Gas equivalent products: 1000m3, Liquids: m3, Sulphur: MTS

VPR6200

Facility ID ABGP0001678

Facility Name KAKUT 14-12-75-3W6

Facility Licence # 15549

Facility Operator A517 LONG RUN

Production Month	202001	202002	202003	202004	202005	202006	202007	202008	202009	202010	202011	202012	Totals
Receipts													
Receipts from Alberta Facilities	1,104.5	769.1	959.1	902.6	778.0	0.0	0.0	0.0	0.0	0.0	0.0	0.0	4,513.3
Receipts from Non-Alberta Facilities	0.0	0.0	0.0	0.0	0.0	0.0	0.0	0.0	0.0	0.0	0.0	0.0	0.0
Dispositions													
Disposition													
Battery	76.5	58.8	67.1	57.9	38.2	0.0	0.0	0.0	0.0	0.0	0.0	0.0	298.5
Gas Gathering System	0.0	0.0	118.8	110.8	63.2	0.0	0.0	0.0	0.0	0.0	0.0	0.0	292.8
Gas Plant	0.0	0.0	0.0	0.0	0.0	0.0	0.0	0.0	0.0	0.0	0.0	0.0	0.0
Injection Facility	0.0	0.0	0.0	0.0	0.0	0.0	0.0	0.0	0.0	0.0	0.0	0.0	0.0
Meter Station	900.3	661.2	689.1	642.6	583.1	0.0	0.0	0.0	0.0	0.0	0.0	0.0	3,476.3
Other	0.0	0.0	0.0	0.0	0.0	0.0	0.0	0.0	0.0	0.0	0.0	0.0	0.0
Alberta Commercial	0.0	0.0	0.0	0.0	0.0	0.0	0.0	0.0	0.0	0.0	0.0	0.0	0.0
Alberta Industrial	0.0	0.0	0.0	0.0	0.0	0.0	0.0	0.0	0.0	0.0	0.0	0.0	0.0
Alberta Residential	0.0	0.0	0.0	0.0	0.0	0.0	0.0	0.0	0.0	0.0	0.0	0.0	0.0
Alberta Elec.Generation	0.0	0.0	0.0	0.0	0.0	0.0	0.0	0.0	0.0	0.0	0.0	0.0	0.0
Shrinkage													
Acid Gas	0.0	0.0	0.0	0.0	0.0	0.0	0.0	0.0	0.0	0.0	0.0	0.0	0.0
Other products	17.0	12.6	11.7	13.8	10.8	0.0	0.0	0.0	0.0	0.0	0.0	0.0	65.9
Fuel	33.0	30.9	33.0	33.0	33.0	0.0	0.0	0.0	0.0	0.0	0.0	0.0	162.9
Flared	62.2	50.1	53.6	51.9	40.4	0.0	0.0	0.0	0.0	0.0	0.0	0.0	258.2
Vented	0.1	0.1	0.0	0.0	0.0	0.0	0.0	0.0	0.0	0.0	0.0	0.0	0.2
Diff and Other	15.4	-44.6	-14.2	-7.4	9.3	0.0	0.0	0.0	0.0	0.0	0.0	0.0	-41.5
Process and Frac													
Pentanes Plus	0.0	0.0	0.0	0.0	0.0	0.0	0.0	0.0	0.0	0.0	0.0	0.0	0.0
Propane	0.0	0.0	0.0	0.0	0.0	0.0	0.0	0.0	0.0	0.0	0.0	0.0	0.0
Butanes	0.0	0.0	0.0	0.0	0.0	0.0	0.0	0.0	0.0	0.0	0.0	0.0	0.0
Ethane	0.0	0.0	0.0	0.0	0.0	0.0	0.0	0.0	0.0	0.0	0.0	0.0	0.0
NGL MIX	75.2	56.0	52.2	60.6	47.8	0.0	0.0	0.0	0.0	0.0	0.0	0.0	291.8
Sulphur	0.0	0.0	0.0	0.0	0.0	0.0	0.0	0.0	0.0	0.0	0.0	0.0	0.0
Sulphur Closing Inv	0.0	0.0	0.0	0.0	0.0	0.0	0.0	0.0	0.0	0.0	0.0	0.0	0.0

Unit of Measurement: Gas and Gas equivalent products: 1000m3, Liquids: m3, Sulphur: MTS

VPR6200

Facility ID ABGP0001681

Facility Name NORTHROCK DEANNE 5-4

Facility Licence # 7441

Facility Operator A2TG TQN

Production Month	202001	202002	202003	202004	202005	202006	202007	202008	202009	202010	202011	202012	Totals
Receipts													
Receipts from Alberta Facilities	1,444.7	1,344.2	1,413.1	1,373.2	1,355.0	0.0	0.0	0.0	0.0	0.0	0.0	0.0	6,930.2
Receipts from Non-Alberta Facilities	0.0	0.0	0.0	0.0	0.0	0.0	0.0	0.0	0.0	0.0	0.0	0.0	0.0
Dispositions													
Disposition													
Battery	0.0	0.0	0.0	0.0	0.0	0.0	0.0	0.0	0.0	0.0	0.0	0.0	0.0
Gas Gathering System	0.0	0.0	0.0	0.0	0.0	0.0	0.0	0.0	0.0	0.0	0.0	0.0	0.0
Gas Plant	0.0	0.0	0.0	0.0	0.0	0.0	0.0	0.0	0.0	0.0	0.0	0.0	0.0
Injection Facility	0.0	0.0	0.0	0.0	0.0	0.0	0.0	0.0	0.0	0.0	0.0	0.0	0.0
Meter Station	1,394.0	1,297.9	1,381.7	1,340.5	1,314.0	0.0	0.0	0.0	0.0	0.0	0.0	0.0	6,728.1
Other	0.0	0.0	0.0	0.0	0.0	0.0	0.0	0.0	0.0	0.0	0.0	0.0	0.0
Alberta Commercial	0.0	0.0	0.0	0.0	0.0	0.0	0.0	0.0	0.0	0.0	0.0	0.0	0.0
Alberta Industrial	0.0	0.0	0.0	0.0	0.0	0.0	0.0	0.0	0.0	0.0	0.0	0.0	0.0
Alberta Residential	0.0	0.0	0.0	0.0	0.0	0.0	0.0	0.0	0.0	0.0	0.0	0.0	0.0
Alberta Elec.Generation	0.0	0.0	0.0	0.0	0.0	0.0	0.0	0.0	0.0	0.0	0.0	0.0	0.0
Shrinkage													
Acid Gas	0.0	0.0	0.0	0.0	0.0	0.0	0.0	0.0	0.0	0.0	0.0	0.0	0.0
Other products	31.0	28.6	28.5	25.6	26.7	0.0	0.0	0.0	0.0	0.0	0.0	0.0	140.4
Fuel	65.8	48.6	43.7	41.9	45.7	0.0	0.0	0.0	0.0	0.0	0.0	0.0	245.7
Flared	0.0	0.0	0.0	0.0	0.0	0.0	0.0	0.0	0.0	0.0	0.0	0.0	0.0
Vented	3.2	3.5	2.9	2.8	2.6	0.0	0.0	0.0	0.0	0.0	0.0	0.0	15.0
Diff and Other	-49.3	-34.4	-43.7	-37.6	-34.0	0.0	0.0	0.0	0.0	0.0	0.0	0.0	-199.0
Process and Frac													
Pentanes Plus	25.9	29.9	16.9	18.6	19.5	0.0	0.0	0.0	0.0	0.0	0.0	0.0	110.8
Propane	0.0	0.0	0.0	0.0	0.0	0.0	0.0	0.0	0.0	0.0	0.0	0.0	0.0
Butanes	0.0	0.0	0.0	0.0	0.0	0.0	0.0	0.0	0.0	0.0	0.0	0.0	0.0
Ethane	0.0	0.0	0.0	0.0	0.0	0.0	0.0	0.0	0.0	0.0	0.0	0.0	0.0
NGL MIX	111.6	97.3	109.0	96.4	97.1	0.0	0.0	0.0	0.0	0.0	0.0	0.0	511.4
Sulphur	0.0	0.0	0.0	0.0	0.0	0.0	0.0	0.0	0.0	0.0	0.0	0.0	0.0
Sulphur Closing Inv	0.0	0.0	0.0	0.0	0.0	0.0	0.0	0.0	0.0	0.0	0.0	0.0	0.0

Unit of Measurement: Gas and Gas equivalent products: 1000m3, Liquids: m3, Sulphur: MTS

VPR6200

Facility ID ABGP0001688
Facility Licence # 6556

Facility Name STETTLER 8-24-38-19w4
Facility Operator OHE9 CNRL

Production Month	202001	202002	202003	202004	202005	202006	202007	202008	202009	202010	202011	202012	Totals
Receipts													
Receipts from Alberta Facilities	1,317.7	1,259.4	1,303.3	1,179.8	1,231.8	0.0	0.0	0.0	0.0	0.0	0.0	0.0	6,292.0
Receipts from Non-Alberta Facilities	0.0	0.0	0.0	0.0	0.0	0.0	0.0	0.0	0.0	0.0	0.0	0.0	0.0
Dispositions													
Disposition													
Battery	0.0	0.0	0.0	0.0	0.0	0.0	0.0	0.0	0.0	0.0	0.0	0.0	0.0
Gas Gathering System	0.0	0.0	0.0	0.0	0.0	0.0	0.0	0.0	0.0	0.0	0.0	0.0	0.0
Gas Plant	0.0	0.0	0.0	0.0	0.0	0.0	0.0	0.0	0.0	0.0	0.0	0.0	0.0
Injection Facility	0.0	0.0	0.0	0.0	0.0	0.0	0.0	0.0	0.0	0.0	0.0	0.0	0.0
Meter Station	1,159.8	1,153.7	1,153.1	1,075.6	1,083.0	0.0	0.0	0.0	0.0	0.0	0.0	0.0	5,625.2
Other	0.0	0.0	0.0	0.0	0.0	0.0	0.0	0.0	0.0	0.0	0.0	0.0	0.0
Alberta Commercial	0.0	0.0	0.0	0.0	0.0	0.0	0.0	0.0	0.0	0.0	0.0	0.0	0.0
Alberta Industrial	0.0	0.0	0.0	0.0	0.0	0.0	0.0	0.0	0.0	0.0	0.0	0.0	0.0
Alberta Residential	0.0	0.0	0.0	0.0	0.0	0.0	0.0	0.0	0.0	0.0	0.0	0.0	0.0
Alberta Elec.Generation	0.0	0.0	0.0	0.0	0.0	0.0	0.0	0.0	0.0	0.0	0.0	0.0	0.0
Shrinkage													
Acid Gas	0.0	0.0	0.0	0.0	0.0	0.0	0.0	0.0	0.0	0.0	0.0	0.0	0.0
Other products	11.1	12.8	14.7	12.2	16.0	0.0	0.0	0.0	0.0	0.0	0.0	0.0	66.8
Fuel	110.1	101.9	95.0	76.6	79.9	0.0	0.0	0.0	0.0	0.0	0.0	0.0	463.5
Flared	1.3	0.1	7.3	0.5	0.2	0.0	0.0	0.0	0.0	0.0	0.0	0.0	9.4
Vented	0.0	0.0	0.0	0.0	0.0	0.0	0.0	0.0	0.0	0.0	0.0	0.0	0.0
Diff and Other	35.4	-9.1	33.2	14.9	52.7	0.0	0.0	0.0	0.0	0.0	0.0	0.0	127.1
Process and Frac													
Pentanes Plus	0.0	0.0	0.0	0.0	8.5	0.0	0.0	0.0	0.0	0.0	0.0	0.0	8.5
Propane	0.0	0.0	0.0	0.0	0.0	0.0	0.0	0.0	0.0	0.0	0.0	0.0	0.0
Butanes	0.0	0.0	0.0	0.0	0.0	0.0	0.0	0.0	0.0	0.0	0.0	0.0	0.0
Ethane	0.0	0.0	0.0	0.0	0.0	0.0	0.0	0.0	0.0	0.0	0.0	0.0	0.0
NGL MIX	52.3	59.8	68.8	56.8	66.2	0.0	0.0	0.0	0.0	0.0	0.0	0.0	303.9
Sulphur	0.0	0.0	0.0	0.0	0.0	0.0	0.0	0.0	0.0	0.0	0.0	0.0	0.0
Sulphur Closing Inv	0.0	0.0	0.0	0.0	0.0	0.0	0.0	0.0	0.0	0.0	0.0	0.0	0.0

Unit of Measurement: Gas and Gas equivalent products: 1000m3, Liquids: m3, Sulphur: MTS

VPR6200

Facility ID ABGP0001693
Facility Licence # 13105

Facility Name PENGROWTH MCLEOD
Facility Operator A1GR PINE CLIFF

Production Month	202001	202002	202003	202004	202005	202006	202007	202008	202009	202010	202011	202012	Totals
Receipts													
Receipts from Alberta Facilities	6,073.4	6,130.8	6,223.7	5,795.4	5,965.1	0.0	0.0	0.0	0.0	0.0	0.0	0.0	30,188.4
Receipts from Non-Alberta Facilities	0.0	0.0	0.0	0.0	0.0	0.0	0.0	0.0	0.0	0.0	0.0	0.0	0.0
Dispositions													
Disposition													
Battery	0.0	0.0	0.0	0.0	0.0	0.0	0.0	0.0	0.0	0.0	0.0	0.0	0.0
Gas Gathering System	0.0	0.0	0.0	0.0	0.0	0.0	0.0	0.0	0.0	0.0	0.0	0.0	0.0
Gas Plant	0.0	0.0	0.0	0.0	0.0	0.0	0.0	0.0	0.0	0.0	0.0	0.0	0.0
Injection Facility	0.0	0.0	0.0	0.0	0.0	0.0	0.0	0.0	0.0	0.0	0.0	0.0	0.0
Meter Station	5,564.7	5,612.5	5,684.6	5,370.1	5,474.4	0.0	0.0	0.0	0.0	0.0	0.0	0.0	27,706.3
Other	0.0	0.0	0.0	0.0	0.0	0.0	0.0	0.0	0.0	0.0	0.0	0.0	0.0
Alberta Commercial	0.0	0.0	0.0	0.0	0.0	0.0	0.0	0.0	0.0	0.0	0.0	0.0	0.0
Alberta Industrial	0.0	0.0	0.0	0.0	0.0	0.0	0.0	0.0	0.0	0.0	0.0	0.0	0.0
Alberta Residential	0.0	0.0	0.0	0.0	0.0	0.0	0.0	0.0	0.0	0.0	0.0	0.0	0.0
Alberta Elec.Generation	0.0	0.0	0.0	0.0	0.0	0.0	0.0	0.0	0.0	0.0	0.0	0.0	0.0
Shrinkage													
Acid Gas	0.0	0.0	0.0	0.0	0.0	0.0	0.0	0.0	0.0	0.0	0.0	0.0	0.0
Other products	275.0	285.2	292.3	203.2	244.7	0.0	0.0	0.0	0.0	0.0	0.0	0.0	1,300.4
Fuel	245.4	236.3	241.1	219.0	227.6	0.0	0.0	0.0	0.0	0.0	0.0	0.0	1,169.4
Flared	6.5	6.1	6.5	6.3	6.5	0.0	0.0	0.0	0.0	0.0	0.0	0.0	31.9
Vented	0.0	0.4	0.4	0.1	0.1	0.0	0.0	0.0	0.0	0.0	0.0	0.0	1.0
Diff and Other	-18.2	-9.7	-1.2	-3.3	11.8	0.0	0.0	0.0	0.0	0.0	0.0	0.0	-20.6
Process and Frac													
Pentanes Plus	61.5	55.5	98.0	84.0	69.0	0.0	0.0	0.0	0.0	0.0	0.0	0.0	368.0
Propane	0.0	0.0	0.0	0.0	0.0	0.0	0.0	0.0	0.0	0.0	0.0	0.0	0.0
Butanes	0.0	0.0	0.0	0.0	0.0	0.0	0.0	0.0	0.0	0.0	0.0	0.0	0.0
Ethane	0.0	0.0	0.0	0.0	0.0	0.0	0.0	0.0	0.0	0.0	0.0	0.0	0.0
NGL MIX	1,096.2	1,143.8	1,131.9	783.0	970.1	0.0	0.0	0.0	0.0	0.0	0.0	0.0	5,125.0
Sulphur	0.0	0.0	0.0	0.0	0.0	0.0	0.0	0.0	0.0	0.0	0.0	0.0	0.0
Sulphur Closing Inv	0.0	0.0	0.0	0.0	0.0	0.0	0.0	0.0	0.0	0.0	0.0	0.0	0.0

Unit of Measurement: Gas and Gas equivalent products: 1000m3, Liquids: m3, Sulphur: MTS

VPR6200

Facility ID ABGP0001694

Facility Name SUMMIT CRAIGMYLE

Facility Licence # 4484

Facility Operator A663

Production Month	202001	202002	202003	202004	202005	202006	202007	202008	202009	202010	202011	202012	Totals
	SHUTIN	SHUTIN	SHUTIN	SHUTIN	SHUTIN								
Receipts													
Receipts from Alberta Facilities	0.0	0.0	0.0	0.0	0.0	0.0	0.0	0.0	0.0	0.0	0.0	0.0	0.0
Receipts from Non-Alberta Facilities	0.0	0.0	0.0	0.0	0.0	0.0	0.0	0.0	0.0	0.0	0.0	0.0	0.0
Dispositions													
Disposition													
Battery	0.0	0.0	0.0	0.0	0.0	0.0	0.0	0.0	0.0	0.0	0.0	0.0	0.0
Gas Gathering System	0.0	0.0	0.0	0.0	0.0	0.0	0.0	0.0	0.0	0.0	0.0	0.0	0.0
Gas Plant	0.0	0.0	0.0	0.0	0.0	0.0	0.0	0.0	0.0	0.0	0.0	0.0	0.0
Injection Facility	0.0	0.0	0.0	0.0	0.0	0.0	0.0	0.0	0.0	0.0	0.0	0.0	0.0
Meter Station	0.0	0.0	0.0	0.0	0.0	0.0	0.0	0.0	0.0	0.0	0.0	0.0	0.0
Other	0.0	0.0	0.0	0.0	0.0	0.0	0.0	0.0	0.0	0.0	0.0	0.0	0.0
Alberta Commercial	0.0	0.0	0.0	0.0	0.0	0.0	0.0	0.0	0.0	0.0	0.0	0.0	0.0
Alberta Industrial	0.0	0.0	0.0	0.0	0.0	0.0	0.0	0.0	0.0	0.0	0.0	0.0	0.0
Alberta Residential	0.0	0.0	0.0	0.0	0.0	0.0	0.0	0.0	0.0	0.0	0.0	0.0	0.0
Alberta Elec.Generation	0.0	0.0	0.0	0.0	0.0	0.0	0.0	0.0	0.0	0.0	0.0	0.0	0.0
Shrinkage													
Acid Gas	0.0	0.0	0.0	0.0	0.0	0.0	0.0	0.0	0.0	0.0	0.0	0.0	0.0
Other products	0.0	0.0	0.0	0.0	0.0	0.0	0.0	0.0	0.0	0.0	0.0	0.0	0.0
Fuel	0.0	0.0	0.0	0.0	0.0	0.0	0.0	0.0	0.0	0.0	0.0	0.0	0.0
Flared	0.0	0.0	0.0	0.0	0.0	0.0	0.0	0.0	0.0	0.0	0.0	0.0	0.0
Vented	0.0	0.0	0.0	0.0	0.0	0.0	0.0	0.0	0.0	0.0	0.0	0.0	0.0
Diff and Other	0.0	0.0	0.0	0.0	0.0	0.0	0.0	0.0	0.0	0.0	0.0	0.0	0.0
Process and Frac													
Pentanes Plus	0.0	0.0	0.0	0.0	0.0	0.0	0.0	0.0	0.0	0.0	0.0	0.0	0.0
Propane	0.0	0.0	0.0	0.0	0.0	0.0	0.0	0.0	0.0	0.0	0.0	0.0	0.0
Butanes	0.0	0.0	0.0	0.0	0.0	0.0	0.0	0.0	0.0	0.0	0.0	0.0	0.0
Ethane	0.0	0.0	0.0	0.0	0.0	0.0	0.0	0.0	0.0	0.0	0.0	0.0	0.0
NGL MIX	0.0	0.0	0.0	0.0	0.0	0.0	0.0	0.0	0.0	0.0	0.0	0.0	0.0
Sulphur	0.0	0.0	0.0	0.0	0.0	0.0	0.0	0.0	0.0	0.0	0.0	0.0	0.0
Sulphur Closing Inv	0.0	0.0	0.0	0.0	0.0	0.0	0.0	0.0	0.0	0.0	0.0	0.0	0.0

VPR6200

Facility ID ABGP0001697

Facility Name SHINNING BANK GAS PLANT

Facility Licence # 13113

Facility Operator OLN5 ISH

Production Month	202001	202002	202003	202004	202005	202006	202007	202008	202009	202010	202011	202012	Totals
Receipts													
Receipts from Alberta Facilities	8,805.4	8,206.8	8,617.5	8,180.4	6,747.0	0.0	0.0	0.0	0.0	0.0	0.0	0.0	40,557.1
Receipts from Non-Alberta Facilities	0.0	0.0	0.0	0.0	0.0	0.0	0.0	0.0	0.0	0.0	0.0	0.0	0.0
Dispositions													
Disposition													
Battery	0.0	0.0	0.0	0.0	0.0	0.0	0.0	0.0	0.0	0.0	0.0	0.0	0.0
Gas Gathering System	0.0	0.0	0.0	0.0	0.0	0.0	0.0	0.0	0.0	0.0	0.0	0.0	0.0
Gas Plant	0.0	0.0	0.0	0.0	0.0	0.0	0.0	0.0	0.0	0.0	0.0	0.0	0.0
Injection Facility	0.0	0.0	0.0	0.0	0.0	0.0	0.0	0.0	0.0	0.0	0.0	0.0	0.0
Meter Station	8,345.3	7,861.2	8,200.2	7,990.8	6,643.9	0.0	0.0	0.0	0.0	0.0	0.0	0.0	39,041.4
Other	0.0	0.0	0.0	0.0	0.0	0.0	0.0	0.0	0.0	0.0	0.0	0.0	0.0
Alberta Commercial	0.0	0.0	0.0	0.0	0.0	0.0	0.0	0.0	0.0	0.0	0.0	0.0	0.0
Alberta Industrial	0.0	0.0	0.0	0.0	0.0	0.0	0.0	0.0	0.0	0.0	0.0	0.0	0.0
Alberta Residential	0.0	0.0	0.0	0.0	0.0	0.0	0.0	0.0	0.0	0.0	0.0	0.0	0.0
Alberta Elec.Generation	0.0	0.0	0.0	0.0	0.0	0.0	0.0	0.0	0.0	0.0	0.0	0.0	0.0
Shrinkage													
Acid Gas	0.0	0.0	0.0	0.0	0.0	0.0	0.0	0.0	0.0	0.0	0.0	0.0	0.0
Other products	305.6	292.3	294.5	139.6	87.7	0.0	0.0	0.0	0.0	0.0	0.0	0.0	1,119.7
Fuel	164.3	167.9	171.8	122.5	94.8	0.0	0.0	0.0	0.0	0.0	0.0	0.0	721.3
Flared	9.1	12.3	12.3	12.1	17.0	0.0	0.0	0.0	0.0	0.0	0.0	0.0	62.8
Vented	0.0	8.5	3.4	27.9	0.2	0.0	0.0	0.0	0.0	0.0	0.0	0.0	40.0
Diff and Other	-18.9	-135.4	-64.7	-112.5	-96.6	0.0	0.0	0.0	0.0	0.0	0.0	0.0	-428.1
Process and Frac													
Pentanes Plus	146.0	136.8	136.0	123.6	82.1	0.0	0.0	0.0	0.0	0.0	0.0	0.0	624.5
Propane	0.0	0.0	0.0	0.0	0.0	0.0	0.0	0.0	0.0	0.0	0.0	0.0	0.0
Butanes	0.0	0.0	0.0	0.0	0.0	0.0	0.0	0.0	0.0	0.0	0.0	0.0	0.0
Ethane	0.0	0.0	0.0	0.0	0.0	0.0	0.0	0.0	0.0	0.0	0.0	0.0	0.0
NGL MIX	1,126.0	1,080.9	1,090.8	487.2	303.8	0.0	0.0	0.0	0.0	0.0	0.0	0.0	4,088.7
Sulphur	0.0	0.0	0.0	0.0	0.0	0.0	0.0	0.0	0.0	0.0	0.0	0.0	0.0
Sulphur Closing Inv	0.0	0.0	0.0	0.0	0.0	0.0	0.0	0.0	0.0	0.0	0.0	0.0	0.0

Unit of Measurement: Gas and Gas equivalent products: 1000m3, Liquids: m3, Sulphur: MTS

VPR6200

Facility ID ABGP0001713
Facility Licence # 23122

Facility Name VIKING-KINSELLA 13-31-48-12W4
Facility Operator A1GR PINE CLIFF

Production Month	202001	202002	202003	202004	202005	202006	202007	202008	202009	202010	202011	202012	Totals
Receipts													
Receipts from Alberta Facilities	17,181.1	16,351.5	17,544.2	16,382.0	17,204.4	0.0	0.0	0.0	0.0	0.0	0.0	0.0	84,663.2
Receipts from Non-Alberta Facilities	0.0	0.0	0.0	0.0	0.0	0.0	0.0	0.0	0.0	0.0	0.0	0.0	0.0
Dispositions													
Disposition													
Battery	0.0	0.0	0.0	0.0	0.0	0.0	0.0	0.0	0.0	0.0	0.0	0.0	0.0
Gas Gathering System	0.0	0.0	0.0	0.0	0.0	0.0	0.0	0.0	0.0	0.0	0.0	0.0	0.0
Gas Plant	0.0	0.0	0.0	0.0	0.0	0.0	0.0	0.0	0.0	0.0	0.0	0.0	0.0
Injection Facility	0.0	0.0	0.0	0.0	0.0	0.0	0.0	0.0	0.0	0.0	0.0	0.0	0.0
Meter Station	16,273.8	15,643.7	16,814.7	15,689.8	16,427.9	0.0	0.0	0.0	0.0	0.0	0.0	0.0	80,849.9
Other	0.0	0.0	0.0	0.0	0.0	0.0	0.0	0.0	0.0	0.0	0.0	0.0	0.0
Alberta Commercial	0.0	0.0	0.0	0.0	0.0	0.0	0.0	0.0	0.0	0.0	0.0	0.0	0.0
Alberta Industrial	0.0	0.0	0.0	0.0	0.0	0.0	0.0	0.0	0.0	0.0	0.0	0.0	0.0
Alberta Residential	0.0	0.0	0.0	0.0	0.0	0.0	0.0	0.0	0.0	0.0	0.0	0.0	0.0
Alberta Elec.Generation	0.0	0.0	0.0	0.0	0.0	0.0	0.0	0.0	0.0	0.0	0.0	0.0	0.0
Shrinkage													
Acid Gas	0.0	0.0	0.0	0.0	0.0	0.0	0.0	0.0	0.0	0.0	0.0	0.0	0.0
Other products	39.2	38.5	42.8	25.5	41.5	0.0	0.0	0.0	0.0	0.0	0.0	0.0	187.5
Fuel	732.0	716.2	775.1	702.5	752.3	0.0	0.0	0.0	0.0	0.0	0.0	0.0	3,678.1
Flared	2.3	2.3	6.1	2.3	2.3	0.0	0.0	0.0	0.0	0.0	0.0	0.0	15.3
Vented	0.0	0.1	0.0	0.2	0.0	0.0	0.0	0.0	0.0	0.0	0.0	0.0	0.3
Diff and Other	133.8	-49.3	-94.5	-38.3	-19.6	0.0	0.0	0.0	0.0	0.0	0.0	0.0	-67.9
Process and Frac													
Pentanes Plus	189.9	186.3	207.2	123.6	200.7	0.0	0.0	0.0	0.0	0.0	0.0	0.0	907.7
Propane	0.0	0.0	0.0	0.0	0.0	0.0	0.0	0.0	0.0	0.0	0.0	0.0	0.0
Butanes	0.0	0.0	0.0	0.0	0.0	0.0	0.0	0.0	0.0	0.0	0.0	0.0	0.0
Ethane	0.0	0.0	0.0	0.0	0.0	0.0	0.0	0.0	0.0	0.0	0.0	0.0	0.0
NGL MIX	0.0	0.0	0.0	0.0	0.0	0.0	0.0	0.0	0.0	0.0	0.0	0.0	0.0
Sulphur	0.0	0.0	0.0	0.0	0.0	0.0	0.0	0.0	0.0	0.0	0.0	0.0	0.0
Sulphur Closing Inv	0.0	0.0	0.0	0.0	0.0	0.0	0.0	0.0	0.0	0.0	0.0	0.0	0.0

Unit of Measurement: Gas and Gas equivalent products: 1000m3, Liquids: m3, Sulphur: MTS

VPR6200

Facility ID ABGP0001714

Facility Name HUSKY GALLOWAY GP SUNDANCE 12-05

Facility Licence # 12490

Facility Operator OR46 HUSKY

Production Month	202001	202002	202003	202004	202005	202006	202007	202008	202009	202010	202011	202012	Totals
Receipts													
Receipts from Alberta Facilities	6,008.2	6,315.1	6,508.3	6,528.2	6,838.7	0.0	0.0	0.0	0.0	0.0	0.0	0.0	32,198.5
Receipts from Non-Alberta Facilities	0.0	0.0	0.0	0.0	0.0	0.0	0.0	0.0	0.0	0.0	0.0	0.0	0.0
Dispositions													
Disposition													
Battery	0.0	0.0	0.0	0.0	0.0	0.0	0.0	0.0	0.0	0.0	0.0	0.0	0.0
Gas Gathering System	0.0	0.0	0.0	0.0	0.0	0.0	0.0	0.0	0.0	0.0	0.0	0.0	0.0
Gas Plant	0.0	0.0	0.0	0.0	0.0	0.0	0.0	0.0	0.0	0.0	0.0	0.0	0.0
Injection Facility	0.0	0.0	0.0	0.0	0.0	0.0	0.0	0.0	0.0	0.0	0.0	0.0	0.0
Meter Station	5,773.8	6,028.0	6,308.7	6,218.0	6,562.3	0.0	0.0	0.0	0.0	0.0	0.0	0.0	30,890.8
Other	0.0	0.0	0.0	0.0	0.0	0.0	0.0	0.0	0.0	0.0	0.0	0.0	0.0
Alberta Commercial	0.0	0.0	0.0	0.0	0.0	0.0	0.0	0.0	0.0	0.0	0.0	0.0	0.0
Alberta Industrial	0.0	0.0	0.0	0.0	0.0	0.0	0.0	0.0	0.0	0.0	0.0	0.0	0.0
Alberta Residential	0.0	0.0	0.0	0.0	0.0	0.0	0.0	0.0	0.0	0.0	0.0	0.0	0.0
Alberta Elec.Generation	0.0	0.0	0.0	0.0	0.0	0.0	0.0	0.0	0.0	0.0	0.0	0.0	0.0
Shrinkage													
Acid Gas	0.0	0.0	0.0	0.0	0.0	0.0	0.0	0.0	0.0	0.0	0.0	0.0	0.0
Other products	298.9	324.3	319.0	323.7	358.3	0.0	0.0	0.0	0.0	0.0	0.0	0.0	1,624.2
Fuel	188.4	177.0	181.1	176.2	182.8	0.0	0.0	0.0	0.0	0.0	0.0	0.0	905.5
Flared	12.1	1.2	4.3	1.3	5.7	0.0	0.0	0.0	0.0	0.0	0.0	0.0	24.6
Vented	0.0	0.0	0.0	0.0	0.0	0.0	0.0	0.0	0.0	0.0	0.0	0.0	0.0
Diff and Other	-265.0	-215.4	-304.8	-191.0	-270.4	0.0	0.0	0.0	0.0	0.0	0.0	0.0	-1,246.6
Process and Frac													
Pentanes Plus	690.7	760.1	783.4	727.4	841.8	0.0	0.0	0.0	0.0	0.0	0.0	0.0	3,803.4
Propane	0.0	0.0	0.0	0.0	0.0	0.0	0.0	0.0	0.0	0.0	0.0	0.0	0.0
Butanes	0.0	0.0	0.0	0.0	0.0	0.0	0.0	0.0	0.0	0.0	0.0	0.0	0.0
Ethane	0.0	0.0	0.0	0.0	0.0	0.0	0.0	0.0	0.0	0.0	0.0	0.0	0.0
NGL MIX	656.5	702.5	660.3	725.9	770.5	0.0	0.0	0.0	0.0	0.0	0.0	0.0	3,515.7
Sulphur	0.0	0.0	0.0	0.0	0.0	0.0	0.0	0.0	0.0	0.0	0.0	0.0	0.0
Sulphur Closing Inv	0.0	0.0	0.0	0.0	0.0	0.0	0.0	0.0	0.0	0.0	0.0	0.0	0.0

Unit of Measurement: Gas and Gas equivalent products: 1000m3, Liquids: m3, Sulphur: MTS

VPR6200

Facility ID ABGP0001715

Facility Name husky deny kiskiu smoky river 14-09

Facility Licence # 26348

Facility Operator A5C4 PEA

Production Month	202001	202002	202003	202004	202005	202006	202007	202008	202009	202010	202011	202012	Totals
Receipts													
Receipts from Alberta Facilities	2,577.7	2,372.0	2,574.7	2,307.8	2,307.8	0.0	0.0	0.0	0.0	0.0	0.0	0.0	12,140.0
Receipts from Non-Alberta Facilities	0.0	0.0	0.0	0.0	0.0	0.0	0.0	0.0	0.0	0.0	0.0	0.0	0.0
Dispositions													
Disposition													
Battery	0.0	0.0	0.0	0.0	0.0	0.0	0.0	0.0	0.0	0.0	0.0	0.0	0.0
Gas Gathering System	2,620.5	2,440.8	2,607.4	2,351.1	2,302.2	0.0	0.0	0.0	0.0	0.0	0.0	0.0	12,322.0
Gas Plant	0.0	0.0	0.0	0.0	0.0	0.0	0.0	0.0	0.0	0.0	0.0	0.0	0.0
Injection Facility	0.0	0.0	0.0	0.0	0.0	0.0	0.0	0.0	0.0	0.0	0.0	0.0	0.0
Meter Station	0.0	0.0	0.0	0.0	0.0	0.0	0.0	0.0	0.0	0.0	0.0	0.0	0.0
Other	0.0	0.0	0.0	0.0	0.0	0.0	0.0	0.0	0.0	0.0	0.0	0.0	0.0
Alberta Commercial	0.0	0.0	0.0	0.0	0.0	0.0	0.0	0.0	0.0	0.0	0.0	0.0	0.0
Alberta Industrial	0.0	0.0	0.0	0.0	0.0	0.0	0.0	0.0	0.0	0.0	0.0	0.0	0.0
Alberta Residential	0.0	0.0	0.0	0.0	0.0	0.0	0.0	0.0	0.0	0.0	0.0	0.0	0.0
Alberta Elec.Generation	0.0	0.0	0.0	0.0	0.0	0.0	0.0	0.0	0.0	0.0	0.0	0.0	0.0
Shrinkage													
Acid Gas	0.0	0.0	0.0	0.0	0.0	0.0	0.0	0.0	0.0	0.0	0.0	0.0	0.0
Other products	53.7	77.1	78.5	58.1	56.5	0.0	0.0	0.0	0.0	0.0	0.0	0.0	323.9
Fuel	75.4	75.1	76.4	70.3	69.3	0.0	0.0	0.0	0.0	0.0	0.0	0.0	366.5
Flared	2.2	2.3	3.2	2.9	2.4	0.0	0.0	0.0	0.0	0.0	0.0	0.0	13.0
Vented	0.0	0.0	0.0	0.0	0.0	0.0	0.0	0.0	0.0	0.0	0.0	0.0	0.0
Diff and Other	-174.1	-223.3	-190.8	-174.6	-122.6	0.0	0.0	0.0	0.0	0.0	0.0	0.0	-885.4
Process and Frac													
Pentanes Plus	259.9	373.2	379.7	281.2	273.4	0.0	0.0	0.0	0.0	0.0	0.0	0.0	1,567.4
Propane	0.0	0.0	0.0	0.0	0.0	0.0	0.0	0.0	0.0	0.0	0.0	0.0	0.0
Butanes	0.0	0.0	0.0	0.0	0.0	0.0	0.0	0.0	0.0	0.0	0.0	0.0	0.0
Ethane	0.0	0.0	0.0	0.0	0.0	0.0	0.0	0.0	0.0	0.0	0.0	0.0	0.0
NGL MIX	0.0	0.0	0.0	0.0	0.0	0.0	0.0	0.0	0.0	0.0	0.0	0.0	0.0
Sulphur	0.0	0.0	0.0	0.0	0.0	0.0	0.0	0.0	0.0	0.0	0.0	0.0	0.0
Sulphur Closing Inv	0.0	0.0	0.0	0.0	0.0	0.0	0.0	0.0	0.0	0.0	0.0	0.0	0.0

Unit of Measurement: Gas and Gas equivalent products: 1000m3, Liquids: m3, Sulphur: MTS

VPR6200

Facility ID ABGP0001718

Facility Name BERLAND RIVER WEST 14-23-58-26w5

Facility Licence # 27305

Facility Operator OHE9 CNRL

Production Month	202001	202002	202003	202004	202005	202006	202007	202008	202009	202010	202011	202012	Totals
Receipts													
Receipts from Alberta Facilities	43,373.0	50,769.5	53,536.6	52,973.4	56,105.4	0.0	0.0	0.0	0.0	0.0	0.0	0.0	256,757.9
Receipts from Non-Alberta Facilities	0.0	0.0	0.0	0.0	0.0	0.0	0.0	0.0	0.0	0.0	0.0	0.0	0.0
Dispositions													
Disposition													
Battery	0.0	0.0	0.0	0.0	0.0	0.0	0.0	0.0	0.0	0.0	0.0	0.0	0.0
Gas Gathering System	550.0	521.9	547.3	540.5	573.7	0.0	0.0	0.0	0.0	0.0	0.0	0.0	2,733.4
Gas Plant	0.0	0.0	0.0	0.0	0.0	0.0	0.0	0.0	0.0	0.0	0.0	0.0	0.0
Injection Facility	0.0	0.0	0.0	0.0	0.0	0.0	0.0	0.0	0.0	0.0	0.0	0.0	0.0
Meter Station	41,094.6	48,518.3	51,328.4	50,806.7	53,613.8	0.0	0.0	0.0	0.0	0.0	0.0	0.0	245,361.8
Other	0.0	0.0	0.0	0.0	0.0	0.0	0.0	0.0	0.0	0.0	0.0	0.0	0.0
Alberta Commercial	0.0	0.0	0.0	0.0	0.0	0.0	0.0	0.0	0.0	0.0	0.0	0.0	0.0
Alberta Industrial	0.0	0.0	0.0	0.0	0.0	0.0	0.0	0.0	0.0	0.0	0.0	0.0	0.0
Alberta Residential	0.0	0.0	0.0	0.0	0.0	0.0	0.0	0.0	0.0	0.0	0.0	0.0	0.0
Alberta Elec.Generation	0.0	0.0	0.0	0.0	0.0	0.0	0.0	0.0	0.0	0.0	0.0	0.0	0.0
Shrinkage													
Acid Gas	0.0	0.0	0.0	0.0	0.0	0.0	0.0	0.0	0.0	0.0	0.0	0.0	0.0
Other products	591.1	606.5	390.9	463.4	507.0	0.0	0.0	0.0	0.0	0.0	0.0	0.0	2,558.9
Fuel	636.8	693.4	716.3	680.9	734.2	0.0	0.0	0.0	0.0	0.0	0.0	0.0	3,461.6
Flared	0.3	0.1	36.7	1.0	1.2	0.0	0.0	0.0	0.0	0.0	0.0	0.0	39.3
Vented	0.1	0.1	1.0	1.2	1.2	0.0	0.0	0.0	0.0	0.0	0.0	0.0	3.6
Diff and Other	500.1	429.2	516.0	479.7	674.3	0.0	0.0	0.0	0.0	0.0	0.0	0.0	2,599.3
Process and Frac													
Pentanes Plus	250.6	263.7	330.7	211.1	276.6	0.0	0.0	0.0	0.0	0.0	0.0	0.0	1,332.7
Propane	0.0	0.0	0.0	0.0	0.0	0.0	0.0	0.0	0.0	0.0	0.0	0.0	0.0
Butanes	0.0	0.0	0.0	0.0	0.0	0.0	0.0	0.0	0.0	0.0	0.0	0.0	0.0
Ethane	0.0	0.0	0.0	0.0	0.0	0.0	0.0	0.0	0.0	0.0	0.0	0.0	0.0
NGL MIX	2,293.8	2,353.4	1,447.8	1,887.6	2,020.2	0.0	0.0	0.0	0.0	0.0	0.0	0.0	10,002.8
Sulphur	0.0	0.0	0.0	0.0	0.0	0.0	0.0	0.0	0.0	0.0	0.0	0.0	0.0
Sulphur Closing Inv	0.0	0.0	0.0	0.0	0.0	0.0	0.0	0.0	0.0	0.0	0.0	0.0	0.0

Unit of Measurement: Gas and Gas equivalent products: 1000m3, Liquids: m3, Sulphur: MTS

VPR6200

Facility ID ABGP0001720

Facility Name TALISMAN BENSON PEMBINA 08-30

Facility Licence # 9892

Facility Operator A6JK INPLAY OIL

Production Month	202001	202002	202003	202004	202005	202006	202007	202008	202009	202010	202011	202012	Totals
Receipts													
Receipts from Alberta Facilities	92.9	100.9	96.9	77.3	75.8	0.0	0.0	0.0	0.0	0.0	0.0	0.0	443.8
Receipts from Non-Alberta Facilities	0.0	0.0	0.0	0.0	0.0	0.0	0.0	0.0	0.0	0.0	0.0	0.0	0.0
Dispositions													
Disposition													
Battery	0.0	0.0	0.0	0.0	0.0	0.0	0.0	0.0	0.0	0.0	0.0	0.0	0.0
Gas Gathering System	93.4	100.9	96.7	77.3	75.8	0.0	0.0	0.0	0.0	0.0	0.0	0.0	444.1
Gas Plant	0.0	0.0	0.0	0.0	0.0	0.0	0.0	0.0	0.0	0.0	0.0	0.0	0.0
Injection Facility	0.0	0.0	0.0	0.0	0.0	0.0	0.0	0.0	0.0	0.0	0.0	0.0	0.0
Meter Station	0.0	0.0	0.0	0.0	0.0	0.0	0.0	0.0	0.0	0.0	0.0	0.0	0.0
Other	0.0	0.0	0.0	0.0	0.0	0.0	0.0	0.0	0.0	0.0	0.0	0.0	0.0
Alberta Commercial	0.0	0.0	0.0	0.0	0.0	0.0	0.0	0.0	0.0	0.0	0.0	0.0	0.0
Alberta Industrial	0.0	0.0	0.0	0.0	0.0	0.0	0.0	0.0	0.0	0.0	0.0	0.0	0.0
Alberta Residential	0.0	0.0	0.0	0.0	0.0	0.0	0.0	0.0	0.0	0.0	0.0	0.0	0.0
Alberta Elec.Generation	0.0	0.0	0.0	0.0	0.0	0.0	0.0	0.0	0.0	0.0	0.0	0.0	0.0
Shrinkage													
Acid Gas	0.0	0.0	0.0	0.0	0.0	0.0	0.0	0.0	0.0	0.0	0.0	0.0	0.0
Other products	0.0	0.0	0.0	0.0	0.0	0.0	0.0	0.0	0.0	0.0	0.0	0.0	0.0
Fuel	0.0	0.0	0.0	0.0	0.0	0.0	0.0	0.0	0.0	0.0	0.0	0.0	0.0
Flared	0.0	0.0	0.0	0.0	0.0	0.0	0.0	0.0	0.0	0.0	0.0	0.0	0.0
Vented	0.0	0.0	0.0	0.0	0.0	0.0	0.0	0.0	0.0	0.0	0.0	0.0	0.0
Diff and Other	-0.5	0.0	0.2	0.0	0.0	0.0	0.0	0.0	0.0	0.0	0.0	0.0	-0.3
Process and Frac													
Pentanes Plus	0.0	0.0	0.0	0.0	0.0	0.0	0.0	0.0	0.0	0.0	0.0	0.0	0.0
Propane	0.0	0.0	0.0	0.0	0.0	0.0	0.0	0.0	0.0	0.0	0.0	0.0	0.0
Butanes	0.0	0.0	0.0	0.0	0.0	0.0	0.0	0.0	0.0	0.0	0.0	0.0	0.0
Ethane	0.0	0.0	0.0	0.0	0.0	0.0	0.0	0.0	0.0	0.0	0.0	0.0	0.0
NGL MIX	0.0	0.0	0.0	0.0	0.0	0.0	0.0	0.0	0.0	0.0	0.0	0.0	0.0
Sulphur	0.0	0.0	0.0	0.0	0.0	0.0	0.0	0.0	0.0	0.0	0.0	0.0	0.0
Sulphur Closing Inv	0.0	0.0	0.0	0.0	0.0	0.0	0.0	0.0	0.0	0.0	0.0	0.0	0.0

Unit of Measurement: Gas and Gas equivalent products: 1000m3, Liquids: m3, Sulphur: MTS

VPR6200

Facility ID ABGP0001727

Facility Name HUSKY DELIA 1-13

Facility Licence # 4330

Facility Operator A663

Production Month	202001	202002	202003	202004	202005	202006	202007	202008	202009	202010	202011	202012	Totals
	SHUTIN	SHUTIN	SHUTIN	SHUTIN	SHUTIN								
Receipts													
Receipts from Alberta Facilities	0.0	0.0	0.0	0.0	0.0	0.0	0.0	0.0	0.0	0.0	0.0	0.0	0.0
Receipts from Non-Alberta Facilities	0.0	0.0	0.0	0.0	0.0	0.0	0.0	0.0	0.0	0.0	0.0	0.0	0.0
Dispositions													
Disposition													
Battery	0.0	0.0	0.0	0.0	0.0	0.0	0.0	0.0	0.0	0.0	0.0	0.0	0.0
Gas Gathering System	0.0	0.0	0.0	0.0	0.0	0.0	0.0	0.0	0.0	0.0	0.0	0.0	0.0
Gas Plant	0.0	0.0	0.0	0.0	0.0	0.0	0.0	0.0	0.0	0.0	0.0	0.0	0.0
Injection Facility	0.0	0.0	0.0	0.0	0.0	0.0	0.0	0.0	0.0	0.0	0.0	0.0	0.0
Meter Station	0.0	0.0	0.0	0.0	0.0	0.0	0.0	0.0	0.0	0.0	0.0	0.0	0.0
Other	0.0	0.0	0.0	0.0	0.0	0.0	0.0	0.0	0.0	0.0	0.0	0.0	0.0
Alberta Commercial	0.0	0.0	0.0	0.0	0.0	0.0	0.0	0.0	0.0	0.0	0.0	0.0	0.0
Alberta Industrial	0.0	0.0	0.0	0.0	0.0	0.0	0.0	0.0	0.0	0.0	0.0	0.0	0.0
Alberta Residential	0.0	0.0	0.0	0.0	0.0	0.0	0.0	0.0	0.0	0.0	0.0	0.0	0.0
Alberta Elec.Generation	0.0	0.0	0.0	0.0	0.0	0.0	0.0	0.0	0.0	0.0	0.0	0.0	0.0
Shrinkage													
Acid Gas	0.0	0.0	0.0	0.0	0.0	0.0	0.0	0.0	0.0	0.0	0.0	0.0	0.0
Other products	0.0	0.0	0.0	0.0	0.0	0.0	0.0	0.0	0.0	0.0	0.0	0.0	0.0
Fuel	0.0	0.0	0.0	0.0	0.0	0.0	0.0	0.0	0.0	0.0	0.0	0.0	0.0
Flared	0.0	0.0	0.0	0.0	0.0	0.0	0.0	0.0	0.0	0.0	0.0	0.0	0.0
Vented	0.0	0.0	0.0	0.0	0.0	0.0	0.0	0.0	0.0	0.0	0.0	0.0	0.0
Diff and Other	0.0	0.0	0.0	0.0	0.0	0.0	0.0	0.0	0.0	0.0	0.0	0.0	0.0
Process and Frac													
Pentanes Plus	0.0	0.0	0.0	0.0	0.0	0.0	0.0	0.0	0.0	0.0	0.0	0.0	0.0
Propane	0.0	0.0	0.0	0.0	0.0	0.0	0.0	0.0	0.0	0.0	0.0	0.0	0.0
Butanes	0.0	0.0	0.0	0.0	0.0	0.0	0.0	0.0	0.0	0.0	0.0	0.0	0.0
Ethane	0.0	0.0	0.0	0.0	0.0	0.0	0.0	0.0	0.0	0.0	0.0	0.0	0.0
NGL MIX	0.0	0.0	0.0	0.0	0.0	0.0	0.0	0.0	0.0	0.0	0.0	0.0	0.0
Sulphur	0.0	0.0	0.0	0.0	0.0	0.0	0.0	0.0	0.0	0.0	0.0	0.0	0.0
Sulphur Closing Inv	0.0	0.0	0.0	0.0	0.0	0.0	0.0	0.0	0.0	0.0	0.0	0.0	0.0

Unit of Measurement: Gas and Gas equivalent products: 1000m3, Liquids: m3, Sulphur: MTS

VPR6200

Facility ID ABGP0001730

Facility Name CARVEL 15-28 GAS PLANT

Facility Licence # 12294

Facility Operator A637

Production Month	202001	202002	202003	202004	202005	202006	202007	202008	202009	202010	202011	202012	Totals
	SHUTIN	SHUTIN	SHUTIN	SHUTIN	SHUTIN								
Receipts													
Receipts from Alberta Facilities	0.0	0.0	0.0	0.0	0.0	0.0	0.0	0.0	0.0	0.0	0.0	0.0	0.0
Receipts from Non-Alberta Facilities	0.0	0.0	0.0	0.0	0.0	0.0	0.0	0.0	0.0	0.0	0.0	0.0	0.0
Dispositions													
Disposition													
Battery	0.0	0.0	0.0	0.0	0.0	0.0	0.0	0.0	0.0	0.0	0.0	0.0	0.0
Gas Gathering System	0.0	0.0	0.0	0.0	0.0	0.0	0.0	0.0	0.0	0.0	0.0	0.0	0.0
Gas Plant	0.0	0.0	0.0	0.0	0.0	0.0	0.0	0.0	0.0	0.0	0.0	0.0	0.0
Injection Facility	0.0	0.0	0.0	0.0	0.0	0.0	0.0	0.0	0.0	0.0	0.0	0.0	0.0
Meter Station	0.0	0.0	0.0	0.0	0.0	0.0	0.0	0.0	0.0	0.0	0.0	0.0	0.0
Other	0.0	0.0	0.0	0.0	0.0	0.0	0.0	0.0	0.0	0.0	0.0	0.0	0.0
Alberta Commercial	0.0	0.0	0.0	0.0	0.0	0.0	0.0	0.0	0.0	0.0	0.0	0.0	0.0
Alberta Industrial	0.0	0.0	0.0	0.0	0.0	0.0	0.0	0.0	0.0	0.0	0.0	0.0	0.0
Alberta Residential	0.0	0.0	0.0	0.0	0.0	0.0	0.0	0.0	0.0	0.0	0.0	0.0	0.0
Alberta Elec.Generation	0.0	0.0	0.0	0.0	0.0	0.0	0.0	0.0	0.0	0.0	0.0	0.0	0.0
Shrinkage													
Acid Gas	0.0	0.0	0.0	0.0	0.0	0.0	0.0	0.0	0.0	0.0	0.0	0.0	0.0
Other products	0.0	0.0	0.0	0.0	0.0	0.0	0.0	0.0	0.0	0.0	0.0	0.0	0.0
Fuel	0.0	0.0	0.0	0.0	0.0	0.0	0.0	0.0	0.0	0.0	0.0	0.0	0.0
Flared	0.0	0.0	0.0	0.0	0.0	0.0	0.0	0.0	0.0	0.0	0.0	0.0	0.0
Vented	0.0	0.0	0.0	0.0	0.0	0.0	0.0	0.0	0.0	0.0	0.0	0.0	0.0
Diff and Other	0.0	0.0	0.0	0.0	0.0	0.0	0.0	0.0	0.0	0.0	0.0	0.0	0.0
Process and Frac													
Pentanes Plus	0.0	0.0	0.0	0.0	0.0	0.0	0.0	0.0	0.0	0.0	0.0	0.0	0.0
Propane	0.0	0.0	0.0	0.0	0.0	0.0	0.0	0.0	0.0	0.0	0.0	0.0	0.0
Butanes	0.0	0.0	0.0	0.0	0.0	0.0	0.0	0.0	0.0	0.0	0.0	0.0	0.0
Ethane	0.0	0.0	0.0	0.0	0.0	0.0	0.0	0.0	0.0	0.0	0.0	0.0	0.0
NGL MIX	0.0	0.0	0.0	0.0	0.0	0.0	0.0	0.0	0.0	0.0	0.0	0.0	0.0
Sulphur	0.0	0.0	0.0	0.0	0.0	0.0	0.0	0.0	0.0	0.0	0.0	0.0	0.0
Sulphur Closing Inv	0.0	0.0	0.0	0.0	0.0	0.0	0.0	0.0	0.0	0.0	0.0	0.0	0.0

Unit of Measurement: Gas and Gas equivalent products: 1000m3, Liquids: m3, Sulphur: MTS

VPR6200

Facility ID ABGP0001731

Facility Name BEARSPAW EAST DRUMHELLER 4-30

Facility Licence # 3955

Facility Operator ONL1 BEARSPAW

Production Month	202001	202002	202003	202004	202005	202006	202007	202008	202009	202010	202011	202012	Totals
Receipts													
Receipts from Alberta Facilities	3,012.3	2,400.3	2,864.8	2,640.6	2,673.0	0.0	0.0	0.0	0.0	0.0	0.0	0.0	13,591.0
Receipts from Non-Alberta Facilities	0.0	0.0	0.0	0.0	0.0	0.0	0.0	0.0	0.0	0.0	0.0	0.0	0.0
Dispositions													
Disposition													
Battery	15.2	15.6	14.6	13.9	59.7	0.0	0.0	0.0	0.0	0.0	0.0	0.0	119.0
Gas Gathering System	0.0	0.0	0.0	0.0	0.0	0.0	0.0	0.0	0.0	0.0	0.0	0.0	0.0
Gas Plant	0.0	0.0	0.0	0.0	0.0	0.0	0.0	0.0	0.0	0.0	0.0	0.0	0.0
Injection Facility	0.0	0.0	0.0	0.0	0.0	0.0	0.0	0.0	0.0	0.0	0.0	0.0	0.0
Meter Station	2,711.0	2,235.2	2,575.2	2,301.7	2,358.2	0.0	0.0	0.0	0.0	0.0	0.0	0.0	12,181.3
Other	0.0	0.0	0.0	0.0	0.0	0.0	0.0	0.0	0.0	0.0	0.0	0.0	0.0
Alberta Commercial	0.0	0.0	0.0	0.0	0.0	0.0	0.0	0.0	0.0	0.0	0.0	0.0	0.0
Alberta Industrial	0.0	0.0	0.0	0.0	0.0	0.0	0.0	0.0	0.0	0.0	0.0	0.0	0.0
Alberta Residential	0.0	0.0	0.0	0.0	0.0	0.0	0.0	0.0	0.0	0.0	0.0	0.0	0.0
Alberta Elec.Generation	0.0	0.0	0.0	0.0	0.0	0.0	0.0	0.0	0.0	0.0	0.0	0.0	0.0
Shrinkage													
Acid Gas	0.0	0.0	0.0	0.0	0.0	0.0	0.0	0.0	0.0	0.0	0.0	0.0	0.0
Other products	10.8	10.6	16.3	12.3	21.5	0.0	0.0	0.0	0.0	0.0	0.0	0.0	71.5
Fuel	118.4	64.8	105.4	97.1	111.8	0.0	0.0	0.0	0.0	0.0	0.0	0.0	497.5
Flared	6.5	7.1	11.2	7.9	15.9	0.0	0.0	0.0	0.0	0.0	0.0	0.0	48.6
Vented	0.0	0.0	0.0	0.0	0.0	0.0	0.0	0.0	0.0	0.0	0.0	0.0	0.0
Diff and Other	150.4	67.0	142.1	207.7	105.9	0.0	0.0	0.0	0.0	0.0	0.0	0.0	673.1
Process and Frac													
Pentanes Plus	0.0	0.0	0.0	0.0	0.0	0.0	0.0	0.0	0.0	0.0	0.0	0.0	0.0
Propane	0.0	0.0	0.0	0.0	0.0	0.0	0.0	0.0	0.0	0.0	0.0	0.0	0.0
Butanes	0.0	0.0	0.0	0.0	0.0	0.0	0.0	0.0	0.0	0.0	0.0	0.0	0.0
Ethane	0.0	0.0	0.0	0.0	0.0	0.0	0.0	0.0	0.0	0.0	0.0	0.0	0.0
NGL MIX	52.4	51.2	79.1	59.4	104.2	0.0	0.0	0.0	0.0	0.0	0.0	0.0	346.3
Sulphur	0.0	0.0	0.0	0.0	0.0	0.0	0.0	0.0	0.0	0.0	0.0	0.0	0.0
Sulphur Closing Inv	0.0	0.0	0.0	0.0	0.0	0.0	0.0	0.0	0.0	0.0	0.0	0.0	0.0

Unit of Measurement: Gas and Gas equivalent products: 1000m3, Liquids: m3, Sulphur: MTS

VPR6200

Facility ID ABGP0001732
Facility Licence # 8737

Facility Name BONAVIDA TEES
Facility Operator A1H9 EMBER

Production Month	202001	202002	202003	202004	202005	202006	202007	202008	202009	202010	202011	202012	Totals
Receipts													
Receipts from Alberta Facilities	3,449.5	3,440.4	3,521.2	3,406.9	3,447.0	0.0	0.0	0.0	0.0	0.0	0.0	0.0	17,265.0
Receipts from Non-Alberta Facilities	0.0	0.0	0.0	0.0	0.0	0.0	0.0	0.0	0.0	0.0	0.0	0.0	0.0
Dispositions													
Disposition													
Battery	0.0	0.0	0.0	0.0	0.0	0.0	0.0	0.0	0.0	0.0	0.0	0.0	0.0
Gas Gathering System	0.0	0.0	0.0	0.0	0.0	0.0	0.0	0.0	0.0	0.0	0.0	0.0	0.0
Gas Plant	0.0	0.0	0.0	0.0	0.0	0.0	0.0	0.0	0.0	0.0	0.0	0.0	0.0
Injection Facility	0.0	0.0	0.0	0.0	0.0	0.0	0.0	0.0	0.0	0.0	0.0	0.0	0.0
Meter Station	3,034.7	3,113.1	3,311.3	3,232.5	3,230.1	0.0	0.0	0.0	0.0	0.0	0.0	0.0	15,921.7
Other	0.0	0.0	0.0	0.0	0.0	0.0	0.0	0.0	0.0	0.0	0.0	0.0	0.0
Alberta Commercial	0.0	0.0	0.0	0.0	0.0	0.0	0.0	0.0	0.0	0.0	0.0	0.0	0.0
Alberta Industrial	0.0	0.0	0.0	0.0	0.0	0.0	0.0	0.0	0.0	0.0	0.0	0.0	0.0
Alberta Residential	0.0	0.0	0.0	0.0	0.0	0.0	0.0	0.0	0.0	0.0	0.0	0.0	0.0
Alberta Elec.Generation	0.0	0.0	0.0	0.0	0.0	0.0	0.0	0.0	0.0	0.0	0.0	0.0	0.0
Shrinkage													
Acid Gas	0.0	0.0	0.0	0.0	0.0	0.0	0.0	0.0	0.0	0.0	0.0	0.0	0.0
Other products	0.0	0.0	0.0	0.0	0.0	0.0	0.0	0.0	0.0	0.0	0.0	0.0	0.0
Fuel	233.9	239.4	253.8	247.4	245.8	0.0	0.0	0.0	0.0	0.0	0.0	0.0	1,220.3
Flared	0.0	0.0	0.0	0.0	0.0	0.0	0.0	0.0	0.0	0.0	0.0	0.0	0.0
Vented	2.3	1.4	0.5	0.4	1.3	0.0	0.0	0.0	0.0	0.0	0.0	0.0	5.9
Diff and Other	178.6	86.5	-44.4	-73.4	-30.2	0.0	0.0	0.0	0.0	0.0	0.0	0.0	117.1
Process and Frac													
Pentanes Plus	0.0	0.0	0.0	0.0	0.0	0.0	0.0	0.0	0.0	0.0	0.0	0.0	0.0
Propane	0.0	0.0	0.0	0.0	0.0	0.0	0.0	0.0	0.0	0.0	0.0	0.0	0.0
Butanes	0.0	0.0	0.0	0.0	0.0	0.0	0.0	0.0	0.0	0.0	0.0	0.0	0.0
Ethane	0.0	0.0	0.0	0.0	0.0	0.0	0.0	0.0	0.0	0.0	0.0	0.0	0.0
NGL MIX	0.0	0.0	0.0	0.0	0.0	0.0	0.0	0.0	0.0	0.0	0.0	0.0	0.0
Sulphur	0.0	0.0	0.0	0.0	0.0	0.0	0.0	0.0	0.0	0.0	0.0	0.0	0.0
Sulphur Closing Inv	0.0	0.0	0.0	0.0	0.0	0.0	0.0	0.0	0.0	0.0	0.0	0.0	0.0

Unit of Measurement: Gas and Gas equivalent products: 1000m3, Liquids: m3, Sulphur: MTS

VPR6200

Facility ID ABGP0001737

Facility Name APACHE NEVIS 6-24

Facility Licence # 7216

Facility Operator A1H9 EMBER

Production Month	202001	202002	202003	202004	202005	202006	202007	202008	202009	202010	202011	202012	Totals
Receipts													
Receipts from Alberta Facilities	7,535.1	7,955.1	8,726.2	8,127.9	8,565.4	0.0	0.0	0.0	0.0	0.0	0.0	0.0	40,909.7
Receipts from Non-Alberta Facilities	0.0	0.0	0.0	0.0	0.0	0.0	0.0	0.0	0.0	0.0	0.0	0.0	0.0
Dispositions													
Disposition													
Battery	0.0	0.0	0.0	0.0	0.0	0.0	0.0	0.0	0.0	0.0	0.0	0.0	0.0
Gas Gathering System	0.0	0.0	0.0	0.0	0.0	0.0	0.0	0.0	0.0	0.0	0.0	0.0	0.0
Gas Plant	0.0	0.0	0.0	0.0	0.0	0.0	0.0	0.0	0.0	0.0	0.0	0.0	0.0
Injection Facility	0.0	0.0	0.0	0.0	0.0	0.0	0.0	0.0	0.0	0.0	0.0	0.0	0.0
Meter Station	6,905.4	7,334.2	7,919.9	7,515.9	7,757.1	0.0	0.0	0.0	0.0	0.0	0.0	0.0	37,432.5
Other	0.0	0.0	0.0	0.0	0.0	0.0	0.0	0.0	0.0	0.0	0.0	0.0	0.0
Alberta Commercial	0.0	0.0	0.0	0.0	0.0	0.0	0.0	0.0	0.0	0.0	0.0	0.0	0.0
Alberta Industrial	0.0	0.0	0.0	0.0	0.0	0.0	0.0	0.0	0.0	0.0	0.0	0.0	0.0
Alberta Residential	0.0	0.0	0.0	0.0	0.0	0.0	0.0	0.0	0.0	0.0	0.0	0.0	0.0
Alberta Elec.Generation	0.0	0.0	0.0	0.0	0.0	0.0	0.0	0.0	0.0	0.0	0.0	0.0	0.0
Shrinkage													
Acid Gas	0.0	0.0	0.0	0.0	0.0	0.0	0.0	0.0	0.0	0.0	0.0	0.0	0.0
Other products	0.0	0.0	0.0	0.0	0.0	0.0	0.0	0.0	0.0	0.0	0.0	0.0	0.0
Fuel	375.5	374.1	386.0	373.7	388.4	0.0	0.0	0.0	0.0	0.0	0.0	0.0	1,897.7
Flared	0.0	0.0	0.0	0.0	0.0	0.0	0.0	0.0	0.0	0.0	0.0	0.0	0.0
Vented	0.0	0.1	0.7	0.1	0.0	0.0	0.0	0.0	0.0	0.0	0.0	0.0	0.9
Diff and Other	254.2	246.7	419.6	238.2	419.9	0.0	0.0	0.0	0.0	0.0	0.0	0.0	1,578.6
Process and Frac													
Pentanes Plus	0.0	0.0	0.0	0.0	0.0	0.0	0.0	0.0	0.0	0.0	0.0	0.0	0.0
Propane	0.0	0.0	0.0	0.0	0.0	0.0	0.0	0.0	0.0	0.0	0.0	0.0	0.0
Butanes	0.0	0.0	0.0	0.0	0.0	0.0	0.0	0.0	0.0	0.0	0.0	0.0	0.0
Ethane	0.0	0.0	0.0	0.0	0.0	0.0	0.0	0.0	0.0	0.0	0.0	0.0	0.0
NGL MIX	0.0	0.0	0.0	0.0	0.0	0.0	0.0	0.0	0.0	0.0	0.0	0.0	0.0
Sulphur	0.0	0.0	0.0	0.0	0.0	0.0	0.0	0.0	0.0	0.0	0.0	0.0	0.0
Sulphur Closing Inv	0.0	0.0	0.0	0.0	0.0	0.0	0.0	0.0	0.0	0.0	0.0	0.0	0.0

Unit of Measurement: Gas and Gas equivalent products: 1000m3, Liquids: m3, Sulphur: MTS

VPR6200

Facility ID ABGP0001739
Facility Licence # 2750

Facility Name PCR BANTRY NORTH 1-8
Facility Operator A7NW TXNE

Production Month	202001	202002	202003	202004	202005	202006	202007	202008	202009	202010	202011	202012	Totals
Receipts													
Receipts from Alberta Facilities	5,123.2	4,599.9	5,173.1	4,754.8	4,641.3	0.0	0.0	0.0	0.0	0.0	0.0	0.0	24,292.3
Receipts from Non-Alberta Facilities	0.0	0.0	0.0	0.0	0.0	0.0	0.0	0.0	0.0	0.0	0.0	0.0	0.0
Dispositions													
Disposition													
Battery	0.0	0.0	0.0	0.0	0.0	0.0	0.0	0.0	0.0	0.0	0.0	0.0	0.0
Gas Gathering System	4,847.2	4,339.4	4,910.2	4,469.7	4,359.2	0.0	0.0	0.0	0.0	0.0	0.0	0.0	22,925.7
Gas Plant	0.0	0.0	0.0	0.0	0.0	0.0	0.0	0.0	0.0	0.0	0.0	0.0	0.0
Injection Facility	0.0	0.0	0.0	0.0	0.0	0.0	0.0	0.0	0.0	0.0	0.0	0.0	0.0
Meter Station	0.0	0.0	0.0	0.0	0.0	0.0	0.0	0.0	0.0	0.0	0.0	0.0	0.0
Other	0.0	0.0	0.0	0.0	0.0	0.0	0.0	0.0	0.0	0.0	0.0	0.0	0.0
Alberta Commercial	0.0	0.0	0.0	0.0	0.0	0.0	0.0	0.0	0.0	0.0	0.0	0.0	0.0
Alberta Industrial	0.0	0.0	0.0	0.0	0.0	0.0	0.0	0.0	0.0	0.0	0.0	0.0	0.0
Alberta Residential	0.0	0.0	0.0	0.0	0.0	0.0	0.0	0.0	0.0	0.0	0.0	0.0	0.0
Alberta Elec.Generation	0.0	0.0	0.0	0.0	0.0	0.0	0.0	0.0	0.0	0.0	0.0	0.0	0.0
Shrinkage													
Acid Gas	0.0	0.0	0.0	0.0	0.0	0.0	0.0	0.0	0.0	0.0	0.0	0.0	0.0
Other products	63.3	46.7	44.6	30.4	24.6	0.0	0.0	0.0	0.0	0.0	0.0	0.0	209.6
Fuel	198.0	180.9	195.6	180.7	174.9	0.0	0.0	0.0	0.0	0.0	0.0	0.0	930.1
Flared	0.0	0.0	0.0	0.1	0.0	0.0	0.0	0.0	0.0	0.0	0.0	0.0	0.1
Vented	2.5	2.4	12.0	11.7	10.1	0.0	0.0	0.0	0.0	0.0	0.0	0.0	38.7
Diff and Other	12.2	30.5	10.7	62.2	72.5	0.0	0.0	0.0	0.0	0.0	0.0	0.0	188.1
Process and Frac													
Pentanes Plus	0.5	0.0	0.0	1.6	0.0	0.0	0.0	0.0	0.0	0.0	0.0	0.0	2.1
Propane	0.0	0.0	0.0	0.0	0.0	0.0	0.0	0.0	0.0	0.0	0.0	0.0	0.0
Butanes	0.0	0.0	0.0	0.0	0.0	0.0	0.0	0.0	0.0	0.0	0.0	0.0	0.0
Ethane	0.0	0.0	0.0	0.0	0.0	0.0	0.0	0.0	0.0	0.0	0.0	0.0	0.0
NGL MIX	275.0	204.7	196.6	133.5	109.7	0.0	0.0	0.0	0.0	0.0	0.0	0.0	919.5
Sulphur	0.0	0.0	0.0	0.0	0.0	0.0	0.0	0.0	0.0	0.0	0.0	0.0	0.0
Sulphur Closing Inv	0.0	0.0	0.0	0.0	0.0	0.0	0.0	0.0	0.0	0.0	0.0	0.0	0.0

Unit of Measurement: Gas and Gas equivalent products: 1000m3, Liquids: m3, Sulphur: MTS

VPR6200

Facility ID ABGP0001740

Facility Name MUSREAU 4-25-62-6W6

Facility Licence # 13910

Facility Operator A5A3 PEMBINA GASSER

Production Month	202001	202002	202003	202004	202005	202006	202007	202008	202009	202010	202011	202012	Totals
Receipts													
Receipts from Alberta Facilities	127,699.0	130,993.0	138,759.1	128,591.6	130,397.8	0.0	0.0	0.0	0.0	0.0	0.0	0.0	656,440.5
Receipts from Non-Alberta Facilities	0.0	0.0	0.0	0.0	0.0	0.0	0.0	0.0	0.0	0.0	0.0	0.0	0.0
Dispositions													
Disposition													
Battery	0.0	0.0	0.0	0.0	0.0	0.0	0.0	0.0	0.0	0.0	0.0	0.0	0.0
Gas Gathering System	510.7	434.8	427.0	289.2	275.3	0.0	0.0	0.0	0.0	0.0	0.0	0.0	1,937.0
Gas Plant	120,678.7	122,472.5	125,295.2	123,497.4	126,368.6	0.0	0.0	0.0	0.0	0.0	0.0	0.0	618,312.4
Injection Facility	0.0	0.0	0.0	0.0	0.0	0.0	0.0	0.0	0.0	0.0	0.0	0.0	0.0
Meter Station	4,087.2	4,498.4	9,282.6	1,294.2	1,112.0	0.0	0.0	0.0	0.0	0.0	0.0	0.0	20,274.4
Other	0.0	0.0	0.0	0.0	0.0	0.0	0.0	0.0	0.0	0.0	0.0	0.0	0.0
Alberta Commercial	0.0	0.0	0.0	0.0	0.0	0.0	0.0	0.0	0.0	0.0	0.0	0.0	0.0
Alberta Industrial	0.0	0.0	0.0	0.0	0.0	0.0	0.0	0.0	0.0	0.0	0.0	0.0	0.0
Alberta Residential	0.0	0.0	0.0	0.0	0.0	0.0	0.0	0.0	0.0	0.0	0.0	0.0	0.0
Alberta Elec.Generation	0.0	0.0	0.0	0.0	0.0	0.0	0.0	0.0	0.0	0.0	0.0	0.0	0.0
Shrinkage													
Acid Gas	0.0	0.0	0.0	0.0	0.0	0.0	0.0	0.0	0.0	0.0	0.0	0.0	0.0
Other products	2,083.7	2,452.8	2,547.8	2,240.7	2,186.7	0.0	0.0	0.0	0.0	0.0	0.0	0.0	11,511.7
Fuel	1,056.9	1,066.0	1,255.7	1,184.4	1,095.9	0.0	0.0	0.0	0.0	0.0	0.0	0.0	5,658.9
Flared	161.5	199.2	207.9	175.2	247.0	0.0	0.0	0.0	0.0	0.0	0.0	0.0	990.8
Vented	3.6	3.4	0.1	0.1	0.1	0.0	0.0	0.0	0.0	0.0	0.0	0.0	7.3
Diff and Other	-883.3	-134.1	-257.2	-89.6	-887.8	0.0	0.0	0.0	0.0	0.0	0.0	0.0	-2,252.0
Process and Frac													
Pentanes Plus	6,133.1	7,680.2	7,628.7	6,659.9	6,375.0	0.0	0.0	0.0	0.0	0.0	0.0	0.0	34,476.9
Propane	0.0	0.0	0.0	0.0	0.0	0.0	0.0	0.0	0.0	0.0	0.0	0.0	0.0
Butanes	0.0	0.0	0.0	0.0	0.0	0.0	0.0	0.0	0.0	0.0	0.0	0.0	0.0
Ethane	0.0	0.0	0.0	0.0	0.0	0.0	0.0	0.0	0.0	0.0	0.0	0.0	0.0
NGL MIX	3,493.7	3,632.1	4,105.8	3,654.1	3,702.0	0.0	0.0	0.0	0.0	0.0	0.0	0.0	18,587.7
Sulphur	0.0	0.0	0.0	0.0	0.0	0.0	0.0	0.0	0.0	0.0	0.0	0.0	0.0
Sulphur Closing Inv	0.0	0.0	0.0	0.0	0.0	0.0	0.0	0.0	0.0	0.0	0.0	0.0	0.0

Unit of Measurement: Gas and Gas equivalent products: 1000m3, Liquids: m3, Sulphur: MTS

VPR6200

Facility ID ABGP0001747
Facility Licence # 4686

Facility Name Pengrowth BRENT 5-11 Gas Plant
Facility Operator A7H2 ABE

Production Month	202001	202002	202003	202004	202005	202006	202007	202008	202009	202010	202011	202012	Totals
Receipts													
Receipts from Alberta Facilities	1,210.4	1,185.1	873.1	918.0	1,172.4	0.0	0.0	0.0	0.0	0.0	0.0	0.0	5,359.0
Receipts from Non-Alberta Facilities	0.0	0.0	0.0	0.0	0.0	0.0	0.0	0.0	0.0	0.0	0.0	0.0	0.0
Dispositions													
Disposition													
Battery	0.0	0.0	0.0	0.0	0.0	0.0	0.0	0.0	0.0	0.0	0.0	0.0	0.0
Gas Gathering System	108.5	0.0	0.0	0.0	0.0	0.0	0.0	0.0	0.0	0.0	0.0	0.0	108.5
Gas Plant	0.0	0.0	0.0	0.0	0.0	0.0	0.0	0.0	0.0	0.0	0.0	0.0	0.0
Injection Facility	0.0	0.0	0.0	0.0	0.0	0.0	0.0	0.0	0.0	0.0	0.0	0.0	0.0
Meter Station	1,067.3	972.2	771.0	824.6	1,137.8	0.0	0.0	0.0	0.0	0.0	0.0	0.0	4,772.9
Other	0.0	0.0	0.0	0.0	0.0	0.0	0.0	0.0	0.0	0.0	0.0	0.0	0.0
Alberta Commercial	0.0	0.0	0.0	0.0	0.0	0.0	0.0	0.0	0.0	0.0	0.0	0.0	0.0
Alberta Industrial	0.0	0.0	0.0	0.0	0.0	0.0	0.0	0.0	0.0	0.0	0.0	0.0	0.0
Alberta Residential	0.0	0.0	0.0	0.0	0.0	0.0	0.0	0.0	0.0	0.0	0.0	0.0	0.0
Alberta Elec.Generation	0.0	0.0	0.0	0.0	0.0	0.0	0.0	0.0	0.0	0.0	0.0	0.0	0.0
Shrinkage													
Acid Gas	0.0	0.0	0.0	0.0	0.0	0.0	0.0	0.0	0.0	0.0	0.0	0.0	0.0
Other products	0.7	0.4	1.0	0.0	0.2	0.0	0.0	0.0	0.0	0.0	0.0	0.0	2.3
Fuel	61.6	181.4	80.4	60.9	51.9	0.0	0.0	0.0	0.0	0.0	0.0	0.0	436.2
Flared	0.0	0.0	0.0	0.0	0.0	0.0	0.0	0.0	0.0	0.0	0.0	0.0	0.0
Vented	0.0	0.0	0.0	0.0	0.0	0.0	0.0	0.0	0.0	0.0	0.0	0.0	0.0
Diff and Other	-27.7	31.1	20.7	32.5	-17.5	0.0	0.0	0.0	0.0	0.0	0.0	0.0	39.1
Process and Frac													
Pentanes Plus	0.0	0.0	0.0	0.0	1.2	0.0	0.0	0.0	0.0	0.0	0.0	0.0	1.2
Propane	0.0	0.0	0.0	0.0	0.0	0.0	0.0	0.0	0.0	0.0	0.0	0.0	0.0
Butanes	0.0	0.0	0.0	0.0	0.0	0.0	0.0	0.0	0.0	0.0	0.0	0.0	0.0
Ethane	0.0	0.0	0.0	0.0	0.0	0.0	0.0	0.0	0.0	0.0	0.0	0.0	0.0
NGL MIX	3.0	2.0	4.6	0.0	0.0	0.0	0.0	0.0	0.0	0.0	0.0	0.0	9.6
Sulphur	0.0	0.0	0.0	0.0	0.0	0.0	0.0	0.0	0.0	0.0	0.0	0.0	0.0
Sulphur Closing Inv	0.0	0.0	0.0	0.0	0.0	0.0	0.0	0.0	0.0	0.0	0.0	0.0	0.0

Unit of Measurement: Gas and Gas equivalent products: 1000m3, Liquids: m3, Sulphur: MTS

VPR6200

Facility ID ABGP0001748
Facility Licence # 14043

Facility Name CROOKED LAKE 6-5-63-22W5
Facility Operator OHE9 CNRL

Production Month	202001	202002	202003	202004	202005	202006	202007	202008	202009	202010	202011	202012	Totals
Receipts													
Receipts from Alberta Facilities	3,464.1	3,678.8	4,395.4	28.6	23.1	0.0	0.0	0.0	0.0	0.0	0.0	0.0	11,590.0
Receipts from Non-Alberta Facilities	0.0	0.0	0.0	0.0	0.0	0.0	0.0	0.0	0.0	0.0	0.0	0.0	0.0
Dispositions													
Disposition													
Battery	0.0	0.0	0.0	0.0	0.0	0.0	0.0	0.0	0.0	0.0	0.0	0.0	0.0
Gas Gathering System	0.0	0.0	0.0	0.0	0.0	0.0	0.0	0.0	0.0	0.0	0.0	0.0	0.0
Gas Plant	0.0	0.0	0.0	0.0	0.0	0.0	0.0	0.0	0.0	0.0	0.0	0.0	0.0
Injection Facility	0.0	0.0	0.0	0.0	0.0	0.0	0.0	0.0	0.0	0.0	0.0	0.0	0.0
Meter Station	3,428.8	3,665.3	4,386.7	0.0	0.0	0.0	0.0	0.0	0.0	0.0	0.0	0.0	11,480.8
Other	0.0	0.0	0.0	0.0	0.0	0.0	0.0	0.0	0.0	0.0	0.0	0.0	0.0
Alberta Commercial	0.0	0.0	0.0	0.0	0.0	0.0	0.0	0.0	0.0	0.0	0.0	0.0	0.0
Alberta Industrial	0.0	0.0	0.0	0.0	0.0	0.0	0.0	0.0	0.0	0.0	0.0	0.0	0.0
Alberta Residential	0.0	0.0	0.0	0.0	0.0	0.0	0.0	0.0	0.0	0.0	0.0	0.0	0.0
Alberta Elec.Generation	0.0	0.0	0.0	0.0	0.0	0.0	0.0	0.0	0.0	0.0	0.0	0.0	0.0
Shrinkage													
Acid Gas	0.0	0.0	0.0	0.0	0.0	0.0	0.0	0.0	0.0	0.0	0.0	0.0	0.0
Other products	60.6	63.9	68.2	7.1	0.0	0.0	0.0	0.0	0.0	0.0	0.0	0.0	199.8
Fuel	59.1	62.4	68.2	23.5	23.1	0.0	0.0	0.0	0.0	0.0	0.0	0.0	236.3
Flared	0.0	0.0	0.0	0.0	0.0	0.0	0.0	0.0	0.0	0.0	0.0	0.0	0.0
Vented	0.2	0.2	1.0	0.0	0.0	0.0	0.0	0.0	0.0	0.0	0.0	0.0	1.4
Diff and Other	-84.6	-113.0	-128.7	-2.0	0.0	0.0	0.0	0.0	0.0	0.0	0.0	0.0	-328.3
Process and Frac													
Pentanes Plus	293.3	309.0	330.0	34.4	0.0	0.0	0.0	0.0	0.0	0.0	0.0	0.0	966.7
Propane	0.0	0.0	0.0	0.0	0.0	0.0	0.0	0.0	0.0	0.0	0.0	0.0	0.0
Butanes	0.0	0.0	0.0	0.0	0.0	0.0	0.0	0.0	0.0	0.0	0.0	0.0	0.0
Ethane	0.0	0.0	0.0	0.0	0.0	0.0	0.0	0.0	0.0	0.0	0.0	0.0	0.0
NGL MIX	0.0	0.0	0.0	0.0	0.0	0.0	0.0	0.0	0.0	0.0	0.0	0.0	0.0
Sulphur	0.0	0.0	0.0	0.0	0.0	0.0	0.0	0.0	0.0	0.0	0.0	0.0	0.0
Sulphur Closing Inv	0.0	0.0	0.0	0.0	0.0	0.0	0.0	0.0	0.0	0.0	0.0	0.0	0.0

Unit of Measurement: Gas and Gas equivalent products: 1000m3, Liquids: m3, Sulphur: MTS

VPR6200

Facility ID ABGP0001751
Facility Licence # 7443

Facility Name Deanne 03-06-039-11W5
Facility Operator A74Y TIDEWATER

Production Month	202001	202002	202003	202004	202005	202006	202007	202008	202009	202010	202011	202012	Totals
Receipts													
Receipts from Alberta Facilities	1,674.3	1,575.7	1,602.8	1,559.6	1,553.8	0.0	0.0	0.0	0.0	0.0	0.0	0.0	7,966.2
Receipts from Non-Alberta Facilities	0.0	0.0	0.0	0.0	0.0	0.0	0.0	0.0	0.0	0.0	0.0	0.0	0.0
Dispositions													
Disposition													
Battery	1,034.1	922.2	1,082.5	972.3	977.8	0.0	0.0	0.0	0.0	0.0	0.0	0.0	4,988.9
Gas Gathering System	608.9	624.8	597.5	591.7	592.1	0.0	0.0	0.0	0.0	0.0	0.0	0.0	3,015.0
Gas Plant	0.0	0.0	0.0	0.0	0.0	0.0	0.0	0.0	0.0	0.0	0.0	0.0	0.0
Injection Facility	0.0	0.0	0.0	0.0	0.0	0.0	0.0	0.0	0.0	0.0	0.0	0.0	0.0
Meter Station	0.0	0.0	0.0	0.0	0.0	0.0	0.0	0.0	0.0	0.0	0.0	0.0	0.0
Other	0.0	0.0	0.0	0.0	0.0	0.0	0.0	0.0	0.0	0.0	0.0	0.0	0.0
Alberta Commercial	0.0	0.0	0.0	0.0	0.0	0.0	0.0	0.0	0.0	0.0	0.0	0.0	0.0
Alberta Industrial	0.0	0.0	0.0	0.0	0.0	0.0	0.0	0.0	0.0	0.0	0.0	0.0	0.0
Alberta Residential	0.0	0.0	0.0	0.0	0.0	0.0	0.0	0.0	0.0	0.0	0.0	0.0	0.0
Alberta Elec.Generation	0.0	0.0	0.0	0.0	0.0	0.0	0.0	0.0	0.0	0.0	0.0	0.0	0.0
Shrinkage													
Acid Gas	0.0	0.0	0.0	0.0	0.0	0.0	0.0	0.0	0.0	0.0	0.0	0.0	0.0
Other products	19.7	16.6	23.2	18.8	17.1	0.0	0.0	0.0	0.0	0.0	0.0	0.0	95.4
Fuel	107.1	102.1	108.3	103.8	103.1	0.0	0.0	0.0	0.0	0.0	0.0	0.0	524.4
Flared	5.7	4.8	4.3	3.7	10.7	0.0	0.0	0.0	0.0	0.0	0.0	0.0	29.2
Vented	0.0	0.0	0.0	0.1	0.1	0.0	0.0	0.0	0.0	0.0	0.0	0.0	0.2
Diff and Other	-101.2	-94.8	-213.0	-130.8	-147.1	0.0	0.0	0.0	0.0	0.0	0.0	0.0	-686.9
Process and Frac													
Pentanes Plus	0.0	0.0	0.0	0.0	14.4	0.0	0.0	0.0	0.0	0.0	0.0	0.0	14.4
Propane	0.0	0.0	0.0	0.0	0.0	0.0	0.0	0.0	0.0	0.0	0.0	0.0	0.0
Butanes	0.0	0.0	0.0	0.0	0.0	0.0	0.0	0.0	0.0	0.0	0.0	0.0	0.0
Ethane	0.0	0.0	0.0	0.0	0.0	0.0	0.0	0.0	0.0	0.0	0.0	0.0	0.0
NGL MIX	92.1	77.4	109.9	88.4	66.0	0.0	0.0	0.0	0.0	0.0	0.0	0.0	433.8
Sulphur	0.0	0.0	0.0	0.0	0.0	0.0	0.0	0.0	0.0	0.0	0.0	0.0	0.0
Sulphur Closing Inv	0.0	0.0	0.0	0.0	0.0	0.0	0.0	0.0	0.0	0.0	0.0	0.0	0.0

Unit of Measurement: Gas and Gas equivalent products: 1000m3, Liquids: m3, Sulphur: MTS

VPR6200

Facility ID ABGP0001758
Facility Licence # 17302

Facility Name WORSLEY GAS PLANT 8-21
Facility Operator A73W ENERCAPITA

Production Month	202001	202002	202003	202004	202005	202006	202007	202008	202009	202010	202011	202012	Totals
Receipts													
Receipts from Alberta Facilities	5,150.6	5,010.2	5,376.4	3,429.1	4,261.7	0.0	0.0	0.0	0.0	0.0	0.0	0.0	23,228.0
Receipts from Non-Alberta Facilities	0.0	0.0	0.0	0.0	0.0	0.0	0.0	0.0	0.0	0.0	0.0	0.0	0.0
Dispositions													
Disposition													
Battery	485.6	444.8	473.8	473.8	364.0	0.0	0.0	0.0	0.0	0.0	0.0	0.0	2,242.0
Gas Gathering System	0.0	0.0	0.0	0.0	0.0	0.0	0.0	0.0	0.0	0.0	0.0	0.0	0.0
Gas Plant	0.0	0.0	0.0	0.0	0.0	0.0	0.0	0.0	0.0	0.0	0.0	0.0	0.0
Injection Facility	0.0	0.0	0.0	0.0	0.0	0.0	0.0	0.0	0.0	0.0	0.0	0.0	0.0
Meter Station	3,978.8	3,757.8	4,111.2	2,570.3	3,269.6	0.0	0.0	0.0	0.0	0.0	0.0	0.0	17,687.7
Other	0.0	0.0	0.0	0.0	0.0	0.0	0.0	0.0	0.0	0.0	0.0	0.0	0.0
Alberta Commercial	0.0	0.0	0.0	0.0	0.0	0.0	0.0	0.0	0.0	0.0	0.0	0.0	0.0
Alberta Industrial	0.0	0.0	0.0	0.0	0.0	0.0	0.0	0.0	0.0	0.0	0.0	0.0	0.0
Alberta Residential	0.0	0.0	0.0	0.0	0.0	0.0	0.0	0.0	0.0	0.0	0.0	0.0	0.0
Alberta Elec.Generation	0.0	0.0	0.0	0.0	0.0	0.0	0.0	0.0	0.0	0.0	0.0	0.0	0.0
Shrinkage													
Acid Gas	68.1	63.5	73.6	54.1	55.6	0.0	0.0	0.0	0.0	0.0	0.0	0.0	314.9
Other products	62.7	79.0	65.5	52.0	52.2	0.0	0.0	0.0	0.0	0.0	0.0	0.0	311.4
Fuel	531.4	494.4	528.2	387.1	435.5	0.0	0.0	0.0	0.0	0.0	0.0	0.0	2,376.6
Flared	0.0	0.0	0.0	0.0	0.0	0.0	0.0	0.0	0.0	0.0	0.0	0.0	0.0
Vented	0.0	0.0	0.0	0.0	0.0	0.0	0.0	0.0	0.0	0.0	0.0	0.0	0.0
Diff and Other	24.0	170.7	124.1	-108.2	84.8	0.0	0.0	0.0	0.0	0.0	0.0	0.0	295.4
Process and Frac													
Pentanes Plus	0.0	0.0	0.0	0.0	0.0	0.0	0.0	0.0	0.0	0.0	0.0	0.0	0.0
Propane	0.0	0.0	0.0	0.0	0.0	0.0	0.0	0.0	0.0	0.0	0.0	0.0	0.0
Butanes	0.0	0.0	0.0	0.0	0.0	0.0	0.0	0.0	0.0	0.0	0.0	0.0	0.0
Ethane	0.0	0.0	0.0	0.0	0.0	0.0	0.0	0.0	0.0	0.0	0.0	0.0	0.0
NGL MIX	282.0	349.1	289.6	229.9	230.6	0.0	0.0	0.0	0.0	0.0	0.0	0.0	1,381.2
Sulphur	0.0	0.0	0.0	0.0	0.0	0.0	0.0	0.0	0.0	0.0	0.0	0.0	0.0
Sulphur Closing Inv	0.0	0.0	0.0	0.0	0.0	0.0	0.0	0.0	0.0	0.0	0.0	0.0	0.0

Unit of Measurement: Gas and Gas equivalent products: 1000m3, Liquids: m3, Sulphur: MTS

VPR6200

Facility ID ABGP0001759

Facility Name ANSELL 7-27-51-19W5

Facility Licence # 11995

Facility Operator OHE9 CNRL

Production Month	202001	202002	202003	202004	202005	202006	202007	202008	202009	202010	202011	202012	Totals
Receipts													
Receipts from Alberta Facilities	5,459.2	5,149.9	10,043.6	11,271.0	10,994.0	0.0	0.0	0.0	0.0	0.0	0.0	0.0	42,917.7
Receipts from Non-Alberta Facilities	0.0	0.0	0.0	0.0	0.0	0.0	0.0	0.0	0.0	0.0	0.0	0.0	0.0
Dispositions													
Disposition													
Battery	0.0	0.0	0.0	0.0	0.0	0.0	0.0	0.0	0.0	0.0	0.0	0.0	0.0
Gas Gathering System	0.0	0.0	0.0	0.0	0.0	0.0	0.0	0.0	0.0	0.0	0.0	0.0	0.0
Gas Plant	5,029.3	4,671.4	4,917.7	7,263.4	3,083.1	0.0	0.0	0.0	0.0	0.0	0.0	0.0	24,964.9
Injection Facility	0.0	0.0	0.0	0.0	0.0	0.0	0.0	0.0	0.0	0.0	0.0	0.0	0.0
Meter Station	108.4	121.6	4,402.9	3,279.8	7,215.0	0.0	0.0	0.0	0.0	0.0	0.0	0.0	15,127.7
Other	0.0	0.0	0.0	0.0	0.0	0.0	0.0	0.0	0.0	0.0	0.0	0.0	0.0
Alberta Commercial	0.0	0.0	0.0	0.0	0.0	0.0	0.0	0.0	0.0	0.0	0.0	0.0	0.0
Alberta Industrial	0.0	0.0	0.0	0.0	0.0	0.0	0.0	0.0	0.0	0.0	0.0	0.0	0.0
Alberta Residential	0.0	0.0	0.0	0.0	0.0	0.0	0.0	0.0	0.0	0.0	0.0	0.0	0.0
Alberta Elec.Generation	0.0	0.0	0.0	0.0	0.0	0.0	0.0	0.0	0.0	0.0	0.0	0.0	0.0
Shrinkage													
Acid Gas	0.0	0.0	0.0	0.0	0.0	0.0	0.0	0.0	0.0	0.0	0.0	0.0	0.0
Other products	231.1	199.1	372.9	402.2	375.7	0.0	0.0	0.0	0.0	0.0	0.0	0.0	1,581.0
Fuel	39.6	34.6	39.2	34.4	39.6	0.0	0.0	0.0	0.0	0.0	0.0	0.0	187.4
Flared	0.0	0.0	0.0	0.0	0.0	0.0	0.0	0.0	0.0	0.0	0.0	0.0	0.0
Vented	0.0	0.0	0.0	0.0	0.0	0.0	0.0	0.0	0.0	0.0	0.0	0.0	0.0
Diff and Other	50.8	123.2	310.9	291.2	280.6	0.0	0.0	0.0	0.0	0.0	0.0	0.0	1,056.7
Process and Frac													
Pentanes Plus	282.5	233.3	535.5	714.9	640.8	0.0	0.0	0.0	0.0	0.0	0.0	0.0	2,407.0
Propane	0.0	0.0	0.0	0.0	0.0	0.0	0.0	0.0	0.0	0.0	0.0	0.0	0.0
Butanes	0.0	0.0	0.0	0.0	0.0	0.0	0.0	0.0	0.0	0.0	0.0	0.0	0.0
Ethane	0.0	0.0	0.0	0.0	0.0	0.0	0.0	0.0	0.0	0.0	0.0	0.0	0.0
NGL MIX	721.1	629.5	1,076.4	1,047.3	1,021.6	0.0	0.0	0.0	0.0	0.0	0.0	0.0	4,495.9
Sulphur	0.0	0.0	0.0	0.0	0.0	0.0	0.0	0.0	0.0	0.0	0.0	0.0	0.0
Sulphur Closing Inv	0.0	0.0	0.0	0.0	0.0	0.0	0.0	0.0	0.0	0.0	0.0	0.0	0.0

Unit of Measurement: Gas and Gas equivalent products: 1000m3, Liquids: m3, Sulphur: MTS

VPR6200

Facility ID ABGP0001761

Facility Name LOUIS BULL 03-18-045-25W4 GAS PLANT

Facility Licence # 9686

Facility Operator A74Y

Production Month	202001	202002	202003	202004	202005	202006	202007	202008	202009	202010	202011	202012	Totals
	SHUTIN	SHUTIN	SHUTIN	SHUTIN	SHUTIN								
Receipts													
Receipts from Alberta Facilities	0.0	0.0	0.0	0.0	0.0	0.0	0.0	0.0	0.0	0.0	0.0	0.0	0.0
Receipts from Non-Alberta Facilities	0.0	0.0	0.0	0.0	0.0	0.0	0.0	0.0	0.0	0.0	0.0	0.0	0.0
Dispositions													
Disposition													
Battery	0.0	0.0	0.0	0.0	0.0	0.0	0.0	0.0	0.0	0.0	0.0	0.0	0.0
Gas Gathering System	0.0	0.0	0.0	0.0	0.0	0.0	0.0	0.0	0.0	0.0	0.0	0.0	0.0
Gas Plant	0.0	0.0	0.0	0.0	0.0	0.0	0.0	0.0	0.0	0.0	0.0	0.0	0.0
Injection Facility	0.0	0.0	0.0	0.0	0.0	0.0	0.0	0.0	0.0	0.0	0.0	0.0	0.0
Meter Station	0.0	0.0	0.0	0.0	0.0	0.0	0.0	0.0	0.0	0.0	0.0	0.0	0.0
Other	0.0	0.0	0.0	0.0	0.0	0.0	0.0	0.0	0.0	0.0	0.0	0.0	0.0
Alberta Commercial	0.0	0.0	0.0	0.0	0.0	0.0	0.0	0.0	0.0	0.0	0.0	0.0	0.0
Alberta Industrial	0.0	0.0	0.0	0.0	0.0	0.0	0.0	0.0	0.0	0.0	0.0	0.0	0.0
Alberta Residential	0.0	0.0	0.0	0.0	0.0	0.0	0.0	0.0	0.0	0.0	0.0	0.0	0.0
Alberta Elec.Generation	0.0	0.0	0.0	0.0	0.0	0.0	0.0	0.0	0.0	0.0	0.0	0.0	0.0
Shrinkage													
Acid Gas	0.0	0.0	0.0	0.0	0.0	0.0	0.0	0.0	0.0	0.0	0.0	0.0	0.0
Other products	0.0	0.0	0.0	0.0	0.0	0.0	0.0	0.0	0.0	0.0	0.0	0.0	0.0
Fuel	0.0	0.0	0.0	0.0	0.0	0.0	0.0	0.0	0.0	0.0	0.0	0.0	0.0
Flared	0.0	0.0	0.0	0.0	0.0	0.0	0.0	0.0	0.0	0.0	0.0	0.0	0.0
Vented	0.0	0.0	0.0	0.0	0.0	0.0	0.0	0.0	0.0	0.0	0.0	0.0	0.0
Diff and Other	0.0	0.0	0.0	0.0	0.0	0.0	0.0	0.0	0.0	0.0	0.0	0.0	0.0
Process and Frac													
Pentanes Plus	0.0	0.0	0.0	0.0	0.0	0.0	0.0	0.0	0.0	0.0	0.0	0.0	0.0
Propane	0.0	0.0	0.0	0.0	0.0	0.0	0.0	0.0	0.0	0.0	0.0	0.0	0.0
Butanes	0.0	0.0	0.0	0.0	0.0	0.0	0.0	0.0	0.0	0.0	0.0	0.0	0.0
Ethane	0.0	0.0	0.0	0.0	0.0	0.0	0.0	0.0	0.0	0.0	0.0	0.0	0.0
NGL MIX	0.0	0.0	0.0	0.0	0.0	0.0	0.0	0.0	0.0	0.0	0.0	0.0	0.0
Sulphur	0.0	0.0	0.0	0.0	0.0	0.0	0.0	0.0	0.0	0.0	0.0	0.0	0.0
Sulphur Closing Inv	0.0	0.0	0.0	0.0	0.0	0.0	0.0	0.0	0.0	0.0	0.0	0.0	0.0

Unit of Measurement: Gas and Gas equivalent products: 1000m3, Liquids: m3, Sulphur: MTS

VPR6200

Facility ID ABGP0001766
Facility Licence # 12844

Facility Name PEYTO OLDMAN 11-17
Facility Operator OYA2 PEYTO

Production Month	202001	202002	202003	202004	202005	202006	202007	202008	202009	202010	202011	202012	Totals
Receipts													
Receipts from Alberta Facilities	80,200.0	77,737.2	83,565.3	80,218.1	78,805.7	0.0	0.0	0.0	0.0	0.0	0.0	0.0	400,526.3
Receipts from Non-Alberta Facilities	0.0	0.0	0.0	0.0	0.0	0.0	0.0	0.0	0.0	0.0	0.0	0.0	0.0
Dispositions													
Disposition													
Battery	0.0	0.0	0.0	0.0	0.0	0.0	0.0	0.0	0.0	0.0	0.0	0.0	0.0
Gas Gathering System	0.0	0.0	0.0	0.0	0.0	0.0	0.0	0.0	0.0	0.0	0.0	0.0	0.0
Gas Plant	0.0	0.0	0.0	0.0	0.0	0.0	0.0	0.0	0.0	0.0	0.0	0.0	0.0
Injection Facility	0.0	0.0	0.0	0.0	0.0	0.0	0.0	0.0	0.0	0.0	0.0	0.0	0.0
Meter Station	75,666.1	73,444.4	79,488.3	76,767.5	74,793.2	0.0	0.0	0.0	0.0	0.0	0.0	0.0	380,159.5
Other	0.0	0.0	0.0	0.0	0.0	0.0	0.0	0.0	0.0	0.0	0.0	0.0	0.0
Alberta Commercial	0.0	0.0	0.0	0.0	0.0	0.0	0.0	0.0	0.0	0.0	0.0	0.0	0.0
Alberta Industrial	0.0	0.0	0.0	0.0	0.0	0.0	0.0	0.0	0.0	0.0	0.0	0.0	0.0
Alberta Residential	0.0	0.0	0.0	0.0	0.0	0.0	0.0	0.0	0.0	0.0	0.0	0.0	0.0
Alberta Elec.Generation	0.0	0.0	0.0	0.0	0.0	0.0	0.0	0.0	0.0	0.0	0.0	0.0	0.0
Shrinkage													
Acid Gas	0.0	0.0	0.0	0.0	0.0	0.0	0.0	0.0	0.0	0.0	0.0	0.0	0.0
Other products	3,335.9	3,198.0	3,137.4	2,653.0	2,972.9	0.0	0.0	0.0	0.0	0.0	0.0	0.0	15,297.2
Fuel	3,161.8	3,050.6	3,222.1	2,547.8	3,099.4	0.0	0.0	0.0	0.0	0.0	0.0	0.0	15,081.7
Flared	6.4	8.4	8.1	8.3	7.4	0.0	0.0	0.0	0.0	0.0	0.0	0.0	38.6
Vented	0.0	0.0	0.0	0.0	8.2	0.0	0.0	0.0	0.0	0.0	0.0	0.0	8.2
Diff and Other	-1,970.2	-1,964.2	-2,290.6	-1,758.5	-2,075.4	0.0	0.0	0.0	0.0	0.0	0.0	0.0	-10,058.9
Process and Frac													
Pentanes Plus	3,571.1	3,285.4	3,066.3	3,215.0	3,314.0	0.0	0.0	0.0	0.0	0.0	0.0	0.0	16,451.8
Propane	0.0	0.0	0.0	0.0	0.0	0.0	0.0	0.0	0.0	0.0	0.0	0.0	0.0
Butanes	0.0	0.0	0.0	0.0	0.0	0.0	0.0	0.0	0.0	0.0	0.0	0.0	0.0
Ethane	0.0	0.0	0.0	0.0	0.0	0.0	0.0	0.0	0.0	0.0	0.0	0.0	0.0
NGL MIX	10,327.0	10,044.5	10,017.9	8,004.9	9,265.7	0.0	0.0	0.0	0.0	0.0	0.0	0.0	47,660.0
Sulphur	0.0	0.0	0.0	0.0	0.0	0.0	0.0	0.0	0.0	0.0	0.0	0.0	0.0
Sulphur Closing Inv	0.0	0.0	0.0	0.0	0.0	0.0	0.0	0.0	0.0	0.0	0.0	0.0	0.0

Unit of Measurement: Gas and Gas equivalent products: 1000m3, Liquids: m3, Sulphur: MTS

VPR6200

Facility ID ABGP0001768
Facility Licence # 14927

Facility Name NAL STURGEON LAKE GAS PLANT
Facility Operator OTM9 NAL

Production Month	202001	202002	202003	202004	202005	202006	202007	202008	202009	202010	202011	202012	Totals
Receipts													
Receipts from Alberta Facilities	7,498.8	7,204.9	6,818.3	7,745.1	8,016.7	0.0	0.0	0.0	0.0	0.0	0.0	0.0	37,283.8
Receipts from Non-Alberta Facilities	0.0	0.0	0.0	0.0	0.0	0.0	0.0	0.0	0.0	0.0	0.0	0.0	0.0
Dispositions													
Disposition													
Battery	0.0	0.0	0.0	0.0	0.0	0.0	0.0	0.0	0.0	0.0	0.0	0.0	0.0
Gas Gathering System	0.0	0.0	0.0	0.0	0.0	0.0	0.0	0.0	0.0	0.0	0.0	0.0	0.0
Gas Plant	0.0	0.0	0.0	0.0	0.0	0.0	0.0	0.0	0.0	0.0	0.0	0.0	0.0
Injection Facility	0.0	0.0	0.0	0.0	0.0	0.0	0.0	0.0	0.0	0.0	0.0	0.0	0.0
Meter Station	6,296.6	6,124.9	5,819.2	6,769.3	7,104.4	0.0	0.0	0.0	0.0	0.0	0.0	0.0	32,114.4
Other	0.0	0.0	0.0	0.0	0.0	0.0	0.0	0.0	0.0	0.0	0.0	0.0	0.0
Alberta Commercial	0.0	0.0	0.0	0.0	0.0	0.0	0.0	0.0	0.0	0.0	0.0	0.0	0.0
Alberta Industrial	0.0	0.0	0.0	0.0	0.0	0.0	0.0	0.0	0.0	0.0	0.0	0.0	0.0
Alberta Residential	0.0	0.0	0.0	0.0	0.0	0.0	0.0	0.0	0.0	0.0	0.0	0.0	0.0
Alberta Elec.Generation	0.0	0.0	0.0	0.0	0.0	0.0	0.0	0.0	0.0	0.0	0.0	0.0	0.0
Shrinkage													
Acid Gas	0.0	0.0	0.0	0.0	0.0	0.0	0.0	0.0	0.0	0.0	0.0	0.0	0.0
Other products	322.2	315.3	272.4	293.4	293.9	0.0	0.0	0.0	0.0	0.0	0.0	0.0	1,497.2
Fuel	364.9	332.7	352.3	362.3	298.2	0.0	0.0	0.0	0.0	0.0	0.0	0.0	1,710.4
Flared	0.0	2.0	7.0	6.3	6.6	0.0	0.0	0.0	0.0	0.0	0.0	0.0	21.9
Vented	0.0	0.1	0.1	0.1	0.1	0.0	0.0	0.0	0.0	0.0	0.0	0.0	0.4
Diff and Other	515.1	429.9	367.3	313.7	313.5	0.0	0.0	0.0	0.0	0.0	0.0	0.0	1,939.5
Process and Frac													
Pentanes Plus	0.0	0.0	0.0	0.0	0.0	0.0	0.0	0.0	0.0	0.0	0.0	0.0	0.0
Propane	0.0	0.0	0.0	0.0	0.0	0.0	0.0	0.0	0.0	0.0	0.0	0.0	0.0
Butanes	0.0	0.0	0.0	0.0	0.0	0.0	0.0	0.0	0.0	0.0	0.0	0.0	0.0
Ethane	0.0	0.0	0.0	0.0	0.0	0.0	0.0	0.0	0.0	0.0	0.0	0.0	0.0
NGL MIX	1,305.1	1,280.3	1,111.5	1,214.5	1,221.4	0.0	0.0	0.0	0.0	0.0	0.0	0.0	6,132.8
Sulphur	0.0	0.0	0.0	0.0	0.0	0.0	0.0	0.0	0.0	0.0	0.0	0.0	0.0
Sulphur Closing Inv	0.0	0.0	0.0	0.0	0.0	0.0	0.0	0.0	0.0	0.0	0.0	0.0	0.0

Unit of Measurement: Gas and Gas equivalent products: 1000m3, Liquids: m3, Sulphur: MTS

VPR6200

Facility ID ABGP0001774

Facility Name CABRE JOARCAM 6-29

Facility Licence # 11108

Facility Operator A5RD ENERPLUS CORP

Production Month	202001	202002	202003	202004	202005	202006	202007	202008	202009	202010	202011	202012	Totals
Receipts													
Receipts from Alberta Facilities	708.0	656.8	508.2	577.7	680.4	0.0	0.0	0.0	0.0	0.0	0.0	0.0	3,131.1
Receipts from Non-Alberta Facilities	0.0	0.0	0.0	0.0	0.0	0.0	0.0	0.0	0.0	0.0	0.0	0.0	0.0
Dispositions													
Disposition													
Battery	62.8	56.4	0.0	48.4	57.9	0.0	0.0	0.0	0.0	0.0	0.0	0.0	225.5
Gas Gathering System	0.0	0.0	0.0	0.0	0.0	0.0	0.0	0.0	0.0	0.0	0.0	0.0	0.0
Gas Plant	0.0	0.0	0.0	0.0	0.0	0.0	0.0	0.0	0.0	0.0	0.0	0.0	0.0
Injection Facility	0.0	0.0	0.0	0.0	0.0	0.0	0.0	0.0	0.0	0.0	0.0	0.0	0.0
Meter Station	447.7	432.9	255.2	359.8	456.8	0.0	0.0	0.0	0.0	0.0	0.0	0.0	1,952.4
Other	0.0	0.0	0.0	0.0	0.0	0.0	0.0	0.0	0.0	0.0	0.0	0.0	0.0
Alberta Commercial	0.0	0.0	0.0	0.0	0.0	0.0	0.0	0.0	0.0	0.0	0.0	0.0	0.0
Alberta Industrial	0.0	0.0	0.0	0.0	0.0	0.0	0.0	0.0	0.0	0.0	0.0	0.0	0.0
Alberta Residential	0.0	0.0	0.0	0.0	0.0	0.0	0.0	0.0	0.0	0.0	0.0	0.0	0.0
Alberta Elec.Generation	0.0	0.0	0.0	0.0	0.0	0.0	0.0	0.0	0.0	0.0	0.0	0.0	0.0
Shrinkage													
Acid Gas	0.0	0.0	0.0	0.0	0.0	0.0	0.0	0.0	0.0	0.0	0.0	0.0	0.0
Other products	7.1	8.3	6.0	7.6	20.5	0.0	0.0	0.0	0.0	0.0	0.0	0.0	49.5
Fuel	203.8	188.7	188.0	187.0	199.8	0.0	0.0	0.0	0.0	0.0	0.0	0.0	967.3
Flared	0.0	0.0	0.1	1.6	0.1	0.0	0.0	0.0	0.0	0.0	0.0	0.0	1.8
Vented	0.0	0.0	0.0	0.0	0.0	0.0	0.0	0.0	0.0	0.0	0.0	0.0	0.0
Diff and Other	-13.4	-29.5	58.9	-26.7	-54.7	0.0	0.0	0.0	0.0	0.0	0.0	0.0	-65.4
Process and Frac													
Pentanes Plus	0.0	0.0	0.0	0.0	0.0	0.0	0.0	0.0	0.0	0.0	0.0	0.0	0.0
Propane	0.0	0.0	0.0	0.0	0.0	0.0	0.0	0.0	0.0	0.0	0.0	0.0	0.0
Butanes	0.0	0.0	0.0	0.0	0.0	0.0	0.0	0.0	0.0	0.0	0.0	0.0	0.0
Ethane	0.0	0.0	0.0	0.0	0.0	0.0	0.0	0.0	0.0	0.0	0.0	0.0	0.0
NGL MIX	30.7	36.9	26.8	32.2	90.8	0.0	0.0	0.0	0.0	0.0	0.0	0.0	217.4
Sulphur	0.0	0.0	0.0	0.0	0.0	0.0	0.0	0.0	0.0	0.0	0.0	0.0	0.0
Sulphur Closing Inv	0.0	0.0	0.0	0.0	0.0	0.0	0.0	0.0	0.0	0.0	0.0	0.0	0.0

Unit of Measurement: Gas and Gas equivalent products: 1000m3, Liquids: m3, Sulphur: MTS

VPR6200

Facility ID ABGP0001777

Facility Name BURLINGTON RESTHAVEN 1-36

Facility Licence # 13530

Facility Operator A5D4 CVE

Production Month	202001	202002	202003	202004	202005	202006	202007	202008	202009	202010	202011	202012	Totals
Receipts													
Receipts from Alberta Facilities	4,820.4	5,108.9	5,124.8	4,722.2	4,383.6	0.0	0.0	0.0	0.0	0.0	0.0	0.0	24,159.9
Receipts from Non-Alberta Facilities	0.0	0.0	0.0	0.0	0.0	0.0	0.0	0.0	0.0	0.0	0.0	0.0	0.0
Dispositions													
Disposition													
Battery	0.0	0.0	0.0	0.0	0.0	0.0	0.0	0.0	0.0	0.0	0.0	0.0	0.0
Gas Gathering System	0.0	0.0	0.0	0.0	0.0	0.0	0.0	0.0	0.0	0.0	0.0	0.0	0.0
Gas Plant	0.0	0.0	0.0	0.0	0.0	0.0	0.0	0.0	0.0	0.0	0.0	0.0	0.0
Injection Facility	0.0	0.0	0.0	0.0	0.0	0.0	0.0	0.0	0.0	0.0	0.0	0.0	0.0
Meter Station	4,942.9	5,276.1	5,309.3	4,871.8	4,541.0	0.0	0.0	0.0	0.0	0.0	0.0	0.0	24,941.1
Other	0.0	0.0	0.0	0.0	0.0	0.0	0.0	0.0	0.0	0.0	0.0	0.0	0.0
Alberta Commercial	0.0	0.0	0.0	0.0	0.0	0.0	0.0	0.0	0.0	0.0	0.0	0.0	0.0
Alberta Industrial	0.0	0.0	0.0	0.0	0.0	0.0	0.0	0.0	0.0	0.0	0.0	0.0	0.0
Alberta Residential	0.0	0.0	0.0	0.0	0.0	0.0	0.0	0.0	0.0	0.0	0.0	0.0	0.0
Alberta Elec.Generation	0.0	0.0	0.0	0.0	0.0	0.0	0.0	0.0	0.0	0.0	0.0	0.0	0.0
Shrinkage													
Acid Gas	0.0	0.0	0.0	0.0	0.0	0.0	0.0	0.0	0.0	0.0	0.0	0.0	0.0
Other products	74.1	75.2	55.7	63.6	52.0	0.0	0.0	0.0	0.0	0.0	0.0	0.0	320.6
Fuel	230.5	213.4	223.6	217.0	180.7	0.0	0.0	0.0	0.0	0.0	0.0	0.0	1,065.2
Flared	3.4	3.2	3.4	0.4	0.6	0.0	0.0	0.0	0.0	0.0	0.0	0.0	11.0
Vented	6.2	6.1	4.9	5.4	4.8	0.0	0.0	0.0	0.0	0.0	0.0	0.0	27.4
Diff and Other	-436.7	-465.1	-472.1	-436.0	-395.5	0.0	0.0	0.0	0.0	0.0	0.0	0.0	-2,205.4
Process and Frac													
Pentanes Plus	358.5	363.9	269.6	307.7	251.6	0.0	0.0	0.0	0.0	0.0	0.0	0.0	1,551.3
Propane	0.0	0.0	0.0	0.0	0.0	0.0	0.0	0.0	0.0	0.0	0.0	0.0	0.0
Butanes	0.0	0.0	0.0	0.0	0.0	0.0	0.0	0.0	0.0	0.0	0.0	0.0	0.0
Ethane	0.0	0.0	0.0	0.0	0.0	0.0	0.0	0.0	0.0	0.0	0.0	0.0	0.0
NGL MIX	0.0	0.0	0.0	0.0	0.0	0.0	0.0	0.0	0.0	0.0	0.0	0.0	0.0
Sulphur	0.0	0.0	0.0	0.0	0.0	0.0	0.0	0.0	0.0	0.0	0.0	0.0	0.0
Sulphur Closing Inv	0.0	0.0	0.0	0.0	0.0	0.0	0.0	0.0	0.0	0.0	0.0	0.0	0.0

Unit of Measurement: Gas and Gas equivalent products: 1000m3, Liquids: m3, Sulphur: MTS

VPR6200

Facility ID ABGP0001779

Facility Name CAMPUS ESTHER

Facility Licence # 20204

Facility Operator A81C 2133151 Alberta

Production Month	202001	202002	202003	202004	202005	202006	202007	202008	202009	202010	202011	202012	Totals
Receipts													
Receipts from Alberta Facilities	2,315.5	2,270.3	2,444.8	2,069.4	1,802.7	0.0	0.0	0.0	0.0	0.0	0.0	0.0	10,902.7
Receipts from Non-Alberta Facilities	0.0	0.0	0.0	0.0	0.0	0.0	0.0	0.0	0.0	0.0	0.0	0.0	0.0
Dispositions													
Disposition													
Battery	0.0	0.0	0.0	0.0	0.0	0.0	0.0	0.0	0.0	0.0	0.0	0.0	0.0
Gas Gathering System	0.0	0.0	0.0	0.0	0.0	0.0	0.0	0.0	0.0	0.0	0.0	0.0	0.0
Gas Plant	0.0	0.0	0.0	0.0	0.0	0.0	0.0	0.0	0.0	0.0	0.0	0.0	0.0
Injection Facility	0.0	0.0	0.0	0.0	0.0	0.0	0.0	0.0	0.0	0.0	0.0	0.0	0.0
Meter Station	2,099.0	2,098.1	2,267.2	1,925.2	1,657.7	0.0	0.0	0.0	0.0	0.0	0.0	0.0	10,047.2
Other	0.0	0.0	0.0	0.0	0.0	0.0	0.0	0.0	0.0	0.0	0.0	0.0	0.0
Alberta Commercial	0.0	0.0	0.0	0.0	0.0	0.0	0.0	0.0	0.0	0.0	0.0	0.0	0.0
Alberta Industrial	0.0	0.0	0.0	0.0	0.0	0.0	0.0	0.0	0.0	0.0	0.0	0.0	0.0
Alberta Residential	0.0	0.0	0.0	0.0	0.0	0.0	0.0	0.0	0.0	0.0	0.0	0.0	0.0
Alberta Elec.Generation	0.0	0.0	0.0	0.0	0.0	0.0	0.0	0.0	0.0	0.0	0.0	0.0	0.0
Shrinkage													
Acid Gas	0.0	0.0	0.0	0.0	0.0	0.0	0.0	0.0	0.0	0.0	0.0	0.0	0.0
Other products	16.7	20.3	23.3	12.5	23.2	0.0	0.0	0.0	0.0	0.0	0.0	0.0	96.0
Fuel	141.7	130.9	156.6	117.2	110.8	0.0	0.0	0.0	0.0	0.0	0.0	0.0	657.2
Flared	0.0	0.0	0.0	0.0	0.0	0.0	0.0	0.0	0.0	0.0	0.0	0.0	0.0
Vented	6.0	2.7	2.9	2.9	2.2	0.0	0.0	0.0	0.0	0.0	0.0	0.0	16.7
Diff and Other	52.1	18.3	-5.2	11.6	8.8	0.0	0.0	0.0	0.0	0.0	0.0	0.0	85.6
Process and Frac													
Pentanes Plus	80.8	98.1	112.5	60.5	112.2	0.0	0.0	0.0	0.0	0.0	0.0	0.0	464.1
Propane	0.0	0.0	0.0	0.0	0.0	0.0	0.0	0.0	0.0	0.0	0.0	0.0	0.0
Butanes	0.0	0.0	0.0	0.0	0.0	0.0	0.0	0.0	0.0	0.0	0.0	0.0	0.0
Ethane	0.0	0.0	0.0	0.0	0.0	0.0	0.0	0.0	0.0	0.0	0.0	0.0	0.0
NGL MIX	0.0	0.0	0.0	0.0	0.0	0.0	0.0	0.0	0.0	0.0	0.0	0.0	0.0
Sulphur	0.0	0.0	0.0	0.0	0.0	0.0	0.0	0.0	0.0	0.0	0.0	0.0	0.0
Sulphur Closing Inv	0.0	0.0	0.0	0.0	0.0	0.0	0.0	0.0	0.0	0.0	0.0	0.0	0.0

Unit of Measurement: Gas and Gas equivalent products: 1000m3, Liquids: m3, Sulphur: MTS

VPR6200
Facility ID ABGP0001782
Facility Licence # 2399

Facility Name PCP COUNTESS
Facility Operator A7NW TXNE

Production Month	202001	202002	202003	202004	202005	202006	202007	202008	202009	202010	202011	202012	Totals
Receipts													
Receipts from Alberta Facilities	4,700.4	4,704.4	5,097.4	4,605.6	4,809.4	0.0	0.0	0.0	0.0	0.0	0.0	0.0	23,917.2
Receipts from Non-Alberta Facilities	0.0	0.0	0.0	0.0	0.0	0.0	0.0	0.0	0.0	0.0	0.0	0.0	0.0
Dispositions													
Disposition													
Battery	0.0	0.0	0.0	0.0	0.0	0.0	0.0	0.0	0.0	0.0	0.0	0.0	0.0
Gas Gathering System	0.0	0.0	0.0	0.0	4,584.8	0.0	0.0	0.0	0.0	0.0	0.0	0.0	4,584.8
Gas Plant	0.0	0.0	0.0	0.0	0.0	0.0	0.0	0.0	0.0	0.0	0.0	0.0	0.0
Injection Facility	0.0	0.0	0.0	0.0	0.0	0.0	0.0	0.0	0.0	0.0	0.0	0.0	0.0
Meter Station	4,478.2	4,460.3	4,849.2	4,349.9	0.0	0.0	0.0	0.0	0.0	0.0	0.0	0.0	18,137.6
Other	0.0	0.0	0.0	0.0	0.0	0.0	0.0	0.0	0.0	0.0	0.0	0.0	0.0
Alberta Commercial	0.0	0.0	0.0	0.0	0.0	0.0	0.0	0.0	0.0	0.0	0.0	0.0	0.0
Alberta Industrial	0.0	0.0	0.0	0.0	0.0	0.0	0.0	0.0	0.0	0.0	0.0	0.0	0.0
Alberta Residential	0.0	0.0	0.0	0.0	0.0	0.0	0.0	0.0	0.0	0.0	0.0	0.0	0.0
Alberta Elec.Generation	0.0	0.0	0.0	0.0	0.0	0.0	0.0	0.0	0.0	0.0	0.0	0.0	0.0
Shrinkage													
Acid Gas	0.0	0.0	0.0	0.0	0.0	0.0	0.0	0.0	0.0	0.0	0.0	0.0	0.0
Other products	0.0	0.0	0.0	0.0	0.0	0.0	0.0	0.0	0.0	0.0	0.0	0.0	0.0
Fuel	214.5	203.4	219.1	199.3	206.9	0.0	0.0	0.0	0.0	0.0	0.0	0.0	1,043.2
Flared	0.0	0.0	0.0	0.0	0.0	0.0	0.0	0.0	0.0	0.0	0.0	0.0	0.0
Vented	0.0	0.1	0.0	0.1	1.5	0.0	0.0	0.0	0.0	0.0	0.0	0.0	1.7
Diff and Other	7.7	40.6	29.1	56.3	16.2	0.0	0.0	0.0	0.0	0.0	0.0	0.0	149.9
Process and Frac													
Pentanes Plus	0.0	0.0	0.0	0.0	0.0	0.0	0.0	0.0	0.0	0.0	0.0	0.0	0.0
Propane	0.0	0.0	0.0	0.0	0.0	0.0	0.0	0.0	0.0	0.0	0.0	0.0	0.0
Butanes	0.0	0.0	0.0	0.0	0.0	0.0	0.0	0.0	0.0	0.0	0.0	0.0	0.0
Ethane	0.0	0.0	0.0	0.0	0.0	0.0	0.0	0.0	0.0	0.0	0.0	0.0	0.0
NGL MIX	0.0	0.0	0.0	0.0	0.0	0.0	0.0	0.0	0.0	0.0	0.0	0.0	0.0
Sulphur	0.0	0.0	0.0	0.0	0.0	0.0	0.0	0.0	0.0	0.0	0.0	0.0	0.0
Sulphur Closing Inv	0.0	0.0	0.0	0.0	0.0	0.0	0.0	0.0	0.0	0.0	0.0	0.0	0.0

Unit of Measurement: Gas and Gas equivalent products: 1000m3, Liquids: m3, Sulphur: MTS

VPR6200

Facility ID ABGP0001788
Facility Licence # 25797

Facility Name WATTS EAST 2-4-31-15W4
Facility Operator OHE9 CNRL

Production Month	202001	202002	202003	202004	202005	202006	202007	202008	202009	202010	202011	202012	Totals
Receipts													
Receipts from Alberta Facilities	3,233.4	3,177.5	2,850.9	2,011.9	2,560.7	0.0	0.0	0.0	0.0	0.0	0.0	0.0	13,834.4
Receipts from Non-Alberta Facilities	0.0	0.0	0.0	0.0	0.0	0.0	0.0	0.0	0.0	0.0	0.0	0.0	0.0
Dispositions													
Disposition													
Battery	0.0	0.0	0.0	0.0	0.0	0.0	0.0	0.0	0.0	0.0	0.0	0.0	0.0
Gas Gathering System	0.0	0.0	0.0	0.0	0.0	0.0	0.0	0.0	0.0	0.0	0.0	0.0	0.0
Gas Plant	0.0	0.0	0.0	0.0	0.0	0.0	0.0	0.0	0.0	0.0	0.0	0.0	0.0
Injection Facility	0.0	0.0	0.0	0.0	0.0	0.0	0.0	0.0	0.0	0.0	0.0	0.0	0.0
Meter Station	2,807.3	2,796.5	2,519.7	1,781.2	2,311.0	0.0	0.0	0.0	0.0	0.0	0.0	0.0	12,215.7
Other	0.0	0.0	0.0	0.0	0.0	0.0	0.0	0.0	0.0	0.0	0.0	0.0	0.0
Alberta Commercial	0.0	0.0	0.0	0.0	0.0	0.0	0.0	0.0	0.0	0.0	0.0	0.0	0.0
Alberta Industrial	0.0	0.0	0.0	0.0	0.0	0.0	0.0	0.0	0.0	0.0	0.0	0.0	0.0
Alberta Residential	0.0	0.0	0.0	0.0	0.0	0.0	0.0	0.0	0.0	0.0	0.0	0.0	0.0
Alberta Elec.Generation	0.0	0.0	0.0	0.0	0.0	0.0	0.0	0.0	0.0	0.0	0.0	0.0	0.0
Shrinkage													
Acid Gas	0.0	0.0	0.0	0.0	0.0	0.0	0.0	0.0	0.0	0.0	0.0	0.0	0.0
Other products	87.5	105.4	108.1	59.5	59.7	0.0	0.0	0.0	0.0	0.0	0.0	0.0	420.2
Fuel	265.7	230.9	220.6	175.5	211.4	0.0	0.0	0.0	0.0	0.0	0.0	0.0	1,104.1
Flared	0.0	0.0	0.0	0.0	0.0	0.0	0.0	0.0	0.0	0.0	0.0	0.0	0.0
Vented	0.0	0.2	2.5	2.7	2.3	0.0	0.0	0.0	0.0	0.0	0.0	0.0	7.7
Diff and Other	72.9	44.5	0.0	-7.0	-23.7	0.0	0.0	0.0	0.0	0.0	0.0	0.0	86.7
Process and Frac													
Pentanes Plus	0.0	0.0	0.0	0.0	0.0	0.0	0.0	0.0	0.0	0.0	0.0	0.0	0.0
Propane	0.0	0.0	0.0	0.0	0.0	0.0	0.0	0.0	0.0	0.0	0.0	0.0	0.0
Butanes	0.0	0.0	0.0	0.0	0.0	0.0	0.0	0.0	0.0	0.0	0.0	0.0	0.0
Ethane	0.0	0.0	0.0	0.0	0.0	0.0	0.0	0.0	0.0	0.0	0.0	0.0	0.0
NGL MIX	371.8	443.9	457.5	250.6	252.3	0.0	0.0	0.0	0.0	0.0	0.0	0.0	1,776.1
Sulphur	0.0	0.0	0.0	0.0	0.0	0.0	0.0	0.0	0.0	0.0	0.0	0.0	0.0
Sulphur Closing Inv	0.0	0.0	0.0	0.0	0.0	0.0	0.0	0.0	0.0	0.0	0.0	0.0	0.0

Unit of Measurement: Gas and Gas equivalent products: 1000m3, Liquids: m3, Sulphur: MTS

VPR6200

Facility ID ABGP0001791

Facility Name TRILOGY CLOVER 9-34 PLANT #2

Facility Licence # 25678

Facility Operator OAW4 PARA

Production Month	202001	202002	202003	202004	202005	202006	202007	202008	202009	202010	202011	202012	Totals
Receipts													
Receipts from Alberta Facilities	4,927.6	4,721.6	3,924.2	4,689.4	4,053.9	0.0	0.0	0.0	0.0	0.0	0.0	0.0	22,316.7
Receipts from Non-Alberta Facilities	0.0	0.0	0.0	0.0	0.0	0.0	0.0	0.0	0.0	0.0	0.0	0.0	0.0
Dispositions													
Disposition													
Battery	0.0	0.0	0.0	0.0	0.0	0.0	0.0	0.0	0.0	0.0	0.0	0.0	0.0
Gas Gathering System	0.0	0.0	0.0	0.0	0.0	0.0	0.0	0.0	0.0	0.0	0.0	0.0	0.0
Gas Plant	0.0	0.0	0.0	0.0	0.0	0.0	0.0	0.0	0.0	0.0	0.0	0.0	0.0
Injection Facility	0.0	0.0	0.0	0.0	0.0	0.0	0.0	0.0	0.0	0.0	0.0	0.0	0.0
Meter Station	4,526.5	4,287.2	3,591.1	4,380.6	3,758.8	0.0	0.0	0.0	0.0	0.0	0.0	0.0	20,544.2
Other	0.0	0.0	0.0	0.0	0.0	0.0	0.0	0.0	0.0	0.0	0.0	0.0	0.0
Alberta Commercial	0.0	0.0	0.0	0.0	0.0	0.0	0.0	0.0	0.0	0.0	0.0	0.0	0.0
Alberta Industrial	0.0	0.0	0.0	0.0	0.0	0.0	0.0	0.0	0.0	0.0	0.0	0.0	0.0
Alberta Residential	0.0	0.0	0.0	0.0	0.0	0.0	0.0	0.0	0.0	0.0	0.0	0.0	0.0
Alberta Elec.Generation	0.0	0.0	0.0	0.0	0.0	0.0	0.0	0.0	0.0	0.0	0.0	0.0	0.0
Shrinkage													
Acid Gas	0.0	0.0	0.0	0.0	0.0	0.0	0.0	0.0	0.0	0.0	0.0	0.0	0.0
Other products	35.9	37.3	32.3	45.3	38.8	0.0	0.0	0.0	0.0	0.0	0.0	0.0	189.6
Fuel	162.6	155.3	142.2	148.0	129.4	0.0	0.0	0.0	0.0	0.0	0.0	0.0	737.5
Flared	0.0	0.0	0.0	0.0	0.0	0.0	0.0	0.0	0.0	0.0	0.0	0.0	0.0
Vented	0.0	0.0	0.0	0.0	0.0	0.0	0.0	0.0	0.0	0.0	0.0	0.0	0.0
Diff and Other	202.6	241.8	158.6	115.5	126.9	0.0	0.0	0.0	0.0	0.0	0.0	0.0	845.4
Process and Frac													
Pentanes Plus	173.8	180.6	156.4	219.3	187.9	0.0	0.0	0.0	0.0	0.0	0.0	0.0	918.0
Propane	0.0	0.0	0.0	0.0	0.0	0.0	0.0	0.0	0.0	0.0	0.0	0.0	0.0
Butanes	0.0	0.0	0.0	0.0	0.0	0.0	0.0	0.0	0.0	0.0	0.0	0.0	0.0
Ethane	0.0	0.0	0.0	0.0	0.0	0.0	0.0	0.0	0.0	0.0	0.0	0.0	0.0
NGL MIX	0.0	0.0	0.0	0.0	0.0	0.0	0.0	0.0	0.0	0.0	0.0	0.0	0.0
Sulphur	0.0	0.0	0.0	0.0	0.0	0.0	0.0	0.0	0.0	0.0	0.0	0.0	0.0
Sulphur Closing Inv	0.0	0.0	0.0	0.0	0.0	0.0	0.0	0.0	0.0	0.0	0.0	0.0	0.0

Unit of Measurement: Gas and Gas equivalent products: 1000m3, Liquids: m3, Sulphur: MTS

VPR6200

Facility ID ABGP0001794
Facility Licence # 27509

Facility Name Evi 1 -04-36-086-11 W5M
Facility Operator OZOH HARVEST

Production Month	202001	202002	202003	202004	202005	202006	202007	202008	202009	202010	202011	202012	Totals
Receipts													
Receipts from Alberta Facilities	178.9	218.6	212.9	208.3	212.2	0.0	0.0	0.0	0.0	0.0	0.0	0.0	1,030.9
Receipts from Non-Alberta Facilities	0.0	0.0	0.0	0.0	0.0	0.0	0.0	0.0	0.0	0.0	0.0	0.0	0.0
Dispositions													
Disposition													
Battery	5.9	5.3	5.9	6.1	4.9	0.0	0.0	0.0	0.0	0.0	0.0	0.0	28.1
Gas Gathering System	101.1	122.2	100.9	80.7	88.8	0.0	0.0	0.0	0.0	0.0	0.0	0.0	493.7
Gas Plant	0.0	0.0	0.0	0.0	0.0	0.0	0.0	0.0	0.0	0.0	0.0	0.0	0.0
Injection Facility	0.0	0.0	0.0	0.0	0.0	0.0	0.0	0.0	0.0	0.0	0.0	0.0	0.0
Meter Station	0.0	0.0	0.0	0.0	0.0	0.0	0.0	0.0	0.0	0.0	0.0	0.0	0.0
Other	18.1	16.0	26.2	15.3	11.5	0.0	0.0	0.0	0.0	0.0	0.0	0.0	87.1
Alberta Commercial	0.0	0.0	0.0	0.0	0.0	0.0	0.0	0.0	0.0	0.0	0.0	0.0	0.0
Alberta Industrial	0.0	0.0	0.0	0.0	0.0	0.0	0.0	0.0	0.0	0.0	0.0	0.0	0.0
Alberta Residential	0.0	0.0	0.0	0.0	0.0	0.0	0.0	0.0	0.0	0.0	0.0	0.0	0.0
Alberta Elec.Generation	0.0	0.0	0.0	25.2	12.5	0.0	0.0	0.0	0.0	0.0	0.0	0.0	37.7
Shrinkage													
Acid Gas	0.0	0.0	0.0	0.0	0.0	0.0	0.0	0.0	0.0	0.0	0.0	0.0	0.0
Other products	30.2	32.3	37.9	42.7	38.4	0.0	0.0	0.0	0.0	0.0	0.0	0.0	181.5
Fuel	1.0	4.2	5.3	9.7	9.9	0.0	0.0	0.0	0.0	0.0	0.0	0.0	30.1
Flared	2.7	1.8	0.3	1.1	3.9	0.0	0.0	0.0	0.0	0.0	0.0	0.0	9.8
Vented	0.0	0.0	0.0	0.0	0.0	0.0	0.0	0.0	0.0	0.0	0.0	0.0	0.0
Diff and Other	19.9	36.8	36.4	27.5	42.3	0.0	0.0	0.0	0.0	0.0	0.0	0.0	162.9
Process and Frac													
Pentanes Plus	0.0	0.0	0.0	0.0	0.0	0.0	0.0	0.0	0.0	0.0	0.0	0.0	0.0
Propane	0.0	0.0	0.0	0.0	0.0	0.0	0.0	0.0	0.0	0.0	0.0	0.0	0.0
Butanes	0.0	0.0	0.0	0.0	0.0	0.0	0.0	0.0	0.0	0.0	0.0	0.0	0.0
Ethane	0.0	0.0	0.0	0.0	0.0	0.0	0.0	0.0	0.0	0.0	0.0	0.0	0.0
NGL MIX	127.3	133.1	156.7	175.3	156.9	0.0	0.0	0.0	0.0	0.0	0.0	0.0	749.3
Sulphur	0.0	0.0	0.0	0.0	0.0	0.0	0.0	0.0	0.0	0.0	0.0	0.0	0.0
Sulphur Closing Inv	0.0	0.0	0.0	0.0	0.0	0.0	0.0	0.0	0.0	0.0	0.0	0.0	0.0

Unit of Measurement: Gas and Gas equivalent products: 1000m3, Liquids: m3, Sulphur: MTS

VPR6200

Facility ID ABGP0001797

Facility Name SHAMAN FENN BIG VALLEY GAS PLANT 15-22

Facility Licence # 22071

Facility Operator A663

Production Month	202001	202002	202003	202004	202005	202006	202007	202008	202009	202010	202011	202012	Totals
	SHUTIN	SHUTIN	SHUTIN	SHUTIN	SHUTIN								
Receipts													
Receipts from Alberta Facilities	0.0	0.0	0.0	0.0	0.0	0.0	0.0	0.0	0.0	0.0	0.0	0.0	0.0
Receipts from Non-Alberta Facilities	0.0	0.0	0.0	0.0	0.0	0.0	0.0	0.0	0.0	0.0	0.0	0.0	0.0
Dispositions													
Disposition													
Battery	0.0	0.0	0.0	0.0	0.0	0.0	0.0	0.0	0.0	0.0	0.0	0.0	0.0
Gas Gathering System	0.0	0.0	0.0	0.0	0.0	0.0	0.0	0.0	0.0	0.0	0.0	0.0	0.0
Gas Plant	0.0	0.0	0.0	0.0	0.0	0.0	0.0	0.0	0.0	0.0	0.0	0.0	0.0
Injection Facility	0.0	0.0	0.0	0.0	0.0	0.0	0.0	0.0	0.0	0.0	0.0	0.0	0.0
Meter Station	0.0	0.0	0.0	0.0	0.0	0.0	0.0	0.0	0.0	0.0	0.0	0.0	0.0
Other	0.0	0.0	0.0	0.0	0.0	0.0	0.0	0.0	0.0	0.0	0.0	0.0	0.0
Alberta Commercial	0.0	0.0	0.0	0.0	0.0	0.0	0.0	0.0	0.0	0.0	0.0	0.0	0.0
Alberta Industrial	0.0	0.0	0.0	0.0	0.0	0.0	0.0	0.0	0.0	0.0	0.0	0.0	0.0
Alberta Residential	0.0	0.0	0.0	0.0	0.0	0.0	0.0	0.0	0.0	0.0	0.0	0.0	0.0
Alberta Elec.Generation	0.0	0.0	0.0	0.0	0.0	0.0	0.0	0.0	0.0	0.0	0.0	0.0	0.0
Shrinkage													
Acid Gas	0.0	0.0	0.0	0.0	0.0	0.0	0.0	0.0	0.0	0.0	0.0	0.0	0.0
Other products	0.0	0.0	0.0	0.0	0.0	0.0	0.0	0.0	0.0	0.0	0.0	0.0	0.0
Fuel	0.0	0.0	0.0	0.0	0.0	0.0	0.0	0.0	0.0	0.0	0.0	0.0	0.0
Flared	0.0	0.0	0.0	0.0	0.0	0.0	0.0	0.0	0.0	0.0	0.0	0.0	0.0
Vented	0.0	0.0	0.0	0.0	0.0	0.0	0.0	0.0	0.0	0.0	0.0	0.0	0.0
Diff and Other	0.0	0.0	0.0	0.0	0.0	0.0	0.0	0.0	0.0	0.0	0.0	0.0	0.0
Process and Frac													
Pentanes Plus	0.0	0.0	0.0	0.0	0.0	0.0	0.0	0.0	0.0	0.0	0.0	0.0	0.0
Propane	0.0	0.0	0.0	0.0	0.0	0.0	0.0	0.0	0.0	0.0	0.0	0.0	0.0
Butanes	0.0	0.0	0.0	0.0	0.0	0.0	0.0	0.0	0.0	0.0	0.0	0.0	0.0
Ethane	0.0	0.0	0.0	0.0	0.0	0.0	0.0	0.0	0.0	0.0	0.0	0.0	0.0
NGL MIX	0.0	0.0	0.0	0.0	0.0	0.0	0.0	0.0	0.0	0.0	0.0	0.0	0.0
Sulphur	0.0	0.0	0.0	0.0	0.0	0.0	0.0	0.0	0.0	0.0	0.0	0.0	0.0
Sulphur Closing Inv	0.0	0.0	0.0	0.0	0.0	0.0	0.0	0.0	0.0	0.0	0.0	0.0	0.0

VPR6200

Facility ID ABGP0001798

Facility Name NARRAWAY 10-08-062-10W6

Facility Licence # 26188

Facility Operator OHE9 CNRL

Production Month	202001	202002	202003	202004	202005	202006	202007	202008	202009	202010	202011	202012	Totals
Receipts													
Receipts from Alberta Facilities	49,030.2	47,738.5	50,641.5	49,959.1	50,752.8	0.0	0.0	0.0	0.0	0.0	0.0	0.0	248,122.1
Receipts from Non-Alberta Facilities	0.0	0.0	0.0	0.0	0.0	0.0	0.0	0.0	0.0	0.0	0.0	0.0	0.0
Dispositions													
Disposition													
Battery	0.0	0.0	0.0	0.0	0.0	0.0	0.0	0.0	0.0	0.0	0.0	0.0	0.0
Gas Gathering System	0.0	0.0	0.0	0.0	0.0	0.0	0.0	0.0	0.0	0.0	0.0	0.0	0.0
Gas Plant	0.0	0.0	0.0	0.0	0.0	0.0	0.0	0.0	0.0	0.0	0.0	0.0	0.0
Injection Facility	0.0	0.0	0.0	0.0	0.0	0.0	0.0	0.0	0.0	0.0	0.0	0.0	0.0
Meter Station	46,083.5	44,969.4	47,614.2	46,982.1	47,578.3	0.0	0.0	0.0	0.0	0.0	0.0	0.0	233,227.5
Other	0.0	0.0	0.0	0.0	0.0	0.0	0.0	0.0	0.0	0.0	0.0	0.0	0.0
Alberta Commercial	0.0	0.0	0.0	0.0	0.0	0.0	0.0	0.0	0.0	0.0	0.0	0.0	0.0
Alberta Industrial	0.0	0.0	0.0	0.0	0.0	0.0	0.0	0.0	0.0	0.0	0.0	0.0	0.0
Alberta Residential	0.0	0.0	0.0	0.0	0.0	0.0	0.0	0.0	0.0	0.0	0.0	0.0	0.0
Alberta Elec.Generation	0.0	0.0	0.0	0.0	0.0	0.0	0.0	0.0	0.0	0.0	0.0	0.0	0.0
Shrinkage													
Acid Gas	0.0	0.0	0.0	0.0	0.0	0.0	0.0	0.0	0.0	0.0	0.0	0.0	0.0
Other products	2.1	17.1	1.6	2.2	2.3	0.0	0.0	0.0	0.0	0.0	0.0	0.0	25.3
Fuel	1,260.1	1,166.9	1,256.0	1,225.4	1,276.3	0.0	0.0	0.0	0.0	0.0	0.0	0.0	6,184.7
Flared	0.2	6.0	0.0	0.1	0.3	0.0	0.0	0.0	0.0	0.0	0.0	0.0	6.6
Vented	524.2	491.2	530.4	524.7	524.6	0.0	0.0	0.0	0.0	0.0	0.0	0.0	2,595.1
Diff and Other	1,160.1	1,087.9	1,239.3	1,224.6	1,371.0	0.0	0.0	0.0	0.0	0.0	0.0	0.0	6,082.9
Process and Frac													
Pentanes Plus	10.2	82.8	7.7	10.6	11.1	0.0	0.0	0.0	0.0	0.0	0.0	0.0	122.4
Propane	0.0	0.0	0.0	0.0	0.0	0.0	0.0	0.0	0.0	0.0	0.0	0.0	0.0
Butanes	0.0	0.0	0.0	0.0	0.0	0.0	0.0	0.0	0.0	0.0	0.0	0.0	0.0
Ethane	0.0	0.0	0.0	0.0	0.0	0.0	0.0	0.0	0.0	0.0	0.0	0.0	0.0
NGL MIX	0.0	0.0	0.0	0.0	0.0	0.0	0.0	0.0	0.0	0.0	0.0	0.0	0.0
Sulphur	0.0	0.0	0.0	0.0	0.0	0.0	0.0	0.0	0.0	0.0	0.0	0.0	0.0
Sulphur Closing Inv	0.0	0.0	0.0	0.0	0.0	0.0	0.0	0.0	0.0	0.0	0.0	0.0	0.0

Unit of Measurement: Gas and Gas equivalent products: 1000m3, Liquids: m3, Sulphur: MTS

VPR6200

Facility ID ABGP0001800

Facility Name aec suffeild a2 solution gas plant facility 16-15

Facility Licence # 23331

Facility Operator A868 IPCCAN

Production Month	202001	202002	202003	202004	202005	202006	202007	202008	202009	202010	202011	202012	Totals
Receipts													
Receipts from Alberta Facilities	4,065.0	3,981.7	3,618.0	3,039.2	2,439.8	0.0	0.0	0.0	0.0	0.0	0.0	0.0	17,143.7
Receipts from Non-Alberta Facilities	0.0	0.0	0.0	0.0	0.0	0.0	0.0	0.0	0.0	0.0	0.0	0.0	0.0
Dispositions													
Disposition													
Battery	1,227.6	1,197.1	1,148.0	990.3	728.4	0.0	0.0	0.0	0.0	0.0	0.0	0.0	5,291.4
Gas Gathering System	0.0	0.0	0.0	0.0	0.0	0.0	0.0	0.0	0.0	0.0	0.0	0.0	0.0
Gas Plant	0.0	0.0	0.0	0.0	0.0	0.0	0.0	0.0	0.0	0.0	0.0	0.0	0.0
Injection Facility	0.0	0.0	0.0	0.0	0.0	0.0	0.0	0.0	0.0	0.0	0.0	0.0	0.0
Meter Station	2,072.9	2,142.2	1,815.5	1,475.7	1,229.4	0.0	0.0	0.0	0.0	0.0	0.0	0.0	8,735.7
Other	0.0	0.0	0.0	0.0	0.0	0.0	0.0	0.0	0.0	0.0	0.0	0.0	0.0
Alberta Commercial	0.0	0.0	0.0	0.0	0.0	0.0	0.0	0.0	0.0	0.0	0.0	0.0	0.0
Alberta Industrial	0.0	0.0	0.0	0.0	0.0	0.0	0.0	0.0	0.0	0.0	0.0	0.0	0.0
Alberta Residential	0.0	0.0	0.0	0.0	0.0	0.0	0.0	0.0	0.0	0.0	0.0	0.0	0.0
Alberta Elec.Generation	0.0	0.0	0.0	0.0	0.0	0.0	0.0	0.0	0.0	0.0	0.0	0.0	0.0
Shrinkage													
Acid Gas	180.5	169.3	149.5	106.1	65.4	0.0	0.0	0.0	0.0	0.0	0.0	0.0	670.8
Other products	15.3	17.0	17.9	9.1	28.8	0.0	0.0	0.0	0.0	0.0	0.0	0.0	88.1
Fuel	408.6	372.1	391.3	368.5	381.6	0.0	0.0	0.0	0.0	0.0	0.0	0.0	1,922.1
Flared	1.2	0.0	0.0	7.5	2.5	0.0	0.0	0.0	0.0	0.0	0.0	0.0	11.2
Vented	1.1	0.9	1.0	1.2	1.1	0.0	0.0	0.0	0.0	0.0	0.0	0.0	5.3
Diff and Other	157.8	83.1	94.8	80.8	2.6	0.0	0.0	0.0	0.0	0.0	0.0	0.0	419.1
Process and Frac													
Pentanes Plus	73.8	82.3	86.5	43.8	139.3	0.0	0.0	0.0	0.0	0.0	0.0	0.0	425.7
Propane	0.0	0.0	0.0	0.0	0.0	0.0	0.0	0.0	0.0	0.0	0.0	0.0	0.0
Butanes	0.0	0.0	0.0	0.0	0.0	0.0	0.0	0.0	0.0	0.0	0.0	0.0	0.0
Ethane	0.0	0.0	0.0	0.0	0.0	0.0	0.0	0.0	0.0	0.0	0.0	0.0	0.0
NGL MIX	0.0	0.0	0.0	0.0	0.0	0.0	0.0	0.0	0.0	0.0	0.0	0.0	0.0
Sulphur	0.0	0.0	0.0	0.0	0.0	0.0	0.0	0.0	0.0	0.0	0.0	0.0	0.0
Sulphur Closing Inv	0.0	0.0	0.0	0.0	0.0	0.0	0.0	0.0	0.0	0.0	0.0	0.0	0.0

Unit of Measurement: Gas and Gas equivalent products: 1000m3, Liquids: m3, Sulphur: MTS

VPR6200

Facility ID ABGP0001836

Facility Name D Energy Benton 10-18-29-3W4

Facility Licence # 3877

Facility Operator A68P

Production Month	202001	202002	202003	202004	202005	202006	202007	202008	202009	202010	202011	202012	Totals
	SHUTIN	SHUTIN	SHUTIN	SHUTIN	SHUTIN								
Receipts													
Receipts from Alberta Facilities	0.0	0.0	0.0	0.0	0.0	0.0	0.0	0.0	0.0	0.0	0.0	0.0	0.0
Receipts from Non-Alberta Facilities	0.0	0.0	0.0	0.0	0.0	0.0	0.0	0.0	0.0	0.0	0.0	0.0	0.0
Dispositions													
Disposition													
Battery	0.0	0.0	0.0	0.0	0.0	0.0	0.0	0.0	0.0	0.0	0.0	0.0	0.0
Gas Gathering System	0.0	0.0	0.0	0.0	0.0	0.0	0.0	0.0	0.0	0.0	0.0	0.0	0.0
Gas Plant	0.0	0.0	0.0	0.0	0.0	0.0	0.0	0.0	0.0	0.0	0.0	0.0	0.0
Injection Facility	0.0	0.0	0.0	0.0	0.0	0.0	0.0	0.0	0.0	0.0	0.0	0.0	0.0
Meter Station	0.0	0.0	0.0	0.0	0.0	0.0	0.0	0.0	0.0	0.0	0.0	0.0	0.0
Other	0.0	0.0	0.0	0.0	0.0	0.0	0.0	0.0	0.0	0.0	0.0	0.0	0.0
Alberta Commercial	0.0	0.0	0.0	0.0	0.0	0.0	0.0	0.0	0.0	0.0	0.0	0.0	0.0
Alberta Industrial	0.0	0.0	0.0	0.0	0.0	0.0	0.0	0.0	0.0	0.0	0.0	0.0	0.0
Alberta Residential	0.0	0.0	0.0	0.0	0.0	0.0	0.0	0.0	0.0	0.0	0.0	0.0	0.0
Alberta Elec.Generation	0.0	0.0	0.0	0.0	0.0	0.0	0.0	0.0	0.0	0.0	0.0	0.0	0.0
Shrinkage													
Acid Gas	0.0	0.0	0.0	0.0	0.0	0.0	0.0	0.0	0.0	0.0	0.0	0.0	0.0
Other products	0.0	0.0	0.0	0.0	0.0	0.0	0.0	0.0	0.0	0.0	0.0	0.0	0.0
Fuel	0.0	0.0	0.0	0.0	0.0	0.0	0.0	0.0	0.0	0.0	0.0	0.0	0.0
Flared	0.0	0.0	0.0	0.0	0.0	0.0	0.0	0.0	0.0	0.0	0.0	0.0	0.0
Vented	0.0	0.0	0.0	0.0	0.0	0.0	0.0	0.0	0.0	0.0	0.0	0.0	0.0
Diff and Other	0.0	0.0	0.0	0.0	0.0	0.0	0.0	0.0	0.0	0.0	0.0	0.0	0.0
Process and Frac													
Pentanes Plus	0.0	0.0	0.0	0.0	0.0	0.0	0.0	0.0	0.0	0.0	0.0	0.0	0.0
Propane	0.0	0.0	0.0	0.0	0.0	0.0	0.0	0.0	0.0	0.0	0.0	0.0	0.0
Butanes	0.0	0.0	0.0	0.0	0.0	0.0	0.0	0.0	0.0	0.0	0.0	0.0	0.0
Ethane	0.0	0.0	0.0	0.0	0.0	0.0	0.0	0.0	0.0	0.0	0.0	0.0	0.0
NGL MIX	0.0	0.0	0.0	0.0	0.0	0.0	0.0	0.0	0.0	0.0	0.0	0.0	0.0
Sulphur	0.0	0.0	0.0	0.0	0.0	0.0	0.0	0.0	0.0	0.0	0.0	0.0	0.0
Sulphur Closing Inv	0.0	0.0	0.0	0.0	0.0	0.0	0.0	0.0	0.0	0.0	0.0	0.0	0.0

Unit of Measurement: Gas and Gas equivalent products: 1000m3, Liquids: m3, Sulphur: MTS

VPR6200

Facility ID ABGP0001840

Facility Name penn west vista creek 15-10

Facility Licence # 26563

Facility Operator A7LX

Production Month	202001	202002	202003	202004	202005	202006	202007	202008	202009	202010	202011	202012	Totals
	SHUTIN	SHUTIN	SHUTIN	SHUTIN									
Receipts													
Receipts from Alberta Facilities	0.0	0.0	0.0	0.0	0.0	0.0	0.0	0.0	0.0	0.0	0.0	0.0	0.0
Receipts from Non-Alberta Facilities	0.0	0.0	0.0	0.0	0.0	0.0	0.0	0.0	0.0	0.0	0.0	0.0	0.0
Dispositions													
Disposition													
Battery	0.0	0.0	0.0	0.0	0.0	0.0	0.0	0.0	0.0	0.0	0.0	0.0	0.0
Gas Gathering System	0.0	0.0	0.0	0.0	0.0	0.0	0.0	0.0	0.0	0.0	0.0	0.0	0.0
Gas Plant	0.0	0.0	0.0	0.0	0.0	0.0	0.0	0.0	0.0	0.0	0.0	0.0	0.0
Injection Facility	0.0	0.0	0.0	0.0	0.0	0.0	0.0	0.0	0.0	0.0	0.0	0.0	0.0
Meter Station	0.0	0.0	0.0	0.0	0.0	0.0	0.0	0.0	0.0	0.0	0.0	0.0	0.0
Other	0.0	0.0	0.0	0.0	0.0	0.0	0.0	0.0	0.0	0.0	0.0	0.0	0.0
Alberta Commercial	0.0	0.0	0.0	0.0	0.0	0.0	0.0	0.0	0.0	0.0	0.0	0.0	0.0
Alberta Industrial	0.0	0.0	0.0	0.0	0.0	0.0	0.0	0.0	0.0	0.0	0.0	0.0	0.0
Alberta Residential	0.0	0.0	0.0	0.0	0.0	0.0	0.0	0.0	0.0	0.0	0.0	0.0	0.0
Alberta Elec.Generation	0.0	0.0	0.0	0.0	0.0	0.0	0.0	0.0	0.0	0.0	0.0	0.0	0.0
Shrinkage													
Acid Gas	0.0	0.0	0.0	0.0	0.0	0.0	0.0	0.0	0.0	0.0	0.0	0.0	0.0
Other products	0.0	0.0	0.0	0.0	0.0	0.0	0.0	0.0	0.0	0.0	0.0	0.0	0.0
Fuel	0.0	0.0	0.0	0.0	0.0	0.0	0.0	0.0	0.0	0.0	0.0	0.0	0.0
Flared	0.0	0.0	0.0	0.0	0.0	0.0	0.0	0.0	0.0	0.0	0.0	0.0	0.0
Vented	0.0	0.0	0.0	0.0	0.0	0.0	0.0	0.0	0.0	0.0	0.0	0.0	0.0
Diff and Other	0.0	0.0	0.0	0.0	0.0	0.0	0.0	0.0	0.0	0.0	0.0	0.0	0.0
Process and Frac													
Pentanes Plus	0.0	0.0	0.0	0.0	0.0	0.0	0.0	0.0	0.0	0.0	0.0	0.0	0.0
Propane	0.0	0.0	0.0	0.0	0.0	0.0	0.0	0.0	0.0	0.0	0.0	0.0	0.0
Butanes	0.0	0.0	0.0	0.0	0.0	0.0	0.0	0.0	0.0	0.0	0.0	0.0	0.0
Ethane	0.0	0.0	0.0	0.0	0.0	0.0	0.0	0.0	0.0	0.0	0.0	0.0	0.0
NGL MIX	0.0	0.0	0.0	0.0	0.0	0.0	0.0	0.0	0.0	0.0	0.0	0.0	0.0
Sulphur	0.0	0.0	0.0	0.0	0.0	0.0	0.0	0.0	0.0	0.0	0.0	0.0	0.0
Sulphur Closing Inv	0.0	0.0	0.0	0.0	0.0	0.0	0.0	0.0	0.0	0.0	0.0	0.0	0.0

Unit of Measurement: Gas and Gas equivalent products: 1000m3, Liquids: m3, Sulphur: MTS

VPR6200

Facility ID ABGP0001841

Facility Name BERLAND SWEET PLANT 14-15-59-24W5

Facility Licence # 26841

Facility Operator A573 TOURMALINE

Production Month	202001	202002	202003	202004	202005	202006	202007	202008	202009	202010	202011	202012	Totals
Receipts													
Receipts from Alberta Facilities	82,022.4	87,110.0	97,399.5	87,362.7	81,275.5	0.0	0.0	0.0	0.0	0.0	0.0	0.0	435,170.1
Receipts from Non-Alberta Facilities	0.0	0.0	0.0	0.0	0.0	0.0	0.0	0.0	0.0	0.0	0.0	0.0	0.0
Dispositions													
Disposition													
Battery	0.0	0.0	0.0	0.0	24.4	0.0	0.0	0.0	0.0	0.0	0.0	0.0	24.4
Gas Gathering System	488.2	451.1	444.4	421.5	434.3	0.0	0.0	0.0	0.0	0.0	0.0	0.0	2,239.5
Gas Plant	0.0	0.0	0.0	0.0	0.0	0.0	0.0	0.0	0.0	0.0	0.0	0.0	0.0
Injection Facility	0.0	0.0	0.0	0.0	0.0	0.0	0.0	0.0	0.0	0.0	0.0	0.0	0.0
Meter Station	81,340.5	85,354.1	95,728.2	85,693.4	79,728.7	0.0	0.0	0.0	0.0	0.0	0.0	0.0	427,844.9
Other	0.0	0.0	0.0	0.0	0.0	0.0	0.0	0.0	0.0	0.0	0.0	0.0	0.0
Alberta Commercial	0.0	0.0	0.0	0.0	0.0	0.0	0.0	0.0	0.0	0.0	0.0	0.0	0.0
Alberta Industrial	0.0	0.0	0.0	0.0	0.0	0.0	0.0	0.0	0.0	0.0	0.0	0.0	0.0
Alberta Residential	0.0	0.0	0.0	0.0	0.0	0.0	0.0	0.0	0.0	0.0	0.0	0.0	0.0
Alberta Elec.Generation	0.0	0.0	0.0	0.0	0.0	0.0	0.0	0.0	0.0	0.0	0.0	0.0	0.0
Shrinkage													
Acid Gas	0.0	0.0	0.0	0.0	0.0	0.0	0.0	0.0	0.0	0.0	0.0	0.0	0.0
Other products	1,375.3	1,476.7	1,600.6	1,519.4	1,434.3	0.0	0.0	0.0	0.0	0.0	0.0	0.0	7,406.3
Fuel	1,590.1	1,947.0	2,168.1	1,898.6	1,599.8	0.0	0.0	0.0	0.0	0.0	0.0	0.0	9,203.6
Flared	3.8	3.6	3.8	4.5	3.9	0.0	0.0	0.0	0.0	0.0	0.0	0.0	19.6
Vented	2.0	2.3	2.1	3.1	1.7	0.0	0.0	0.0	0.0	0.0	0.0	0.0	11.2
Diff and Other	-2,777.5	-2,124.8	-2,547.7	-2,177.8	-1,951.6	0.0	0.0	0.0	0.0	0.0	0.0	0.0	-11,579.4
Process and Frac													
Pentanes Plus	5,853.0	6,178.2	7,049.5	6,611.1	6,018.5	0.0	0.0	0.0	0.0	0.0	0.0	0.0	31,710.3
Propane	0.0	0.0	0.0	0.0	0.0	0.0	0.0	0.0	0.0	0.0	0.0	0.0	0.0
Butanes	0.0	0.0	0.0	0.0	0.0	0.0	0.0	0.0	0.0	0.0	0.0	0.0	0.0
Ethane	0.0	0.0	0.0	0.0	0.0	0.0	0.0	0.0	0.0	0.0	0.0	0.0	0.0
NGL MIX	713.6	864.0	621.6	661.6	823.6	0.0	0.0	0.0	0.0	0.0	0.0	0.0	3,684.4
Sulphur	0.0	0.0	0.0	0.0	0.0	0.0	0.0	0.0	0.0	0.0	0.0	0.0	0.0
Sulphur Closing Inv	0.0	0.0	0.0	0.0	0.0	0.0	0.0	0.0	0.0	0.0	0.0	0.0	0.0

Unit of Measurement: Gas and Gas equivalent products: 1000m3, Liquids: m3, Sulphur: MTS

VPR6200

Facility ID ABGP0001845

Facility Name 00/01-16-075-01W6 Kakut GP Sweet

Facility Licence # 26434

Facility Operator A6GD SINOPEC

Production Month	202001	202002	202003	202004	202005	202006	202007	202008	202009	202010	202011	202012	Totals
Receipts													
Receipts from Alberta Facilities	799.5	827.5	639.1	567.1	738.0	0.0	0.0	0.0	0.0	0.0	0.0	0.0	3,571.2
Receipts from Non-Alberta Facilities	0.0	0.0	0.0	0.0	0.0	0.0	0.0	0.0	0.0	0.0	0.0	0.0	0.0
Dispositions													
Disposition Battery	2.0	1.4	1.5	1.8	0.7	0.0	0.0	0.0	0.0	0.0	0.0	0.0	7.4
Gas Gathering System	0.0	0.0	0.0	0.0	0.0	0.0	0.0	0.0	0.0	0.0	0.0	0.0	0.0
Gas Plant	0.0	0.0	0.0	0.0	0.0	0.0	0.0	0.0	0.0	0.0	0.0	0.0	0.0
Injection Facility	0.0	0.0	0.0	0.0	0.0	0.0	0.0	0.0	0.0	0.0	0.0	0.0	0.0
Meter Station	598.8	716.2	549.6	491.9	669.5	0.0	0.0	0.0	0.0	0.0	0.0	0.0	3,026.0
Other	0.0	0.0	0.0	0.0	0.0	0.0	0.0	0.0	0.0	0.0	0.0	0.0	0.0
Alberta Commercial	0.0	0.0	0.0	0.0	0.0	0.0	0.0	0.0	0.0	0.0	0.0	0.0	0.0
Alberta Industrial	0.0	0.0	0.0	0.0	0.0	0.0	0.0	0.0	0.0	0.0	0.0	0.0	0.0
Alberta Residential	0.0	0.0	0.0	0.0	0.0	0.0	0.0	0.0	0.0	0.0	0.0	0.0	0.0
Alberta Elec.Generation	0.0	0.0	0.0	0.0	0.0	0.0	0.0	0.0	0.0	0.0	0.0	0.0	0.0
Shrinkage Acid Gas	0.0	0.0	0.0	0.0	0.0	0.0	0.0	0.0	0.0	0.0	0.0	0.0	0.0
Other products	3.1	4.5	8.5	0.8	5.1	0.0	0.0	0.0	0.0	0.0	0.0	0.0	22.0
Fuel	87.0	80.5	84.7	3.6	67.6	0.0	0.0	0.0	0.0	0.0	0.0	0.0	323.4
Flared	3.4	1.4	1.5	1.4	1.5	0.0	0.0	0.0	0.0	0.0	0.0	0.0	9.2
Vented	3.7	3.5	3.7	69.3	3.7	0.0	0.0	0.0	0.0	0.0	0.0	0.0	83.9
Diff and Other	101.5	20.0	-10.4	-1.7	-10.1	0.0	0.0	0.0	0.0	0.0	0.0	0.0	99.3
Process and Frac													
Pentanes Plus	14.9	21.6	41.1	3.7	24.8	0.0	0.0	0.0	0.0	0.0	0.0	0.0	106.1
Propane	0.0	0.0	0.0	0.0	0.0	0.0	0.0	0.0	0.0	0.0	0.0	0.0	0.0
Butanes	0.0	0.0	0.0	0.0	0.0	0.0	0.0	0.0	0.0	0.0	0.0	0.0	0.0
Ethane	0.0	0.0	0.0	0.0	0.0	0.0	0.0	0.0	0.0	0.0	0.0	0.0	0.0
NGL MIX	0.0	0.0	0.0	0.0	0.0	0.0	0.0	0.0	0.0	0.0	0.0	0.0	0.0
Sulphur	0.0	0.0	0.0	0.0	0.0	0.0	0.0	0.0	0.0	0.0	0.0	0.0	0.0
Sulphur Closing Inv	0.0	0.0	0.0	0.0	0.0	0.0	0.0	0.0	0.0	0.0	0.0	0.0	0.0

Unit of Measurement: Gas and Gas equivalent products: 1000m3, Liquids: m3, Sulphur: MTS

VPR6200

Facility ID ABGP0001849

Facility Name ROCHESTER 11-9-62-24w4

Facility Licence # 13819

Facility Operator OHE9 CNRL

Production Month	202001	202002	202003	202004	202005	202006	202007	202008	202009	202010	202011	202012	Totals
Receipts													
Receipts from Alberta Facilities	539.1	524.0	557.4	526.3	558.2	0.0	0.0	0.0	0.0	0.0	0.0	0.0	2,705.0
Receipts from Non-Alberta Facilities	0.0	0.0	0.0	0.0	0.0	0.0	0.0	0.0	0.0	0.0	0.0	0.0	0.0
Dispositions													
Disposition													
Battery	0.0	0.0	0.0	0.0	0.0	0.0	0.0	0.0	0.0	0.0	0.0	0.0	0.0
Gas Gathering System	0.0	0.0	0.0	0.0	0.0	0.0	0.0	0.0	0.0	0.0	0.0	0.0	0.0
Gas Plant	0.0	0.0	0.0	0.0	0.0	0.0	0.0	0.0	0.0	0.0	0.0	0.0	0.0
Injection Facility	0.0	0.0	0.0	0.0	0.0	0.0	0.0	0.0	0.0	0.0	0.0	0.0	0.0
Meter Station	486.9	479.5	509.2	479.3	512.6	0.0	0.0	0.0	0.0	0.0	0.0	0.0	2,467.5
Other	0.0	0.0	0.0	0.0	0.0	0.0	0.0	0.0	0.0	0.0	0.0	0.0	0.0
Alberta Commercial	0.0	0.0	0.0	0.0	0.0	0.0	0.0	0.0	0.0	0.0	0.0	0.0	0.0
Alberta Industrial	0.0	0.0	0.0	0.0	0.0	0.0	0.0	0.0	0.0	0.0	0.0	0.0	0.0
Alberta Residential	0.0	0.0	0.0	0.0	0.0	0.0	0.0	0.0	0.0	0.0	0.0	0.0	0.0
Alberta Elec.Generation	0.0	0.0	0.0	0.0	0.0	0.0	0.0	0.0	0.0	0.0	0.0	0.0	0.0
Shrinkage													
Acid Gas	0.0	0.0	0.0	0.0	0.0	0.0	0.0	0.0	0.0	0.0	0.0	0.0	0.0
Other products	1.5	1.3	1.7	1.4	1.2	0.0	0.0	0.0	0.0	0.0	0.0	0.0	7.1
Fuel	46.0	43.1	46.5	43.7	42.6	0.0	0.0	0.0	0.0	0.0	0.0	0.0	221.9
Flared	0.0	0.0	0.0	0.0	0.0	0.0	0.0	0.0	0.0	0.0	0.0	0.0	0.0
Vented	0.4	0.3	0.2	0.4	1.9	0.0	0.0	0.0	0.0	0.0	0.0	0.0	3.2
Diff and Other	4.3	-0.2	-0.2	1.5	-0.1	0.0	0.0	0.0	0.0	0.0	0.0	0.0	5.3
Process and Frac													
Pentanes Plus	7.2	6.4	8.1	6.7	5.9	0.0	0.0	0.0	0.0	0.0	0.0	0.0	34.3
Propane	0.0	0.0	0.0	0.0	0.0	0.0	0.0	0.0	0.0	0.0	0.0	0.0	0.0
Butanes	0.0	0.0	0.0	0.0	0.0	0.0	0.0	0.0	0.0	0.0	0.0	0.0	0.0
Ethane	0.0	0.0	0.0	0.0	0.0	0.0	0.0	0.0	0.0	0.0	0.0	0.0	0.0
NGL MIX	0.0	0.0	0.0	0.0	0.0	0.0	0.0	0.0	0.0	0.0	0.0	0.0	0.0
Sulphur	0.0	0.0	0.0	0.0	0.0	0.0	0.0	0.0	0.0	0.0	0.0	0.0	0.0
Sulphur Closing Inv	0.0	0.0	0.0	0.0	0.0	0.0	0.0	0.0	0.0	0.0	0.0	0.0	0.0

Unit of Measurement: Gas and Gas equivalent products: 1000m3, Liquids: m3, Sulphur: MTS

VPR6200

Facility ID ABGP0001853
Facility Licence # 13524

Facility Name BIGSTONE PLANT 100/14-28-059-22W5 GP
Facility Operator 0039 ROGCI

Production Month	202001	202002	202003	202004	202005	202006	202007	202008	202009	202010	202011	202012	Totals
Receipts													
Receipts from Alberta Facilities	34,783.5	36,122.3	38,742.5	34,928.7	34,974.1	0.0	0.0	0.0	0.0	0.0	0.0	0.0	179,551.1
Receipts from Non-Alberta Facilities	0.0	0.0	0.0	0.0	0.0	0.0	0.0	0.0	0.0	0.0	0.0	0.0	0.0
Dispositions													
Disposition													
Battery	0.0	0.0	0.0	0.0	0.0	0.0	0.0	0.0	0.0	0.0	0.0	0.0	0.0
Gas Gathering System	2,141.5	2,153.1	1,953.8	1,907.1	2,397.6	0.0	0.0	0.0	0.0	0.0	0.0	0.0	10,553.1
Gas Plant	18,040.1	18,260.0	19,701.0	18,529.0	18,131.5	0.0	0.0	0.0	0.0	0.0	0.0	0.0	92,661.6
Injection Facility	0.0	0.0	0.0	0.0	0.0	0.0	0.0	0.0	0.0	0.0	0.0	0.0	0.0
Meter Station	11,684.0	12,801.1	13,789.6	11,167.2	10,998.9	0.0	0.0	0.0	0.0	0.0	0.0	0.0	60,440.8
Other	0.0	0.0	0.0	0.0	0.0	0.0	0.0	0.0	0.0	0.0	0.0	0.0	0.0
Alberta Commercial	0.0	0.0	0.0	0.0	0.0	0.0	0.0	0.0	0.0	0.0	0.0	0.0	0.0
Alberta Industrial	0.0	0.0	0.0	0.0	0.0	0.0	0.0	0.0	0.0	0.0	0.0	0.0	0.0
Alberta Residential	0.0	0.0	0.0	0.0	0.0	0.0	0.0	0.0	0.0	0.0	0.0	0.0	0.0
Alberta Elec.Generation	0.0	0.0	0.0	0.0	0.0	0.0	0.0	0.0	0.0	0.0	0.0	0.0	0.0
Shrinkage													
Acid Gas	0.0	0.0	0.0	0.0	0.0	0.0	0.0	0.0	0.0	0.0	0.0	0.0	0.0
Other products	1,163.2	1,152.3	1,278.9	1,195.3	1,157.0	0.0	0.0	0.0	0.0	0.0	0.0	0.0	5,946.7
Fuel	1,868.4	1,867.7	2,015.8	1,937.6	1,958.4	0.0	0.0	0.0	0.0	0.0	0.0	0.0	9,647.9
Flared	11.8	13.0	14.3	15.1	16.6	0.0	0.0	0.0	0.0	0.0	0.0	0.0	70.8
Vented	5.4	4.4	4.6	4.6	5.6	0.0	0.0	0.0	0.0	0.0	0.0	0.0	24.6
Diff and Other	-130.9	-129.3	-15.5	172.8	308.5	0.0	0.0	0.0	0.0	0.0	0.0	0.0	205.6
Process and Frac													
Pentanes Plus	93.6	85.9	114.3	120.4	160.4	0.0	0.0	0.0	0.0	0.0	0.0	0.0	574.6
Propane	0.0	0.0	0.0	0.0	0.0	0.0	0.0	0.0	0.0	0.0	0.0	0.0	0.0
Butanes	0.0	0.0	0.0	0.0	0.0	0.0	0.0	0.0	0.0	0.0	0.0	0.0	0.0
Ethane	0.0	0.0	0.0	0.0	0.0	0.0	0.0	0.0	0.0	0.0	0.0	0.0	0.0
NGL MIX	4,932.5	4,954.4	5,336.9	5,028.7	4,834.6	0.0	0.0	0.0	0.0	0.0	0.0	0.0	25,087.1
Sulphur	0.0	0.0	0.0	0.0	0.0	0.0	0.0	0.0	0.0	0.0	0.0	0.0	0.0
Sulphur Closing Inv	0.0	0.0	0.0	0.0	0.0	0.0	0.0	0.0	0.0	0.0	0.0	0.0	0.0

Unit of Measurement: Gas and Gas equivalent products: 1000m3, Liquids: m3, Sulphur: MTS

VPR6200

Facility ID ABGP0001854

Facility Name TRILOGY TWO CREEK

Facility Licence # 14005

Facility Operator OAW4 PARA

Production Month	202001	202002	202003	202004	202005	202006	202007	202008	202009	202010	202011	202012	Totals
Receipts													
Receipts from Alberta Facilities	5,399.7	5,564.9	5,662.8	5,081.4	4,297.7	0.0	0.0	0.0	0.0	0.0	0.0	0.0	26,006.5
Receipts from Non-Alberta Facilities	0.0	0.0	0.0	0.0	0.0	0.0	0.0	0.0	0.0	0.0	0.0	0.0	0.0
Dispositions													
Disposition													
Battery	0.0	0.0	0.0	0.0	0.0	0.0	0.0	0.0	0.0	0.0	0.0	0.0	0.0
Gas Gathering System	0.0	0.0	0.0	0.0	0.0	0.0	0.0	0.0	0.0	0.0	0.0	0.0	0.0
Gas Plant	0.0	0.0	0.0	0.0	0.0	0.0	0.0	0.0	0.0	0.0	0.0	0.0	0.0
Injection Facility	0.0	0.0	0.0	0.0	0.0	0.0	0.0	0.0	0.0	0.0	0.0	0.0	0.0
Meter Station	4,906.2	5,152.3	5,274.9	4,727.9	4,099.3	0.0	0.0	0.0	0.0	0.0	0.0	0.0	24,160.6
Other	0.0	0.0	0.0	0.0	0.0	0.0	0.0	0.0	0.0	0.0	0.0	0.0	0.0
Alberta Commercial	0.0	0.0	0.0	0.0	0.0	0.0	0.0	0.0	0.0	0.0	0.0	0.0	0.0
Alberta Industrial	0.0	0.0	0.0	0.0	0.0	0.0	0.0	0.0	0.0	0.0	0.0	0.0	0.0
Alberta Residential	0.0	0.0	0.0	0.0	0.0	0.0	0.0	0.0	0.0	0.0	0.0	0.0	0.0
Alberta Elec.Generation	0.0	0.0	0.0	0.0	0.0	0.0	0.0	0.0	0.0	0.0	0.0	0.0	0.0
Shrinkage													
Acid Gas	0.0	0.0	0.0	0.0	0.0	0.0	0.0	0.0	0.0	0.0	0.0	0.0	0.0
Other products	142.5	136.0	132.7	117.6	80.8	0.0	0.0	0.0	0.0	0.0	0.0	0.0	609.6
Fuel	362.5	345.6	333.7	299.3	235.8	0.0	0.0	0.0	0.0	0.0	0.0	0.0	1,576.9
Flared	0.4	1.3	2.3	0.9	4.6	0.0	0.0	0.0	0.0	0.0	0.0	0.0	9.5
Vented	0.4	0.4	0.6	0.6	4.7	0.0	0.0	0.0	0.0	0.0	0.0	0.0	6.7
Diff and Other	-12.3	-70.7	-81.4	-64.9	-127.5	0.0	0.0	0.0	0.0	0.0	0.0	0.0	-356.8
Process and Frac													
Pentanes Plus	64.8	72.4	107.3	59.4	70.8	0.0	0.0	0.0	0.0	0.0	0.0	0.0	374.7
Propane	0.0	0.0	0.0	0.0	0.0	0.0	0.0	0.0	0.0	0.0	0.0	0.0	0.0
Butanes	0.0	0.0	0.0	0.0	0.0	0.0	0.0	0.0	0.0	0.0	0.0	0.0	0.0
Ethane	0.0	0.0	0.0	0.0	0.0	0.0	0.0	0.0	0.0	0.0	0.0	0.0	0.0
NGL MIX	549.1	515.2	471.1	449.4	282.0	0.0	0.0	0.0	0.0	0.0	0.0	0.0	2,266.8
Sulphur	0.0	0.0	0.0	0.0	0.0	0.0	0.0	0.0	0.0	0.0	0.0	0.0	0.0
Sulphur Closing Inv	0.0	0.0	0.0	0.0	0.0	0.0	0.0	0.0	0.0	0.0	0.0	0.0	0.0

Unit of Measurement: Gas and Gas equivalent products: 1000m3, Liquids: m3, Sulphur: MTS

VPR6200

Facility ID ABGP0001857

Facility Name RENAISSANCE BLOOD NORTH 16-35

Facility Licence # 20978

Facility Operator A5TT TAC

Production Month	202001	202002	202003	202004	202005	202006	202007	202008	202009	202010	202011	202012	Totals
Receipts													
Receipts from Alberta Facilities	915.6	917.5	961.5	915.4	933.8	0.0	0.0	0.0	0.0	0.0	0.0	0.0	4,643.8
Receipts from Non-Alberta Facilities	0.0	0.0	0.0	0.0	0.0	0.0	0.0	0.0	0.0	0.0	0.0	0.0	0.0
Dispositions													
Disposition													
Battery	0.0	0.0	0.0	0.0	0.0	0.0	0.0	0.0	0.0	0.0	0.0	0.0	0.0
Gas Gathering System	0.0	0.0	0.0	0.0	0.0	0.0	0.0	0.0	0.0	0.0	0.0	0.0	0.0
Gas Plant	0.0	0.0	0.0	0.0	0.0	0.0	0.0	0.0	0.0	0.0	0.0	0.0	0.0
Injection Facility	0.0	0.0	0.0	0.0	0.0	0.0	0.0	0.0	0.0	0.0	0.0	0.0	0.0
Meter Station	753.9	761.4	794.9	750.3	775.8	0.0	0.0	0.0	0.0	0.0	0.0	0.0	3,836.3
Other	0.0	0.0	0.0	0.0	0.0	0.0	0.0	0.0	0.0	0.0	0.0	0.0	0.0
Alberta Commercial	0.0	0.0	0.0	0.0	0.0	0.0	0.0	0.0	0.0	0.0	0.0	0.0	0.0
Alberta Industrial	0.0	0.0	0.0	0.0	0.0	0.0	0.0	0.0	0.0	0.0	0.0	0.0	0.0
Alberta Residential	0.0	0.0	0.0	0.0	0.0	0.0	0.0	0.0	0.0	0.0	0.0	0.0	0.0
Alberta Elec.Generation	0.0	0.0	0.0	0.0	0.0	0.0	0.0	0.0	0.0	0.0	0.0	0.0	0.0
Shrinkage													
Acid Gas	0.0	0.0	0.0	0.0	0.0	0.0	0.0	0.0	0.0	0.0	0.0	0.0	0.0
Other products	2.2	4.2	3.1	3.1	0.6	0.0	0.0	0.0	0.0	0.0	0.0	0.0	13.2
Fuel	112.7	106.6	112.9	108.8	106.0	0.0	0.0	0.0	0.0	0.0	0.0	0.0	547.0
Flared	0.0	0.0	0.0	0.0	0.0	0.0	0.0	0.0	0.0	0.0	0.0	0.0	0.0
Vented	5.9	2.2	2.1	2.0	1.9	0.0	0.0	0.0	0.0	0.0	0.0	0.0	14.1
Diff and Other	40.9	43.1	48.5	51.2	49.5	0.0	0.0	0.0	0.0	0.0	0.0	0.0	233.2
Process and Frac													
Pentanes Plus	10.7	20.4	14.8	15.1	2.8	0.0	0.0	0.0	0.0	0.0	0.0	0.0	63.8
Propane	0.0	0.0	0.0	0.0	0.0	0.0	0.0	0.0	0.0	0.0	0.0	0.0	0.0
Butanes	0.0	0.0	0.0	0.0	0.0	0.0	0.0	0.0	0.0	0.0	0.0	0.0	0.0
Ethane	0.0	0.0	0.0	0.0	0.0	0.0	0.0	0.0	0.0	0.0	0.0	0.0	0.0
NGL MIX	0.0	0.0	0.0	0.0	0.0	0.0	0.0	0.0	0.0	0.0	0.0	0.0	0.0
Sulphur	0.0	0.0	0.0	0.0	0.0	0.0	0.0	0.0	0.0	0.0	0.0	0.0	0.0
Sulphur Closing Inv	0.0	0.0	0.0	0.0	0.0	0.0	0.0	0.0	0.0	0.0	0.0	0.0	0.0

Unit of Measurement: Gas and Gas equivalent products: 1000m3, Liquids: m3, Sulphur: MTS

VPR6200

Facility ID ABGP0001858

Facility Name WILDRIVER 10-20-56-23W5 GP

Facility Licence # 13131

Facility Operator 0039 ROGCI

Production Month	202001	202002	202003	202004	202005	202006	202007	202008	202009	202010	202011	202012	Totals
Receipts													
Receipts from Alberta Facilities	60,852.8	57,760.0	60,443.0	58,046.5	58,483.3	0.0	0.0	0.0	0.0	0.0	0.0	0.0	295,585.6
Receipts from Non-Alberta Facilities	0.0	0.0	0.0	0.0	0.0	0.0	0.0	0.0	0.0	0.0	0.0	0.0	0.0
Dispositions													
Disposition													
Battery	0.0	0.0	0.0	0.0	0.0	0.0	0.0	0.0	0.0	0.0	0.0	0.0	0.0
Gas Gathering System	0.0	0.0	0.0	0.0	0.0	0.0	0.0	0.0	0.0	0.0	0.0	0.0	0.0
Gas Plant	45,700.4	55,448.8	56,198.8	49,154.0	44,113.9	0.0	0.0	0.0	0.0	0.0	0.0	0.0	250,615.9
Injection Facility	0.0	0.0	0.0	0.0	0.0	0.0	0.0	0.0	0.0	0.0	0.0	0.0	0.0
Meter Station	13,549.9	476.5	2,614.9	6,900.2	12,422.6	0.0	0.0	0.0	0.0	0.0	0.0	0.0	35,964.1
Other	0.0	0.0	0.0	0.0	0.0	0.0	0.0	0.0	0.0	0.0	0.0	0.0	0.0
Alberta Commercial	0.0	0.0	0.0	0.0	0.0	0.0	0.0	0.0	0.0	0.0	0.0	0.0	0.0
Alberta Industrial	0.0	0.0	0.0	0.0	0.0	0.0	0.0	0.0	0.0	0.0	0.0	0.0	0.0
Alberta Residential	0.0	0.0	0.0	0.0	0.0	0.0	0.0	0.0	0.0	0.0	0.0	0.0	0.0
Alberta Elec.Generation	0.0	0.0	0.0	0.0	0.0	0.0	0.0	0.0	0.0	0.0	0.0	0.0	0.0
Shrinkage													
Acid Gas	0.0	0.0	0.0	0.0	0.0	0.0	0.0	0.0	0.0	0.0	0.0	0.0	0.0
Other products	809.3	697.1	739.3	701.3	677.2	0.0	0.0	0.0	0.0	0.0	0.0	0.0	3,624.2
Fuel	1,799.3	1,716.5	1,831.0	1,733.7	1,792.9	0.0	0.0	0.0	0.0	0.0	0.0	0.0	8,873.4
Flared	152.9	100.0	122.9	136.8	156.7	0.0	0.0	0.0	0.0	0.0	0.0	0.0	669.3
Vented	6.2	5.8	6.4	6.0	6.3	0.0	0.0	0.0	0.0	0.0	0.0	0.0	30.7
Diff and Other	-1,165.2	-684.7	-1,070.3	-585.5	-686.3	0.0	0.0	0.0	0.0	0.0	0.0	0.0	-4,192.0
Process and Frac													
Pentanes Plus	55.0	26.0	19.7	7.1	19.5	0.0	0.0	0.0	0.0	0.0	0.0	0.0	127.3
Propane	0.0	0.0	0.0	0.0	0.0	0.0	0.0	0.0	0.0	0.0	0.0	0.0	0.0
Butanes	0.0	0.0	0.0	0.0	0.0	0.0	0.0	0.0	0.0	0.0	0.0	0.0	0.0
Ethane	0.0	0.0	0.0	0.0	0.0	0.0	0.0	0.0	0.0	0.0	0.0	0.0	0.0
NGL MIX	3,609.9	3,210.1	3,299.9	3,188.7	3,048.2	0.0	0.0	0.0	0.0	0.0	0.0	0.0	16,356.8
Sulphur	0.0	0.0	0.0	0.0	0.0	0.0	0.0	0.0	0.0	0.0	0.0	0.0	0.0
Sulphur Closing Inv	0.0	0.0	0.0	0.0	0.0	0.0	0.0	0.0	0.0	0.0	0.0	0.0	0.0

Unit of Measurement: Gas and Gas equivalent products: 1000m3, Liquids: m3, Sulphur: MTS

VPR6200

Facility ID ABGP0001859
Facility Licence # 6099

Facility Name HILLSDOWN 13-4-37-25w4
Facility Operator OHE9 CNRL

Production Month	202001	202002	202003	202004	202005	202006	202007	202008	202009	202010	202011	202012	Totals
Receipts													
Receipts from Alberta Facilities	4,002.2	3,949.6	4,069.2	3,758.9	3,690.3	0.0	0.0	0.0	0.0	0.0	0.0	0.0	19,470.2
Receipts from Non-Alberta Facilities	0.0	0.0	0.0	0.0	0.0	0.0	0.0	0.0	0.0	0.0	0.0	0.0	0.0
Dispositions													
Disposition													
Battery	0.0	0.0	0.0	0.0	0.0	0.0	0.0	0.0	0.0	0.0	0.0	0.0	0.0
Gas Gathering System	0.0	0.0	0.0	0.0	0.0	0.0	0.0	0.0	0.0	0.0	0.0	0.0	0.0
Gas Plant	0.0	0.0	0.0	0.0	0.0	0.0	0.0	0.0	0.0	0.0	0.0	0.0	0.0
Injection Facility	0.0	0.0	0.0	0.0	0.0	0.0	0.0	0.0	0.0	0.0	0.0	0.0	0.0
Meter Station	3,706.6	3,703.9	3,860.9	3,559.0	3,519.6	0.0	0.0	0.0	0.0	0.0	0.0	0.0	18,350.0
Other	0.0	0.0	0.0	0.0	0.0	0.0	0.0	0.0	0.0	0.0	0.0	0.0	0.0
Alberta Commercial	0.0	0.0	0.0	0.0	0.0	0.0	0.0	0.0	0.0	0.0	0.0	0.0	0.0
Alberta Industrial	0.0	0.0	0.0	0.0	0.0	0.0	0.0	0.0	0.0	0.0	0.0	0.0	0.0
Alberta Residential	0.0	0.0	0.0	0.0	0.0	0.0	0.0	0.0	0.0	0.0	0.0	0.0	0.0
Alberta Elec.Generation	0.0	0.0	0.0	0.0	0.0	0.0	0.0	0.0	0.0	0.0	0.0	0.0	0.0
Shrinkage													
Acid Gas	0.0	0.0	0.0	0.0	0.0	0.0	0.0	0.0	0.0	0.0	0.0	0.0	0.0
Other products	63.1	68.9	73.7	73.0	72.6	0.0	0.0	0.0	0.0	0.0	0.0	0.0	351.3
Fuel	203.3	192.5	201.5	197.9	203.4	0.0	0.0	0.0	0.0	0.0	0.0	0.0	998.6
Flared	15.3	9.0	11.8	7.2	6.5	0.0	0.0	0.0	0.0	0.0	0.0	0.0	49.8
Vented	0.0	0.0	0.0	1.6	1.6	0.0	0.0	0.0	0.0	0.0	0.0	0.0	3.2
Diff and Other	13.9	-24.7	-78.7	-79.8	-113.4	0.0	0.0	0.0	0.0	0.0	0.0	0.0	-282.7
Process and Frac													
Pentanes Plus	3.6	12.4	11.7	9.3	13.5	0.0	0.0	0.0	0.0	0.0	0.0	0.0	50.5
Propane	0.0	0.0	0.0	0.0	0.0	0.0	0.0	0.0	0.0	0.0	0.0	0.0	0.0
Butanes	0.0	0.0	0.0	0.0	0.0	0.0	0.0	0.0	0.0	0.0	0.0	0.0	0.0
Ethane	0.0	0.0	0.0	0.0	0.0	0.0	0.0	0.0	0.0	0.0	0.0	0.0	0.0
NGL MIX	270.9	289.7	313.8	314.0	309.1	0.0	0.0	0.0	0.0	0.0	0.0	0.0	1,497.5
Sulphur	0.0	0.0	0.0	0.0	0.0	0.0	0.0	0.0	0.0	0.0	0.0	0.0	0.0
Sulphur Closing Inv	0.0	0.0	0.0	0.0	0.0	0.0	0.0	0.0	0.0	0.0	0.0	0.0	0.0

Unit of Measurement: Gas and Gas equivalent products: 1000m3, Liquids: m3, Sulphur: MTS

VPR6200

Facility ID ABGP0001862

Facility Name PETRO-CAN BEZANSON

Facility Licence # 15077

Facility Operator A12R

Production Month	202001	202002	202003	202004	202005	202006	202007	202008	202009	202010	202011	202012	Totals
SHUTIN													
Receipts													
Receipts from Alberta Facilities	0.0	0.0	0.0	0.0	0.0	0.0	0.0	0.0	0.0	0.0	0.0	0.0	0.0
Receipts from Non-Alberta Facilities	0.0	0.0	0.0	0.0	0.0	0.0	0.0	0.0	0.0	0.0	0.0	0.0	0.0
Dispositions													
Disposition													
Battery	0.0	0.0	0.0	0.0	0.0	0.0	0.0	0.0	0.0	0.0	0.0	0.0	0.0
Gas Gathering System	0.0	0.0	0.0	0.0	0.0	0.0	0.0	0.0	0.0	0.0	0.0	0.0	0.0
Gas Plant	0.0	0.0	0.0	0.0	0.0	0.0	0.0	0.0	0.0	0.0	0.0	0.0	0.0
Injection Facility	0.0	0.0	0.0	0.0	0.0	0.0	0.0	0.0	0.0	0.0	0.0	0.0	0.0
Meter Station	0.0	0.0	0.0	0.0	0.0	0.0	0.0	0.0	0.0	0.0	0.0	0.0	0.0
Other	0.0	0.0	0.0	0.0	0.0	0.0	0.0	0.0	0.0	0.0	0.0	0.0	0.0
Alberta Commercial	0.0	0.0	0.0	0.0	0.0	0.0	0.0	0.0	0.0	0.0	0.0	0.0	0.0
Alberta Industrial	0.0	0.0	0.0	0.0	0.0	0.0	0.0	0.0	0.0	0.0	0.0	0.0	0.0
Alberta Residential	0.0	0.0	0.0	0.0	0.0	0.0	0.0	0.0	0.0	0.0	0.0	0.0	0.0
Alberta Elec.Generation	0.0	0.0	0.0	0.0	0.0	0.0	0.0	0.0	0.0	0.0	0.0	0.0	0.0
Shrinkage													
Acid Gas	0.0	0.0	0.0	0.0	0.0	0.0	0.0	0.0	0.0	0.0	0.0	0.0	0.0
Other products	0.0	0.0	0.0	0.0	0.0	0.0	0.0	0.0	0.0	0.0	0.0	0.0	0.0
Fuel	0.0	0.0	0.0	0.0	0.0	0.0	0.0	0.0	0.0	0.0	0.0	0.0	0.0
Flared	0.0	0.0	0.0	0.0	0.0	0.0	0.0	0.0	0.0	0.0	0.0	0.0	0.0
Vented	0.0	0.0	0.0	0.0	0.0	0.0	0.0	0.0	0.0	0.0	0.0	0.0	0.0
Diff and Other	0.0	0.0	0.0	0.0	0.0	0.0	0.0	0.0	0.0	0.0	0.0	0.0	0.0
Process and Frac													
Pentanes Plus	0.0	0.0	0.0	0.0	0.0	0.0	0.0	0.0	0.0	0.0	0.0	0.0	0.0
Propane	0.0	0.0	0.0	0.0	0.0	0.0	0.0	0.0	0.0	0.0	0.0	0.0	0.0
Butanes	0.0	0.0	0.0	0.0	0.0	0.0	0.0	0.0	0.0	0.0	0.0	0.0	0.0
Ethane	0.0	0.0	0.0	0.0	0.0	0.0	0.0	0.0	0.0	0.0	0.0	0.0	0.0
NGL MIX	0.0	0.0	0.0	0.0	0.0	0.0	0.0	0.0	0.0	0.0	0.0	0.0	0.0
Sulphur	0.0	0.0	0.0	0.0	0.0	0.0	0.0	0.0	0.0	0.0	0.0	0.0	0.0
Sulphur Closing Inv	0.0	0.0	0.0	0.0	0.0	0.0	0.0	0.0	0.0	0.0	0.0	0.0	0.0

Unit of Measurement: Gas and Gas equivalent products: 1000m3, Liquids: m3, Sulphur: MTS

VPR6200

Facility ID ABGP0001864
Facility Licence # 3368

Facility Name PANCDN CAVALIER
Facility Operator A7AG LYNX ENERGY

Production Month	202001	202002	202003	202004	202005	202006	202007	202008	202009	202010	202011	202012	Totals
Receipts													
Receipts from Alberta Facilities	6,219.0	6,466.9	6,973.4	6,547.1	6,791.2	0.0	0.0	0.0	0.0	0.0	0.0	0.0	32,997.6
Receipts from Non-Alberta Facilities	0.0	0.0	0.0	0.0	0.0	0.0	0.0	0.0	0.0	0.0	0.0	0.0	0.0
Dispositions													
Disposition													
Battery	0.0	0.0	0.0	0.0	0.0	0.0	0.0	0.0	0.0	0.0	0.0	0.0	0.0
Gas Gathering System	0.0	0.0	0.0	0.0	0.0	0.0	0.0	0.0	0.0	0.0	0.0	0.0	0.0
Gas Plant	0.0	0.0	0.0	0.0	0.0	0.0	0.0	0.0	0.0	0.0	0.0	0.0	0.0
Injection Facility	0.0	0.0	0.0	0.0	0.0	0.0	0.0	0.0	0.0	0.0	0.0	0.0	0.0
Meter Station	1.2	45.7	6.2	198.7	171.5	0.0	0.0	0.0	0.0	0.0	0.0	0.0	423.3
Other	0.0	0.0	0.0	0.0	0.0	0.0	0.0	0.0	0.0	0.0	0.0	0.0	0.0
Alberta Commercial	0.0	0.0	0.0	0.0	0.0	0.0	0.0	0.0	0.0	0.0	0.0	0.0	0.0
Alberta Industrial	0.0	0.0	0.0	0.0	0.0	0.0	0.0	0.0	0.0	0.0	0.0	0.0	0.0
Alberta Residential	0.0	0.0	0.0	0.0	0.0	0.0	0.0	0.0	0.0	0.0	0.0	0.0	0.0
Alberta Elec.Generation	6,054.7	6,281.3	6,808.7	6,295.4	6,524.1	0.0	0.0	0.0	0.0	0.0	0.0	0.0	31,964.2
Shrinkage													
Acid Gas	0.0	0.0	0.0	0.0	0.0	0.0	0.0	0.0	0.0	0.0	0.0	0.0	0.0
Other products	5.9	11.1	10.3	7.7	7.5	0.0	0.0	0.0	0.0	0.0	0.0	0.0	42.5
Fuel	265.8	243.3	259.8	248.1	248.5	0.0	0.0	0.0	0.0	0.0	0.0	0.0	1,265.5
Flared	0.0	3.0	0.1	0.0	2.0	0.0	0.0	0.0	0.0	0.0	0.0	0.0	5.1
Vented	0.0	0.0	0.0	0.0	0.0	0.0	0.0	0.0	0.0	0.0	0.0	0.0	0.0
Diff and Other	-108.6	-117.5	-111.7	-202.8	-162.4	0.0	0.0	0.0	0.0	0.0	0.0	0.0	-703.0
Process and Frac													
Pentanes Plus	0.0	6.6	0.8	0.0	0.0	0.0	0.0	0.0	0.0	0.0	0.0	0.0	7.4
Propane	0.0	0.0	0.0	0.0	0.0	0.0	0.0	0.0	0.0	0.0	0.0	0.0	0.0
Butanes	0.0	0.0	0.0	0.0	0.0	0.0	0.0	0.0	0.0	0.0	0.0	0.0	0.0
Ethane	0.0	0.0	0.0	0.0	0.0	0.0	0.0	0.0	0.0	0.0	0.0	0.0	0.0
NGL MIX	27.0	45.6	47.1	36.4	35.3	0.0	0.0	0.0	0.0	0.0	0.0	0.0	191.4
Sulphur	0.0	0.0	0.0	0.0	0.0	0.0	0.0	0.0	0.0	0.0	0.0	0.0	0.0
Sulphur Closing Inv	0.0	0.0	0.0	0.0	0.0	0.0	0.0	0.0	0.0	0.0	0.0	0.0	0.0

Unit of Measurement: Gas and Gas equivalent products: 1000m3, Liquids: m3, Sulphur: MTS

VPR6200

Facility ID ABGP0001868

Facility Name KAISER NEGUS

Facility Licence # 13679

Facility Operator OCT7 DELPHI

Production Month	202001	202002	202003	202004	202005	202006	202007	202008	202009	202010	202011	202012	Totals
Receipts													
Receipts from Alberta Facilities	2,877.9	2,917.9	2,917.2	2,103.7	1,241.4	0.0	0.0	0.0	0.0	0.0	0.0	0.0	12,058.1
Receipts from Non-Alberta Facilities	0.0	0.0	0.0	0.0	0.0	0.0	0.0	0.0	0.0	0.0	0.0	0.0	0.0
Dispositions													
Disposition													
Battery	0.0	0.0	0.0	0.0	0.0	0.0	0.0	0.0	0.0	0.0	0.0	0.0	0.0
Gas Gathering System	0.0	0.0	0.0	0.0	0.0	0.0	0.0	0.0	0.0	0.0	0.0	0.0	0.0
Gas Plant	0.0	0.0	0.0	0.0	0.0	0.0	0.0	0.0	0.0	0.0	0.0	0.0	0.0
Injection Facility	0.0	0.0	0.0	0.0	0.0	0.0	0.0	0.0	0.0	0.0	0.0	0.0	0.0
Meter Station	2,572.7	2,617.1	2,613.4	1,876.2	1,108.1	0.0	0.0	0.0	0.0	0.0	0.0	0.0	10,787.5
Other	0.0	0.0	0.0	0.0	0.0	0.0	0.0	0.0	0.0	0.0	0.0	0.0	0.0
Alberta Commercial	0.0	0.0	0.0	0.0	0.0	0.0	0.0	0.0	0.0	0.0	0.0	0.0	0.0
Alberta Industrial	0.0	0.0	0.0	0.0	0.0	0.0	0.0	0.0	0.0	0.0	0.0	0.0	0.0
Alberta Residential	0.0	0.0	0.0	0.0	0.0	0.0	0.0	0.0	0.0	0.0	0.0	0.0	0.0
Alberta Elec.Generation	0.0	0.0	0.0	0.0	0.0	0.0	0.0	0.0	0.0	0.0	0.0	0.0	0.0
Shrinkage													
Acid Gas	0.0	0.0	0.0	0.0	0.0	0.0	0.0	0.0	0.0	0.0	0.0	0.0	0.0
Other products	55.3	41.9	42.1	35.9	10.1	0.0	0.0	0.0	0.0	0.0	0.0	0.0	185.3
Fuel	153.9	143.5	157.3	186.7	151.2	0.0	0.0	0.0	0.0	0.0	0.0	0.0	792.6
Flared	0.0	0.0	0.0	0.0	0.0	0.0	0.0	0.0	0.0	0.0	0.0	0.0	0.0
Vented	0.0	0.0	0.0	0.0	0.0	0.0	0.0	0.0	0.0	0.0	0.0	0.0	0.0
Diff and Other	96.0	115.4	104.4	4.9	-28.0	0.0	0.0	0.0	0.0	0.0	0.0	0.0	292.7
Process and Frac													
Pentanes Plus	52.9	44.6	46.3	70.2	0.0	0.0	0.0	0.0	0.0	0.0	0.0	0.0	214.0
Propane	0.0	0.0	0.0	0.0	0.0	0.0	0.0	0.0	0.0	0.0	0.0	0.0	0.0
Butanes	0.0	0.0	0.0	0.0	0.0	0.0	0.0	0.0	0.0	0.0	0.0	0.0	0.0
Ethane	0.0	0.0	0.0	0.0	0.0	0.0	0.0	0.0	0.0	0.0	0.0	0.0	0.0
NGL MIX	199.3	147.0	146.2	96.6	45.4	0.0	0.0	0.0	0.0	0.0	0.0	0.0	634.5
Sulphur	0.0	0.0	0.0	0.0	0.0	0.0	0.0	0.0	0.0	0.0	0.0	0.0	0.0
Sulphur Closing Inv	0.0	0.0	0.0	0.0	0.0	0.0	0.0	0.0	0.0	0.0	0.0	0.0	0.0

Unit of Measurement: Gas and Gas equivalent products: 1000m3, Liquids: m3, Sulphur: MTS

VPR6200

Facility ID ABGP0001874
Facility Licence # 23447

Facility Name CHINCHAGA 11-33-96-8w6
Facility Operator OHE9 CNRL

Production Month	202001	202002	202003	202004	202005	202006	202007	202008	202009	202010	202011	202012	Totals
Receipts													
Receipts from Alberta Facilities	3,086.3	3,344.9	3,597.5	3,397.7	2,415.5	0.0	0.0	0.0	0.0	0.0	0.0	0.0	15,841.9
Receipts from Non-Alberta Facilities	0.0	0.0	0.0	0.0	0.0	0.0	0.0	0.0	0.0	0.0	0.0	0.0	0.0
Dispositions													
Disposition													
Battery	0.0	0.0	0.0	0.0	0.0	0.0	0.0	0.0	0.0	0.0	0.0	0.0	0.0
Gas Gathering System	0.0	0.0	0.0	0.0	0.0	0.0	0.0	0.0	0.0	0.0	0.0	0.0	0.0
Gas Plant	0.0	0.0	0.0	0.0	0.0	0.0	0.0	0.0	0.0	0.0	0.0	0.0	0.0
Injection Facility	0.0	0.0	0.0	0.0	0.0	0.0	0.0	0.0	0.0	0.0	0.0	0.0	0.0
Meter Station	2,620.2	2,883.0	2,989.1	2,876.2	2,007.4	0.0	0.0	0.0	0.0	0.0	0.0	0.0	13,375.9
Other	0.0	0.0	0.0	0.0	0.0	0.0	0.0	0.0	0.0	0.0	0.0	0.0	0.0
Alberta Commercial	0.0	0.0	0.0	0.0	0.0	0.0	0.0	0.0	0.0	0.0	0.0	0.0	0.0
Alberta Industrial	0.0	0.0	0.0	0.0	0.0	0.0	0.0	0.0	0.0	0.0	0.0	0.0	0.0
Alberta Residential	0.0	0.0	0.0	0.0	0.0	0.0	0.0	0.0	0.0	0.0	0.0	0.0	0.0
Alberta Elec.Generation	0.0	0.0	0.0	0.0	0.0	0.0	0.0	0.0	0.0	0.0	0.0	0.0	0.0
Shrinkage													
Acid Gas	0.0	0.0	0.0	0.0	0.0	0.0	0.0	0.0	0.0	0.0	0.0	0.0	0.0
Other products	157.1	217.9	205.3	179.2	129.0	0.0	0.0	0.0	0.0	0.0	0.0	0.0	888.5
Fuel	282.4	271.5	291.4	270.7	206.6	0.0	0.0	0.0	0.0	0.0	0.0	0.0	1,322.6
Flared	1.2	1.2	0.6	1.1	1.2	0.0	0.0	0.0	0.0	0.0	0.0	0.0	5.3
Vented	4.8	3.7	0.4	0.4	0.4	0.0	0.0	0.0	0.0	0.0	0.0	0.0	9.7
Diff and Other	20.6	-32.4	110.7	70.1	70.9	0.0	0.0	0.0	0.0	0.0	0.0	0.0	239.9
Process and Frac													
Pentanes Plus	0.0	14.9	109.1	9.0	0.0	0.0	0.0	0.0	0.0	0.0	0.0	0.0	133.0
Propane	0.0	0.0	0.0	0.0	0.0	0.0	0.0	0.0	0.0	0.0	0.0	0.0	0.0
Butanes	0.0	0.0	0.0	0.0	0.0	0.0	0.0	0.0	0.0	0.0	0.0	0.0	0.0
Ethane	0.0	0.0	0.0	0.0	0.0	0.0	0.0	0.0	0.0	0.0	0.0	0.0	0.0
NGL MIX	637.8	888.7	756.7	738.3	543.5	0.0	0.0	0.0	0.0	0.0	0.0	0.0	3,565.0
Sulphur	0.0	0.0	0.0	0.0	0.0	0.0	0.0	0.0	0.0	0.0	0.0	0.0	0.0
Sulphur Closing Inv	0.0	0.0	0.0	0.0	0.0	0.0	0.0	0.0	0.0	0.0	0.0	0.0	0.0

Unit of Measurement: Gas and Gas equivalent products: 1000m3, Liquids: m3, Sulphur: MTS

VPR6200

Facility ID ABGP0001881
Facility Licence # 3805

Facility Name HUSKY WAYNE-ROSEDALE 11-27
Facility Operator A7NW TXNE

Production Month	202001	202002	202003	202004	202005	202006	202007	202008	202009	202010	202011	202012	Totals
Receipts													
Receipts from Alberta Facilities	1,625.0	1,446.2	1,470.7	1,349.8	1,367.3	0.0	0.0	0.0	0.0	0.0	0.0	0.0	7,259.0
Receipts from Non-Alberta Facilities	0.0	0.0	0.0	0.0	0.0	0.0	0.0	0.0	0.0	0.0	0.0	0.0	0.0
Dispositions													
Disposition													
Battery	0.0	0.0	0.0	0.0	0.0	0.0	0.0	0.0	0.0	0.0	0.0	0.0	0.0
Gas Gathering System	0.0	0.0	0.0	0.0	0.0	0.0	0.0	0.0	0.0	0.0	0.0	0.0	0.0
Gas Plant	0.0	0.0	0.0	0.0	0.0	0.0	0.0	0.0	0.0	0.0	0.0	0.0	0.0
Injection Facility	0.0	0.0	0.0	0.0	0.0	0.0	0.0	0.0	0.0	0.0	0.0	0.0	0.0
Meter Station	1,461.9	1,315.7	1,319.7	1,253.8	1,231.2	0.0	0.0	0.0	0.0	0.0	0.0	0.0	6,582.3
Other	0.0	0.0	0.0	0.0	0.0	0.0	0.0	0.0	0.0	0.0	0.0	0.0	0.0
Alberta Commercial	0.0	0.0	0.0	0.0	0.0	0.0	0.0	0.0	0.0	0.0	0.0	0.0	0.0
Alberta Industrial	0.0	0.0	0.0	0.0	0.0	0.0	0.0	0.0	0.0	0.0	0.0	0.0	0.0
Alberta Residential	0.0	0.0	0.0	0.0	0.0	0.0	0.0	0.0	0.0	0.0	0.0	0.0	0.0
Alberta Elec.Generation	0.0	0.0	0.0	0.0	0.0	0.0	0.0	0.0	0.0	0.0	0.0	0.0	0.0
Shrinkage													
Acid Gas	0.0	0.0	0.0	0.0	0.0	0.0	0.0	0.0	0.0	0.0	0.0	0.0	0.0
Other products	24.3	38.5	37.4	13.2	23.6	0.0	0.0	0.0	0.0	0.0	0.0	0.0	137.0
Fuel	123.0	111.5	120.3	111.5	112.0	0.0	0.0	0.0	0.0	0.0	0.0	0.0	578.3
Flared	0.0	0.0	0.0	0.0	0.0	0.0	0.0	0.0	0.0	0.0	0.0	0.0	0.0
Vented	0.0	0.0	0.0	0.0	0.0	0.0	0.0	0.0	0.0	0.0	0.0	0.0	0.0
Diff and Other	15.8	-19.5	-6.7	-28.7	0.5	0.0	0.0	0.0	0.0	0.0	0.0	0.0	-38.6
Process and Frac													
Pentanes Plus	4.1	11.4	7.9	5.0	0.0	0.0	0.0	0.0	0.0	0.0	0.0	0.0	28.4
Propane	0.0	0.0	0.0	0.0	0.0	0.0	0.0	0.0	0.0	0.0	0.0	0.0	0.0
Butanes	0.0	0.0	0.0	0.0	0.0	0.0	0.0	0.0	0.0	0.0	0.0	0.0	0.0
Ethane	0.0	0.0	0.0	0.0	0.0	0.0	0.0	0.0	0.0	0.0	0.0	0.0	0.0
NGL MIX	104.6	160.6	160.1	54.8	107.3	0.0	0.0	0.0	0.0	0.0	0.0	0.0	587.4
Sulphur	0.0	0.0	0.0	0.0	0.0	0.0	0.0	0.0	0.0	0.0	0.0	0.0	0.0
Sulphur Closing Inv	0.0	0.0	0.0	0.0	0.0	0.0	0.0	0.0	0.0	0.0	0.0	0.0	0.0

Unit of Measurement: Gas and Gas equivalent products: 1000m3, Liquids: m3, Sulphur: MTS

VPR6200

Facility ID ABGP0001885

Facility Name GRANUM 13-31-11-26W4

Facility Licence # 734

Facility Operator OHE9 CNRL

Production Month	202001	202002	202003	202004	202005	202006	202007	202008	202009	202010	202011	202012	Totals
Receipts													
Receipts from Alberta Facilities	9,165.7	9,069.9	9,342.6	8,798.3	9,732.8	0.0	0.0	0.0	0.0	0.0	0.0	0.0	46,109.3
Receipts from Non-Alberta Facilities	0.0	0.0	0.0	0.0	0.0	0.0	0.0	0.0	0.0	0.0	0.0	0.0	0.0
Dispositions													
Disposition													
Battery	0.0	0.0	0.0	0.0	0.0	0.0	0.0	0.0	0.0	0.0	0.0	0.0	0.0
Gas Gathering System	0.0	0.0	0.0	0.0	0.0	0.0	0.0	0.0	0.0	0.0	0.0	0.0	0.0
Gas Plant	0.0	0.0	0.0	0.0	0.0	0.0	0.0	0.0	0.0	0.0	0.0	0.0	0.0
Injection Facility	0.0	0.0	0.0	0.0	0.0	0.0	0.0	0.0	0.0	0.0	0.0	0.0	0.0
Meter Station	8,415.4	8,363.2	8,568.8	8,111.6	9,023.5	0.0	0.0	0.0	0.0	0.0	0.0	0.0	42,482.5
Other	0.0	0.0	0.0	0.0	0.0	0.0	0.0	0.0	0.0	0.0	0.0	0.0	0.0
Alberta Commercial	0.0	0.0	0.0	0.0	0.0	0.0	0.0	0.0	0.0	0.0	0.0	0.0	0.0
Alberta Industrial	0.0	0.0	0.0	0.0	0.0	0.0	0.0	0.0	0.0	0.0	0.0	0.0	0.0
Alberta Residential	0.0	0.0	0.0	0.0	0.0	0.0	0.0	0.0	0.0	0.0	0.0	0.0	0.0
Alberta Elec.Generation	0.0	0.0	0.0	0.0	0.0	0.0	0.0	0.0	0.0	0.0	0.0	0.0	0.0
Shrinkage													
Acid Gas	0.0	0.0	0.0	0.0	0.0	0.0	0.0	0.0	0.0	0.0	0.0	0.0	0.0
Other products	92.7	94.8	102.8	86.8	110.3	0.0	0.0	0.0	0.0	0.0	0.0	0.0	487.4
Fuel	395.4	367.8	412.6	392.4	389.9	0.0	0.0	0.0	0.0	0.0	0.0	0.0	1,958.1
Flared	0.0	0.0	0.0	0.0	0.0	0.0	0.0	0.0	0.0	0.0	0.0	0.0	0.0
Vented	0.0	0.0	0.1	0.1	0.1	0.0	0.0	0.0	0.0	0.0	0.0	0.0	0.3
Diff and Other	262.2	244.1	258.3	207.4	209.0	0.0	0.0	0.0	0.0	0.0	0.0	0.0	1,181.0
Process and Frac													
Pentanes Plus	448.5	458.9	497.3	420.2	533.9	0.0	0.0	0.0	0.0	0.0	0.0	0.0	2,358.8
Propane	0.0	0.0	0.0	0.0	0.0	0.0	0.0	0.0	0.0	0.0	0.0	0.0	0.0
Butanes	0.0	0.0	0.0	0.0	0.0	0.0	0.0	0.0	0.0	0.0	0.0	0.0	0.0
Ethane	0.0	0.0	0.0	0.0	0.0	0.0	0.0	0.0	0.0	0.0	0.0	0.0	0.0
NGL MIX	0.0	0.0	0.0	0.0	0.0	0.0	0.0	0.0	0.0	0.0	0.0	0.0	0.0
Sulphur	0.0	0.0	0.0	0.0	0.0	0.0	0.0	0.0	0.0	0.0	0.0	0.0	0.0
Sulphur Closing Inv	0.0	0.0	0.0	0.0	0.0	0.0	0.0	0.0	0.0	0.0	0.0	0.0	0.0

Unit of Measurement: Gas and Gas equivalent products: 1000m3, Liquids: m3, Sulphur: MTS

VPR6200

Facility ID ABGP0001910

Facility Name VEEP 08-05-054-26W5 GAS PLANT

Facility Licence # 12418

Facility Operator A74Y TIDEWATER

Production Month	202001	202002	202003	202004	202005	202006	202007	202008	202009	202010	202011	202012	Totals
Receipts													
Receipts from Alberta Facilities	30,908.8	29,336.7	32,030.3	30,723.3	31,074.7	0.0	0.0	0.0	0.0	0.0	0.0	0.0	154,073.8
Receipts from Non-Alberta Facilities	0.0	0.0	0.0	0.0	0.0	0.0	0.0	0.0	0.0	0.0	0.0	0.0	0.0
Dispositions													
Disposition													
Battery	0.0	0.0	0.0	0.0	0.0	0.0	0.0	0.0	0.0	0.0	0.0	0.0	0.0
Gas Gathering System	0.0	0.0	0.0	0.0	0.0	0.0	0.0	0.0	0.0	0.0	0.0	0.0	0.0
Gas Plant	0.0	0.0	0.0	0.0	0.0	0.0	0.0	0.0	0.0	0.0	0.0	0.0	0.0
Injection Facility	0.0	0.0	0.0	0.0	0.0	0.0	0.0	0.0	0.0	0.0	0.0	0.0	0.0
Meter Station	29,103.0	27,647.5	30,067.2	29,115.8	29,483.3	0.0	0.0	0.0	0.0	0.0	0.0	0.0	145,416.8
Other	0.0	0.0	0.0	0.0	0.0	0.0	0.0	0.0	0.0	0.0	0.0	0.0	0.0
Alberta Commercial	0.0	0.0	0.0	0.0	0.0	0.0	0.0	0.0	0.0	0.0	0.0	0.0	0.0
Alberta Industrial	0.0	0.0	0.0	0.0	0.0	0.0	0.0	0.0	0.0	0.0	0.0	0.0	0.0
Alberta Residential	0.0	0.0	0.0	0.0	0.0	0.0	0.0	0.0	0.0	0.0	0.0	0.0	0.0
Alberta Elec.Generation	0.0	0.0	0.0	0.0	0.0	0.0	0.0	0.0	0.0	0.0	0.0	0.0	0.0
Shrinkage													
Acid Gas	0.0	0.0	0.0	0.0	0.0	0.0	0.0	0.0	0.0	0.0	0.0	0.0	0.0
Other products	2,440.9	2,320.8	2,608.5	2,269.9	2,303.8	0.0	0.0	0.0	0.0	0.0	0.0	0.0	11,943.9
Fuel	15.3	12.5	12.9	7.1	4.6	0.0	0.0	0.0	0.0	0.0	0.0	0.0	52.4
Flared	3.9	4.4	3.7	4.0	1.1	0.0	0.0	0.0	0.0	0.0	0.0	0.0	17.1
Vented	0.0	0.0	0.0	0.0	0.0	0.0	0.0	0.0	0.0	0.0	0.0	0.0	0.0
Diff and Other	-654.3	-648.5	-662.0	-673.5	-718.1	0.0	0.0	0.0	0.0	0.0	0.0	0.0	-3,356.4
Process and Frac													
Pentanes Plus	0.0	0.0	0.0	0.0	0.0	0.0	0.0	0.0	0.0	0.0	0.0	0.0	0.0
Propane	0.0	0.0	0.0	0.0	0.0	0.0	0.0	0.0	0.0	0.0	0.0	0.0	0.0
Butanes	0.0	0.0	0.0	0.0	0.0	0.0	0.0	0.0	0.0	0.0	0.0	0.0	0.0
Ethane	0.0	0.0	0.0	0.0	0.0	0.0	0.0	0.0	0.0	0.0	0.0	0.0	0.0
NGL MIX	8,816.5	8,397.5	9,424.4	8,224.1	8,347.8	0.0	0.0	0.0	0.0	0.0	0.0	0.0	43,210.3
Sulphur	0.0	0.0	0.0	0.0	0.0	0.0	0.0	0.0	0.0	0.0	0.0	0.0	0.0
Sulphur Closing Inv	0.0	0.0	0.0	0.0	0.0	0.0	0.0	0.0	0.0	0.0	0.0	0.0	0.0

Unit of Measurement: Gas and Gas equivalent products: 1000m3, Liquids: m3, Sulphur: MTS

VPR6200

Facility ID ABGP0001965
Facility Licence # 3178

Facility Name PANCDN VERGER
Facility Operator A7NW TXNE

Production Month	202001	202002	202003	202004	202005	202006	202007	202008	202009	202010	202011	202012	Totals
Receipts													
Receipts from Alberta Facilities	9,207.3	10,311.6	10,926.9	10,854.2	10,690.2	0.0	0.0	0.0	0.0	0.0	0.0	0.0	51,990.2
Receipts from Non-Alberta Facilities	0.0	0.0	0.0	0.0	0.0	0.0	0.0	0.0	0.0	0.0	0.0	0.0	0.0
Dispositions													
Disposition													
Battery	0.0	0.0	0.0	0.0	0.0	0.0	0.0	0.0	0.0	0.0	0.0	0.0	0.0
Gas Gathering System	0.0	0.0	0.0	0.0	0.0	0.0	0.0	0.0	0.0	0.0	0.0	0.0	0.0
Gas Plant	0.0	0.0	0.0	0.0	0.0	0.0	0.0	0.0	0.0	0.0	0.0	0.0	0.0
Injection Facility	0.0	0.0	0.0	0.0	0.0	0.0	0.0	0.0	0.0	0.0	0.0	0.0	0.0
Meter Station	8,487.1	9,767.7	10,101.8	10,061.2	10,088.2	0.0	0.0	0.0	0.0	0.0	0.0	0.0	48,506.0
Other	0.0	0.0	0.0	0.0	0.0	0.0	0.0	0.0	0.0	0.0	0.0	0.0	0.0
Alberta Commercial	0.0	0.0	0.0	0.0	0.0	0.0	0.0	0.0	0.0	0.0	0.0	0.0	0.0
Alberta Industrial	0.0	0.0	0.0	0.0	0.0	0.0	0.0	0.0	0.0	0.0	0.0	0.0	0.0
Alberta Residential	0.0	0.0	0.0	0.0	0.0	0.0	0.0	0.0	0.0	0.0	0.0	0.0	0.0
Alberta Elec.Generation	0.0	0.0	0.0	0.0	0.0	0.0	0.0	0.0	0.0	0.0	0.0	0.0	0.0
Shrinkage													
Acid Gas	0.0	0.0	0.0	0.0	0.0	0.0	0.0	0.0	0.0	0.0	0.0	0.0	0.0
Other products	25.6	18.4	18.5	19.6	27.8	0.0	0.0	0.0	0.0	0.0	0.0	0.0	109.9
Fuel	352.0	311.6	369.6	369.0	361.4	0.0	0.0	0.0	0.0	0.0	0.0	0.0	1,763.6
Flared	0.0	0.0	0.0	0.0	0.0	0.0	0.0	0.0	0.0	0.0	0.0	0.0	0.0
Vented	3.7	3.1	7.2	6.9	7.2	0.0	0.0	0.0	0.0	0.0	0.0	0.0	28.1
Diff and Other	338.9	210.8	429.8	397.5	205.6	0.0	0.0	0.0	0.0	0.0	0.0	0.0	1,582.6
Process and Frac													
Pentanes Plus	0.0	3.0	0.0	0.0	0.0	0.0	0.0	0.0	0.0	0.0	0.0	0.0	3.0
Propane	0.0	0.0	0.0	0.0	0.0	0.0	0.0	0.0	0.0	0.0	0.0	0.0	0.0
Butanes	0.0	0.0	0.0	0.0	0.0	0.0	0.0	0.0	0.0	0.0	0.0	0.0	0.0
Ethane	0.0	0.0	0.0	0.0	0.0	0.0	0.0	0.0	0.0	0.0	0.0	0.0	0.0
NGL MIX	112.2	73.6	82.1	87.3	123.0	0.0	0.0	0.0	0.0	0.0	0.0	0.0	478.2
Sulphur	0.0	0.0	0.0	0.0	0.0	0.0	0.0	0.0	0.0	0.0	0.0	0.0	0.0
Sulphur Closing Inv	0.0	0.0	0.0	0.0	0.0	0.0	0.0	0.0	0.0	0.0	0.0	0.0	0.0

Unit of Measurement: Gas and Gas equivalent products: 1000m3, Liquids: m3, Sulphur: MTS

VPR6200

Facility ID ABGP0001966
Facility Licence # 5632

Facility Name MIKWAN 05-22-036-22W4 GAS PLANT
Facility Operator A74Y TIDEWATER

Production Month	202001	202002	202003	202004	202005	202006	202007	202008	202009	202010	202011	202012	Totals
Receipts													
Receipts from Alberta Facilities	1,008.3	925.2	954.4	1,016.5	1,090.8	0.0	0.0	0.0	0.0	0.0	0.0	0.0	4,995.2
Receipts from Non-Alberta Facilities	0.0	0.0	0.0	0.0	0.0	0.0	0.0	0.0	0.0	0.0	0.0	0.0	0.0
Dispositions													
Disposition													
Battery	0.0	0.0	0.0	0.0	0.0	0.0	0.0	0.0	0.0	0.0	0.0	0.0	0.0
Gas Gathering System	0.0	0.0	0.0	0.0	0.0	0.0	0.0	0.0	0.0	0.0	0.0	0.0	0.0
Gas Plant	0.0	0.0	0.0	0.0	0.0	0.0	0.0	0.0	0.0	0.0	0.0	0.0	0.0
Injection Facility	0.0	0.0	0.0	0.0	0.0	0.0	0.0	0.0	0.0	0.0	0.0	0.0	0.0
Meter Station	791.5	749.1	773.7	832.2	898.8	0.0	0.0	0.0	0.0	0.0	0.0	0.0	4,045.3
Other	0.0	0.0	0.0	0.0	0.0	0.0	0.0	0.0	0.0	0.0	0.0	0.0	0.0
Alberta Commercial	0.0	0.0	0.0	0.0	0.0	0.0	0.0	0.0	0.0	0.0	0.0	0.0	0.0
Alberta Industrial	0.0	0.0	0.0	0.0	0.0	0.0	0.0	0.0	0.0	0.0	0.0	0.0	0.0
Alberta Residential	0.0	0.0	0.0	0.0	0.0	0.0	0.0	0.0	0.0	0.0	0.0	0.0	0.0
Alberta Elec.Generation	0.0	0.0	0.0	0.0	0.0	0.0	0.0	0.0	0.0	0.0	0.0	0.0	0.0
Shrinkage													
Acid Gas	0.0	0.0	0.0	0.0	0.0	0.0	0.0	0.0	0.0	0.0	0.0	0.0	0.0
Other products	83.9	76.3	82.5	89.2	90.3	0.0	0.0	0.0	0.0	0.0	0.0	0.0	422.2
Fuel	124.5	104.7	113.0	108.6	110.4	0.0	0.0	0.0	0.0	0.0	0.0	0.0	561.2
Flared	0.0	0.0	0.0	0.0	0.0	0.0	0.0	0.0	0.0	0.0	0.0	0.0	0.0
Vented	0.0	0.0	0.0	0.0	0.0	0.0	0.0	0.0	0.0	0.0	0.0	0.0	0.0
Diff and Other	8.4	-4.9	-14.8	-13.5	-8.7	0.0	0.0	0.0	0.0	0.0	0.0	0.0	-33.5
Process and Frac													
Pentanes Plus	40.8	22.6	33.8	41.5	48.1	0.0	0.0	0.0	0.0	0.0	0.0	0.0	186.8
Propane	0.0	0.0	0.0	0.0	0.0	0.0	0.0	0.0	0.0	0.0	0.0	0.0	0.0
Butanes	0.0	0.0	0.0	0.0	0.0	0.0	0.0	0.0	0.0	0.0	0.0	0.0	0.0
Ethane	0.0	0.0	0.0	0.0	0.0	0.0	0.0	0.0	0.0	0.0	0.0	0.0	0.0
NGL MIX	307.2	291.0	307.3	327.6	330.4	0.0	0.0	0.0	0.0	0.0	0.0	0.0	1,563.5
Sulphur	0.0	0.0	0.0	0.0	0.0	0.0	0.0	0.0	0.0	0.0	0.0	0.0	0.0
Sulphur Closing Inv	0.0	0.0	0.0	0.0	0.0	0.0	0.0	0.0	0.0	0.0	0.0	0.0	0.0

Unit of Measurement: Gas and Gas equivalent products: 1000m3, Liquids: m3, Sulphur: MTS

VPR6200

Facility ID ABGP0001969
Facility Licence # 9781

Facility Name ALDER FLATS 11-33 GAS PLANT
Facility Operator A74Y TIDEWATER

Production Month	202001	202002	202003	202004	202005	202006	202007	202008	202009	202010	202011	202012	Totals
				SHUTIN	SHUTIN								
Receipts													
Receipts from Alberta Facilities	2,474.1	132.2	0.0	0.0	0.0	0.0	0.0	0.0	0.0	0.0	0.0	0.0	2,606.3
Receipts from Non-Alberta Facilities	0.0	0.0	0.0	0.0	0.0	0.0	0.0	0.0	0.0	0.0	0.0	0.0	0.0
Dispositions													
Disposition													
Battery	0.0	0.0	0.0	0.0	0.0	0.0	0.0	0.0	0.0	0.0	0.0	0.0	0.0
Gas Gathering System	0.0	0.0	0.0	0.0	0.0	0.0	0.0	0.0	0.0	0.0	0.0	0.0	0.0
Gas Plant	0.0	0.0	0.0	0.0	0.0	0.0	0.0	0.0	0.0	0.0	0.0	0.0	0.0
Injection Facility	0.0	0.0	0.0	0.0	0.0	0.0	0.0	0.0	0.0	0.0	0.0	0.0	0.0
Meter Station	2,132.4	107.0	0.0	0.0	0.0	0.0	0.0	0.0	0.0	0.0	0.0	0.0	2,239.4
Other	0.0	0.0	0.0	0.0	0.0	0.0	0.0	0.0	0.0	0.0	0.0	0.0	0.0
Alberta Commercial	0.0	0.0	0.0	0.0	0.0	0.0	0.0	0.0	0.0	0.0	0.0	0.0	0.0
Alberta Industrial	0.0	0.0	0.0	0.0	0.0	0.0	0.0	0.0	0.0	0.0	0.0	0.0	0.0
Alberta Residential	0.0	0.0	0.0	0.0	0.0	0.0	0.0	0.0	0.0	0.0	0.0	0.0	0.0
Alberta Elec.Generation	0.0	0.0	0.0	0.0	0.0	0.0	0.0	0.0	0.0	0.0	0.0	0.0	0.0
Shrinkage													
Acid Gas	0.0	0.0	0.0	0.0	0.0	0.0	0.0	0.0	0.0	0.0	0.0	0.0	0.0
Other products	122.1	18.2	0.0	0.0	0.0	0.0	0.0	0.0	0.0	0.0	0.0	0.0	140.3
Fuel	243.2	18.6	0.0	0.0	0.0	0.0	0.0	0.0	0.0	0.0	0.0	0.0	261.8
Flared	4.7	0.5	0.0	0.0	0.0	0.0	0.0	0.0	0.0	0.0	0.0	0.0	5.2
Vented	9.9	1.0	0.0	0.0	0.0	0.0	0.0	0.0	0.0	0.0	0.0	0.0	10.9
Diff and Other	-38.2	-13.1	0.0	0.0	0.0	0.0	0.0	0.0	0.0	0.0	0.0	0.0	-51.3
Process and Frac													
Pentanes Plus	32.7	10.2	0.0	0.0	0.0	0.0	0.0	0.0	0.0	0.0	0.0	0.0	42.9
Propane	0.0	0.0	0.0	0.0	0.0	0.0	0.0	0.0	0.0	0.0	0.0	0.0	0.0
Butanes	0.0	0.0	0.0	0.0	0.0	0.0	0.0	0.0	0.0	0.0	0.0	0.0	0.0
Ethane	0.0	0.0	0.0	0.0	0.0	0.0	0.0	0.0	0.0	0.0	0.0	0.0	0.0
NGL MIX	489.9	67.2	0.0	0.0	0.0	0.0	0.0	0.0	0.0	0.0	0.0	0.0	557.1
Sulphur	0.0	0.0	0.0	0.0	0.0	0.0	0.0	0.0	0.0	0.0	0.0	0.0	0.0
Sulphur Closing Inv	0.0	0.0	0.0	0.0	0.0	0.0	0.0	0.0	0.0	0.0	0.0	0.0	0.0

Unit of Measurement: Gas and Gas equivalent products: 1000m3, Liquids: m3, Sulphur: MTS

VPR6200

Facility ID ABGP0001976
Facility Licence # 13845

Facility Name WINDFALL 01-15-062-15W5 GAS PLANT
Facility Operator A74Y TIDEWATER

Production Month	202001	202002	202003	202004	202005	202006	202007	202008	202009	202010	202011	202012	Totals
Receipts													
Receipts from Alberta Facilities	1,979.0	1,832.9	1,925.7	1,874.7	1,959.9	0.0	0.0	0.0	0.0	0.0	0.0	0.0	9,572.2
Receipts from Non-Alberta Facilities	0.0	0.0	0.0	0.0	0.0	0.0	0.0	0.0	0.0	0.0	0.0	0.0	0.0
Dispositions													
Disposition													
Battery	0.0	0.0	0.0	0.0	0.0	0.0	0.0	0.0	0.0	0.0	0.0	0.0	0.0
Gas Gathering System	0.0	0.0	0.0	0.0	0.0	0.0	0.0	0.0	0.0	0.0	0.0	0.0	0.0
Gas Plant	0.0	0.0	0.0	0.0	0.0	0.0	0.0	0.0	0.0	0.0	0.0	0.0	0.0
Injection Facility	0.0	0.0	0.0	0.0	0.0	0.0	0.0	0.0	0.0	0.0	0.0	0.0	0.0
Meter Station	1,875.2	1,703.9	1,781.8	1,714.4	1,793.3	0.0	0.0	0.0	0.0	0.0	0.0	0.0	8,868.6
Other	0.0	0.0	0.0	0.0	0.0	0.0	0.0	0.0	0.0	0.0	0.0	0.0	0.0
Alberta Commercial	0.0	0.0	0.0	0.0	0.0	0.0	0.0	0.0	0.0	0.0	0.0	0.0	0.0
Alberta Industrial	0.0	0.0	0.0	0.0	0.0	0.0	0.0	0.0	0.0	0.0	0.0	0.0	0.0
Alberta Residential	0.0	0.0	0.0	0.0	0.0	0.0	0.0	0.0	0.0	0.0	0.0	0.0	0.0
Alberta Elec.Generation	0.0	0.0	0.0	0.0	0.0	0.0	0.0	0.0	0.0	0.0	0.0	0.0	0.0
Shrinkage													
Acid Gas	0.0	0.0	0.0	0.0	0.0	0.0	0.0	0.0	0.0	0.0	0.0	0.0	0.0
Other products	32.7	30.4	33.6	27.8	42.0	0.0	0.0	0.0	0.0	0.0	0.0	0.0	166.5
Fuel	155.2	139.6	149.7	146.4	134.3	0.0	0.0	0.0	0.0	0.0	0.0	0.0	725.2
Flared	6.2	6.9	6.2	6.0	7.3	0.0	0.0	0.0	0.0	0.0	0.0	0.0	32.6
Vented	0.0	0.0	0.0	0.0	0.0	0.0	0.0	0.0	0.0	0.0	0.0	0.0	0.0
Diff and Other	-90.3	-47.9	-45.6	-19.9	-17.0	0.0	0.0	0.0	0.0	0.0	0.0	0.0	-220.7
Process and Frac													
Pentanes Plus	10.6	9.3	11.9	14.3	15.1	0.0	0.0	0.0	0.0	0.0	0.0	0.0	61.2
Propane	0.0	0.0	0.0	0.0	0.0	0.0	0.0	0.0	0.0	0.0	0.0	0.0	0.0
Butanes	0.0	0.0	0.0	0.0	0.0	0.0	0.0	0.0	0.0	0.0	0.0	0.0	0.0
Ethane	0.0	0.0	0.0	0.0	0.0	0.0	0.0	0.0	0.0	0.0	0.0	0.0	0.0
NGL MIX	132.1	124.3	135.1	107.8	169.2	0.0	0.0	0.0	0.0	0.0	0.0	0.0	668.5
Sulphur	0.0	0.0	0.0	0.0	0.0	0.0	0.0	0.0	0.0	0.0	0.0	0.0	0.0
Sulphur Closing Inv	0.0	0.0	0.0	0.0	0.0	0.0	0.0	0.0	0.0	0.0	0.0	0.0	0.0

Unit of Measurement: Gas and Gas equivalent products: 1000m3, Liquids: m3, Sulphur: MTS

VPR6200

Facility ID ABGP0001982

Facility Name CORSE HUXLEY

Facility Licence # 4709

Facility Operator A6NW CORSE

Production Month	202001	202002	202003	202004	202005	202006	202007	202008	202009	202010	202011	202012	Totals
Receipts													
Receipts from Alberta Facilities	995.4	1,072.0	1,131.1	1,101.7	1,107.0	0.0	0.0	0.0	0.0	0.0	0.0	0.0	5,407.2
Receipts from Non-Alberta Facilities	0.0	0.0	0.0	0.0	0.0	0.0	0.0	0.0	0.0	0.0	0.0	0.0	0.0
Dispositions													
Disposition													
Battery	0.0	0.0	0.0	0.0	0.0	0.0	0.0	0.0	0.0	0.0	0.0	0.0	0.0
Gas Gathering System	0.0	0.0	0.0	0.0	0.0	0.0	0.0	0.0	0.0	0.0	0.0	0.0	0.0
Gas Plant	0.0	0.0	0.0	0.0	0.0	0.0	0.0	0.0	0.0	0.0	0.0	0.0	0.0
Injection Facility	0.0	0.0	0.0	0.0	0.0	0.0	0.0	0.0	0.0	0.0	0.0	0.0	0.0
Meter Station	956.7	1,032.3	1,079.9	1,075.3	1,084.6	0.0	0.0	0.0	0.0	0.0	0.0	0.0	5,228.8
Other	0.0	0.0	0.0	0.0	0.0	0.0	0.0	0.0	0.0	0.0	0.0	0.0	0.0
Alberta Commercial	0.0	0.0	0.0	0.0	0.0	0.0	0.0	0.0	0.0	0.0	0.0	0.0	0.0
Alberta Industrial	0.0	0.0	0.0	0.0	0.0	0.0	0.0	0.0	0.0	0.0	0.0	0.0	0.0
Alberta Residential	0.0	0.0	0.0	0.0	0.0	0.0	0.0	0.0	0.0	0.0	0.0	0.0	0.0
Alberta Elec.Generation	0.0	0.0	0.0	0.0	0.0	0.0	0.0	0.0	0.0	0.0	0.0	0.0	0.0
Shrinkage													
Acid Gas	0.0	0.0	0.0	0.0	0.0	0.0	0.0	0.0	0.0	0.0	0.0	0.0	0.0
Other products	4.5	12.5	3.6	1.4	4.1	0.0	0.0	0.0	0.0	0.0	0.0	0.0	26.1
Fuel	29.5	22.5	31.2	28.6	24.6	0.0	0.0	0.0	0.0	0.0	0.0	0.0	136.4
Flared	0.0	0.0	0.0	0.0	0.0	0.0	0.0	0.0	0.0	0.0	0.0	0.0	0.0
Vented	0.0	0.0	0.0	0.0	0.0	0.0	0.0	0.0	0.0	0.0	0.0	0.0	0.0
Diff and Other	4.7	4.7	16.4	-3.6	-6.3	0.0	0.0	0.0	0.0	0.0	0.0	0.0	15.9
Process and Frac													
Pentanes Plus	21.9	0.0	17.6	7.0	19.6	0.0	0.0	0.0	0.0	0.0	0.0	0.0	66.1
Propane	0.0	0.0	0.0	0.0	0.0	0.0	0.0	0.0	0.0	0.0	0.0	0.0	0.0
Butanes	0.0	0.0	0.0	0.0	0.0	0.0	0.0	0.0	0.0	0.0	0.0	0.0	0.0
Ethane	0.0	0.0	0.0	0.0	0.0	0.0	0.0	0.0	0.0	0.0	0.0	0.0	0.0
NGL MIX	0.0	54.2	0.0	0.0	0.0	0.0	0.0	0.0	0.0	0.0	0.0	0.0	54.2
Sulphur	0.0	0.0	0.0	0.0	0.0	0.0	0.0	0.0	0.0	0.0	0.0	0.0	0.0
Sulphur Closing Inv	0.0	0.0	0.0	0.0	0.0	0.0	0.0	0.0	0.0	0.0	0.0	0.0	0.0

Unit of Measurement: Gas and Gas equivalent products: 1000m3, Liquids: m3, Sulphur: MTS

VPR6200

Facility ID ABGP0001987

Facility Name PEMBINA 13-35-47-10W5

Facility Licence # 10434

Facility Operator A5D4 CVE

Production Month	202001	202002	202003	202004	202005	202006	202007	202008	202009	202010	202011	202012	Totals
Receipts													
Receipts from Alberta Facilities	6,167.4	5,910.5	6,234.3	5,311.0	5,778.7	0.0	0.0	0.0	0.0	0.0	0.0	0.0	29,401.9
Receipts from Non-Alberta Facilities	0.0	0.0	0.0	0.0	0.0	0.0	0.0	0.0	0.0	0.0	0.0	0.0	0.0
Dispositions													
Disposition													
Battery	0.0	0.0	0.0	0.0	0.0	0.0	0.0	0.0	0.0	0.0	0.0	0.0	0.0
Gas Gathering System	0.0	0.0	0.0	0.0	0.0	0.0	0.0	0.0	0.0	0.0	0.0	0.0	0.0
Gas Plant	0.0	0.0	0.0	0.0	0.0	0.0	0.0	0.0	0.0	0.0	0.0	0.0	0.0
Injection Facility	0.0	0.0	0.0	0.0	0.0	0.0	0.0	0.0	0.0	0.0	0.0	0.0	0.0
Meter Station	5,714.0	5,489.8	5,758.6	4,945.4	5,357.4	0.0	0.0	0.0	0.0	0.0	0.0	0.0	27,265.2
Other	0.0	0.0	0.0	0.0	0.0	0.0	0.0	0.0	0.0	0.0	0.0	0.0	0.0
Alberta Commercial	0.0	0.0	0.0	0.0	0.0	0.0	0.0	0.0	0.0	0.0	0.0	0.0	0.0
Alberta Industrial	0.0	0.0	0.0	0.0	0.0	0.0	0.0	0.0	0.0	0.0	0.0	0.0	0.0
Alberta Residential	0.0	0.0	0.0	0.0	0.0	0.0	0.0	0.0	0.0	0.0	0.0	0.0	0.0
Alberta Elec.Generation	0.0	0.0	0.0	0.0	0.0	0.0	0.0	0.0	0.0	0.0	0.0	0.0	0.0
Shrinkage													
Acid Gas	0.0	0.0	0.0	0.0	0.0	0.0	0.0	0.0	0.0	0.0	0.0	0.0	0.0
Other products	336.7	275.0	336.9	262.4	302.1	0.0	0.0	0.0	0.0	0.0	0.0	0.0	1,513.1
Fuel	269.6	243.8	263.9	226.4	245.3	0.0	0.0	0.0	0.0	0.0	0.0	0.0	1,249.0
Flared	13.2	11.8	9.9	6.0	5.3	0.0	0.0	0.0	0.0	0.0	0.0	0.0	46.2
Vented	2.7	2.5	2.7	1.8	1.8	0.0	0.0	0.0	0.0	0.0	0.0	0.0	11.5
Diff and Other	-168.8	-112.4	-137.7	-131.0	-133.2	0.0	0.0	0.0	0.0	0.0	0.0	0.0	-683.1
Process and Frac													
Pentanes Plus	679.5	572.4	664.7	560.5	625.9	0.0	0.0	0.0	0.0	0.0	0.0	0.0	3,103.0
Propane	0.0	0.0	0.0	0.0	0.0	0.0	0.0	0.0	0.0	0.0	0.0	0.0	0.0
Butanes	0.0	0.0	0.0	0.0	0.0	0.0	0.0	0.0	0.0	0.0	0.0	0.0	0.0
Ethane	0.0	0.0	0.0	0.0	0.0	0.0	0.0	0.0	0.0	0.0	0.0	0.0	0.0
NGL MIX	780.7	623.1	792.8	576.9	680.5	0.0	0.0	0.0	0.0	0.0	0.0	0.0	3,454.0
Sulphur	0.0	0.0	0.0	0.0	0.0	0.0	0.0	0.0	0.0	0.0	0.0	0.0	0.0
Sulphur Closing Inv	0.0	0.0	0.0	0.0	0.0	0.0	0.0	0.0	0.0	0.0	0.0	0.0	0.0

Unit of Measurement: Gas and Gas equivalent products: 1000m3, Liquids: m3, Sulphur: MTS

VPR6200

Facility ID ABGP0075995
Facility Licence # 27649

Facility Name PROBE LEDUC GAS PROCESSING FACILITY
Facility Operator A637 NEP

Production Month	202001	202002	202003	202004	202005	202006	202007	202008	202009	202010	202011	202012	Totals
Receipts													
Receipts from Alberta Facilities	16,389.6	16,125.9	15,350.4	5,337.2	7.1	0.0	0.0	0.0	0.0	0.0	0.0	0.0	53,210.2
Receipts from Non-Alberta Facilities	0.0	0.0	0.0	0.0	0.0	0.0	0.0	0.0	0.0	0.0	0.0	0.0	0.0
Dispositions													
Disposition													
Battery	0.0	0.0	0.0	0.0	0.0	0.0	0.0	0.0	0.0	0.0	0.0	0.0	0.0
Gas Gathering System	0.0	0.0	0.0	0.0	0.0	0.0	0.0	0.0	0.0	0.0	0.0	0.0	0.0
Gas Plant	0.0	0.0	0.0	0.0	0.0	0.0	0.0	0.0	0.0	0.0	0.0	0.0	0.0
Injection Facility	0.0	0.0	0.0	0.0	0.0	0.0	0.0	0.0	0.0	0.0	0.0	0.0	0.0
Meter Station	15,525.8	15,532.3	14,620.8	4,626.5	0.0	0.0	0.0	0.0	0.0	0.0	0.0	0.0	50,305.4
Other	0.0	0.0	0.0	0.0	0.0	0.0	0.0	0.0	0.0	0.0	0.0	0.0	0.0
Alberta Commercial	0.0	0.0	0.0	0.0	0.0	0.0	0.0	0.0	0.0	0.0	0.0	0.0	0.0
Alberta Industrial	0.0	0.0	0.0	0.0	0.0	0.0	0.0	0.0	0.0	0.0	0.0	0.0	0.0
Alberta Residential	0.0	0.0	0.0	0.0	0.0	0.0	0.0	0.0	0.0	0.0	0.0	0.0	0.0
Alberta Elec.Generation	0.0	0.0	0.0	0.0	0.0	0.0	0.0	0.0	0.0	0.0	0.0	0.0	0.0
Shrinkage													
Acid Gas	0.0	0.0	0.0	0.0	0.0	0.0	0.0	0.0	0.0	0.0	0.0	0.0	0.0
Other products	1,266.2	1,093.9	1,032.1	442.7	0.0	0.0	0.0	0.0	0.0	0.0	0.0	0.0	3,834.9
Fuel	131.7	149.5	159.1	122.6	7.1	0.0	0.0	0.0	0.0	0.0	0.0	0.0	570.0
Flared	0.0	0.0	0.0	0.0	0.0	0.0	0.0	0.0	0.0	0.0	0.0	0.0	0.0
Vented	0.0	0.0	1.0	0.0	0.0	0.0	0.0	0.0	0.0	0.0	0.0	0.0	1.0
Diff and Other	-534.1	-649.8	-462.6	145.4	0.0	0.0	0.0	0.0	0.0	0.0	0.0	0.0	-1,501.1
Process and Frac													
Pentanes Plus	0.0	0.0	0.0	0.0	0.0	0.0	0.0	0.0	0.0	0.0	0.0	0.0	0.0
Propane	0.0	0.0	0.0	0.0	0.0	0.0	0.0	0.0	0.0	0.0	0.0	0.0	0.0
Butanes	0.0	0.0	0.0	0.0	0.0	0.0	0.0	0.0	0.0	0.0	0.0	0.0	0.0
Ethane	0.0	0.0	0.0	0.0	0.0	0.0	0.0	0.0	0.0	0.0	0.0	0.0	0.0
NGL MIX	5,118.9	4,465.2	4,183.5	1,785.9	0.0	0.0	0.0	0.0	0.0	0.0	0.0	0.0	15,553.5
Sulphur	0.0	0.0	0.0	0.0	0.0	0.0	0.0	0.0	0.0	0.0	0.0	0.0	0.0
Sulphur Closing Inv	0.0	0.0	0.0	0.0	0.0	0.0	0.0	0.0	0.0	0.0	0.0	0.0	0.0

Unit of Measurement: Gas and Gas equivalent products: 1000m3, Liquids: m3, Sulphur: MTS

VPR6200

Facility ID ABGP0076120

Facility Name Pengrowth Flowing Energy Monitor GP

Facility Licence # 27829

Facility Operator A6W2 RHE

Production Month	202001	202002	202003	202004	202005	202006	202007	202008	202009	202010	202011	202012	Totals
Receipts													
Receipts from Alberta Facilities	3,493.3	3,258.5	3,725.2	2,805.1	1,580.7	0.0	0.0	0.0	0.0	0.0	0.0	0.0	14,862.8
Receipts from Non-Alberta Facilities	0.0	0.0	0.0	0.0	0.0	0.0	0.0	0.0	0.0	0.0	0.0	0.0	0.0
Dispositions													
Disposition													
Battery	0.0	0.0	0.0	0.0	0.0	0.0	0.0	0.0	0.0	0.0	0.0	0.0	0.0
Gas Gathering System	0.0	0.0	0.0	0.0	0.0	0.0	0.0	0.0	0.0	0.0	0.0	0.0	0.0
Gas Plant	0.0	0.0	0.0	0.0	0.0	0.0	0.0	0.0	0.0	0.0	0.0	0.0	0.0
Injection Facility	0.0	0.0	0.0	0.0	0.0	0.0	0.0	0.0	0.0	0.0	0.0	0.0	0.0
Meter Station	3,275.0	3,010.9	3,478.1	2,620.9	1,485.3	0.0	0.0	0.0	0.0	0.0	0.0	0.0	13,870.2
Other	0.0	0.0	0.0	0.0	0.0	0.0	0.0	0.0	0.0	0.0	0.0	0.0	0.0
Alberta Commercial	0.0	0.0	0.0	0.0	0.0	0.0	0.0	0.0	0.0	0.0	0.0	0.0	0.0
Alberta Industrial	0.0	0.0	0.0	0.0	0.0	0.0	0.0	0.0	0.0	0.0	0.0	0.0	0.0
Alberta Residential	0.0	0.0	0.0	0.0	0.0	0.0	0.0	0.0	0.0	0.0	0.0	0.0	0.0
Alberta Elec.Generation	0.0	0.0	0.0	0.0	0.0	0.0	0.0	0.0	0.0	0.0	0.0	0.0	0.0
Shrinkage													
Acid Gas	0.0	0.0	0.0	0.0	0.0	0.0	0.0	0.0	0.0	0.0	0.0	0.0	0.0
Other products	49.7	44.9	50.3	43.9	15.8	0.0	0.0	0.0	0.0	0.0	0.0	0.0	204.6
Fuel	212.5	210.4	223.8	175.4	169.2	0.0	0.0	0.0	0.0	0.0	0.0	0.0	991.3
Flared	12.1	10.2	12.7	43.3	6.1	0.0	0.0	0.0	0.0	0.0	0.0	0.0	84.4
Vented	0.0	0.0	0.0	0.0	0.0	0.0	0.0	0.0	0.0	0.0	0.0	0.0	0.0
Diff and Other	-56.0	-17.9	-39.7	-78.4	-95.7	0.0	0.0	0.0	0.0	0.0	0.0	0.0	-287.7
Process and Frac													
Pentanes Plus	240.7	217.3	243.6	212.2	76.5	0.0	0.0	0.0	0.0	0.0	0.0	0.0	990.3
Propane	0.0	0.0	0.0	0.0	0.0	0.0	0.0	0.0	0.0	0.0	0.0	0.0	0.0
Butanes	0.0	0.0	0.0	0.0	0.0	0.0	0.0	0.0	0.0	0.0	0.0	0.0	0.0
Ethane	0.0	0.0	0.0	0.0	0.0	0.0	0.0	0.0	0.0	0.0	0.0	0.0	0.0
NGL MIX	0.0	0.0	0.0	0.0	0.0	0.0	0.0	0.0	0.0	0.0	0.0	0.0	0.0
Sulphur	0.0	0.0	0.0	0.0	0.0	0.0	0.0	0.0	0.0	0.0	0.0	0.0	0.0
Sulphur Closing Inv	0.0	0.0	0.0	0.0	0.0	0.0	0.0	0.0	0.0	0.0	0.0	0.0	0.0

Unit of Measurement: Gas and Gas equivalent products: 1000m3, Liquids: m3, Sulphur: MTS

VPR6200

Facility ID ABGP0077070
Facility Licence # 28375

Facility Name RYCROFT 15-11-76-6W6 GAS PLANT
Facility Operator A172 WINSLOW

Production Month	202001	202002	202003	202004	202005	202006	202007	202008	202009	202010	202011	202012	Totals
Receipts													
Receipts from Alberta Facilities	1,055.1	1,283.5	1,352.0	889.0	1,185.3	0.0	0.0	0.0	0.0	0.0	0.0	0.0	5,764.9
Receipts from Non-Alberta Facilities	0.0	0.0	0.0	0.0	0.0	0.0	0.0	0.0	0.0	0.0	0.0	0.0	0.0
Dispositions													
Disposition													
Battery	0.0	0.0	0.0	0.0	0.0	0.0	0.0	0.0	0.0	0.0	0.0	0.0	0.0
Gas Gathering System	0.0	0.0	0.0	0.0	0.0	0.0	0.0	0.0	0.0	0.0	0.0	0.0	0.0
Gas Plant	0.0	0.0	0.0	0.0	0.0	0.0	0.0	0.0	0.0	0.0	0.0	0.0	0.0
Injection Facility	0.0	0.0	0.0	0.0	0.0	0.0	0.0	0.0	0.0	0.0	0.0	0.0	0.0
Meter Station	978.2	1,223.0	1,303.8	888.4	1,043.6	0.0	0.0	0.0	0.0	0.0	0.0	0.0	5,437.0
Other	0.0	0.0	0.0	0.0	0.0	0.0	0.0	0.0	0.0	0.0	0.0	0.0	0.0
Alberta Commercial	0.0	0.0	0.0	0.0	0.0	0.0	0.0	0.0	0.0	0.0	0.0	0.0	0.0
Alberta Industrial	0.0	0.0	0.0	0.0	0.0	0.0	0.0	0.0	0.0	0.0	0.0	0.0	0.0
Alberta Residential	0.0	0.0	0.0	0.0	0.0	0.0	0.0	0.0	0.0	0.0	0.0	0.0	0.0
Alberta Elec.Generation	0.0	0.0	0.0	0.0	0.0	0.0	0.0	0.0	0.0	0.0	0.0	0.0	0.0
Shrinkage													
Acid Gas	0.0	0.0	0.0	0.0	0.0	0.0	0.0	0.0	0.0	0.0	0.0	0.0	0.0
Other products	13.5	16.5	19.8	7.8	14.8	0.0	0.0	0.0	0.0	0.0	0.0	0.0	72.4
Fuel	111.8	111.7	117.6	111.4	115.0	0.0	0.0	0.0	0.0	0.0	0.0	0.0	567.5
Flared	0.0	0.0	0.0	0.0	0.0	0.0	0.0	0.0	0.0	0.0	0.0	0.0	0.0
Vented	0.0	0.0	0.0	0.0	0.0	0.0	0.0	0.0	0.0	0.0	0.0	0.0	0.0
Diff and Other	-48.4	-67.7	-89.2	-118.6	11.9	0.0	0.0	0.0	0.0	0.0	0.0	0.0	-312.0
Process and Frac													
Pentanes Plus	0.0	0.0	0.0	0.0	0.0	0.0	0.0	0.0	0.0	0.0	0.0	0.0	0.0
Propane	0.0	0.0	0.0	0.0	0.0	0.0	0.0	0.0	0.0	0.0	0.0	0.0	0.0
Butanes	0.0	0.0	0.0	0.0	0.0	0.0	0.0	0.0	0.0	0.0	0.0	0.0	0.0
Ethane	0.0	0.0	0.0	0.0	0.0	0.0	0.0	0.0	0.0	0.0	0.0	0.0	0.0
NGL MIX	62.0	76.9	88.7	34.6	66.6	0.0	0.0	0.0	0.0	0.0	0.0	0.0	328.8
Sulphur	0.0	0.0	0.0	0.0	0.0	0.0	0.0	0.0	0.0	0.0	0.0	0.0	0.0
Sulphur Closing Inv	0.0	0.0	0.0	0.0	0.0	0.0	0.0	0.0	0.0	0.0	0.0	0.0	0.0

Unit of Measurement: Gas and Gas equivalent products: 1000m3, Liquids: m3, Sulphur: MTS

VPR6200

Facility ID ABGP0077308

Facility Name DRYDEN CREEK GAS PLANT

Facility Licence # 28640

Facility Operator OBP8

Production Month	202001	202002	202003	202004	202005	202006	202007	202008	202009	202010	202011	202012	Totals
Receipts													
Receipts from Alberta Facilities	0.0	0.0	0.0	0.0	0.0	0.0	0.0	0.0	0.0	0.0	0.0	0.0	0.0
Receipts from Non-Alberta Facilities	0.0	0.0	0.0	0.0	0.0	0.0	0.0	0.0	0.0	0.0	0.0	0.0	0.0
Dispositions													
Disposition													
Battery	0.0	0.0	0.0	0.0	0.0	0.0	0.0	0.0	0.0	0.0	0.0	0.0	0.0
Gas Gathering System	0.0	0.0	0.0	0.0	0.0	0.0	0.0	0.0	0.0	0.0	0.0	0.0	0.0
Gas Plant	0.0	0.0	0.0	0.0	0.0	0.0	0.0	0.0	0.0	0.0	0.0	0.0	0.0
Injection Facility	0.0	0.0	0.0	0.0	0.0	0.0	0.0	0.0	0.0	0.0	0.0	0.0	0.0
Meter Station	0.0	0.0	0.0	0.0	0.0	0.0	0.0	0.0	0.0	0.0	0.0	0.0	0.0
Other	0.0	0.0	0.0	0.0	0.0	0.0	0.0	0.0	0.0	0.0	0.0	0.0	0.0
Alberta Commercial	0.0	0.0	0.0	0.0	0.0	0.0	0.0	0.0	0.0	0.0	0.0	0.0	0.0
Alberta Industrial	0.0	0.0	0.0	0.0	0.0	0.0	0.0	0.0	0.0	0.0	0.0	0.0	0.0
Alberta Residential	0.0	0.0	0.0	0.0	0.0	0.0	0.0	0.0	0.0	0.0	0.0	0.0	0.0
Alberta Elec.Generation	0.0	0.0	0.0	0.0	0.0	0.0	0.0	0.0	0.0	0.0	0.0	0.0	0.0
Shrinkage													
Acid Gas	0.0	0.0	0.0	0.0	0.0	0.0	0.0	0.0	0.0	0.0	0.0	0.0	0.0
Other products	0.0	0.0	0.0	0.0	0.0	0.0	0.0	0.0	0.0	0.0	0.0	0.0	0.0
Fuel	0.0	0.0	0.0	0.0	0.0	0.0	0.0	0.0	0.0	0.0	0.0	0.0	0.0
Flared	0.0	0.0	0.0	0.0	0.0	0.0	0.0	0.0	0.0	0.0	0.0	0.0	0.0
Vented	0.0	0.0	0.0	0.0	0.0	0.0	0.0	0.0	0.0	0.0	0.0	0.0	0.0
Diff and Other	0.0	0.0	0.0	0.0	0.0	0.0	0.0	0.0	0.0	0.0	0.0	0.0	0.0
Process and Frac													
Pentanes Plus	0.0	0.0	0.0	0.0	0.0	0.0	0.0	0.0	0.0	0.0	0.0	0.0	0.0
Propane	0.0	0.0	0.0	0.0	0.0	0.0	0.0	0.0	0.0	0.0	0.0	0.0	0.0
Butanes	0.0	0.0	0.0	0.0	0.0	0.0	0.0	0.0	0.0	0.0	0.0	0.0	0.0
Ethane	0.0	0.0	0.0	0.0	0.0	0.0	0.0	0.0	0.0	0.0	0.0	0.0	0.0
NGL MIX	0.0	0.0	0.0	0.0	0.0	0.0	0.0	0.0	0.0	0.0	0.0	0.0	0.0
Sulphur	0.0	0.0	0.0	0.0	0.0	0.0	0.0	0.0	0.0	0.0	0.0	0.0	0.0
Sulphur Closing Inv	0.0	0.0	0.0	0.0	0.0	0.0	0.0	0.0	0.0	0.0	0.0	0.0	0.0

Unit of Measurement: Gas and Gas equivalent products: 1000m3, Liquids: m3, Sulphur: MTS

VPR6200

Facility ID ABGP0077324

Facility Name BAYTEX WIMBORNE 5-10 GAS PLANT

Facility Licence # 21701

Facility Operator A517 LONG RUN

Production Month	202001	202002	202003	202004	202005	202006	202007	202008	202009	202010	202011	202012	Totals
Receipts													
Receipts from Alberta Facilities	660.1	622.6	658.1	631.9	456.1	0.0	0.0	0.0	0.0	0.0	0.0	0.0	3,028.8
Receipts from Non-Alberta Facilities	0.0	0.0	0.0	0.0	0.0	0.0	0.0	0.0	0.0	0.0	0.0	0.0	0.0
Dispositions													
Disposition													
Battery	0.0	0.0	0.0	0.0	0.0	0.0	0.0	0.0	0.0	0.0	0.0	0.0	0.0
Gas Gathering System	112.1	104.0	112.7	109.0	88.6	0.0	0.0	0.0	0.0	0.0	0.0	0.0	526.4
Gas Plant	0.0	0.0	0.0	0.0	0.0	0.0	0.0	0.0	0.0	0.0	0.0	0.0	0.0
Injection Facility	0.0	0.0	0.0	0.0	0.0	0.0	0.0	0.0	0.0	0.0	0.0	0.0	0.0
Meter Station	531.4	495.8	521.6	484.4	340.8	0.0	0.0	0.0	0.0	0.0	0.0	0.0	2,374.0
Other	0.0	0.0	0.0	0.0	0.0	0.0	0.0	0.0	0.0	0.0	0.0	0.0	0.0
Alberta Commercial	0.0	0.0	0.0	0.0	0.0	0.0	0.0	0.0	0.0	0.0	0.0	0.0	0.0
Alberta Industrial	0.0	0.0	0.0	0.0	0.0	0.0	0.0	0.0	0.0	0.0	0.0	0.0	0.0
Alberta Residential	0.0	0.0	0.0	0.0	0.0	0.0	0.0	0.0	0.0	0.0	0.0	0.0	0.0
Alberta Elec.Generation	0.0	0.0	0.0	0.0	0.0	0.0	0.0	0.0	0.0	0.0	0.0	0.0	0.0
Shrinkage													
Acid Gas	0.0	0.0	0.0	0.0	0.0	0.0	0.0	0.0	0.0	0.0	0.0	0.0	0.0
Other products	4.8	4.3	3.2	5.0	3.9	0.0	0.0	0.0	0.0	0.0	0.0	0.0	21.2
Fuel	8.7	8.1	8.7	8.4	7.0	0.0	0.0	0.0	0.0	0.0	0.0	0.0	40.9
Flared	0.0	0.0	0.0	0.0	0.0	0.0	0.0	0.0	0.0	0.0	0.0	0.0	0.0
Vented	2.5	2.7	2.9	2.3	1.9	0.0	0.0	0.0	0.0	0.0	0.0	0.0	12.3
Diff and Other	0.6	7.7	9.0	22.8	13.9	0.0	0.0	0.0	0.0	0.0	0.0	0.0	54.0
Process and Frac													
Pentanes Plus	0.0	0.0	0.0	0.0	0.0	0.0	0.0	0.0	0.0	0.0	0.0	0.0	0.0
Propane	0.0	0.0	0.0	0.0	0.0	0.0	0.0	0.0	0.0	0.0	0.0	0.0	0.0
Butanes	0.0	0.0	0.0	0.0	0.0	0.0	0.0	0.0	0.0	0.0	0.0	0.0	0.0
Ethane	0.0	0.0	0.0	0.0	0.0	0.0	0.0	0.0	0.0	0.0	0.0	0.0	0.0
NGL MIX	21.6	20.0	14.4	22.4	17.2	0.0	0.0	0.0	0.0	0.0	0.0	0.0	95.6
Sulphur	0.0	0.0	0.0	0.0	0.0	0.0	0.0	0.0	0.0	0.0	0.0	0.0	0.0
Sulphur Closing Inv	0.0	0.0	0.0	0.0	0.0	0.0	0.0	0.0	0.0	0.0	0.0	0.0	0.0

Unit of Measurement: Gas and Gas equivalent products: 1000m3, Liquids: m3, Sulphur: MTS

VPR6200

Facility ID ABGP0079061
Facility Licence # 25164

Facility Name SMOKY 7-36-58-3W6
Facility Operator OHE9 CNRL

Production Month	202001	202002	202003	202004	202005	202006	202007	202008	202009	202010	202011	202012	Totals
Receipts													
Receipts from Alberta Facilities	21,272.7	21,223.5	21,924.9	21,083.8	21,598.7	0.0	0.0	0.0	0.0	0.0	0.0	0.0	107,103.6
Receipts from Non-Alberta Facilities	0.0	0.0	0.0	0.0	0.0	0.0	0.0	0.0	0.0	0.0	0.0	0.0	0.0
Dispositions													
Disposition													
Battery	0.0	0.0	0.0	0.0	0.0	0.0	0.0	0.0	0.0	0.0	0.0	0.0	0.0
Gas Gathering System	19,466.8	19,496.7	20,355.1	19,570.1	20,083.8	0.0	0.0	0.0	0.0	0.0	0.0	0.0	98,972.5
Gas Plant	0.0	0.0	0.0	0.0	0.0	0.0	0.0	0.0	0.0	0.0	0.0	0.0	0.0
Injection Facility	0.0	0.0	0.0	0.0	0.0	0.0	0.0	0.0	0.0	0.0	0.0	0.0	0.0
Meter Station	0.0	0.0	0.0	0.0	0.0	0.0	0.0	0.0	0.0	0.0	0.0	0.0	0.0
Other	0.0	0.0	0.0	0.0	0.0	0.0	0.0	0.0	0.0	0.0	0.0	0.0	0.0
Alberta Commercial	0.0	0.0	0.0	0.0	0.0	0.0	0.0	0.0	0.0	0.0	0.0	0.0	0.0
Alberta Industrial	0.0	0.0	0.0	0.0	0.0	0.0	0.0	0.0	0.0	0.0	0.0	0.0	0.0
Alberta Residential	0.0	0.0	0.0	0.0	0.0	0.0	0.0	0.0	0.0	0.0	0.0	0.0	0.0
Alberta Elec.Generation	0.0	0.0	0.0	0.0	0.0	0.0	0.0	0.0	0.0	0.0	0.0	0.0	0.0
Shrinkage													
Acid Gas	0.0	0.0	0.0	0.0	0.0	0.0	0.0	0.0	0.0	0.0	0.0	0.0	0.0
Other products	421.0	420.8	428.0	416.6	427.0	0.0	0.0	0.0	0.0	0.0	0.0	0.0	2,113.4
Fuel	867.6	837.3	821.2	783.7	785.5	0.0	0.0	0.0	0.0	0.0	0.0	0.0	4,095.3
Flared	24.8	21.0	26.7	27.2	13.3	0.0	0.0	0.0	0.0	0.0	0.0	0.0	113.0
Vented	0.5	0.3	0.9	1.5	1.7	0.0	0.0	0.0	0.0	0.0	0.0	0.0	4.9
Diff and Other	492.0	447.4	293.0	284.7	287.4	0.0	0.0	0.0	0.0	0.0	0.0	0.0	1,804.5
Process and Frac													
Pentanes Plus	2,036.9	2,035.9	2,070.8	2,016.0	2,066.2	0.0	0.0	0.0	0.0	0.0	0.0	0.0	10,225.8
Propane	0.0	0.0	0.0	0.0	0.0	0.0	0.0	0.0	0.0	0.0	0.0	0.0	0.0
Butanes	0.0	0.0	0.0	0.0	0.0	0.0	0.0	0.0	0.0	0.0	0.0	0.0	0.0
Ethane	0.0	0.0	0.0	0.0	0.0	0.0	0.0	0.0	0.0	0.0	0.0	0.0	0.0
NGL MIX	0.0	0.0	0.0	0.0	0.0	0.0	0.0	0.0	0.0	0.0	0.0	0.0	0.0
Sulphur	0.0	0.0	0.0	0.0	0.0	0.0	0.0	0.0	0.0	0.0	0.0	0.0	0.0
Sulphur Closing Inv	0.0	0.0	0.0	0.0	0.0	0.0	0.0	0.0	0.0	0.0	0.0	0.0	0.0

Unit of Measurement: Gas and Gas equivalent products: 1000m3, Liquids: m3, Sulphur: MTS

VPR6200

Facility ID ABGP0079260
Facility Licence # 3728

Facility Name RED LAND SOUTH 6-4-27-21W4 GAS PLANT
Facility Operator A7AG LYNX ENERGY

Production Month	202001	202002	202003	202004	202005	202006	202007	202008	202009	202010	202011	202012	Totals
Receipts													
Receipts from Alberta Facilities	10,013.1	10,506.5	10,755.7	9,970.7	10,251.4	0.0	0.0	0.0	0.0	0.0	0.0	0.0	51,497.4
Receipts from Non-Alberta Facilities	0.0	0.0	0.0	0.0	0.0	0.0	0.0	0.0	0.0	0.0	0.0	0.0	0.0
Dispositions													
Disposition													
Battery	43.2	43.3	42.4	43.1	46.6	0.0	0.0	0.0	0.0	0.0	0.0	0.0	218.6
Gas Gathering System	0.0	0.0	0.0	0.0	0.0	0.0	0.0	0.0	0.0	0.0	0.0	0.0	0.0
Gas Plant	0.0	0.0	0.0	0.0	0.0	0.0	0.0	0.0	0.0	0.0	0.0	0.0	0.0
Injection Facility	0.0	0.0	0.0	0.0	0.0	0.0	0.0	0.0	0.0	0.0	0.0	0.0	0.0
Meter Station	9,484.3	9,937.6	10,205.3	9,546.1	9,836.2	0.0	0.0	0.0	0.0	0.0	0.0	0.0	49,009.5
Other	0.0	0.0	0.0	0.0	0.0	0.0	0.0	0.0	0.0	0.0	0.0	0.0	0.0
Alberta Commercial	0.0	0.0	0.0	0.0	0.0	0.0	0.0	0.0	0.0	0.0	0.0	0.0	0.0
Alberta Industrial	0.0	0.0	0.0	0.0	0.0	0.0	0.0	0.0	0.0	0.0	0.0	0.0	0.0
Alberta Residential	0.0	0.0	0.0	0.0	0.0	0.0	0.0	0.0	0.0	0.0	0.0	0.0	0.0
Alberta Elec.Generation	0.0	0.0	0.0	0.0	0.0	0.0	0.0	0.0	0.0	0.0	0.0	0.0	0.0
Shrinkage													
Acid Gas	0.0	0.0	0.0	0.0	0.0	0.0	0.0	0.0	0.0	0.0	0.0	0.0	0.0
Other products	128.1	115.1	113.1	82.8	70.5	0.0	0.0	0.0	0.0	0.0	0.0	0.0	509.6
Fuel	309.8	320.0	321.0	294.1	302.3	0.0	0.0	0.0	0.0	0.0	0.0	0.0	1,547.2
Flared	2.0	1.9	2.4	2.9	2.0	0.0	0.0	0.0	0.0	0.0	0.0	0.0	11.2
Vented	0.0	0.0	0.0	0.0	1.0	0.0	0.0	0.0	0.0	0.0	0.0	0.0	1.0
Diff and Other	45.7	88.6	71.5	1.7	-7.2	0.0	0.0	0.0	0.0	0.0	0.0	0.0	200.3
Process and Frac													
Pentanes Plus	0.0	0.0	0.0	0.0	0.0	0.0	0.0	0.0	0.0	0.0	0.0	0.0	0.0
Propane	0.0	0.0	0.0	0.0	0.0	0.0	0.0	0.0	0.0	0.0	0.0	0.0	0.0
Butanes	0.0	0.0	0.0	0.0	0.0	0.0	0.0	0.0	0.0	0.0	0.0	0.0	0.0
Ethane	0.0	0.0	0.0	0.0	0.0	0.0	0.0	0.0	0.0	0.0	0.0	0.0	0.0
NGL MIX	549.7	500.8	493.3	364.2	313.1	0.0	0.0	0.0	0.0	0.0	0.0	0.0	2,221.1
Sulphur	0.0	0.0	0.0	0.0	0.0	0.0	0.0	0.0	0.0	0.0	0.0	0.0	0.0
Sulphur Closing Inv	0.0	0.0	0.0	0.0	0.0	0.0	0.0	0.0	0.0	0.0	0.0	0.0	0.0

Unit of Measurement: Gas and Gas equivalent products: 1000m3, Liquids: m3, Sulphur: MTS

VPR6200

Facility ID ABGP0080187

Facility Name PEYTO KAKWA 02-11-60-04 W6 SWEET GAS

Facility Licence # 27772

Facility Operator OYA2 PEYTO

Production Month	202001	202002	202003	202004	202005	202006	202007	202008	202009	202010	202011	202012	Totals
Receipts													
Receipts from Alberta Facilities	8,640.3	8,191.4	8,620.7	8,373.0	8,850.5	0.0	0.0	0.0	0.0	0.0	0.0	0.0	42,675.9
Receipts from Non-Alberta Facilities	0.0	0.0	0.0	0.0	0.0	0.0	0.0	0.0	0.0	0.0	0.0	0.0	0.0
Dispositions													
Disposition													
Battery	0.0	0.0	0.0	0.0	0.0	0.0	0.0	0.0	0.0	0.0	0.0	0.0	0.0
Gas Gathering System	0.0	0.0	0.0	0.0	0.0	0.0	0.0	0.0	0.0	0.0	0.0	0.0	0.0
Gas Plant	0.0	0.0	0.0	0.0	0.0	0.0	0.0	0.0	0.0	0.0	0.0	0.0	0.0
Injection Facility	0.0	0.0	0.0	0.0	0.0	0.0	0.0	0.0	0.0	0.0	0.0	0.0	0.0
Meter Station	7,286.8	6,878.4	7,320.8	7,205.2	7,618.8	0.0	0.0	0.0	0.0	0.0	0.0	0.0	36,310.0
Other	0.0	0.0	0.0	0.0	0.0	0.0	0.0	0.0	0.0	0.0	0.0	0.0	0.0
Alberta Commercial	0.0	0.0	0.0	0.0	0.0	0.0	0.0	0.0	0.0	0.0	0.0	0.0	0.0
Alberta Industrial	0.0	0.0	0.0	0.0	0.0	0.0	0.0	0.0	0.0	0.0	0.0	0.0	0.0
Alberta Residential	0.0	0.0	0.0	0.0	0.0	0.0	0.0	0.0	0.0	0.0	0.0	0.0	0.0
Alberta Elec.Generation	0.0	0.0	0.0	0.0	0.0	0.0	0.0	0.0	0.0	0.0	0.0	0.0	0.0
Shrinkage													
Acid Gas	0.0	0.0	0.0	0.0	0.0	0.0	0.0	0.0	0.0	0.0	0.0	0.0	0.0
Other products	583.2	561.9	540.2	424.2	453.6	0.0	0.0	0.0	0.0	0.0	0.0	0.0	2,563.1
Fuel	482.5	462.5	474.0	508.6	489.5	0.0	0.0	0.0	0.0	0.0	0.0	0.0	2,417.1
Flared	23.2	2.9	3.1	3.0	4.3	0.0	0.0	0.0	0.0	0.0	0.0	0.0	36.5
Vented	0.0	0.0	0.0	0.0	3.1	0.0	0.0	0.0	0.0	0.0	0.0	0.0	3.1
Diff and Other	264.6	285.7	282.6	232.0	281.2	0.0	0.0	0.0	0.0	0.0	0.0	0.0	1,346.1
Process and Frac													
Pentanes Plus	821.4	781.6	968.1	835.4	949.0	0.0	0.0	0.0	0.0	0.0	0.0	0.0	4,355.5
Propane	0.0	0.0	0.0	0.0	0.0	0.0	0.0	0.0	0.0	0.0	0.0	0.0	0.0
Butanes	0.0	0.0	0.0	0.0	0.0	0.0	0.0	0.0	0.0	0.0	0.0	0.0	0.0
Ethane	0.0	0.0	0.0	0.0	0.0	0.0	0.0	0.0	0.0	0.0	0.0	0.0	0.0
NGL MIX	1,691.8	1,626.8	1,417.0	1,094.0	1,138.9	0.0	0.0	0.0	0.0	0.0	0.0	0.0	6,968.5
Sulphur	0.0	0.0	0.0	0.0	0.0	0.0	0.0	0.0	0.0	0.0	0.0	0.0	0.0
Sulphur Closing Inv	0.0	0.0	0.0	0.0	0.0	0.0	0.0	0.0	0.0	0.0	0.0	0.0	0.0

Unit of Measurement: Gas and Gas equivalent products: 1000m3, Liquids: m3, Sulphur: MTS

VPR6200

Facility ID ABGP0080688
Facility Licence # 30742

Facility Name WILD RIVER 14-20 GP
Facility Operator A573 TOURMALINE

Production Month	202001	202002	202003	202004	202005	202006	202007	202008	202009	202010	202011	202012	Totals
Receipts													
Receipts from Alberta Facilities	221,046.4	197,079.5	208,408.8	201,474.1	206,261.4	0.0	0.0	0.0	0.0	0.0	0.0	0.0	1,034,270.2
Receipts from Non-Alberta Facilities	0.0	0.0	0.0	0.0	0.0	0.0	0.0	0.0	0.0	0.0	0.0	0.0	0.0
Dispositions													
Disposition													
Battery	0.0	0.0	0.0	0.0	0.0	0.0	0.0	0.0	0.0	0.0	0.0	0.0	0.0
Gas Gathering System	0.0	0.0	0.0	0.0	0.0	0.0	0.0	0.0	0.0	0.0	0.0	0.0	0.0
Gas Plant	219,710.0	196,322.0	205,095.0	198,645.7	203,823.9	0.0	0.0	0.0	0.0	0.0	0.0	0.0	1,023,596.6
Injection Facility	0.0	0.0	0.0	0.0	0.0	0.0	0.0	0.0	0.0	0.0	0.0	0.0	0.0
Meter Station	231.3	0.0	0.0	280.2	0.0	0.0	0.0	0.0	0.0	0.0	0.0	0.0	511.5
Other	0.0	0.0	0.0	0.0	0.0	0.0	0.0	0.0	0.0	0.0	0.0	0.0	0.0
Alberta Commercial	0.0	0.0	0.0	0.0	0.0	0.0	0.0	0.0	0.0	0.0	0.0	0.0	0.0
Alberta Industrial	0.0	0.0	0.0	0.0	0.0	0.0	0.0	0.0	0.0	0.0	0.0	0.0	0.0
Alberta Residential	0.0	0.0	0.0	0.0	0.0	0.0	0.0	0.0	0.0	0.0	0.0	0.0	0.0
Alberta Elec.Generation	0.0	0.0	0.0	0.0	0.0	0.0	0.0	0.0	0.0	0.0	0.0	0.0	0.0
Shrinkage													
Acid Gas	0.0	0.0	0.0	0.0	3,240.8	0.0	0.0	0.0	0.0	0.0	0.0	0.0	3,240.8
Other products	709.0	572.1	656.6	555.1	580.5	0.0	0.0	0.0	0.0	0.0	0.0	0.0	3,073.3
Fuel	2,818.1	3,006.2	3,374.5	3,228.1	0.0	0.0	0.0	0.0	0.0	0.0	0.0	0.0	12,426.9
Flared	4.0	3.4	4.0	23.5	3.7	0.0	0.0	0.0	0.0	0.0	0.0	0.0	38.6
Vented	0.0	0.3	0.4	3.0	3.1	0.0	0.0	0.0	0.0	0.0	0.0	0.0	6.8
Diff and Other	-2,426.0	-2,824.5	-721.7	-1,261.5	-1,390.6	0.0	0.0	0.0	0.0	0.0	0.0	0.0	-8,624.3
Process and Frac													
Pentanes Plus	2,137.0	1,892.8	1,886.1	1,713.3	1,863.8	0.0	0.0	0.0	0.0	0.0	0.0	0.0	9,493.0
Propane	0.0	0.0	0.0	0.0	0.0	0.0	0.0	0.0	0.0	0.0	0.0	0.0	0.0
Butanes	0.0	0.0	0.0	0.0	0.0	0.0	0.0	0.0	0.0	0.0	0.0	0.0	0.0
Ethane	0.0	0.0	0.0	0.0	0.0	0.0	0.0	0.0	0.0	0.0	0.0	0.0	0.0
NGL MIX	1,149.8	778.5	1,148.3	865.2	840.7	0.0	0.0	0.0	0.0	0.0	0.0	0.0	4,782.5
Sulphur	0.0	0.0	0.0	0.0	0.0	0.0	0.0	0.0	0.0	0.0	0.0	0.0	0.0
Sulphur Closing Inv	0.0	0.0	0.0	0.0	0.0	0.0	0.0	0.0	0.0	0.0	0.0	0.0	0.0

Unit of Measurement: Gas and Gas equivalent products: 1000m3, Liquids: m3, Sulphur: MTS

VPR6200

Facility ID ABGP0080972
Facility Licence # 31023

Facility Name ANTE CREEK GAS PLANT 10-36-065-25W5M
Facility Operator 0G30 ARC

Production Month	202001	202002	202003	202004	202005	202006	202007	202008	202009	202010	202011	202012	Totals
Receipts													
Receipts from Alberta Facilities	7,992.9	6,482.0	3,900.0	13,607.3	13,055.8	0.0	0.0	0.0	0.0	0.0	0.0	0.0	45,038.0
Receipts from Non-Alberta Facilities	0.0	0.0	0.0	0.0	0.0	0.0	0.0	0.0	0.0	0.0	0.0	0.0	0.0
Dispositions													
Disposition Battery	1,061.9	1,289.6	0.0	0.0	0.0	0.0	0.0	0.0	0.0	0.0	0.0	0.0	2,351.5
Gas Gathering System	0.0	0.0	0.0	0.0	0.0	0.0	0.0	0.0	0.0	0.0	0.0	0.0	0.0
Gas Plant	0.0	0.0	0.0	0.0	0.0	0.0	0.0	0.0	0.0	0.0	0.0	0.0	0.0
Injection Facility	0.0	0.0	0.0	0.0	0.0	0.0	0.0	0.0	0.0	0.0	0.0	0.0	0.0
Meter Station	7,038.6	5,234.5	3,841.5	11,905.5	11,296.3	0.0	0.0	0.0	0.0	0.0	0.0	0.0	39,316.4
Other	0.0	0.0	0.0	0.0	0.0	0.0	0.0	0.0	0.0	0.0	0.0	0.0	0.0
Alberta Commercial	0.0	0.0	0.0	0.0	0.0	0.0	0.0	0.0	0.0	0.0	0.0	0.0	0.0
Alberta Industrial	0.0	0.0	0.0	0.0	0.0	0.0	0.0	0.0	0.0	0.0	0.0	0.0	0.0
Alberta Residential	0.0	0.0	0.0	0.0	0.0	0.0	0.0	0.0	0.0	0.0	0.0	0.0	0.0
Alberta Elec.Generation	0.0	0.0	0.0	0.0	0.0	0.0	0.0	0.0	0.0	0.0	0.0	0.0	0.0
Shrinkage Acid Gas	0.0	0.0	0.0	0.0	0.0	0.0	0.0	0.0	0.0	0.0	0.0	0.0	0.0
Other products	244.5	245.1	174.6	597.6	527.3	0.0	0.0	0.0	0.0	0.0	0.0	0.0	1,789.1
Fuel	28.0	3.6	90.6	717.4	568.1	0.0	0.0	0.0	0.0	0.0	0.0	0.0	1,407.7
Flared	8.2	24.3	19.4	12.0	68.8	0.0	0.0	0.0	0.0	0.0	0.0	0.0	132.7
Vented	0.0	0.0	0.0	0.0	0.0	0.0	0.0	0.0	0.0	0.0	0.0	0.0	0.0
Diff and Other	-388.3	-315.1	-226.1	374.8	595.3	0.0	0.0	0.0	0.0	0.0	0.0	0.0	40.6
Process and Frac													
Pentanes Plus	0.0	0.0	0.0	0.0	0.0	0.0	0.0	0.0	0.0	0.0	0.0	0.0	0.0
Propane	0.0	0.0	0.0	0.0	0.0	0.0	0.0	0.0	0.0	0.0	0.0	0.0	0.0
Butanes	0.0	0.0	0.0	0.0	0.0	0.0	0.0	0.0	0.0	0.0	0.0	0.0	0.0
Ethane	0.0	0.0	0.0	0.0	0.0	0.0	0.0	0.0	0.0	0.0	0.0	0.0	0.0
NGL MIX	995.7	1,012.2	717.9	2,454.7	2,191.7	0.0	0.0	0.0	0.0	0.0	0.0	0.0	7,372.2
Sulphur	0.0	0.0	0.0	0.0	0.0	0.0	0.0	0.0	0.0	0.0	0.0	0.0	0.0
Sulphur Closing Inv	0.0	0.0	0.0	0.0	0.0	0.0	0.0	0.0	0.0	0.0	0.0	0.0	0.0

Unit of Measurement: Gas and Gas equivalent products: 1000m3, Liquids: m3, Sulphur: MTS

VPR6200

Facility ID ABGP0081174

Facility Name ATCO CARBON SOUTH

Facility Licence # 22299

Facility Operator 0Z2W

Production Month	202001	202002	202003	202004	202005	202006	202007	202008	202009	202010	202011	202012	Totals
Receipts													
Receipts from Alberta Facilities	0.0	0.0	0.0	0.0	0.0	0.0	0.0	0.0	0.0	0.0	0.0	0.0	0.0
Receipts from Non-Alberta Facilities	0.0	0.0	0.0	0.0	0.0	0.0	0.0	0.0	0.0	0.0	0.0	0.0	0.0
Dispositions													
Disposition													
Battery	0.0	0.0	0.0	0.0	0.0	0.0	0.0	0.0	0.0	0.0	0.0	0.0	0.0
Gas Gathering System	0.0	0.0	0.0	0.0	0.0	0.0	0.0	0.0	0.0	0.0	0.0	0.0	0.0
Gas Plant	0.0	0.0	0.0	0.0	0.0	0.0	0.0	0.0	0.0	0.0	0.0	0.0	0.0
Injection Facility	0.0	0.0	0.0	0.0	0.0	0.0	0.0	0.0	0.0	0.0	0.0	0.0	0.0
Meter Station	0.0	0.0	0.0	0.0	0.0	0.0	0.0	0.0	0.0	0.0	0.0	0.0	0.0
Other	0.0	0.0	0.0	0.0	0.0	0.0	0.0	0.0	0.0	0.0	0.0	0.0	0.0
Alberta Commercial	0.0	0.0	0.0	0.0	0.0	0.0	0.0	0.0	0.0	0.0	0.0	0.0	0.0
Alberta Industrial	0.0	0.0	0.0	0.0	0.0	0.0	0.0	0.0	0.0	0.0	0.0	0.0	0.0
Alberta Residential	0.0	0.0	0.0	0.0	0.0	0.0	0.0	0.0	0.0	0.0	0.0	0.0	0.0
Alberta Elec.Generation	0.0	0.0	0.0	0.0	0.0	0.0	0.0	0.0	0.0	0.0	0.0	0.0	0.0
Shrinkage													
Acid Gas	0.0	0.0	0.0	0.0	0.0	0.0	0.0	0.0	0.0	0.0	0.0	0.0	0.0
Other products	0.0	0.0	0.0	0.0	0.0	0.0	0.0	0.0	0.0	0.0	0.0	0.0	0.0
Fuel	0.0	0.0	0.0	0.0	0.0	0.0	0.0	0.0	0.0	0.0	0.0	0.0	0.0
Flared	0.0	0.0	0.0	0.0	0.0	0.0	0.0	0.0	0.0	0.0	0.0	0.0	0.0
Vented	0.0	0.0	0.0	0.0	0.0	0.0	0.0	0.0	0.0	0.0	0.0	0.0	0.0
Diff and Other	0.0	0.0	0.0	0.0	0.0	0.0	0.0	0.0	0.0	0.0	0.0	0.0	0.0
Process and Frac													
Pentanes Plus	0.0	0.0	0.0	0.0	0.0	0.0	0.0	0.0	0.0	0.0	0.0	0.0	0.0
Propane	0.0	0.0	0.0	0.0	0.0	0.0	0.0	0.0	0.0	0.0	0.0	0.0	0.0
Butanes	0.0	0.0	0.0	0.0	0.0	0.0	0.0	0.0	0.0	0.0	0.0	0.0	0.0
Ethane	0.0	0.0	0.0	0.0	0.0	0.0	0.0	0.0	0.0	0.0	0.0	0.0	0.0
NGL MIX	0.0	0.0	0.0	0.0	0.0	0.0	0.0	0.0	0.0	0.0	0.0	0.0	0.0
Sulphur	0.0	0.0	0.0	0.0	0.0	0.0	0.0	0.0	0.0	0.0	0.0	0.0	0.0
Sulphur Closing Inv	0.0	0.0	0.0	0.0	0.0	0.0	0.0	0.0	0.0	0.0	0.0	0.0	0.0

Unit of Measurement: Gas and Gas equivalent products: 1000m3, Liquids: m3, Sulphur: MTS

VPR6200

Facility ID ABGP0081833

Facility Name WORSLEY 16-36 GAS PLANT

Facility Licence # 31781

Facility Operator A73W ENERCAPITA

Production Month	202001	202002	202003	202004	202005	202006	202007	202008	202009	202010	202011	202012	Totals
SHUTIN													
Receipts													
Receipts from Alberta Facilities	244.1	210.2	206.9	135.1	0.0	0.0	0.0	0.0	0.0	0.0	0.0	0.0	796.3
Receipts from Non-Alberta Facilities	0.0	0.0	0.0	0.0	0.0	0.0	0.0	0.0	0.0	0.0	0.0	0.0	0.0
Dispositions													
Disposition													
Battery	0.0	0.0	0.0	0.0	0.0	0.0	0.0	0.0	0.0	0.0	0.0	0.0	0.0
Gas Gathering System	0.0	0.0	0.0	0.0	0.0	0.0	0.0	0.0	0.0	0.0	0.0	0.0	0.0
Gas Plant	0.0	0.0	0.0	0.0	0.0	0.0	0.0	0.0	0.0	0.0	0.0	0.0	0.0
Injection Facility	0.0	0.0	0.0	0.0	0.0	0.0	0.0	0.0	0.0	0.0	0.0	0.0	0.0
Meter Station	232.1	202.8	211.7	126.9	0.0	0.0	0.0	0.0	0.0	0.0	0.0	0.0	773.5
Other	0.0	0.0	0.0	0.0	0.0	0.0	0.0	0.0	0.0	0.0	0.0	0.0	0.0
Alberta Commercial	0.0	0.0	0.0	0.0	0.0	0.0	0.0	0.0	0.0	0.0	0.0	0.0	0.0
Alberta Industrial	0.0	0.0	0.0	0.0	0.0	0.0	0.0	0.0	0.0	0.0	0.0	0.0	0.0
Alberta Residential	0.0	0.0	0.0	0.0	0.0	0.0	0.0	0.0	0.0	0.0	0.0	0.0	0.0
Alberta Elec.Generation	0.0	0.0	0.0	0.0	0.0	0.0	0.0	0.0	0.0	0.0	0.0	0.0	0.0
Shrinkage													
Acid Gas	0.0	0.0	0.0	0.0	0.0	0.0	0.0	0.0	0.0	0.0	0.0	0.0	0.0
Other products	0.0	0.0	0.0	0.0	0.0	0.0	0.0	0.0	0.0	0.0	0.0	0.0	0.0
Fuel	0.0	0.0	0.0	0.0	0.0	0.0	0.0	0.0	0.0	0.0	0.0	0.0	0.0
Flared	0.0	0.0	0.0	0.0	0.0	0.0	0.0	0.0	0.0	0.0	0.0	0.0	0.0
Vented	0.0	0.0	0.0	0.0	0.0	0.0	0.0	0.0	0.0	0.0	0.0	0.0	0.0
Diff and Other	12.0	7.4	-4.8	8.2	0.0	0.0	0.0	0.0	0.0	0.0	0.0	0.0	22.8
Process and Frac													
Pentanes Plus	0.0	0.0	0.0	0.0	0.0	0.0	0.0	0.0	0.0	0.0	0.0	0.0	0.0
Propane	0.0	0.0	0.0	0.0	0.0	0.0	0.0	0.0	0.0	0.0	0.0	0.0	0.0
Butanes	0.0	0.0	0.0	0.0	0.0	0.0	0.0	0.0	0.0	0.0	0.0	0.0	0.0
Ethane	0.0	0.0	0.0	0.0	0.0	0.0	0.0	0.0	0.0	0.0	0.0	0.0	0.0
NGL MIX	0.0	0.0	0.0	0.0	0.0	0.0	0.0	0.0	0.0	0.0	0.0	0.0	0.0
Sulphur	0.0	0.0	0.0	0.0	0.0	0.0	0.0	0.0	0.0	0.0	0.0	0.0	0.0
Sulphur Closing Inv	0.0	0.0	0.0	0.0	0.0	0.0	0.0	0.0	0.0	0.0	0.0	0.0	0.0

Unit of Measurement: Gas and Gas equivalent products: 1000m3, Liquids: m3, Sulphur: MTS

VPR6200

Facility ID ABGP0081848

Facility Name ENCANA ROSEBUD 2-1-27-21W4 GAS PLANT

Facility Licence # 3727

Facility Operator A7NW TXNE

Production Month	202001	202002	202003	202004	202005	202006	202007	202008	202009	202010	202011	202012	Totals
Receipts													
Receipts from Alberta Facilities	5,005.4	4,591.0	4,859.3	3,926.6	4,161.8	0.0	0.0	0.0	0.0	0.0	0.0	0.0	22,544.1
Receipts from Non-Alberta Facilities	0.0	0.0	0.0	0.0	0.0	0.0	0.0	0.0	0.0	0.0	0.0	0.0	0.0
Dispositions													
Disposition													
Battery	0.0	0.0	0.0	0.0	0.0	0.0	0.0	0.0	0.0	0.0	0.0	0.0	0.0
Gas Gathering System	0.0	0.0	0.0	0.0	0.0	0.0	0.0	0.0	0.0	0.0	0.0	0.0	0.0
Gas Plant	0.0	0.0	0.0	0.0	0.0	0.0	0.0	0.0	0.0	0.0	0.0	0.0	0.0
Injection Facility	0.0	0.0	0.0	0.0	0.0	0.0	0.0	0.0	0.0	0.0	0.0	0.0	0.0
Meter Station	4,530.0	4,183.2	4,423.5	3,603.0	3,842.3	0.0	0.0	0.0	0.0	0.0	0.0	0.0	20,582.0
Other	0.0	0.0	0.0	0.0	0.0	0.0	0.0	0.0	0.0	0.0	0.0	0.0	0.0
Alberta Commercial	0.0	0.0	0.0	0.0	0.0	0.0	0.0	0.0	0.0	0.0	0.0	0.0	0.0
Alberta Industrial	0.0	0.0	0.0	0.0	0.0	0.0	0.0	0.0	0.0	0.0	0.0	0.0	0.0
Alberta Residential	0.0	0.0	0.0	0.0	0.0	0.0	0.0	0.0	0.0	0.0	0.0	0.0	0.0
Alberta Elec.Generation	0.0	0.0	0.0	0.0	0.0	0.0	0.0	0.0	0.0	0.0	0.0	0.0	0.0
Shrinkage													
Acid Gas	0.0	0.0	0.0	0.0	0.0	0.0	0.0	0.0	0.0	0.0	0.0	0.0	0.0
Other products	177.2	156.7	156.9	118.8	117.2	0.0	0.0	0.0	0.0	0.0	0.0	0.0	726.8
Fuel	167.8	160.0	166.4	130.3	128.6	0.0	0.0	0.0	0.0	0.0	0.0	0.0	753.1
Flared	0.1	0.1	0.0	0.3	0.1	0.0	0.0	0.0	0.0	0.0	0.0	0.0	0.6
Vented	0.3	0.2	4.1	3.9	4.1	0.0	0.0	0.0	0.0	0.0	0.0	0.0	12.6
Diff and Other	130.0	90.8	108.4	70.3	69.5	0.0	0.0	0.0	0.0	0.0	0.0	0.0	469.0
Process and Frac													
Pentanes Plus	0.0	0.0	2.0	0.0	0.1	0.0	0.0	0.0	0.0	0.0	0.0	0.0	2.1
Propane	0.0	0.0	0.0	0.0	0.0	0.0	0.0	0.0	0.0	0.0	0.0	0.0	0.0
Butanes	0.0	0.0	0.0	0.0	0.0	0.0	0.0	0.0	0.0	0.0	0.0	0.0	0.0
Ethane	0.0	0.0	0.0	0.0	0.0	0.0	0.0	0.0	0.0	0.0	0.0	0.0	0.0
NGL MIX	707.2	625.3	626.3	471.2	469.8	0.0	0.0	0.0	0.0	0.0	0.0	0.0	2,899.8
Sulphur	0.0	0.0	0.0	0.0	0.0	0.0	0.0	0.0	0.0	0.0	0.0	0.0	0.0
Sulphur Closing Inv	0.0	0.0	0.0	0.0	0.0	0.0	0.0	0.0	0.0	0.0	0.0	0.0	0.0

Unit of Measurement: Gas and Gas equivalent products: 1000m3, Liquids: m3, Sulphur: MTS

VPR6200

Facility ID ABGP0081971

Facility Name BSO SF Lk GP 2-4-19-16W4M

Facility Licence # 31753

Facility Operator A6F7 BLACKSPUR

Production Month	202001	202002	202003	202004	202005	202006	202007	202008	202009	202010	202011	202012	Totals
Receipts													
Receipts from Alberta Facilities	205.3	189.6	113.7	0.0	0.0	0.0	0.0	0.0	0.0	0.0	0.0	0.0	508.6
Receipts from Non-Alberta Facilities	0.0	0.0	0.0	0.0	0.0	0.0	0.0	0.0	0.0	0.0	0.0	0.0	0.0
Dispositions													
Disposition													
Battery	0.0	0.0	0.0	0.0	0.0	0.0	0.0	0.0	0.0	0.0	0.0	0.0	0.0
Gas Gathering System	0.0	0.0	0.0	0.0	0.0	0.0	0.0	0.0	0.0	0.0	0.0	0.0	0.0
Gas Plant	0.0	0.0	0.0	0.0	0.0	0.0	0.0	0.0	0.0	0.0	0.0	0.0	0.0
Injection Facility	0.0	0.0	0.0	0.0	0.0	0.0	0.0	0.0	0.0	0.0	0.0	0.0	0.0
Meter Station	153.2	136.9	89.2	0.0	0.0	0.0	0.0	0.0	0.0	0.0	0.0	0.0	379.3
Other	0.0	0.0	0.0	0.0	0.0	0.0	0.0	0.0	0.0	0.0	0.0	0.0	0.0
Alberta Commercial	0.0	0.0	0.0	0.0	0.0	0.0	0.0	0.0	0.0	0.0	0.0	0.0	0.0
Alberta Industrial	0.0	0.0	0.0	0.0	0.0	0.0	0.0	0.0	0.0	0.0	0.0	0.0	0.0
Alberta Residential	0.0	0.0	0.0	0.0	0.0	0.0	0.0	0.0	0.0	0.0	0.0	0.0	0.0
Alberta Elec.Generation	0.0	0.0	0.0	0.0	0.0	0.0	0.0	0.0	0.0	0.0	0.0	0.0	0.0
Shrinkage													
Acid Gas	0.0	0.0	0.0	0.0	0.0	0.0	0.0	0.0	0.0	0.0	0.0	0.0	0.0
Other products	0.0	8.4	0.0	0.0	0.0	0.0	0.0	0.0	0.0	0.0	0.0	0.0	8.4
Fuel	38.9	37.9	22.0	0.0	0.0	0.0	0.0	0.0	0.0	0.0	0.0	0.0	98.8
Flared	23.6	0.0	0.0	0.0	0.0	0.0	0.0	0.0	0.0	0.0	0.0	0.0	23.6
Vented	0.0	0.0	0.0	0.0	0.0	0.0	0.0	0.0	0.0	0.0	0.0	0.0	0.0
Diff and Other	-10.4	6.4	2.5	0.0	0.0	0.0	0.0	0.0	0.0	0.0	0.0	0.0	-1.5
Process and Frac													
Pentanes Plus	0.0	0.0	0.0	0.0	0.0	0.0	0.0	0.0	0.0	0.0	0.0	0.0	0.0
Propane	0.0	0.0	0.0	0.0	0.0	0.0	0.0	0.0	0.0	0.0	0.0	0.0	0.0
Butanes	0.0	0.0	0.0	0.0	0.0	0.0	0.0	0.0	0.0	0.0	0.0	0.0	0.0
Ethane	0.0	0.0	0.0	0.0	0.0	0.0	0.0	0.0	0.0	0.0	0.0	0.0	0.0
NGL MIX	0.0	38.5	0.0	0.0	0.0	0.0	0.0	0.0	0.0	0.0	0.0	0.0	38.5
Sulphur	0.0	0.0	0.0	0.0	0.0	0.0	0.0	0.0	0.0	0.0	0.0	0.0	0.0
Sulphur Closing Inv	0.0	0.0	0.0	0.0	0.0	0.0	0.0	0.0	0.0	0.0	0.0	0.0	0.0

Unit of Measurement: Gas and Gas equivalent products: 1000m3, Liquids: m3, Sulphur: MTS

VPR6200

Facility ID ABGP0082304

Facility Name 6-17-25-20W4 WINTERING HILLS WEST

Facility Licence # 26184

Facility Operator A7NW TXNE

Production Month	202001	202002	202003	202004	202005	202006	202007	202008	202009	202010	202011	202012	Totals
Receipts													
Receipts from Alberta Facilities	5,509.0	5,746.2	5,835.7	4,308.1	5,319.9	0.0	0.0	0.0	0.0	0.0	0.0	0.0	26,718.9
Receipts from Non-Alberta Facilities	0.0	0.0	0.0	0.0	0.0	0.0	0.0	0.0	0.0	0.0	0.0	0.0	0.0
Dispositions													
Disposition Battery	232.8	219.6	235.2	219.0	223.0	0.0	0.0	0.0	0.0	0.0	0.0	0.0	1,129.6
Gas Gathering System	0.0	0.0	0.0	0.0	0.0	0.0	0.0	0.0	0.0	0.0	0.0	0.0	0.0
Gas Plant	0.0	0.0	0.0	0.0	0.0	0.0	0.0	0.0	0.0	0.0	0.0	0.0	0.0
Injection Facility	1,617.6	1,404.5	1,454.3	1,293.3	1,269.1	0.0	0.0	0.0	0.0	0.0	0.0	0.0	7,038.8
Meter Station	3,327.0	3,784.2	3,794.7	2,523.8	3,500.5	0.0	0.0	0.0	0.0	0.0	0.0	0.0	16,930.2
Other	0.0	0.0	0.0	0.0	0.0	0.0	0.0	0.0	0.0	0.0	0.0	0.0	0.0
Alberta Commercial	0.0	0.0	0.0	0.0	0.0	0.0	0.0	0.0	0.0	0.0	0.0	0.0	0.0
Alberta Industrial	0.0	0.0	0.0	0.0	0.0	0.0	0.0	0.0	0.0	0.0	0.0	0.0	0.0
Alberta Residential	0.0	0.0	0.0	0.0	0.0	0.0	0.0	0.0	0.0	0.0	0.0	0.0	0.0
Alberta Elec.Generation	0.0	0.0	0.0	0.0	0.0	0.0	0.0	0.0	0.0	0.0	0.0	0.0	0.0
Shrinkage Acid Gas	0.0	0.0	0.0	0.0	0.0	0.0	0.0	0.0	0.0	0.0	0.0	0.0	0.0
Other products	140.4	136.9	141.8	99.6	110.9	0.0	0.0	0.0	0.0	0.0	0.0	0.0	629.6
Fuel	149.8	155.6	152.9	115.6	146.2	0.0	0.0	0.0	0.0	0.0	0.0	0.0	720.1
Flared	0.3	0.3	0.0	0.0	0.0	0.0	0.0	0.0	0.0	0.0	0.0	0.0	0.6
Vented	0.3	0.2	4.1	3.9	4.1	0.0	0.0	0.0	0.0	0.0	0.0	0.0	12.6
Diff and Other	40.8	44.9	52.7	52.9	66.1	0.0	0.0	0.0	0.0	0.0	0.0	0.0	257.4
Process and Frac													
Pentanes Plus	0.0	0.0	0.0	0.0	0.0	0.0	0.0	0.0	0.0	0.0	0.0	0.0	0.0
Propane	0.0	0.0	0.0	0.0	0.0	0.0	0.0	0.0	0.0	0.0	0.0	0.0	0.0
Butanes	0.0	0.0	0.0	0.0	0.0	0.0	0.0	0.0	0.0	0.0	0.0	0.0	0.0
Ethane	0.0	0.0	0.0	0.0	0.0	0.0	0.0	0.0	0.0	0.0	0.0	0.0	0.0
NGL MIX	591.0	574.1	594.1	420.9	475.5	0.0	0.0	0.0	0.0	0.0	0.0	0.0	2,655.6
Sulphur	0.0	0.0	0.0	0.0	0.0	0.0	0.0	0.0	0.0	0.0	0.0	0.0	0.0
Sulphur Closing Inv	0.0	0.0	0.0	0.0	0.0	0.0	0.0	0.0	0.0	0.0	0.0	0.0	0.0

Unit of Measurement: Gas and Gas equivalent products: 1000m3, Liquids: m3, Sulphur: MTS

VPR6200

Facility ID ABGP0083567

Facility Name HIGHPINE JOFFRE GAS PLANT 6-17

Facility Licence # 31879

Facility Operator A0L1 VESTA

Production Month	202001	202002	202003	202004	202005	202006	202007	202008	202009	202010	202011	202012	Totals
Receipts													
Receipts from Alberta Facilities	5,323.7	5,259.0	5,372.1	5,021.8	4,689.4	0.0	0.0	0.0	0.0	0.0	0.0	0.0	25,666.0
Receipts from Non-Alberta Facilities	0.0	0.0	0.0	0.0	0.0	0.0	0.0	0.0	0.0	0.0	0.0	0.0	0.0
Dispositions													
Disposition													
Battery	0.0	0.0	0.0	0.0	0.0	0.0	0.0	0.0	0.0	0.0	0.0	0.0	0.0
Gas Gathering System	149.2	0.0	0.0	0.0	2.0	0.0	0.0	0.0	0.0	0.0	0.0	0.0	151.2
Gas Plant	0.0	0.0	0.0	0.0	0.0	0.0	0.0	0.0	0.0	0.0	0.0	0.0	0.0
Injection Facility	0.0	0.0	0.0	0.0	0.0	0.0	0.0	0.0	0.0	0.0	0.0	0.0	0.0
Meter Station	3,814.5	4,048.5	4,240.3	3,953.5	3,647.6	0.0	0.0	0.0	0.0	0.0	0.0	0.0	19,704.4
Other	0.0	0.0	0.0	0.0	0.0	0.0	0.0	0.0	0.0	0.0	0.0	0.0	0.0
Alberta Commercial	0.0	0.0	0.0	0.0	0.0	0.0	0.0	0.0	0.0	0.0	0.0	0.0	0.0
Alberta Industrial	0.0	0.0	0.0	0.0	0.0	0.0	0.0	0.0	0.0	0.0	0.0	0.0	0.0
Alberta Residential	0.0	0.0	0.0	0.0	0.0	0.0	0.0	0.0	0.0	0.0	0.0	0.0	0.0
Alberta Elec.Generation	0.0	0.0	0.0	0.0	0.0	0.0	0.0	0.0	0.0	0.0	0.0	0.0	0.0
Shrinkage													
Acid Gas	0.0	0.0	0.0	0.0	0.0	0.0	0.0	0.0	0.0	0.0	0.0	0.0	0.0
Other products	921.6	912.3	954.9	846.9	786.6	0.0	0.0	0.0	0.0	0.0	0.0	0.0	4,422.3
Fuel	207.4	212.0	235.1	226.0	199.5	0.0	0.0	0.0	0.0	0.0	0.0	0.0	1,080.0
Flared	37.8	11.3	9.7	5.1	2.8	0.0	0.0	0.0	0.0	0.0	0.0	0.0	66.7
Vented	0.0	0.0	0.0	0.0	0.0	0.0	0.0	0.0	0.0	0.0	0.0	0.0	0.0
Diff and Other	193.2	74.9	-67.9	-9.7	50.9	0.0	0.0	0.0	0.0	0.0	0.0	0.0	241.4
Process and Frac													
Pentanes Plus	0.0	0.0	0.0	0.0	0.0	0.0	0.0	0.0	0.0	0.0	0.0	0.0	0.0
Propane	0.0	0.0	0.0	0.0	0.0	0.0	0.0	0.0	0.0	0.0	0.0	0.0	0.0
Butanes	0.0	0.0	0.0	0.0	0.0	0.0	0.0	0.0	0.0	0.0	0.0	0.0	0.0
Ethane	0.0	0.0	0.0	0.0	0.0	0.0	0.0	0.0	0.0	0.0	0.0	0.0	0.0
NGL MIX	3,636.1	3,607.5	3,776.6	3,354.2	3,116.0	0.0	0.0	0.0	0.0	0.0	0.0	0.0	17,490.4
Sulphur	0.0	0.0	0.0	0.0	0.0	0.0	0.0	0.0	0.0	0.0	0.0	0.0	0.0
Sulphur Closing Inv	0.0	0.0	0.0	0.0	0.0	0.0	0.0	0.0	0.0	0.0	0.0	0.0	0.0

Unit of Measurement: Gas and Gas equivalent products: 1000m3, Liquids: m3, Sulphur: MTS

VPR6200

Facility ID ABGP0083667

Facility Name CORBET GAS PLANT 15-10-62-6 W5

Facility Licence # 27718

Facility Operator A663

Production Month	202001	202002	202003	202004	202005	202006	202007	202008	202009	202010	202011	202012	Totals
	SHUTIN	SHUTIN	SHUTIN	SHUTIN	SHUTIN								
Receipts													
Receipts from Alberta Facilities	0.0	0.0	0.0	0.0	0.0	0.0	0.0	0.0	0.0	0.0	0.0	0.0	0.0
Receipts from Non-Alberta Facilities	0.0	0.0	0.0	0.0	0.0	0.0	0.0	0.0	0.0	0.0	0.0	0.0	0.0
Dispositions													
Disposition													
Battery	0.0	0.0	0.0	0.0	0.0	0.0	0.0	0.0	0.0	0.0	0.0	0.0	0.0
Gas Gathering System	0.0	0.0	0.0	0.0	0.0	0.0	0.0	0.0	0.0	0.0	0.0	0.0	0.0
Gas Plant	0.0	0.0	0.0	0.0	0.0	0.0	0.0	0.0	0.0	0.0	0.0	0.0	0.0
Injection Facility	0.0	0.0	0.0	0.0	0.0	0.0	0.0	0.0	0.0	0.0	0.0	0.0	0.0
Meter Station	0.0	0.0	0.0	0.0	0.0	0.0	0.0	0.0	0.0	0.0	0.0	0.0	0.0
Other	0.0	0.0	0.0	0.0	0.0	0.0	0.0	0.0	0.0	0.0	0.0	0.0	0.0
Alberta Commercial	0.0	0.0	0.0	0.0	0.0	0.0	0.0	0.0	0.0	0.0	0.0	0.0	0.0
Alberta Industrial	0.0	0.0	0.0	0.0	0.0	0.0	0.0	0.0	0.0	0.0	0.0	0.0	0.0
Alberta Residential	0.0	0.0	0.0	0.0	0.0	0.0	0.0	0.0	0.0	0.0	0.0	0.0	0.0
Alberta Elec.Generation	0.0	0.0	0.0	0.0	0.0	0.0	0.0	0.0	0.0	0.0	0.0	0.0	0.0
Shrinkage													
Acid Gas	0.0	0.0	0.0	0.0	0.0	0.0	0.0	0.0	0.0	0.0	0.0	0.0	0.0
Other products	0.0	0.0	0.0	0.0	0.0	0.0	0.0	0.0	0.0	0.0	0.0	0.0	0.0
Fuel	0.0	0.0	0.0	0.0	0.0	0.0	0.0	0.0	0.0	0.0	0.0	0.0	0.0
Flared	0.0	0.0	0.0	0.0	0.0	0.0	0.0	0.0	0.0	0.0	0.0	0.0	0.0
Vented	0.0	0.0	0.0	0.0	0.0	0.0	0.0	0.0	0.0	0.0	0.0	0.0	0.0
Diff and Other	0.0	0.0	0.0	0.0	0.0	0.0	0.0	0.0	0.0	0.0	0.0	0.0	0.0
Process and Frac													
Pentanes Plus	0.0	0.0	0.0	0.0	0.0	0.0	0.0	0.0	0.0	0.0	0.0	0.0	0.0
Propane	0.0	0.0	0.0	0.0	0.0	0.0	0.0	0.0	0.0	0.0	0.0	0.0	0.0
Butanes	0.0	0.0	0.0	0.0	0.0	0.0	0.0	0.0	0.0	0.0	0.0	0.0	0.0
Ethane	0.0	0.0	0.0	0.0	0.0	0.0	0.0	0.0	0.0	0.0	0.0	0.0	0.0
NGL MIX	0.0	0.0	0.0	0.0	0.0	0.0	0.0	0.0	0.0	0.0	0.0	0.0	0.0
Sulphur	0.0	0.0	0.0	0.0	0.0	0.0	0.0	0.0	0.0	0.0	0.0	0.0	0.0
Sulphur Closing Inv	0.0	0.0	0.0	0.0	0.0	0.0	0.0	0.0	0.0	0.0	0.0	0.0	0.0

VPR6200

Facility ID ABGP0084058

Facility Name Tony Creek Gas Plant 10-24-62-22W5

Facility Licence # 32387

Facility Operator A1EZ FIRENZE

Production Month	202001	202002	202003	202004	202005	202006	202007	202008	202009	202010	202011	202012	Totals
Receipts													
Receipts from Alberta Facilities	1,682.9	1,537.2	1,340.6	1,535.1	1,504.2	0.0	0.0	0.0	0.0	0.0	0.0	0.0	7,600.0
Receipts from Non-Alberta Facilities	0.0	0.0	0.0	0.0	0.0	0.0	0.0	0.0	0.0	0.0	0.0	0.0	0.0
Dispositions													
Disposition													
Battery	0.0	0.0	0.0	0.0	0.0	0.0	0.0	0.0	0.0	0.0	0.0	0.0	0.0
Gas Gathering System	0.0	0.0	0.0	0.0	0.0	0.0	0.0	0.0	0.0	0.0	0.0	0.0	0.0
Gas Plant	0.0	0.0	0.0	0.0	0.0	0.0	0.0	0.0	0.0	0.0	0.0	0.0	0.0
Injection Facility	0.0	0.0	0.0	0.0	0.0	0.0	0.0	0.0	0.0	0.0	0.0	0.0	0.0
Meter Station	1,538.2	1,400.9	1,223.7	1,405.4	1,378.5	0.0	0.0	0.0	0.0	0.0	0.0	0.0	6,946.7
Other	0.0	0.0	0.0	0.0	0.0	0.0	0.0	0.0	0.0	0.0	0.0	0.0	0.0
Alberta Commercial	0.0	0.0	0.0	0.0	0.0	0.0	0.0	0.0	0.0	0.0	0.0	0.0	0.0
Alberta Industrial	0.0	0.0	0.0	0.0	0.0	0.0	0.0	0.0	0.0	0.0	0.0	0.0	0.0
Alberta Residential	0.0	0.0	0.0	0.0	0.0	0.0	0.0	0.0	0.0	0.0	0.0	0.0	0.0
Alberta Elec.Generation	0.0	0.0	0.0	0.0	0.0	0.0	0.0	0.0	0.0	0.0	0.0	0.0	0.0
Shrinkage													
Acid Gas	0.0	0.0	0.0	0.0	0.0	0.0	0.0	0.0	0.0	0.0	0.0	0.0	0.0
Other products	32.5	28.0	27.1	31.1	28.2	0.0	0.0	0.0	0.0	0.0	0.0	0.0	146.9
Fuel	94.3	87.7	96.4	91.8	89.9	0.0	0.0	0.0	0.0	0.0	0.0	0.0	460.1
Flared	0.0	0.0	0.0	0.0	0.0	0.0	0.0	0.0	0.0	0.0	0.0	0.0	0.0
Vented	0.0	0.0	0.0	0.0	0.0	0.0	0.0	0.0	0.0	0.0	0.0	0.0	0.0
Diff and Other	17.9	20.6	-6.6	6.8	7.6	0.0	0.0	0.0	0.0	0.0	0.0	0.0	46.3
Process and Frac													
Pentanes Plus	15.3	16.4	12.8	19.9	22.8	0.0	0.0	0.0	0.0	0.0	0.0	0.0	87.2
Propane	0.0	0.0	0.0	0.0	0.0	0.0	0.0	0.0	0.0	0.0	0.0	0.0	0.0
Butanes	0.0	0.0	0.0	0.0	0.0	0.0	0.0	0.0	0.0	0.0	0.0	0.0	0.0
Ethane	0.0	0.0	0.0	0.0	0.0	0.0	0.0	0.0	0.0	0.0	0.0	0.0	0.0
NGL MIX	126.9	106.9	106.0	117.7	101.6	0.0	0.0	0.0	0.0	0.0	0.0	0.0	559.1
Sulphur	0.0	0.0	0.0	0.0	0.0	0.0	0.0	0.0	0.0	0.0	0.0	0.0	0.0
Sulphur Closing Inv	0.0	0.0	0.0	0.0	0.0	0.0	0.0	0.0	0.0	0.0	0.0	0.0	0.0

Unit of Measurement: Gas and Gas equivalent products: 1000m3, Liquids: m3, Sulphur: MTS

VPR6200

Facility ID ABGP0084179

Facility Name PEYTO CUTBANK 04-06-063-09 W6 GP

Facility Licence # 32100

Facility Operator OYA2 PEYTO

Production Month	202001	202002	202003	202004	202005	202006	202007	202008	202009	202010	202011	202012	Totals
Receipts													
Receipts from Alberta Facilities	1,178.8	1,008.8	1,048.1	939.6	983.7	0.0	0.0	0.0	0.0	0.0	0.0	0.0	5,159.0
Receipts from Non-Alberta Facilities	0.0	0.0	0.0	0.0	0.0	0.0	0.0	0.0	0.0	0.0	0.0	0.0	0.0
Dispositions													
Disposition													
Battery	0.0	0.0	0.0	0.0	0.0	0.0	0.0	0.0	0.0	0.0	0.0	0.0	0.0
Gas Gathering System	0.0	0.0	0.0	0.0	0.0	0.0	0.0	0.0	0.0	0.0	0.0	0.0	0.0
Gas Plant	0.0	0.0	0.0	0.0	0.0	0.0	0.0	0.0	0.0	0.0	0.0	0.0	0.0
Injection Facility	0.0	0.0	0.0	0.0	0.0	0.0	0.0	0.0	0.0	0.0	0.0	0.0	0.0
Meter Station	992.5	835.0	859.4	788.8	839.9	0.0	0.0	0.0	0.0	0.0	0.0	0.0	4,315.6
Other	0.0	0.0	0.0	0.0	0.0	0.0	0.0	0.0	0.0	0.0	0.0	0.0	0.0
Alberta Commercial	0.0	0.0	0.0	0.0	0.0	0.0	0.0	0.0	0.0	0.0	0.0	0.0	0.0
Alberta Industrial	0.0	0.0	0.0	0.0	0.0	0.0	0.0	0.0	0.0	0.0	0.0	0.0	0.0
Alberta Residential	0.0	0.0	0.0	0.0	0.0	0.0	0.0	0.0	0.0	0.0	0.0	0.0	0.0
Alberta Elec.Generation	0.0	0.0	0.0	0.0	0.0	0.0	0.0	0.0	0.0	0.0	0.0	0.0	0.0
Shrinkage													
Acid Gas	0.0	0.0	0.0	0.0	0.0	0.0	0.0	0.0	0.0	0.0	0.0	0.0	0.0
Other products	21.3	21.2	18.7	13.2	18.4	0.0	0.0	0.0	0.0	0.0	0.0	0.0	92.8
Fuel	121.1	113.6	120.2	112.9	136.7	0.0	0.0	0.0	0.0	0.0	0.0	0.0	604.5
Flared	1.7	1.5	1.6	1.5	1.6	0.0	0.0	0.0	0.0	0.0	0.0	0.0	7.9
Vented	0.0	0.0	0.0	0.0	0.1	0.0	0.0	0.0	0.0	0.0	0.0	0.0	0.1
Diff and Other	42.2	37.5	48.2	23.2	-13.0	0.0	0.0	0.0	0.0	0.0	0.0	0.0	138.1
Process and Frac													
Pentanes Plus	25.0	36.8	28.6	22.3	20.5	0.0	0.0	0.0	0.0	0.0	0.0	0.0	133.2
Propane	0.0	0.0	0.0	0.0	0.0	0.0	0.0	0.0	0.0	0.0	0.0	0.0	0.0
Butanes	0.0	0.0	0.0	0.0	0.0	0.0	0.0	0.0	0.0	0.0	0.0	0.0	0.0
Ethane	0.0	0.0	0.0	0.0	0.0	0.0	0.0	0.0	0.0	0.0	0.0	0.0	0.0
NGL MIX	72.1	60.7	57.3	38.6	63.9	0.0	0.0	0.0	0.0	0.0	0.0	0.0	292.6
Sulphur	0.0	0.0	0.0	0.0	0.0	0.0	0.0	0.0	0.0	0.0	0.0	0.0	0.0
Sulphur Closing Inv	0.0	0.0	0.0	0.0	0.0	0.0	0.0	0.0	0.0	0.0	0.0	0.0	0.0

Unit of Measurement: Gas and Gas equivalent products: 1000m3, Liquids: m3, Sulphur: MTS

VPR6200

Facility ID ABGP0084226

Facility Name BIGSTONE 11-9-61-22W5

Facility Licence # 13771

Facility Operator OHE9 CNRL

Production Month	202001	202002	202003	202004	202005	202006	202007	202008	202009	202010	202011	202012	Totals
Receipts													
Receipts from Alberta Facilities	3,116.9	3,160.9	3,371.4	3,252.9	3,305.8	0.0	0.0	0.0	0.0	0.0	0.0	0.0	16,207.9
Receipts from Non-Alberta Facilities	0.0	0.0	0.0	0.0	0.0	0.0	0.0	0.0	0.0	0.0	0.0	0.0	0.0
Dispositions													
Disposition													
Battery	0.0	0.0	0.0	0.0	0.0	0.0	0.0	0.0	0.0	0.0	0.0	0.0	0.0
Gas Gathering System	0.0	0.0	0.0	0.0	0.0	0.0	0.0	0.0	0.0	0.0	0.0	0.0	0.0
Gas Plant	0.0	0.0	0.0	0.0	0.0	0.0	0.0	0.0	0.0	0.0	0.0	0.0	0.0
Injection Facility	0.0	0.0	0.0	0.0	0.0	0.0	0.0	0.0	0.0	0.0	0.0	0.0	0.0
Meter Station	2,983.3	2,962.2	3,146.2	3,041.5	3,077.6	0.0	0.0	0.0	0.0	0.0	0.0	0.0	15,210.8
Other	0.0	0.0	0.0	0.0	0.0	0.0	0.0	0.0	0.0	0.0	0.0	0.0	0.0
Alberta Commercial	0.0	0.0	0.0	0.0	0.0	0.0	0.0	0.0	0.0	0.0	0.0	0.0	0.0
Alberta Industrial	0.0	0.0	0.0	0.0	0.0	0.0	0.0	0.0	0.0	0.0	0.0	0.0	0.0
Alberta Residential	0.0	0.0	0.0	0.0	0.0	0.0	0.0	0.0	0.0	0.0	0.0	0.0	0.0
Alberta Elec.Generation	0.0	0.0	0.0	0.0	0.0	0.0	0.0	0.0	0.0	0.0	0.0	0.0	0.0
Shrinkage													
Acid Gas	0.0	0.0	0.0	0.0	0.0	0.0	0.0	0.0	0.0	0.0	0.0	0.0	0.0
Other products	77.3	81.1	74.9	70.9	80.1	0.0	0.0	0.0	0.0	0.0	0.0	0.0	384.3
Fuel	128.4	127.6	130.6	121.9	126.2	0.0	0.0	0.0	0.0	0.0	0.0	0.0	634.7
Flared	0.9	0.9	1.2	1.2	0.9	0.0	0.0	0.0	0.0	0.0	0.0	0.0	5.1
Vented	0.5	0.6	1.4	6.2	5.7	0.0	0.0	0.0	0.0	0.0	0.0	0.0	14.4
Diff and Other	-73.5	-11.5	17.1	11.2	15.3	0.0	0.0	0.0	0.0	0.0	0.0	0.0	-41.4
Process and Frac													
Pentanes Plus	46.8	54.8	47.7	38.0	53.8	0.0	0.0	0.0	0.0	0.0	0.0	0.0	241.1
Propane	0.0	0.0	0.0	0.0	0.0	0.0	0.0	0.0	0.0	0.0	0.0	0.0	0.0
Butanes	0.0	0.0	0.0	0.0	0.0	0.0	0.0	0.0	0.0	0.0	0.0	0.0	0.0
Ethane	0.0	0.0	0.0	0.0	0.0	0.0	0.0	0.0	0.0	0.0	0.0	0.0	0.0
NGL MIX	286.5	295.5	275.7	267.6	294.8	0.0	0.0	0.0	0.0	0.0	0.0	0.0	1,420.1
Sulphur	0.0	0.0	0.0	0.0	0.0	0.0	0.0	0.0	0.0	0.0	0.0	0.0	0.0
Sulphur Closing Inv	0.0	0.0	0.0	0.0	0.0	0.0	0.0	0.0	0.0	0.0	0.0	0.0	0.0

Unit of Measurement: Gas and Gas equivalent products: 1000m3, Liquids: m3, Sulphur: MTS

VPR6200

Facility ID ABGP0084455

Facility Name HUSKY BIVOUAC

Facility Licence # 26711

Facility Operator OR46 HUSKY

Production Month	202001	202002	202003	202004	202005	202006	202007	202008	202009	202010	202011	202012	Totals
Receipts													
Receipts from Alberta Facilities	6,174.4	7,336.0	8,327.0	7,995.4	8,230.6	0.0	0.0	0.0	0.0	0.0	0.0	0.0	38,063.4
Receipts from Non-Alberta Facilities	0.0	0.0	0.0	0.0	0.0	0.0	0.0	0.0	0.0	0.0	0.0	0.0	0.0
Dispositions													
Disposition													
Battery	0.0	0.0	0.0	0.0	0.0	0.0	0.0	0.0	0.0	0.0	0.0	0.0	0.0
Gas Gathering System	0.0	0.0	0.0	0.0	0.0	0.0	0.0	0.0	0.0	0.0	0.0	0.0	0.0
Gas Plant	0.0	0.0	0.0	0.0	0.0	0.0	0.0	0.0	0.0	0.0	0.0	0.0	0.0
Injection Facility	0.0	0.0	0.0	0.0	0.0	0.0	0.0	0.0	0.0	0.0	0.0	0.0	0.0
Meter Station	5,855.1	6,989.1	7,965.3	7,648.7	7,827.5	0.0	0.0	0.0	0.0	0.0	0.0	0.0	36,285.7
Other	0.0	0.0	0.0	0.0	0.0	0.0	0.0	0.0	0.0	0.0	0.0	0.0	0.0
Alberta Commercial	0.9	0.6	0.6	0.4	0.3	0.0	0.0	0.0	0.0	0.0	0.0	0.0	2.8
Alberta Industrial	0.0	0.0	0.0	0.0	0.0	0.0	0.0	0.0	0.0	0.0	0.0	0.0	0.0
Alberta Residential	0.0	0.0	0.0	0.0	0.0	0.0	0.0	0.0	0.0	0.0	0.0	0.0	0.0
Alberta Elec.Generation	0.0	0.0	0.0	0.0	0.0	0.0	0.0	0.0	0.0	0.0	0.0	0.0	0.0
Shrinkage													
Acid Gas	0.0	0.0	0.0	0.0	0.0	0.0	0.0	0.0	0.0	0.0	0.0	0.0	0.0
Other products	84.2	105.5	108.9	129.7	111.7	0.0	0.0	0.0	0.0	0.0	0.0	0.0	540.0
Fuel	204.4	194.3	214.4	203.5	203.2	0.0	0.0	0.0	0.0	0.0	0.0	0.0	1,019.8
Flared	13.3	11.5	14.1	13.8	13.7	0.0	0.0	0.0	0.0	0.0	0.0	0.0	66.4
Vented	0.0	0.0	0.0	0.0	0.0	0.0	0.0	0.0	0.0	0.0	0.0	0.0	0.0
Diff and Other	16.5	35.0	23.7	-0.7	74.2	0.0	0.0	0.0	0.0	0.0	0.0	0.0	148.7
Process and Frac													
Pentanes Plus	407.6	510.5	527.1	627.4	540.7	0.0	0.0	0.0	0.0	0.0	0.0	0.0	2,613.3
Propane	0.0	0.0	0.0	0.0	0.0	0.0	0.0	0.0	0.0	0.0	0.0	0.0	0.0
Butanes	0.0	0.0	0.0	0.0	0.0	0.0	0.0	0.0	0.0	0.0	0.0	0.0	0.0
Ethane	0.0	0.0	0.0	0.0	0.0	0.0	0.0	0.0	0.0	0.0	0.0	0.0	0.0
NGL MIX	0.0	0.0	0.0	0.0	0.0	0.0	0.0	0.0	0.0	0.0	0.0	0.0	0.0
Sulphur	0.0	0.0	0.0	0.0	0.0	0.0	0.0	0.0	0.0	0.0	0.0	0.0	0.0
Sulphur Closing Inv	0.0	0.0	0.0	0.0	0.0	0.0	0.0	0.0	0.0	0.0	0.0	0.0	0.0

Unit of Measurement: Gas and Gas equivalent products: 1000m3, Liquids: m3, Sulphur: MTS

VPR6200

Facility ID ABGP0084636

Facility Name PHOENIX 102/07-21-39-10W5

Facility Licence # 33220

Facility Operator A7KN SANSUM

Production Month	202001	202002	202003	202004	202005	202006	202007	202008	202009	202010	202011	202012	Totals
Receipts													
Receipts from Alberta Facilities	355.6	198.5	160.6	0.0	355.2	0.0	0.0	0.0	0.0	0.0	0.0	0.0	1,069.9
Receipts from Non-Alberta Facilities	0.0	0.0	0.0	0.0	0.0	0.0	0.0	0.0	0.0	0.0	0.0	0.0	0.0
Dispositions													
Disposition													
Battery	0.0	0.0	0.0	0.0	0.0	0.0	0.0	0.0	0.0	0.0	0.0	0.0	0.0
Gas Gathering System	0.0	0.0	0.0	0.0	0.0	0.0	0.0	0.0	0.0	0.0	0.0	0.0	0.0
Gas Plant	0.0	0.0	0.0	0.0	0.0	0.0	0.0	0.0	0.0	0.0	0.0	0.0	0.0
Injection Facility	0.0	0.0	0.0	0.0	0.0	0.0	0.0	0.0	0.0	0.0	0.0	0.0	0.0
Meter Station	282.1	147.1	118.2	0.0	283.5	0.0	0.0	0.0	0.0	0.0	0.0	0.0	830.9
Other	0.0	0.0	0.0	0.0	0.0	0.0	0.0	0.0	0.0	0.0	0.0	0.0	0.0
Alberta Commercial	0.0	0.0	0.0	0.0	0.0	0.0	0.0	0.0	0.0	0.0	0.0	0.0	0.0
Alberta Industrial	0.0	0.0	0.0	0.0	0.0	0.0	0.0	0.0	0.0	0.0	0.0	0.0	0.0
Alberta Residential	0.0	0.0	0.0	0.0	0.0	0.0	0.0	0.0	0.0	0.0	0.0	0.0	0.0
Alberta Elec.Generation	0.0	0.0	0.0	0.0	0.0	0.0	0.0	0.0	0.0	0.0	0.0	0.0	0.0
Shrinkage													
Acid Gas	0.0	0.0	0.0	0.0	0.0	0.0	0.0	0.0	0.0	0.0	0.0	0.0	0.0
Other products	23.6	19.2	16.0	0.0	25.3	0.0	0.0	0.0	0.0	0.0	0.0	0.0	84.1
Fuel	41.6	26.3	21.3	0.0	41.9	0.0	0.0	0.0	0.0	0.0	0.0	0.0	131.1
Flared	0.0	0.0	0.0	0.0	0.0	0.0	0.0	0.0	0.0	0.0	0.0	0.0	0.0
Vented	0.0	0.0	0.0	0.0	0.0	0.0	0.0	0.0	0.0	0.0	0.0	0.0	0.0
Diff and Other	8.3	5.9	5.1	0.0	4.5	0.0	0.0	0.0	0.0	0.0	0.0	0.0	23.8
Process and Frac													
Pentanes Plus	0.0	0.0	0.0	0.0	0.0	0.0	0.0	0.0	0.0	0.0	0.0	0.0	0.0
Propane	0.0	0.0	0.0	0.0	0.0	0.0	0.0	0.0	0.0	0.0	0.0	0.0	0.0
Butanes	0.0	0.0	0.0	0.0	0.0	0.0	0.0	0.0	0.0	0.0	0.0	0.0	0.0
Ethane	0.0	0.0	0.0	0.0	0.0	0.0	0.0	0.0	0.0	0.0	0.0	0.0	0.0
NGL MIX	101.2	82.2	69.3	0.0	109.0	0.0	0.0	0.0	0.0	0.0	0.0	0.0	361.7
Sulphur	0.0	0.0	0.0	0.0	0.0	0.0	0.0	0.0	0.0	0.0	0.0	0.0	0.0
Sulphur Closing Inv	0.0	0.0	0.0	0.0	0.0	0.0	0.0	0.0	0.0	0.0	0.0	0.0	0.0

Unit of Measurement: Gas and Gas equivalent products: 1000m3, Liquids: m3, Sulphur: MTS

VPR6200

Facility ID ABGP0084773

Facility Name DUVERNAY 15-4-58-23W5M GAS PLANT

Facility Licence # 33195

Facility Operator A573 TOURMALINE

Production Month	202001	202002	202003	202004	202005	202006	202007	202008	202009	202010	202011	202012	Totals
Receipts													
Receipts from Alberta Facilities	67,885.1	69,365.6	69,690.3	61,583.6	61,500.7	0.0	0.0	0.0	0.0	0.0	0.0	0.0	330,025.3
Receipts from Non-Alberta Facilities	0.0	0.0	0.0	0.0	0.0	0.0	0.0	0.0	0.0	0.0	0.0	0.0	0.0
Dispositions													
Disposition													
Battery	0.0	0.0	0.0	0.0	0.0	0.0	0.0	0.0	0.0	0.0	0.0	0.0	0.0
Gas Gathering System	0.0	0.0	0.0	0.0	0.0	0.0	0.0	0.0	0.0	0.0	0.0	0.0	0.0
Gas Plant	67,438.3	67,978.3	69,217.0	61,847.1	61,403.9	0.0	0.0	0.0	0.0	0.0	0.0	0.0	327,884.6
Injection Facility	0.0	0.0	0.0	0.0	0.0	0.0	0.0	0.0	0.0	0.0	0.0	0.0	0.0
Meter Station	0.0	0.0	0.0	0.0	0.0	0.0	0.0	0.0	0.0	0.0	0.0	0.0	0.0
Other	0.0	0.0	0.0	0.0	0.0	0.0	0.0	0.0	0.0	0.0	0.0	0.0	0.0
Alberta Commercial	0.0	0.0	0.0	0.0	0.0	0.0	0.0	0.0	0.0	0.0	0.0	0.0	0.0
Alberta Industrial	0.0	0.0	0.0	0.0	0.0	0.0	0.0	0.0	0.0	0.0	0.0	0.0	0.0
Alberta Residential	0.0	0.0	0.0	0.0	0.0	0.0	0.0	0.0	0.0	0.0	0.0	0.0	0.0
Alberta Elec.Generation	0.0	0.0	0.0	0.0	0.0	0.0	0.0	0.0	0.0	0.0	0.0	0.0	0.0
Shrinkage													
Acid Gas	0.0	0.0	0.0	0.0	0.0	0.0	0.0	0.0	0.0	0.0	0.0	0.0	0.0
Other products	406.7	428.8	419.6	415.0	417.9	0.0	0.0	0.0	0.0	0.0	0.0	0.0	2,088.0
Fuel	984.6	934.5	987.5	912.3	909.3	0.0	0.0	0.0	0.0	0.0	0.0	0.0	4,728.2
Flared	0.1	0.1	0.2	0.2	0.3	0.0	0.0	0.0	0.0	0.0	0.0	0.0	0.9
Vented	0.0	0.0	0.0	0.7	0.7	0.0	0.0	0.0	0.0	0.0	0.0	0.0	1.4
Diff and Other	-944.6	23.9	-934.0	-1,591.7	-1,231.4	0.0	0.0	0.0	0.0	0.0	0.0	0.0	-4,677.8
Process and Frac													
Pentanes Plus	842.5	1,093.0	977.4	1,061.5	996.0	0.0	0.0	0.0	0.0	0.0	0.0	0.0	4,970.4
Propane	0.0	0.0	0.0	0.0	0.0	0.0	0.0	0.0	0.0	0.0	0.0	0.0	0.0
Butanes	0.0	0.0	0.0	0.0	0.0	0.0	0.0	0.0	0.0	0.0	0.0	0.0	0.0
Ethane	0.0	0.0	0.0	0.0	0.0	0.0	0.0	0.0	0.0	0.0	0.0	0.0	0.0
NGL MIX	1,040.9	906.7	969.4	877.7	950.9	0.0	0.0	0.0	0.0	0.0	0.0	0.0	4,745.6
Sulphur	0.0	0.0	0.0	0.0	0.0	0.0	0.0	0.0	0.0	0.0	0.0	0.0	0.0
Sulphur Closing Inv	0.0	0.0	0.0	0.0	0.0	0.0	0.0	0.0	0.0	0.0	0.0	0.0	0.0

Unit of Measurement: Gas and Gas equivalent products: 1000m3, Liquids: m3, Sulphur: MTS

VPR6200

Facility ID ABGP0085152

Facility Name FERRIER WEST 7-18-40-9W5

Facility Licence # 33367

Facility Operator OHE9 CNRL

Production Month	202001	202002	202003	202004	202005	202006	202007	202008	202009	202010	202011	202012	Totals
Receipts													
Receipts from Alberta Facilities	10,858.1	6,164.7	4,595.0	4,518.4	4,439.5	0.0	0.0	0.0	0.0	0.0	0.0	0.0	30,575.7
Receipts from Non-Alberta Facilities	0.0	0.0	0.0	0.0	0.0	0.0	0.0	0.0	0.0	0.0	0.0	0.0	0.0
Dispositions													
Disposition													
Battery	0.0	0.0	0.0	0.0	0.0	0.0	0.0	0.0	0.0	0.0	0.0	0.0	0.0
Gas Gathering System	0.0	0.0	0.0	0.0	0.0	0.0	0.0	0.0	0.0	0.0	0.0	0.0	0.0
Gas Plant	0.0	0.0	0.0	0.0	0.0	0.0	0.0	0.0	0.0	0.0	0.0	0.0	0.0
Injection Facility	0.0	0.0	0.0	0.0	0.0	0.0	0.0	0.0	0.0	0.0	0.0	0.0	0.0
Meter Station	10,013.9	5,675.0	4,182.2	4,141.3	4,039.1	0.0	0.0	0.0	0.0	0.0	0.0	0.0	28,051.5
Other	0.0	0.0	0.0	0.0	0.0	0.0	0.0	0.0	0.0	0.0	0.0	0.0	0.0
Alberta Commercial	0.0	0.0	0.0	0.0	0.0	0.0	0.0	0.0	0.0	0.0	0.0	0.0	0.0
Alberta Industrial	0.0	0.0	0.0	0.0	0.0	0.0	0.0	0.0	0.0	0.0	0.0	0.0	0.0
Alberta Residential	0.0	0.0	0.0	0.0	0.0	0.0	0.0	0.0	0.0	0.0	0.0	0.0	0.0
Alberta Elec.Generation	0.0	0.0	0.0	0.0	0.0	0.0	0.0	0.0	0.0	0.0	0.0	0.0	0.0
Shrinkage													
Acid Gas	0.0	0.0	0.0	0.0	0.0	0.0	0.0	0.0	0.0	0.0	0.0	0.0	0.0
Other products	441.6	221.3	151.5	158.7	205.6	0.0	0.0	0.0	0.0	0.0	0.0	0.0	1,178.7
Fuel	270.8	210.7	191.9	189.0	193.4	0.0	0.0	0.0	0.0	0.0	0.0	0.0	1,055.8
Flared	15.1	5.2	10.2	5.1	2.9	0.0	0.0	0.0	0.0	0.0	0.0	0.0	38.5
Vented	0.0	0.0	0.0	0.0	0.0	0.0	0.0	0.0	0.0	0.0	0.0	0.0	0.0
Diff and Other	116.7	52.5	59.2	24.3	-1.5	0.0	0.0	0.0	0.0	0.0	0.0	0.0	251.2
Process and Frac													
Pentanes Plus	0.0	0.9	0.0	10.8	261.5	0.0	0.0	0.0	0.0	0.0	0.0	0.0	273.2
Propane	0.0	0.0	0.0	0.0	0.0	0.0	0.0	0.0	0.0	0.0	0.0	0.0	0.0
Butanes	0.0	0.0	0.0	0.0	0.0	0.0	0.0	0.0	0.0	0.0	0.0	0.0	0.0
Ethane	0.0	0.0	0.0	0.0	0.0	0.0	0.0	0.0	0.0	0.0	0.0	0.0	0.0
NGL MIX	2,020.5	1,011.2	687.9	721.7	640.7	0.0	0.0	0.0	0.0	0.0	0.0	0.0	5,082.0
Sulphur	0.0	0.0	0.0	0.0	0.0	0.0	0.0	0.0	0.0	0.0	0.0	0.0	0.0
Sulphur Closing Inv	0.0	0.0	0.0	0.0	0.0	0.0	0.0	0.0	0.0	0.0	0.0	0.0	0.0

Unit of Measurement: Gas and Gas equivalent products: 1000m3, Liquids: m3, Sulphur: MTS

VPR6200

Facility ID ABGP0085275

Facility Name CESSFORD 02-11-027-16W4

Facility Licence # 31448

Facility Operator OHE9 CNRL

Production Month	202001	202002	202003	202004	202005	202006	202007	202008	202009	202010	202011	202012	Totals
Receipts													
Receipts from Alberta Facilities	3,338.7	3,441.8	3,451.3	3,518.9	3,855.6	0.0	0.0	0.0	0.0	0.0	0.0	0.0	17,606.3
Receipts from Non-Alberta Facilities	0.0	0.0	0.0	0.0	0.0	0.0	0.0	0.0	0.0	0.0	0.0	0.0	0.0
Dispositions													
Disposition													
Battery	0.0	0.0	0.0	0.0	0.0	0.0	0.0	0.0	0.0	0.0	0.0	0.0	0.0
Gas Gathering System	0.0	0.0	0.0	0.0	0.0	0.0	0.0	0.0	0.0	0.0	0.0	0.0	0.0
Gas Plant	0.0	0.0	0.0	0.0	0.0	0.0	0.0	0.0	0.0	0.0	0.0	0.0	0.0
Injection Facility	0.0	0.0	0.0	0.0	0.0	0.0	0.0	0.0	0.0	0.0	0.0	0.0	0.0
Meter Station	3,159.9	3,267.3	3,267.5	3,318.0	3,656.8	0.0	0.0	0.0	0.0	0.0	0.0	0.0	16,669.5
Other	0.0	0.0	0.0	0.0	0.0	0.0	0.0	0.0	0.0	0.0	0.0	0.0	0.0
Alberta Commercial	0.0	0.0	0.0	0.0	0.0	0.0	0.0	0.0	0.0	0.0	0.0	0.0	0.0
Alberta Industrial	0.0	0.0	0.0	0.0	0.0	0.0	0.0	0.0	0.0	0.0	0.0	0.0	0.0
Alberta Residential	0.0	0.0	0.0	0.0	0.0	0.0	0.0	0.0	0.0	0.0	0.0	0.0	0.0
Alberta Elec.Generation	0.0	0.0	0.0	0.0	0.0	0.0	0.0	0.0	0.0	0.0	0.0	0.0	0.0
Shrinkage													
Acid Gas	0.0	0.0	0.0	0.0	0.0	0.0	0.0	0.0	0.0	0.0	0.0	0.0	0.0
Other products	36.0	37.2	48.2	58.1	61.4	0.0	0.0	0.0	0.0	0.0	0.0	0.0	240.9
Fuel	171.5	165.7	172.2	170.6	177.9	0.0	0.0	0.0	0.0	0.0	0.0	0.0	857.9
Flared	0.0	0.0	0.0	0.0	0.0	0.0	0.0	0.0	0.0	0.0	0.0	0.0	0.0
Vented	0.0	0.0	0.0	0.0	0.0	0.0	0.0	0.0	0.0	0.0	0.0	0.0	0.0
Diff and Other	-28.7	-28.4	-36.6	-27.8	-40.5	0.0	0.0	0.0	0.0	0.0	0.0	0.0	-162.0
Process and Frac													
Pentanes Plus	0.0	0.0	20.7	6.8	8.3	0.0	0.0	0.0	0.0	0.0	0.0	0.0	35.8
Propane	0.0	0.0	0.0	0.0	0.0	0.0	0.0	0.0	0.0	0.0	0.0	0.0	0.0
Butanes	0.0	0.0	0.0	0.0	0.0	0.0	0.0	0.0	0.0	0.0	0.0	0.0	0.0
Ethane	0.0	0.0	0.0	0.0	0.0	0.0	0.0	0.0	0.0	0.0	0.0	0.0	0.0
NGL MIX	159.0	163.1	194.0	251.0	264.5	0.0	0.0	0.0	0.0	0.0	0.0	0.0	1,031.6
Sulphur	0.0	0.0	0.0	0.0	0.0	0.0	0.0	0.0	0.0	0.0	0.0	0.0	0.0
Sulphur Closing Inv	0.0	0.0	0.0	0.0	0.0	0.0	0.0	0.0	0.0	0.0	0.0	0.0	0.0

Unit of Measurement: Gas and Gas equivalent products: 1000m3, Liquids: m3, Sulphur: MTS

VPR6200

Facility ID ABGP0086379

Facility Name ACL GRANUM GAS PLT 14-31-11-26 W4

Facility Licence # 34080

Facility Operator A6JF LTAM

Production Month	202001	202002	202003	202004	202005	202006	202007	202008	202009	202010	202011	202012	Totals
Receipts													
Receipts from Alberta Facilities	4,504.9	4,238.3	4,433.8	4,397.2	4,285.6	0.0	0.0	0.0	0.0	0.0	0.0	0.0	21,859.8
Receipts from Non-Alberta Facilities	0.0	0.0	0.0	0.0	0.0	0.0	0.0	0.0	0.0	0.0	0.0	0.0	0.0
Dispositions													
Disposition													
Battery	0.0	0.0	0.0	0.0	0.0	0.0	0.0	0.0	0.0	0.0	0.0	0.0	0.0
Gas Gathering System	0.0	0.0	0.0	0.0	0.0	0.0	0.0	0.0	0.0	0.0	0.0	0.0	0.0
Gas Plant	0.0	0.0	0.0	0.0	0.0	0.0	0.0	0.0	0.0	0.0	0.0	0.0	0.0
Injection Facility	0.0	0.0	0.0	0.0	0.0	0.0	0.0	0.0	0.0	0.0	0.0	0.0	0.0
Meter Station	4,221.2	3,964.8	4,170.8	4,106.7	4,022.7	0.0	0.0	0.0	0.0	0.0	0.0	0.0	20,486.2
Other	0.0	0.0	0.0	0.0	0.0	0.0	0.0	0.0	0.0	0.0	0.0	0.0	0.0
Alberta Commercial	0.0	0.0	0.0	0.0	0.0	0.0	0.0	0.0	0.0	0.0	0.0	0.0	0.0
Alberta Industrial	0.0	0.0	0.0	0.0	0.0	0.0	0.0	0.0	0.0	0.0	0.0	0.0	0.0
Alberta Residential	0.0	0.0	0.0	0.0	0.0	0.0	0.0	0.0	0.0	0.0	0.0	0.0	0.0
Alberta Elec.Generation	0.0	0.0	0.0	0.0	0.0	0.0	0.0	0.0	0.0	0.0	0.0	0.0	0.0
Shrinkage													
Acid Gas	0.0	0.0	0.0	0.0	0.0	0.0	0.0	0.0	0.0	0.0	0.0	0.0	0.0
Other products	49.1	50.5	56.7	48.6	51.6	0.0	0.0	0.0	0.0	0.0	0.0	0.0	256.5
Fuel	210.0	197.1	212.2	210.4	210.0	0.0	0.0	0.0	0.0	0.0	0.0	0.0	1,039.7
Flared	0.0	0.0	0.0	0.0	0.0	0.0	0.0	0.0	0.0	0.0	0.0	0.0	0.0
Vented	0.3	0.5	0.1	0.7	1.4	0.0	0.0	0.0	0.0	0.0	0.0	0.0	3.0
Diff and Other	24.3	25.4	-6.0	30.8	-0.1	0.0	0.0	0.0	0.0	0.0	0.0	0.0	74.4
Process and Frac													
Pentanes Plus	237.8	244.5	274.3	235.0	249.6	0.0	0.0	0.0	0.0	0.0	0.0	0.0	1,241.2
Propane	0.0	0.0	0.0	0.0	0.0	0.0	0.0	0.0	0.0	0.0	0.0	0.0	0.0
Butanes	0.0	0.0	0.0	0.0	0.0	0.0	0.0	0.0	0.0	0.0	0.0	0.0	0.0
Ethane	0.0	0.0	0.0	0.0	0.0	0.0	0.0	0.0	0.0	0.0	0.0	0.0	0.0
NGL MIX	0.0	0.0	0.0	0.0	0.0	0.0	0.0	0.0	0.0	0.0	0.0	0.0	0.0
Sulphur	0.0	0.0	0.0	0.0	0.0	0.0	0.0	0.0	0.0	0.0	0.0	0.0	0.0
Sulphur Closing Inv	0.0	0.0	0.0	0.0	0.0	0.0	0.0	0.0	0.0	0.0	0.0	0.0	0.0

Unit of Measurement: Gas and Gas equivalent products: 1000m3, Liquids: m3, Sulphur: MTS

VPR6200

Facility ID ABGP0086745
Facility Licence # 33664

Facility Name ACL NGL STEWART PLANT 7-7-32-27
Facility Operator A1H9 EMBER

Production Month	202001	202002	202003	202004	202005	202006	202007	202008	202009	202010	202011	202012	Totals
Receipts													
Receipts from Alberta Facilities	5,532.4	6,079.8	6,267.8	5,002.3	5,163.2	0.0	0.0	0.0	0.0	0.0	0.0	0.0	28,045.5
Receipts from Non-Alberta Facilities	0.0	0.0	0.0	0.0	0.0	0.0	0.0	0.0	0.0	0.0	0.0	0.0	0.0
Dispositions													
Disposition													
Battery	0.0	0.0	0.0	0.0	0.0	0.0	0.0	0.0	0.0	0.0	0.0	0.0	0.0
Gas Gathering System	66.6	72.5	72.6	55.9	58.8	0.0	0.0	0.0	0.0	0.0	0.0	0.0	326.4
Gas Plant	0.0	0.0	0.0	0.0	0.0	0.0	0.0	0.0	0.0	0.0	0.0	0.0	0.0
Injection Facility	0.0	0.0	0.0	0.0	0.0	0.0	0.0	0.0	0.0	0.0	0.0	0.0	0.0
Meter Station	5,155.0	5,620.5	5,798.2	4,668.4	4,812.9	0.0	0.0	0.0	0.0	0.0	0.0	0.0	26,055.0
Other	0.0	0.0	0.0	0.0	0.0	0.0	0.0	0.0	0.0	0.0	0.0	0.0	0.0
Alberta Commercial	0.0	0.0	0.0	0.0	0.0	0.0	0.0	0.0	0.0	0.0	0.0	0.0	0.0
Alberta Industrial	0.0	0.0	0.0	0.0	0.0	0.0	0.0	0.0	0.0	0.0	0.0	0.0	0.0
Alberta Residential	0.0	0.0	0.0	0.0	0.0	0.0	0.0	0.0	0.0	0.0	0.0	0.0	0.0
Alberta Elec.Generation	0.0	0.0	0.0	0.0	0.0	0.0	0.0	0.0	0.0	0.0	0.0	0.0	0.0
Shrinkage													
Acid Gas	0.0	0.0	0.0	0.0	0.0	0.0	0.0	0.0	0.0	0.0	0.0	0.0	0.0
Other products	42.4	47.4	50.9	28.3	24.2	0.0	0.0	0.0	0.0	0.0	0.0	0.0	193.2
Fuel	330.4	258.9	259.3	199.9	210.1	0.0	0.0	0.0	0.0	0.0	0.0	0.0	1,258.6
Flared	0.0	0.0	0.0	0.0	0.0	0.0	0.0	0.0	0.0	0.0	0.0	0.0	0.0
Vented	0.6	0.6	0.0	0.5	0.0	0.0	0.0	0.0	0.0	0.0	0.0	0.0	1.7
Diff and Other	-62.6	79.9	86.8	49.3	57.2	0.0	0.0	0.0	0.0	0.0	0.0	0.0	210.6
Process and Frac													
Pentanes Plus	0.0	0.0	0.0	0.0	0.0	0.0	0.0	0.0	0.0	0.0	0.0	0.0	0.0
Propane	0.0	0.0	0.0	0.0	0.0	0.0	0.0	0.0	0.0	0.0	0.0	0.0	0.0
Butanes	0.0	0.0	0.0	0.0	0.0	0.0	0.0	0.0	0.0	0.0	0.0	0.0	0.0
Ethane	0.0	0.0	0.0	0.0	0.0	0.0	0.0	0.0	0.0	0.0	0.0	0.0	0.0
NGL MIX	193.5	216.5	233.6	125.8	107.9	0.0	0.0	0.0	0.0	0.0	0.0	0.0	877.3
Sulphur	0.0	0.0	0.0	0.0	0.0	0.0	0.0	0.0	0.0	0.0	0.0	0.0	0.0
Sulphur Closing Inv	0.0	0.0	0.0	0.0	0.0	0.0	0.0	0.0	0.0	0.0	0.0	0.0	0.0

Unit of Measurement: Gas and Gas equivalent products: 1000m3, Liquids: m3, Sulphur: MTS

VPR6200

Facility ID ABGP0086883

Facility Name 981405 DORIS 11-17-63-6W5

Facility Licence # 33985

Facility Operator A663

Production Month	202001	202002	202003	202004	202005	202006	202007	202008	202009	202010	202011	202012	Totals
	SHUTIN	SHUTIN	SHUTIN	SHUTIN	SHUTIN								
Receipts													
Receipts from Alberta Facilities	0.0	0.0	0.0	0.0	0.0	0.0	0.0	0.0	0.0	0.0	0.0	0.0	0.0
Receipts from Non-Alberta Facilities	0.0	0.0	0.0	0.0	0.0	0.0	0.0	0.0	0.0	0.0	0.0	0.0	0.0
Dispositions													
Disposition													
Battery	0.0	0.0	0.0	0.0	0.0	0.0	0.0	0.0	0.0	0.0	0.0	0.0	0.0
Gas Gathering System	0.0	0.0	0.0	0.0	0.0	0.0	0.0	0.0	0.0	0.0	0.0	0.0	0.0
Gas Plant	0.0	0.0	0.0	0.0	0.0	0.0	0.0	0.0	0.0	0.0	0.0	0.0	0.0
Injection Facility	0.0	0.0	0.0	0.0	0.0	0.0	0.0	0.0	0.0	0.0	0.0	0.0	0.0
Meter Station	0.0	0.0	0.0	0.0	0.0	0.0	0.0	0.0	0.0	0.0	0.0	0.0	0.0
Other	0.0	0.0	0.0	0.0	0.0	0.0	0.0	0.0	0.0	0.0	0.0	0.0	0.0
Alberta Commercial	0.0	0.0	0.0	0.0	0.0	0.0	0.0	0.0	0.0	0.0	0.0	0.0	0.0
Alberta Industrial	0.0	0.0	0.0	0.0	0.0	0.0	0.0	0.0	0.0	0.0	0.0	0.0	0.0
Alberta Residential	0.0	0.0	0.0	0.0	0.0	0.0	0.0	0.0	0.0	0.0	0.0	0.0	0.0
Alberta Elec.Generation	0.0	0.0	0.0	0.0	0.0	0.0	0.0	0.0	0.0	0.0	0.0	0.0	0.0
Shrinkage													
Acid Gas	0.0	0.0	0.0	0.0	0.0	0.0	0.0	0.0	0.0	0.0	0.0	0.0	0.0
Other products	0.0	0.0	0.0	0.0	0.0	0.0	0.0	0.0	0.0	0.0	0.0	0.0	0.0
Fuel	0.0	0.0	0.0	0.0	0.0	0.0	0.0	0.0	0.0	0.0	0.0	0.0	0.0
Flared	0.0	0.0	0.0	0.0	0.0	0.0	0.0	0.0	0.0	0.0	0.0	0.0	0.0
Vented	0.0	0.0	0.0	0.0	0.0	0.0	0.0	0.0	0.0	0.0	0.0	0.0	0.0
Diff and Other	0.0	0.0	0.0	0.0	0.0	0.0	0.0	0.0	0.0	0.0	0.0	0.0	0.0
Process and Frac													
Pentanes Plus	0.0	0.0	0.0	0.0	0.0	0.0	0.0	0.0	0.0	0.0	0.0	0.0	0.0
Propane	0.0	0.0	0.0	0.0	0.0	0.0	0.0	0.0	0.0	0.0	0.0	0.0	0.0
Butanes	0.0	0.0	0.0	0.0	0.0	0.0	0.0	0.0	0.0	0.0	0.0	0.0	0.0
Ethane	0.0	0.0	0.0	0.0	0.0	0.0	0.0	0.0	0.0	0.0	0.0	0.0	0.0
NGL MIX	0.0	0.0	0.0	0.0	0.0	0.0	0.0	0.0	0.0	0.0	0.0	0.0	0.0
Sulphur	0.0	0.0	0.0	0.0	0.0	0.0	0.0	0.0	0.0	0.0	0.0	0.0	0.0
Sulphur Closing Inv	0.0	0.0	0.0	0.0	0.0	0.0	0.0	0.0	0.0	0.0	0.0	0.0	0.0

Unit of Measurement: Gas and Gas equivalent products: 1000m3, Liquids: m3, Sulphur: MTS

VPR6200

Facility ID ABGP0087677

Facility Name PEMBINA BLUE RAPIDS 04-08-047-09W5

Facility Licence # 34328

Facility Operator A2TG TQN

Production Month	202001	202002	202003	202004	202005	202006	202007	202008	202009	202010	202011	202012	Totals
Receipts													
Receipts from Alberta Facilities	11,068.8	10,874.3	11,672.7	11,047.9	11,308.5	0.0	0.0	0.0	0.0	0.0	0.0	0.0	55,972.2
Receipts from Non-Alberta Facilities	0.0	0.0	0.0	0.0	0.0	0.0	0.0	0.0	0.0	0.0	0.0	0.0	0.0
Dispositions													
Disposition													
Battery	22.1	22.3	23.4	8.8	3.8	0.0	0.0	0.0	0.0	0.0	0.0	0.0	80.4
Gas Gathering System	0.0	0.0	0.0	0.0	0.0	0.0	0.0	0.0	0.0	0.0	0.0	0.0	0.0
Gas Plant	0.0	0.0	0.0	0.0	0.0	0.0	0.0	0.0	0.0	0.0	0.0	0.0	0.0
Injection Facility	0.0	0.0	0.0	0.0	0.0	0.0	0.0	0.0	0.0	0.0	0.0	0.0	0.0
Meter Station	10,151.9	9,985.3	10,694.4	10,174.9	10,444.1	0.0	0.0	0.0	0.0	0.0	0.0	0.0	51,450.6
Other	0.0	0.0	0.0	0.0	0.0	0.0	0.0	0.0	0.0	0.0	0.0	0.0	0.0
Alberta Commercial	0.0	0.0	0.0	0.0	0.0	0.0	0.0	0.0	0.0	0.0	0.0	0.0	0.0
Alberta Industrial	0.0	0.0	0.0	0.0	0.0	0.0	0.0	0.0	0.0	0.0	0.0	0.0	0.0
Alberta Residential	0.0	0.0	0.0	0.0	0.0	0.0	0.0	0.0	0.0	0.0	0.0	0.0	0.0
Alberta Elec.Generation	0.0	0.0	0.0	0.0	0.0	0.0	0.0	0.0	0.0	0.0	0.0	0.0	0.0
Shrinkage													
Acid Gas	0.0	0.0	0.0	0.0	0.0	0.0	0.0	0.0	0.0	0.0	0.0	0.0	0.0
Other products	464.7	438.0	468.2	450.1	467.9	0.0	0.0	0.0	0.0	0.0	0.0	0.0	2,288.9
Fuel	513.0	494.4	532.5	494.1	505.7	0.0	0.0	0.0	0.0	0.0	0.0	0.0	2,539.7
Flared	0.0	0.0	0.0	0.0	0.0	0.0	0.0	0.0	0.0	0.0	0.0	0.0	0.0
Vented	11.4	10.8	11.9	8.8	11.5	0.0	0.0	0.0	0.0	0.0	0.0	0.0	54.4
Diff and Other	-94.3	-76.5	-57.7	-88.8	-124.5	0.0	0.0	0.0	0.0	0.0	0.0	0.0	-441.8
Process and Frac													
Pentanes Plus	552.8	485.3	534.0	505.8	509.0	0.0	0.0	0.0	0.0	0.0	0.0	0.0	2,586.9
Propane	0.0	0.0	0.0	0.0	0.0	0.0	0.0	0.0	0.0	0.0	0.0	0.0	0.0
Butanes	0.0	0.0	0.0	0.0	0.0	0.0	0.0	0.0	0.0	0.0	0.0	0.0	0.0
Ethane	0.0	0.0	0.0	0.0	0.0	0.0	0.0	0.0	0.0	0.0	0.0	0.0	0.0
NGL MIX	1,402.0	1,347.7	1,424.6	1,363.8	1,422.1	0.0	0.0	0.0	0.0	0.0	0.0	0.0	6,960.2
Sulphur	0.0	0.0	0.0	0.0	0.0	0.0	0.0	0.0	0.0	0.0	0.0	0.0	0.0
Sulphur Closing Inv	0.0	0.0	0.0	0.0	0.0	0.0	0.0	0.0	0.0	0.0	0.0	0.0	0.0

Unit of Measurement: Gas and Gas equivalent products: 1000m3, Liquids: m3, Sulphur: MTS

VPR6200

Facility ID ABGP0087898

Facility Name APACHE CECILIA 12-34 PLANT

Facility Licence # 33606

Facility Operator OAW4 PARA

Production Month	202001	202002	202003	202004	202005	202006	202007	202008	202009	202010	202011	202012	Totals
Receipts													
Receipts from Alberta Facilities	13,646.5	12,832.8	13,883.7	13,180.8	15,132.2	0.0	0.0	0.0	0.0	0.0	0.0	0.0	68,676.0
Receipts from Non-Alberta Facilities	0.0	0.0	0.0	0.0	0.0	0.0	0.0	0.0	0.0	0.0	0.0	0.0	0.0
Dispositions													
Disposition													
Battery	0.0	0.0	0.0	0.0	0.0	0.0	0.0	0.0	0.0	0.0	0.0	0.0	0.0
Gas Gathering System	0.0	0.0	0.0	0.0	0.0	0.0	0.0	0.0	0.0	0.0	0.0	0.0	0.0
Gas Plant	0.0	0.0	0.0	0.0	0.0	0.0	0.0	0.0	0.0	0.0	0.0	0.0	0.0
Injection Facility	0.0	0.0	0.0	0.0	0.0	0.0	0.0	0.0	0.0	0.0	0.0	0.0	0.0
Meter Station	13,552.5	12,767.4	13,760.3	13,039.8	13,492.3	0.0	0.0	0.0	0.0	0.0	0.0	0.0	66,612.3
Other	0.0	0.0	0.0	0.0	0.0	0.0	0.0	0.0	0.0	0.0	0.0	0.0	0.0
Alberta Commercial	0.0	0.0	0.0	0.0	0.0	0.0	0.0	0.0	0.0	0.0	0.0	0.0	0.0
Alberta Industrial	0.0	0.0	0.0	0.0	0.0	0.0	0.0	0.0	0.0	0.0	0.0	0.0	0.0
Alberta Residential	0.0	0.0	0.0	0.0	0.0	0.0	0.0	0.0	0.0	0.0	0.0	0.0	0.0
Alberta Elec.Generation	0.0	0.0	0.0	0.0	0.0	0.0	0.0	0.0	0.0	0.0	0.0	0.0	0.0
Shrinkage													
Acid Gas	0.0	0.0	0.0	0.0	0.0	0.0	0.0	0.0	0.0	0.0	0.0	0.0	0.0
Other products	146.4	143.4	155.8	136.7	152.1	0.0	0.0	0.0	0.0	0.0	0.0	0.0	734.4
Fuel	491.1	456.5	485.1	460.1	465.5	0.0	0.0	0.0	0.0	0.0	0.0	0.0	2,358.3
Flared	0.9	3.9	1.5	4.1	3.1	0.0	0.0	0.0	0.0	0.0	0.0	0.0	13.5
Vented	2.0	2.0	2.2	11.4	11.6	0.0	0.0	0.0	0.0	0.0	0.0	0.0	29.2
Diff and Other	-546.4	-540.4	-521.2	-471.3	1,007.6	0.0	0.0	0.0	0.0	0.0	0.0	0.0	-1,071.7
Process and Frac													
Pentanes Plus	235.0	240.4	264.7	226.2	235.5	0.0	0.0	0.0	0.0	0.0	0.0	0.0	1,201.8
Propane	0.0	0.0	0.0	0.0	0.0	0.0	0.0	0.0	0.0	0.0	0.0	0.0	0.0
Butanes	0.0	0.0	0.0	0.0	0.0	0.0	0.0	0.0	0.0	0.0	0.0	0.0	0.0
Ethane	0.0	0.0	0.0	0.0	0.0	0.0	0.0	0.0	0.0	0.0	0.0	0.0	0.0
NGL MIX	427.5	409.6	442.2	398.2	452.9	0.0	0.0	0.0	0.0	0.0	0.0	0.0	2,130.4
Sulphur	0.0	0.0	0.0	0.0	0.0	0.0	0.0	0.0	0.0	0.0	0.0	0.0	0.0
Sulphur Closing Inv	0.0	0.0	0.0	0.0	0.0	0.0	0.0	0.0	0.0	0.0	0.0	0.0	0.0

Unit of Measurement: Gas and Gas equivalent products: 1000m3, Liquids: m3, Sulphur: MTS

VPR6200

Facility ID ABGP0088516

Facility Name ACL NGL L.P. SOUTH 9-14-30-27 PLANT

Facility Licence # 34756

Facility Operator A1H9 EMBER

Production Month	202001	202002	202003	202004	202005	202006	202007	202008	202009	202010	202011	202012	Totals
Receipts													
Receipts from Alberta Facilities	2,590.6	2,885.2	3,178.6	2,965.0	2,983.4	0.0	0.0	0.0	0.0	0.0	0.0	0.0	14,602.8
Receipts from Non-Alberta Facilities	0.0	0.0	0.0	0.0	0.0	0.0	0.0	0.0	0.0	0.0	0.0	0.0	0.0
Dispositions													
Disposition													
Battery	0.0	0.0	0.0	0.0	0.0	0.0	0.0	0.0	0.0	0.0	0.0	0.0	0.0
Gas Gathering System	0.0	0.0	0.0	0.0	0.0	0.0	0.0	0.0	0.0	0.0	0.0	0.0	0.0
Gas Plant	0.0	0.0	0.0	0.0	0.0	0.0	0.0	0.0	0.0	0.0	0.0	0.0	0.0
Injection Facility	0.0	0.0	0.0	0.0	0.0	0.0	0.0	0.0	0.0	0.0	0.0	0.0	0.0
Meter Station	2,397.6	2,663.8	2,934.1	2,753.3	2,773.3	0.0	0.0	0.0	0.0	0.0	0.0	0.0	13,522.1
Other	0.0	0.0	0.0	0.0	0.0	0.0	0.0	0.0	0.0	0.0	0.0	0.0	0.0
Alberta Commercial	0.0	0.0	0.0	0.0	0.0	0.0	0.0	0.0	0.0	0.0	0.0	0.0	0.0
Alberta Industrial	0.0	0.0	0.0	0.0	0.0	0.0	0.0	0.0	0.0	0.0	0.0	0.0	0.0
Alberta Residential	0.0	0.0	0.0	0.0	0.0	0.0	0.0	0.0	0.0	0.0	0.0	0.0	0.0
Alberta Elec.Generation	0.0	0.0	0.0	0.0	0.0	0.0	0.0	0.0	0.0	0.0	0.0	0.0	0.0
Shrinkage													
Acid Gas	0.0	0.0	0.0	0.0	0.0	0.0	0.0	0.0	0.0	0.0	0.0	0.0	0.0
Other products	0.0	0.0	0.0	0.0	0.0	0.0	0.0	0.0	0.0	0.0	0.0	0.0	0.0
Fuel	171.3	178.1	195.0	183.0	182.7	0.0	0.0	0.0	0.0	0.0	0.0	0.0	910.1
Flared	0.0	0.0	0.0	0.0	0.0	0.0	0.0	0.0	0.0	0.0	0.0	0.0	0.0
Vented	0.0	0.1	0.0	0.2	0.1	0.0	0.0	0.0	0.0	0.0	0.0	0.0	0.4
Diff and Other	21.7	43.2	49.5	28.5	27.3	0.0	0.0	0.0	0.0	0.0	0.0	0.0	170.2
Process and Frac													
Pentanes Plus	0.0	0.0	0.0	0.0	0.0	0.0	0.0	0.0	0.0	0.0	0.0	0.0	0.0
Propane	0.0	0.0	0.0	0.0	0.0	0.0	0.0	0.0	0.0	0.0	0.0	0.0	0.0
Butanes	0.0	0.0	0.0	0.0	0.0	0.0	0.0	0.0	0.0	0.0	0.0	0.0	0.0
Ethane	0.0	0.0	0.0	0.0	0.0	0.0	0.0	0.0	0.0	0.0	0.0	0.0	0.0
NGL MIX	0.0	0.0	0.0	0.0	0.0	0.0	0.0	0.0	0.0	0.0	0.0	0.0	0.0
Sulphur	0.0	0.0	0.0	0.0	0.0	0.0	0.0	0.0	0.0	0.0	0.0	0.0	0.0
Sulphur Closing Inv	0.0	0.0	0.0	0.0	0.0	0.0	0.0	0.0	0.0	0.0	0.0	0.0	0.0

Unit of Measurement: Gas and Gas equivalent products: 1000m3, Liquids: m3, Sulphur: MTS

VPR6200

Facility ID ABGP0089018

Facility Name PEYTO WILDHAY 04-21-55-23 W5 GP

Facility Licence # 34457

Facility Operator OYA2 PEYTO

Production Month	202001	202002	202003	202004	202005	202006	202007	202008	202009	202010	202011	202012	Totals
Receipts													
Receipts from Alberta Facilities	55,663.0	50,513.9	52,522.6	49,847.5	52,968.7	0.0	0.0	0.0	0.0	0.0	0.0	0.0	261,515.7
Receipts from Non-Alberta Facilities	0.0	0.0	0.0	0.0	0.0	0.0	0.0	0.0	0.0	0.0	0.0	0.0	0.0
Dispositions													
Disposition													
Battery	0.0	0.0	0.0	0.0	0.0	0.0	0.0	0.0	0.0	0.0	0.0	0.0	0.0
Gas Gathering System	0.0	0.0	0.0	0.0	0.0	0.0	0.0	0.0	0.0	0.0	0.0	0.0	0.0
Gas Plant	0.0	0.0	0.0	0.0	0.0	0.0	0.0	0.0	0.0	0.0	0.0	0.0	0.0
Injection Facility	0.0	0.0	0.0	0.0	0.0	0.0	0.0	0.0	0.0	0.0	0.0	0.0	0.0
Meter Station	51,304.5	46,435.0	48,155.4	45,856.2	49,136.1	0.0	0.0	0.0	0.0	0.0	0.0	0.0	240,887.2
Other	0.0	0.0	0.0	0.0	0.0	0.0	0.0	0.0	0.0	0.0	0.0	0.0	0.0
Alberta Commercial	0.0	0.0	0.0	0.0	0.0	0.0	0.0	0.0	0.0	0.0	0.0	0.0	0.0
Alberta Industrial	0.0	0.0	0.0	0.0	0.0	0.0	0.0	0.0	0.0	0.0	0.0	0.0	0.0
Alberta Residential	0.0	0.0	0.0	0.0	0.0	0.0	0.0	0.0	0.0	0.0	0.0	0.0	0.0
Alberta Elec.Generation	0.0	0.0	0.0	0.0	0.0	0.0	0.0	0.0	0.0	0.0	0.0	0.0	0.0
Shrinkage													
Acid Gas	0.0	0.0	0.0	0.0	0.0	0.0	0.0	0.0	0.0	0.0	0.0	0.0	0.0
Other products	4,319.4	3,718.9	3,928.3	3,531.2	3,211.3	0.0	0.0	0.0	0.0	0.0	0.0	0.0	18,709.1
Fuel	1,870.6	1,686.1	1,775.8	1,713.1	1,819.5	0.0	0.0	0.0	0.0	0.0	0.0	0.0	8,865.1
Flared	4.5	3.5	8.8	2.6	2.8	0.0	0.0	0.0	0.0	0.0	0.0	0.0	22.2
Vented	0.0	0.0	0.0	0.0	2.9	0.0	0.0	0.0	0.0	0.0	0.0	0.0	2.9
Diff and Other	-1,836.0	-1,329.6	-1,345.7	-1,255.6	-1,203.9	0.0	0.0	0.0	0.0	0.0	0.0	0.0	-6,970.8
Process and Frac													
Pentanes Plus	12,665.8	10,539.8	11,685.2	10,073.4	8,518.5	0.0	0.0	0.0	0.0	0.0	0.0	0.0	53,482.7
Propane	0.0	0.0	0.0	0.0	0.0	0.0	0.0	0.0	0.0	0.0	0.0	0.0	0.0
Butanes	0.0	0.0	0.0	0.0	0.0	0.0	0.0	0.0	0.0	0.0	0.0	0.0	0.0
Ethane	0.0	0.0	0.0	0.0	0.0	0.0	0.0	0.0	0.0	0.0	0.0	0.0	0.0
NGL MIX	6,949.0	6,297.7	6,138.6	5,901.2	5,922.1	0.0	0.0	0.0	0.0	0.0	0.0	0.0	31,208.6
Sulphur	0.0	0.0	0.0	0.0	0.0	0.0	0.0	0.0	0.0	0.0	0.0	0.0	0.0
Sulphur Closing Inv	0.0	0.0	0.0	0.0	0.0	0.0	0.0	0.0	0.0	0.0	0.0	0.0	0.0

Unit of Measurement: Gas and Gas equivalent products: 1000m3, Liquids: m3, Sulphur: MTS

VPR6200

Facility ID ABGP0089265
Facility Licence # 35123

Facility Name VERMILION PEMBINA 16-26-047-08W5
Facility Operator 0G30 ARC

Production Month	202001	202002	202003	202004	202005	202006	202007	202008	202009	202010	202011	202012	Totals
Receipts													
Receipts from Alberta Facilities	1,126.1	1,106.6	1,184.9	1,138.0	1,106.0	0.0	0.0	0.0	0.0	0.0	0.0	0.0	5,661.6
Receipts from Non-Alberta Facilities	0.0	0.0	0.0	0.0	0.0	0.0	0.0	0.0	0.0	0.0	0.0	0.0	0.0
Dispositions													
Disposition													
Battery	0.0	0.0	0.0	0.0	0.0	0.0	0.0	0.0	0.0	0.0	0.0	0.0	0.0
Gas Gathering System	0.0	0.0	0.0	0.0	0.0	0.0	0.0	0.0	0.0	0.0	0.0	0.0	0.0
Gas Plant	0.0	0.0	0.0	0.0	0.0	0.0	0.0	0.0	0.0	0.0	0.0	0.0	0.0
Injection Facility	0.0	0.0	0.0	0.0	0.0	0.0	0.0	0.0	0.0	0.0	0.0	0.0	0.0
Meter Station	984.7	984.1	1,055.1	1,014.5	1,008.8	0.0	0.0	0.0	0.0	0.0	0.0	0.0	5,047.2
Other	0.0	0.0	0.0	0.0	0.0	0.0	0.0	0.0	0.0	0.0	0.0	0.0	0.0
Alberta Commercial	0.0	0.0	0.0	0.0	0.0	0.0	0.0	0.0	0.0	0.0	0.0	0.0	0.0
Alberta Industrial	0.0	0.0	0.0	0.0	0.0	0.0	0.0	0.0	0.0	0.0	0.0	0.0	0.0
Alberta Residential	0.0	0.0	0.0	0.0	0.0	0.0	0.0	0.0	0.0	0.0	0.0	0.0	0.0
Alberta Elec.Generation	0.0	0.0	0.0	0.0	0.0	0.0	0.0	0.0	0.0	0.0	0.0	0.0	0.0
Shrinkage													
Acid Gas	0.0	0.0	0.0	0.0	0.0	0.0	0.0	0.0	0.0	0.0	0.0	0.0	0.0
Other products	41.2	34.2	40.7	35.0	37.0	0.0	0.0	0.0	0.0	0.0	0.0	0.0	188.1
Fuel	9.3	7.7	8.4	5.6	5.3	0.0	0.0	0.0	0.0	0.0	0.0	0.0	36.3
Flared	0.2	0.8	0.9	2.1	2.3	0.0	0.0	0.0	0.0	0.0	0.0	0.0	6.3
Vented	0.0	0.0	0.0	0.0	0.1	0.0	0.0	0.0	0.0	0.0	0.0	0.0	0.1
Diff and Other	90.7	79.8	79.8	80.8	52.5	0.0	0.0	0.0	0.0	0.0	0.0	0.0	383.6
Process and Frac													
Pentanes Plus	0.2	0.0	0.0	0.0	0.0	0.0	0.0	0.0	0.0	0.0	0.0	0.0	0.2
Propane	0.0	0.0	0.0	0.0	0.0	0.0	0.0	0.0	0.0	0.0	0.0	0.0	0.0
Butanes	0.0	0.0	0.0	0.0	0.0	0.0	0.0	0.0	0.0	0.0	0.0	0.0	0.0
Ethane	0.0	0.0	0.0	0.0	0.0	0.0	0.0	0.0	0.0	0.0	0.0	0.0	0.0
NGL MIX	179.4	148.0	176.3	152.0	160.4	0.0	0.0	0.0	0.0	0.0	0.0	0.0	816.1
Sulphur	0.0	0.0	0.0	0.0	0.0	0.0	0.0	0.0	0.0	0.0	0.0	0.0	0.0
Sulphur Closing Inv	0.0	0.0	0.0	0.0	0.0	0.0	0.0	0.0	0.0	0.0	0.0	0.0	0.0

Unit of Measurement: Gas and Gas equivalent products: 1000m3, Liquids: m3, Sulphur: MTS

VPR6200

Facility ID ABGP0089314

Facility Name CROOKED CREEK 2-30-71-26W5

Facility Licence # 35485

Facility Operator OHE9 CNRL

Production Month	202001	202002	202003	202004	202005	202006	202007	202008	202009	202010	202011	202012	Totals
Receipts													
Receipts from Alberta Facilities	182.1	110.2	0.0	0.0	0.0	0.0	0.0	0.0	0.0	0.0	0.0	0.0	292.3
Receipts from Non-Alberta Facilities	0.0	0.0	0.0	0.0	0.0	0.0	0.0	0.0	0.0	0.0	0.0	0.0	0.0
Dispositions													
Disposition													
Battery	17.0	17.0	0.0	0.0	0.0	0.0	0.0	0.0	0.0	0.0	0.0	0.0	34.0
Gas Gathering System	58.7	58.7	0.0	0.0	0.0	0.0	0.0	0.0	0.0	0.0	0.0	0.0	117.4
Gas Plant	0.0	0.0	0.0	0.0	0.0	0.0	0.0	0.0	0.0	0.0	0.0	0.0	0.0
Injection Facility	0.0	0.0	0.0	0.0	0.0	0.0	0.0	0.0	0.0	0.0	0.0	0.0	0.0
Meter Station	61.4	14.8	0.0	0.0	0.0	0.0	0.0	0.0	0.0	0.0	0.0	0.0	76.2
Other	0.0	0.0	0.0	0.0	0.0	0.0	0.0	0.0	0.0	0.0	0.0	0.0	0.0
Alberta Commercial	0.0	0.0	0.0	0.0	0.0	0.0	0.0	0.0	0.0	0.0	0.0	0.0	0.0
Alberta Industrial	0.0	0.0	0.0	0.0	0.0	0.0	0.0	0.0	0.0	0.0	0.0	0.0	0.0
Alberta Residential	0.0	0.0	0.0	0.0	0.0	0.0	0.0	0.0	0.0	0.0	0.0	0.0	0.0
Alberta Elec.Generation	0.0	0.0	0.0	0.0	0.0	0.0	0.0	0.0	0.0	0.0	0.0	0.0	0.0
Shrinkage													
Acid Gas	0.0	0.0	0.0	0.0	0.0	0.0	0.0	0.0	0.0	0.0	0.0	0.0	0.0
Other products	21.8	5.5	0.0	0.0	0.0	0.0	0.0	0.0	0.0	0.0	0.0	0.0	27.3
Fuel	54.3	14.2	0.0	0.0	0.0	0.0	0.0	0.0	0.0	0.0	0.0	0.0	68.5
Flared	0.1	0.1	0.0	0.0	0.0	0.0	0.0	0.0	0.0	0.0	0.0	0.0	0.2
Vented	0.0	0.0	0.0	0.0	0.0	0.0	0.0	0.0	0.0	0.0	0.0	0.0	0.0
Diff and Other	-31.2	-0.1	0.0	0.0	0.0	0.0	0.0	0.0	0.0	0.0	0.0	0.0	-31.3
Process and Frac													
Pentanes Plus	0.0	0.0	0.0	0.0	0.0	0.0	0.0	0.0	0.0	0.0	0.0	0.0	0.0
Propane	0.0	0.0	0.0	0.0	0.0	0.0	0.0	0.0	0.0	0.0	0.0	0.0	0.0
Butanes	0.0	0.0	0.0	0.0	0.0	0.0	0.0	0.0	0.0	0.0	0.0	0.0	0.0
Ethane	0.0	0.0	0.0	0.0	0.0	0.0	0.0	0.0	0.0	0.0	0.0	0.0	0.0
NGL MIX	87.9	21.8	0.0	0.0	0.0	0.0	0.0	0.0	0.0	0.0	0.0	0.0	109.7
Sulphur	0.0	0.0	0.0	0.0	0.0	0.0	0.0	0.0	0.0	0.0	0.0	0.0	0.0
Sulphur Closing Inv	0.0	0.0	0.0	0.0	0.0	0.0	0.0	0.0	0.0	0.0	0.0	0.0	0.0

Unit of Measurement: Gas and Gas equivalent products: 1000m3, Liquids: m3, Sulphur: MTS

VPR6200

Facility ID ABGP0089350

Facility Name TRILOGY DEEP VALLEY 01-15-063-25W5

Facility Licence # 35413

Facility Operator OAW4 PARA

Production Month	202001	202002	202003	202004	202005	202006	202007	202008	202009	202010	202011	202012	Totals
Receipts													
Receipts from Alberta Facilities	1,261.0	1,218.7	937.9	700.8	686.6	0.0	0.0	0.0	0.0	0.0	0.0	0.0	4,805.0
Receipts from Non-Alberta Facilities	0.0	0.0	0.0	0.0	0.0	0.0	0.0	0.0	0.0	0.0	0.0	0.0	0.0
Dispositions													
Disposition													
Battery	0.0	0.0	0.0	0.0	0.0	0.0	0.0	0.0	0.0	0.0	0.0	0.0	0.0
Gas Gathering System	0.0	0.0	0.0	0.0	0.0	0.0	0.0	0.0	0.0	0.0	0.0	0.0	0.0
Gas Plant	0.0	0.0	0.0	0.0	0.0	0.0	0.0	0.0	0.0	0.0	0.0	0.0	0.0
Injection Facility	0.0	0.0	0.0	0.0	0.0	0.0	0.0	0.0	0.0	0.0	0.0	0.0	0.0
Meter Station	1,172.7	1,176.6	871.2	640.1	594.0	0.0	0.0	0.0	0.0	0.0	0.0	0.0	4,454.6
Other	0.0	0.0	0.0	0.0	0.0	0.0	0.0	0.0	0.0	0.0	0.0	0.0	0.0
Alberta Commercial	0.0	0.0	0.0	0.0	0.0	0.0	0.0	0.0	0.0	0.0	0.0	0.0	0.0
Alberta Industrial	0.0	0.0	0.0	0.0	0.0	0.0	0.0	0.0	0.0	0.0	0.0	0.0	0.0
Alberta Residential	0.0	0.0	0.0	0.0	0.0	0.0	0.0	0.0	0.0	0.0	0.0	0.0	0.0
Alberta Elec.Generation	0.0	0.0	0.0	0.0	0.0	0.0	0.0	0.0	0.0	0.0	0.0	0.0	0.0
Shrinkage													
Acid Gas	0.0	0.0	0.0	0.0	0.0	0.0	0.0	0.0	0.0	0.0	0.0	0.0	0.0
Other products	8.0	7.8	6.4	3.2	3.1	0.0	0.0	0.0	0.0	0.0	0.0	0.0	28.5
Fuel	62.7	66.9	71.1	61.9	53.4	0.0	0.0	0.0	0.0	0.0	0.0	0.0	316.0
Flared	0.0	0.0	0.0	0.0	0.0	0.0	0.0	0.0	0.0	0.0	0.0	0.0	0.0
Vented	0.0	0.0	0.0	0.0	0.0	0.0	0.0	0.0	0.0	0.0	0.0	0.0	0.0
Diff and Other	17.6	-32.6	-10.8	-4.4	36.1	0.0	0.0	0.0	0.0	0.0	0.0	0.0	5.9
Process and Frac													
Pentanes Plus	38.8	37.8	30.9	15.5	15.1	0.0	0.0	0.0	0.0	0.0	0.0	0.0	138.1
Propane	0.0	0.0	0.0	0.0	0.0	0.0	0.0	0.0	0.0	0.0	0.0	0.0	0.0
Butanes	0.0	0.0	0.0	0.0	0.0	0.0	0.0	0.0	0.0	0.0	0.0	0.0	0.0
Ethane	0.0	0.0	0.0	0.0	0.0	0.0	0.0	0.0	0.0	0.0	0.0	0.0	0.0
NGL MIX	0.0	0.0	0.0	0.0	0.0	0.0	0.0	0.0	0.0	0.0	0.0	0.0	0.0
Sulphur	0.0	0.0	0.0	0.0	0.0	0.0	0.0	0.0	0.0	0.0	0.0	0.0	0.0
Sulphur Closing Inv	0.0	0.0	0.0	0.0	0.0	0.0	0.0	0.0	0.0	0.0	0.0	0.0	0.0

Unit of Measurement: Gas and Gas equivalent products: 1000m3, Liquids: m3, Sulphur: MTS

VPR6200

Facility ID ABGP0089584
Facility Licence # 35046

Facility Name SANDHILLS GAS PLANT
Facility Operator A663

Production Month	202001	202002	202003	202004	202005	202006	202007	202008	202009	202010	202011	202012	Totals
	SHUTIN	SHUTIN	SHUTIN	SHUTIN	SHUTIN								
Receipts													
Receipts from Alberta Facilities	0.0	0.0	0.0	0.0	0.0	0.0	0.0	0.0	0.0	0.0	0.0	0.0	0.0
Receipts from Non-Alberta Facilities	0.0	0.0	0.0	0.0	0.0	0.0	0.0	0.0	0.0	0.0	0.0	0.0	0.0
Dispositions													
Disposition													
Battery	0.0	0.0	0.0	0.0	0.0	0.0	0.0	0.0	0.0	0.0	0.0	0.0	0.0
Gas Gathering System	0.0	0.0	0.0	0.0	0.0	0.0	0.0	0.0	0.0	0.0	0.0	0.0	0.0
Gas Plant	0.0	0.0	0.0	0.0	0.0	0.0	0.0	0.0	0.0	0.0	0.0	0.0	0.0
Injection Facility	0.0	0.0	0.0	0.0	0.0	0.0	0.0	0.0	0.0	0.0	0.0	0.0	0.0
Meter Station	0.0	0.0	0.0	0.0	0.0	0.0	0.0	0.0	0.0	0.0	0.0	0.0	0.0
Other	0.0	0.0	0.0	0.0	0.0	0.0	0.0	0.0	0.0	0.0	0.0	0.0	0.0
Alberta Commercial	0.0	0.0	0.0	0.0	0.0	0.0	0.0	0.0	0.0	0.0	0.0	0.0	0.0
Alberta Industrial	0.0	0.0	0.0	0.0	0.0	0.0	0.0	0.0	0.0	0.0	0.0	0.0	0.0
Alberta Residential	0.0	0.0	0.0	0.0	0.0	0.0	0.0	0.0	0.0	0.0	0.0	0.0	0.0
Alberta Elec.Generation	0.0	0.0	0.0	0.0	0.0	0.0	0.0	0.0	0.0	0.0	0.0	0.0	0.0
Shrinkage													
Acid Gas	0.0	0.0	0.0	0.0	0.0	0.0	0.0	0.0	0.0	0.0	0.0	0.0	0.0
Other products	0.0	0.0	0.0	0.0	0.0	0.0	0.0	0.0	0.0	0.0	0.0	0.0	0.0
Fuel	0.0	0.0	0.0	0.0	0.0	0.0	0.0	0.0	0.0	0.0	0.0	0.0	0.0
Flared	0.0	0.0	0.0	0.0	0.0	0.0	0.0	0.0	0.0	0.0	0.0	0.0	0.0
Vented	0.0	0.0	0.0	0.0	0.0	0.0	0.0	0.0	0.0	0.0	0.0	0.0	0.0
Diff and Other	0.0	0.0	0.0	0.0	0.0	0.0	0.0	0.0	0.0	0.0	0.0	0.0	0.0
Process and Frac													
Pentanes Plus	0.0	0.0	0.0	0.0	0.0	0.0	0.0	0.0	0.0	0.0	0.0	0.0	0.0
Propane	0.0	0.0	0.0	0.0	0.0	0.0	0.0	0.0	0.0	0.0	0.0	0.0	0.0
Butanes	0.0	0.0	0.0	0.0	0.0	0.0	0.0	0.0	0.0	0.0	0.0	0.0	0.0
Ethane	0.0	0.0	0.0	0.0	0.0	0.0	0.0	0.0	0.0	0.0	0.0	0.0	0.0
NGL MIX	0.0	0.0	0.0	0.0	0.0	0.0	0.0	0.0	0.0	0.0	0.0	0.0	0.0
Sulphur	0.0	0.0	0.0	0.0	0.0	0.0	0.0	0.0	0.0	0.0	0.0	0.0	0.0
Sulphur Closing Inv	0.0	0.0	0.0	0.0	0.0	0.0	0.0	0.0	0.0	0.0	0.0	0.0	0.0

Unit of Measurement: Gas and Gas equivalent products: 1000m3, Liquids: m3, Sulphur: MTS

VPR6200

Facility ID ABGP0089756

Facility Name APACHE NGL LONEPINE WEST 2-29-31-28W

Facility Licence # 35540

Facility Operator A1H9 EMBER

Production Month	202001	202002	202003	202004	202005	202006	202007	202008	202009	202010	202011	202012	Totals
Receipts													
Receipts from Alberta Facilities	2,123.9	2,105.3	2,267.6	2,135.9	2,215.9	0.0	0.0	0.0	0.0	0.0	0.0	0.0	10,848.6
Receipts from Non-Alberta Facilities	0.0	0.0	0.0	0.0	0.0	0.0	0.0	0.0	0.0	0.0	0.0	0.0	0.0
Dispositions													
Disposition													
Battery	0.0	0.0	0.0	0.0	0.0	0.0	0.0	0.0	0.0	0.0	0.0	0.0	0.0
Gas Gathering System	0.0	0.0	0.0	0.0	0.0	0.0	0.0	0.0	0.0	0.0	0.0	0.0	0.0
Gas Plant	0.0	0.0	0.0	0.0	0.0	0.0	0.0	0.0	0.0	0.0	0.0	0.0	0.0
Injection Facility	0.0	0.0	0.0	0.0	0.0	0.0	0.0	0.0	0.0	0.0	0.0	0.0	0.0
Meter Station	1,992.0	2,064.0	2,094.9	1,981.2	2,077.5	0.0	0.0	0.0	0.0	0.0	0.0	0.0	10,209.6
Other	0.0	0.0	0.0	0.0	0.0	0.0	0.0	0.0	0.0	0.0	0.0	0.0	0.0
Alberta Commercial	0.0	0.0	0.0	0.0	0.0	0.0	0.0	0.0	0.0	0.0	0.0	0.0	0.0
Alberta Industrial	0.0	0.0	0.0	0.0	0.0	0.0	0.0	0.0	0.0	0.0	0.0	0.0	0.0
Alberta Residential	0.0	0.0	0.0	0.0	0.0	0.0	0.0	0.0	0.0	0.0	0.0	0.0	0.0
Alberta Elec.Generation	0.0	0.0	0.0	0.0	0.0	0.0	0.0	0.0	0.0	0.0	0.0	0.0	0.0
Shrinkage													
Acid Gas	0.0	0.0	0.0	0.0	0.0	0.0	0.0	0.0	0.0	0.0	0.0	0.0	0.0
Other products	12.1	0.0	12.0	11.4	0.0	0.0	0.0	0.0	0.0	0.0	0.0	0.0	35.5
Fuel	169.5	158.9	158.1	137.0	140.5	0.0	0.0	0.0	0.0	0.0	0.0	0.0	764.0
Flared	0.0	0.0	0.0	0.0	0.0	0.0	0.0	0.0	0.0	0.0	0.0	0.0	0.0
Vented	1.1	0.0	2.0	2.0	0.0	0.0	0.0	0.0	0.0	0.0	0.0	0.0	5.1
Diff and Other	-50.8	-117.6	0.6	4.3	-2.1	0.0	0.0	0.0	0.0	0.0	0.0	0.0	-165.6
Process and Frac													
Pentanes Plus	0.0	0.0	0.0	0.0	0.0	0.0	0.0	0.0	0.0	0.0	0.0	0.0	0.0
Propane	0.0	0.0	0.0	0.0	0.0	0.0	0.0	0.0	0.0	0.0	0.0	0.0	0.0
Butanes	0.0	0.0	0.0	0.0	0.0	0.0	0.0	0.0	0.0	0.0	0.0	0.0	0.0
Ethane	0.0	0.0	0.0	0.0	0.0	0.0	0.0	0.0	0.0	0.0	0.0	0.0	0.0
NGL MIX	54.9	0.0	54.5	52.1	0.0	0.0	0.0	0.0	0.0	0.0	0.0	0.0	161.5
Sulphur	0.0	0.0	0.0	0.0	0.0	0.0	0.0	0.0	0.0	0.0	0.0	0.0	0.0
Sulphur Closing Inv	0.0	0.0	0.0	0.0	0.0	0.0	0.0	0.0	0.0	0.0	0.0	0.0	0.0

Unit of Measurement: Gas and Gas equivalent products: 1000m3, Liquids: m3, Sulphur: MTS

VPR6200

Facility ID ABGP0089914

Facility Name 981405 WEDGE GAS PLANT

Facility Licence # 35725

Facility Operator A663

Production Month	202001	202002	202003	202004	202005	202006	202007	202008	202009	202010	202011	202012	Totals
	SHUTIN	SHUTIN	SHUTIN	SHUTIN	SHUTIN								
Receipts													
Receipts from Alberta Facilities	0.0	0.0	0.0	0.0	0.0	0.0	0.0	0.0	0.0	0.0	0.0	0.0	0.0
Receipts from Non-Alberta Facilities	0.0	0.0	0.0	0.0	0.0	0.0	0.0	0.0	0.0	0.0	0.0	0.0	0.0
Dispositions													
Disposition													
Battery	0.0	0.0	0.0	0.0	0.0	0.0	0.0	0.0	0.0	0.0	0.0	0.0	0.0
Gas Gathering System	0.0	0.0	0.0	0.0	0.0	0.0	0.0	0.0	0.0	0.0	0.0	0.0	0.0
Gas Plant	0.0	0.0	0.0	0.0	0.0	0.0	0.0	0.0	0.0	0.0	0.0	0.0	0.0
Injection Facility	0.0	0.0	0.0	0.0	0.0	0.0	0.0	0.0	0.0	0.0	0.0	0.0	0.0
Meter Station	0.0	0.0	0.0	0.0	0.0	0.0	0.0	0.0	0.0	0.0	0.0	0.0	0.0
Other	0.0	0.0	0.0	0.0	0.0	0.0	0.0	0.0	0.0	0.0	0.0	0.0	0.0
Alberta Commercial	0.0	0.0	0.0	0.0	0.0	0.0	0.0	0.0	0.0	0.0	0.0	0.0	0.0
Alberta Industrial	0.0	0.0	0.0	0.0	0.0	0.0	0.0	0.0	0.0	0.0	0.0	0.0	0.0
Alberta Residential	0.0	0.0	0.0	0.0	0.0	0.0	0.0	0.0	0.0	0.0	0.0	0.0	0.0
Alberta Elec.Generation	0.0	0.0	0.0	0.0	0.0	0.0	0.0	0.0	0.0	0.0	0.0	0.0	0.0
Shrinkage													
Acid Gas	0.0	0.0	0.0	0.0	0.0	0.0	0.0	0.0	0.0	0.0	0.0	0.0	0.0
Other products	0.0	0.0	0.0	0.0	0.0	0.0	0.0	0.0	0.0	0.0	0.0	0.0	0.0
Fuel	0.0	0.0	0.0	0.0	0.0	0.0	0.0	0.0	0.0	0.0	0.0	0.0	0.0
Flared	0.0	0.0	0.0	0.0	0.0	0.0	0.0	0.0	0.0	0.0	0.0	0.0	0.0
Vented	0.0	0.0	0.0	0.0	0.0	0.0	0.0	0.0	0.0	0.0	0.0	0.0	0.0
Diff and Other	0.0	0.0	0.0	0.0	0.0	0.0	0.0	0.0	0.0	0.0	0.0	0.0	0.0
Process and Frac													
Pentanes Plus	0.0	0.0	0.0	0.0	0.0	0.0	0.0	0.0	0.0	0.0	0.0	0.0	0.0
Propane	0.0	0.0	0.0	0.0	0.0	0.0	0.0	0.0	0.0	0.0	0.0	0.0	0.0
Butanes	0.0	0.0	0.0	0.0	0.0	0.0	0.0	0.0	0.0	0.0	0.0	0.0	0.0
Ethane	0.0	0.0	0.0	0.0	0.0	0.0	0.0	0.0	0.0	0.0	0.0	0.0	0.0
NGL MIX	0.0	0.0	0.0	0.0	0.0	0.0	0.0	0.0	0.0	0.0	0.0	0.0	0.0
Sulphur	0.0	0.0	0.0	0.0	0.0	0.0	0.0	0.0	0.0	0.0	0.0	0.0	0.0
Sulphur Closing Inv	0.0	0.0	0.0	0.0	0.0	0.0	0.0	0.0	0.0	0.0	0.0	0.0	0.0

Unit of Measurement: Gas and Gas equivalent products: 1000m3, Liquids: m3, Sulphur: MTS

VPR6200

Facility ID ABGP0089955

Facility Name 981405 THUNDER GAS PLANT 9-6-61-5W5

Facility Licence # 35533

Facility Operator A663

Production Month	202001	202002	202003	202004	202005	202006	202007	202008	202009	202010	202011	202012	Totals
	SHUTIN	SHUTIN	SHUTIN	SHUTIN	SHUTIN								
Receipts													
Receipts from Alberta Facilities	0.0	0.0	0.0	0.0	0.0	0.0	0.0	0.0	0.0	0.0	0.0	0.0	0.0
Receipts from Non-Alberta Facilities	0.0	0.0	0.0	0.0	0.0	0.0	0.0	0.0	0.0	0.0	0.0	0.0	0.0
Dispositions													
Disposition													
Battery	0.0	0.0	0.0	0.0	0.0	0.0	0.0	0.0	0.0	0.0	0.0	0.0	0.0
Gas Gathering System	0.0	0.0	0.0	0.0	0.0	0.0	0.0	0.0	0.0	0.0	0.0	0.0	0.0
Gas Plant	0.0	0.0	0.0	0.0	0.0	0.0	0.0	0.0	0.0	0.0	0.0	0.0	0.0
Injection Facility	0.0	0.0	0.0	0.0	0.0	0.0	0.0	0.0	0.0	0.0	0.0	0.0	0.0
Meter Station	0.0	0.0	0.0	0.0	0.0	0.0	0.0	0.0	0.0	0.0	0.0	0.0	0.0
Other	0.0	0.0	0.0	0.0	0.0	0.0	0.0	0.0	0.0	0.0	0.0	0.0	0.0
Alberta Commercial	0.0	0.0	0.0	0.0	0.0	0.0	0.0	0.0	0.0	0.0	0.0	0.0	0.0
Alberta Industrial	0.0	0.0	0.0	0.0	0.0	0.0	0.0	0.0	0.0	0.0	0.0	0.0	0.0
Alberta Residential	0.0	0.0	0.0	0.0	0.0	0.0	0.0	0.0	0.0	0.0	0.0	0.0	0.0
Alberta Elec.Generation	0.0	0.0	0.0	0.0	0.0	0.0	0.0	0.0	0.0	0.0	0.0	0.0	0.0
Shrinkage													
Acid Gas	0.0	0.0	0.0	0.0	0.0	0.0	0.0	0.0	0.0	0.0	0.0	0.0	0.0
Other products	0.0	0.0	0.0	0.0	0.0	0.0	0.0	0.0	0.0	0.0	0.0	0.0	0.0
Fuel	0.0	0.0	0.0	0.0	0.0	0.0	0.0	0.0	0.0	0.0	0.0	0.0	0.0
Flared	0.0	0.0	0.0	0.0	0.0	0.0	0.0	0.0	0.0	0.0	0.0	0.0	0.0
Vented	0.0	0.0	0.0	0.0	0.0	0.0	0.0	0.0	0.0	0.0	0.0	0.0	0.0
Diff and Other	0.0	0.0	0.0	0.0	0.0	0.0	0.0	0.0	0.0	0.0	0.0	0.0	0.0
Process and Frac													
Pentanes Plus	0.0	0.0	0.0	0.0	0.0	0.0	0.0	0.0	0.0	0.0	0.0	0.0	0.0
Propane	0.0	0.0	0.0	0.0	0.0	0.0	0.0	0.0	0.0	0.0	0.0	0.0	0.0
Butanes	0.0	0.0	0.0	0.0	0.0	0.0	0.0	0.0	0.0	0.0	0.0	0.0	0.0
Ethane	0.0	0.0	0.0	0.0	0.0	0.0	0.0	0.0	0.0	0.0	0.0	0.0	0.0
NGL MIX	0.0	0.0	0.0	0.0	0.0	0.0	0.0	0.0	0.0	0.0	0.0	0.0	0.0
Sulphur	0.0	0.0	0.0	0.0	0.0	0.0	0.0	0.0	0.0	0.0	0.0	0.0	0.0
Sulphur Closing Inv	0.0	0.0	0.0	0.0	0.0	0.0	0.0	0.0	0.0	0.0	0.0	0.0	0.0

Unit of Measurement: Gas and Gas equivalent products: 1000m3, Liquids: m3, Sulphur: MTS

VPR6200

Facility ID ABGP0090067

Facility Name Suffield-13-10-016-09 W4M

Facility Licence # 35627

Facility Operator OZOH HARVEST

Production Month	202001	202002	202003	202004	202005	202006	202007	202008	202009	202010	202011	202012	Totals
Receipts													
Receipts from Alberta Facilities	420.4	411.1	397.3	351.1	395.9	0.0	0.0	0.0	0.0	0.0	0.0	0.0	1,975.8
Receipts from Non-Alberta Facilities	0.0	0.0	0.0	0.0	0.0	0.0	0.0	0.0	0.0	0.0	0.0	0.0	0.0
Dispositions													
Disposition Battery	140.4	126.9	131.0	105.9	115.1	0.0	0.0	0.0	0.0	0.0	0.0	0.0	619.3
Gas Gathering System	292.2	262.5	232.1	231.7	265.3	0.0	0.0	0.0	0.0	0.0	0.0	0.0	1,283.8
Gas Plant	0.0	0.0	0.0	0.0	0.0	0.0	0.0	0.0	0.0	0.0	0.0	0.0	0.0
Injection Facility	0.0	0.0	0.0	0.0	0.0	0.0	0.0	0.0	0.0	0.0	0.0	0.0	0.0
Meter Station	0.0	0.0	0.0	0.0	0.0	0.0	0.0	0.0	0.0	0.0	0.0	0.0	0.0
Other	0.0	0.0	0.0	0.0	0.0	0.0	0.0	0.0	0.0	0.0	0.0	0.0	0.0
Alberta Commercial	0.0	0.0	0.0	0.0	0.0	0.0	0.0	0.0	0.0	0.0	0.0	0.0	0.0
Alberta Industrial	0.0	0.0	0.0	0.0	0.0	0.0	0.0	0.0	0.0	0.0	0.0	0.0	0.0
Alberta Residential	0.0	0.0	0.0	0.0	0.0	0.0	0.0	0.0	0.0	0.0	0.0	0.0	0.0
Alberta Elec.Generation	0.0	0.0	0.0	0.0	0.0	0.0	0.0	0.0	0.0	0.0	0.0	0.0	0.0
Shrinkage Acid Gas	0.0	0.0	0.0	0.0	0.0	0.0	0.0	0.0	0.0	0.0	0.0	0.0	0.0
Other products	0.0	0.0	0.0	0.0	0.0	0.0	0.0	0.0	0.0	0.0	0.0	0.0	0.0
Fuel	0.8	0.7	0.8	0.6	0.5	0.0	0.0	0.0	0.0	0.0	0.0	0.0	3.4
Flared	3.8	5.4	30.3	1.2	2.8	0.0	0.0	0.0	0.0	0.0	0.0	0.0	43.5
Vented	0.0	0.0	0.0	0.0	0.0	0.0	0.0	0.0	0.0	0.0	0.0	0.0	0.0
Diff and Other	-16.8	15.6	3.1	11.7	12.2	0.0	0.0	0.0	0.0	0.0	0.0	0.0	25.8
Process and Frac													
Pentanes Plus	0.0	0.0	0.0	0.0	0.0	0.0	0.0	0.0	0.0	0.0	0.0	0.0	0.0
Propane	0.0	0.0	0.0	0.0	0.0	0.0	0.0	0.0	0.0	0.0	0.0	0.0	0.0
Butanes	0.0	0.0	0.0	0.0	0.0	0.0	0.0	0.0	0.0	0.0	0.0	0.0	0.0
Ethane	0.0	0.0	0.0	0.0	0.0	0.0	0.0	0.0	0.0	0.0	0.0	0.0	0.0
NGL MIX	0.0	0.0	0.0	0.0	0.0	0.0	0.0	0.0	0.0	0.0	0.0	0.0	0.0
Sulphur	0.0	0.0	0.0	0.0	0.0	0.0	0.0	0.0	0.0	0.0	0.0	0.0	0.0
Sulphur Closing Inv	0.0	0.0	0.0	0.0	0.0	0.0	0.0	0.0	0.0	0.0	0.0	0.0	0.0

Unit of Measurement: Gas and Gas equivalent products: 1000m3, Liquids: m3, Sulphur: MTS

VPR6200

Facility ID ABGP0090715

Facility Name Puskwa 03-03-072-26W5

Facility Licence # 36036

Facility Operator OHE9 CNRL

Production Month	202001	202002	202003	202004	202005	202006	202007	202008	202009	202010	202011	202012	Totals
Receipts													
Receipts from Alberta Facilities	210.2	297.5	356.1	314.0	307.8	0.0	0.0	0.0	0.0	0.0	0.0	0.0	1,485.6
Receipts from Non-Alberta Facilities	0.0	0.0	0.0	0.0	0.0	0.0	0.0	0.0	0.0	0.0	0.0	0.0	0.0
Dispositions													
Disposition													
Battery	28.4	28.4	34.2	30.6	23.1	0.0	0.0	0.0	0.0	0.0	0.0	0.0	144.7
Gas Gathering System	0.0	0.0	0.0	0.0	0.0	0.0	0.0	0.0	0.0	0.0	0.0	0.0	0.0
Gas Plant	0.0	0.0	0.0	0.0	0.0	0.0	0.0	0.0	0.0	0.0	0.0	0.0	0.0
Injection Facility	0.0	0.0	0.0	0.0	0.0	0.0	0.0	0.0	0.0	0.0	0.0	0.0	0.0
Meter Station	75.1	149.3	183.2	160.9	192.7	0.0	0.0	0.0	0.0	0.0	0.0	0.0	761.2
Other	0.0	0.0	0.0	0.0	0.0	0.0	0.0	0.0	0.0	0.0	0.0	0.0	0.0
Alberta Commercial	0.0	0.0	0.0	0.0	0.0	0.0	0.0	0.0	0.0	0.0	0.0	0.0	0.0
Alberta Industrial	0.0	0.0	0.0	0.0	0.0	0.0	0.0	0.0	0.0	0.0	0.0	0.0	0.0
Alberta Residential	0.0	0.0	0.0	0.0	0.0	0.0	0.0	0.0	0.0	0.0	0.0	0.0	0.0
Alberta Elec.Generation	0.0	0.0	0.0	0.0	0.0	0.0	0.0	0.0	0.0	0.0	0.0	0.0	0.0
Shrinkage													
Acid Gas	0.0	0.0	0.0	0.0	0.0	0.0	0.0	0.0	0.0	0.0	0.0	0.0	0.0
Other products	22.5	17.5	23.9	15.1	14.7	0.0	0.0	0.0	0.0	0.0	0.0	0.0	93.7
Fuel	85.1	85.4	102.6	91.8	69.1	0.0	0.0	0.0	0.0	0.0	0.0	0.0	434.0
Flared	2.2	1.3	0.2	0.5	0.4	0.0	0.0	0.0	0.0	0.0	0.0	0.0	4.6
Vented	0.0	0.0	0.0	0.0	0.0	0.0	0.0	0.0	0.0	0.0	0.0	0.0	0.0
Diff and Other	-3.1	15.6	12.0	15.1	7.8	0.0	0.0	0.0	0.0	0.0	0.0	0.0	47.4
Process and Frac													
Pentanes Plus	0.0	0.0	0.0	0.0	0.0	0.0	0.0	0.0	0.0	0.0	0.0	0.0	0.0
Propane	0.0	0.0	0.0	0.0	0.0	0.0	0.0	0.0	0.0	0.0	0.0	0.0	0.0
Butanes	0.0	0.0	0.0	0.0	0.0	0.0	0.0	0.0	0.0	0.0	0.0	0.0	0.0
Ethane	0.0	0.0	0.0	0.0	0.0	0.0	0.0	0.0	0.0	0.0	0.0	0.0	0.0
NGL MIX	92.7	72.8	99.7	62.4	59.4	0.0	0.0	0.0	0.0	0.0	0.0	0.0	387.0
Sulphur	0.0	0.0	0.0	0.0	0.0	0.0	0.0	0.0	0.0	0.0	0.0	0.0	0.0
Sulphur Closing Inv	0.0	0.0	0.0	0.0	0.0	0.0	0.0	0.0	0.0	0.0	0.0	0.0	0.0

Unit of Measurement: Gas and Gas equivalent products: 1000m3, Liquids: m3, Sulphur: MTS

VPR6200

Facility ID ABGP0090927
Facility Licence # 31687

Facility Name WIN COWLEY 13-34-8-2w5 PLANT
Facility Operator A5TT TAC

Production Month	202001	202002	202003	202004	202005	202006	202007	202008	202009	202010	202011	202012	Totals
Receipts													
Receipts from Alberta Facilities	2,572.7	2,443.5	2,710.3	2,609.5	2,619.4	0.0	0.0	0.0	0.0	0.0	0.0	0.0	12,955.4
Receipts from Non-Alberta Facilities	0.0	0.0	0.0	0.0	0.0	0.0	0.0	0.0	0.0	0.0	0.0	0.0	0.0
Dispositions													
Disposition													
Battery	0.0	0.0	0.0	0.0	0.0	0.0	0.0	0.0	0.0	0.0	0.0	0.0	0.0
Gas Gathering System	0.0	0.0	0.0	0.0	0.0	0.0	0.0	0.0	0.0	0.0	0.0	0.0	0.0
Gas Plant	0.0	0.0	0.0	0.0	0.0	0.0	0.0	0.0	0.0	0.0	0.0	0.0	0.0
Injection Facility	0.0	0.0	0.0	0.0	0.0	0.0	0.0	0.0	0.0	0.0	0.0	0.0	0.0
Meter Station	2,480.9	2,364.1	2,625.1	2,527.3	2,537.1	0.0	0.0	0.0	0.0	0.0	0.0	0.0	12,534.5
Other	0.0	0.0	0.0	0.0	0.0	0.0	0.0	0.0	0.0	0.0	0.0	0.0	0.0
Alberta Commercial	0.0	0.0	0.0	0.0	0.0	0.0	0.0	0.0	0.0	0.0	0.0	0.0	0.0
Alberta Industrial	0.0	0.0	0.0	0.0	0.0	0.0	0.0	0.0	0.0	0.0	0.0	0.0	0.0
Alberta Residential	0.0	0.0	0.0	0.0	0.0	0.0	0.0	0.0	0.0	0.0	0.0	0.0	0.0
Alberta Elec.Generation	0.0	0.0	0.0	0.0	0.0	0.0	0.0	0.0	0.0	0.0	0.0	0.0	0.0
Shrinkage													
Acid Gas	0.0	0.0	0.0	0.0	0.0	0.0	0.0	0.0	0.0	0.0	0.0	0.0	0.0
Other products	0.0	0.0	0.0	0.0	0.0	0.0	0.0	0.0	0.0	0.0	0.0	0.0	0.0
Fuel	89.8	77.5	83.3	80.4	80.4	0.0	0.0	0.0	0.0	0.0	0.0	0.0	411.4
Flared	0.0	0.0	0.0	0.0	0.0	0.0	0.0	0.0	0.0	0.0	0.0	0.0	0.0
Vented	2.0	1.9	1.9	1.8	1.9	0.0	0.0	0.0	0.0	0.0	0.0	0.0	9.5
Diff and Other	0.0	0.0	0.0	0.0	0.0	0.0	0.0	0.0	0.0	0.0	0.0	0.0	0.0
Process and Frac													
Pentanes Plus	0.0	0.0	0.0	0.0	0.0	0.0	0.0	0.0	0.0	0.0	0.0	0.0	0.0
Propane	0.0	0.0	0.0	0.0	0.0	0.0	0.0	0.0	0.0	0.0	0.0	0.0	0.0
Butanes	0.0	0.0	0.0	0.0	0.0	0.0	0.0	0.0	0.0	0.0	0.0	0.0	0.0
Ethane	0.0	0.0	0.0	0.0	0.0	0.0	0.0	0.0	0.0	0.0	0.0	0.0	0.0
NGL MIX	0.0	0.0	0.0	0.0	0.0	0.0	0.0	0.0	0.0	0.0	0.0	0.0	0.0
Sulphur	0.0	0.0	0.0	0.0	0.0	0.0	0.0	0.0	0.0	0.0	0.0	0.0	0.0
Sulphur Closing Inv	0.0	0.0	0.0	0.0	0.0	0.0	0.0	0.0	0.0	0.0	0.0	0.0	0.0

Unit of Measurement: Gas and Gas equivalent products: 1000m3, Liquids: m3, Sulphur: MTS

VPR6200

Facility ID ABGP0091427

Facility Name PEYTO NOSEHILL 11-21-55-20 W5 GAS PL

Facility Licence # 35862

Facility Operator OYA2 PEYTO

Production Month	202001	202002	202003	202004	202005	202006	202007	202008	202009	202010	202011	202012	Totals
Receipts													
Receipts from Alberta Facilities	58,435.5	55,224.0	59,300.9	55,757.5	57,044.7	0.0	0.0	0.0	0.0	0.0	0.0	0.0	285,762.6
Receipts from Non-Alberta Facilities	0.0	0.0	0.0	0.0	0.0	0.0	0.0	0.0	0.0	0.0	0.0	0.0	0.0
Dispositions													
Disposition													
Battery	0.0	0.0	0.0	0.0	0.0	0.0	0.0	0.0	0.0	0.0	0.0	0.0	0.0
Gas Gathering System	0.0	0.0	0.0	0.0	0.0	0.0	0.0	0.0	0.0	0.0	0.0	0.0	0.0
Gas Plant	0.0	0.0	0.0	0.0	0.0	0.0	0.0	0.0	0.0	0.0	0.0	0.0	0.0
Injection Facility	0.0	0.0	0.0	0.0	0.0	0.0	0.0	0.0	0.0	0.0	0.0	0.0	0.0
Meter Station	56,534.6	53,815.7	57,779.4	54,256.1	55,565.4	0.0	0.0	0.0	0.0	0.0	0.0	0.0	277,951.2
Other	0.0	0.0	0.0	0.0	0.0	0.0	0.0	0.0	0.0	0.0	0.0	0.0	0.0
Alberta Commercial	0.0	0.0	0.0	0.0	0.0	0.0	0.0	0.0	0.0	0.0	0.0	0.0	0.0
Alberta Industrial	0.0	0.0	0.0	0.0	0.0	0.0	0.0	0.0	0.0	0.0	0.0	0.0	0.0
Alberta Residential	0.0	0.0	0.0	0.0	0.0	0.0	0.0	0.0	0.0	0.0	0.0	0.0	0.0
Alberta Elec.Generation	0.0	0.0	0.0	0.0	0.0	0.0	0.0	0.0	0.0	0.0	0.0	0.0	0.0
Shrinkage													
Acid Gas	0.0	0.0	0.0	0.0	0.0	0.0	0.0	0.0	0.0	0.0	0.0	0.0	0.0
Other products	987.2	966.5	1,026.4	941.8	1,024.6	0.0	0.0	0.0	0.0	0.0	0.0	0.0	4,946.5
Fuel	1,732.3	1,631.2	1,744.0	1,677.9	1,738.4	0.0	0.0	0.0	0.0	0.0	0.0	0.0	8,523.8
Flared	4.4	4.3	4.3	4.6	4.9	0.0	0.0	0.0	0.0	0.0	0.0	0.0	22.5
Vented	0.0	0.0	0.0	0.0	2.9	0.0	0.0	0.0	0.0	0.0	0.0	0.0	2.9
Diff and Other	-823.0	-1,193.7	-1,253.2	-1,122.9	-1,291.5	0.0	0.0	0.0	0.0	0.0	0.0	0.0	-5,684.3
Process and Frac													
Pentanes Plus	1,531.2	1,527.4	1,672.1	1,624.9	1,650.2	0.0	0.0	0.0	0.0	0.0	0.0	0.0	8,005.8
Propane	0.0	0.0	0.0	0.0	0.0	0.0	0.0	0.0	0.0	0.0	0.0	0.0	0.0
Butanes	0.0	0.0	0.0	0.0	0.0	0.0	0.0	0.0	0.0	0.0	0.0	0.0	0.0
Ethane	0.0	0.0	0.0	0.0	0.0	0.0	0.0	0.0	0.0	0.0	0.0	0.0	0.0
NGL MIX	2,909.3	2,823.1	2,945.5	2,650.7	2,960.2	0.0	0.0	0.0	0.0	0.0	0.0	0.0	14,288.8
Sulphur	0.0	0.0	0.0	0.0	0.0	0.0	0.0	0.0	0.0	0.0	0.0	0.0	0.0
Sulphur Closing Inv	0.0	0.0	0.0	0.0	0.0	0.0	0.0	0.0	0.0	0.0	0.0	0.0	0.0

Unit of Measurement: Gas and Gas equivalent products: 1000m3, Liquids: m3, Sulphur: MTS

VPR6200

Facility ID ABGP0091983

Facility Name BNP WHITECOURT GAS PLANT 16-30

Facility Licence # 36849

Facility Operator A72X

Production Month	202001	202002	202003	202004	202005	202006	202007	202008	202009	202010	202011	202012	Totals
	SHUTIN	SHUTIN	SHUTIN	SHUTIN	SHUTIN								
Receipts													
Receipts from Alberta Facilities	0.0	0.0	0.0	0.0	0.0	0.0	0.0	0.0	0.0	0.0	0.0	0.0	0.0
Receipts from Non-Alberta Facilities	0.0	0.0	0.0	0.0	0.0	0.0	0.0	0.0	0.0	0.0	0.0	0.0	0.0
Dispositions													
Disposition													
Battery	0.0	0.0	0.0	0.0	0.0	0.0	0.0	0.0	0.0	0.0	0.0	0.0	0.0
Gas Gathering System	0.0	0.0	0.0	0.0	0.0	0.0	0.0	0.0	0.0	0.0	0.0	0.0	0.0
Gas Plant	0.0	0.0	0.0	0.0	0.0	0.0	0.0	0.0	0.0	0.0	0.0	0.0	0.0
Injection Facility	0.0	0.0	0.0	0.0	0.0	0.0	0.0	0.0	0.0	0.0	0.0	0.0	0.0
Meter Station	0.0	0.0	0.0	0.0	0.0	0.0	0.0	0.0	0.0	0.0	0.0	0.0	0.0
Other	0.0	0.0	0.0	0.0	0.0	0.0	0.0	0.0	0.0	0.0	0.0	0.0	0.0
Alberta Commercial	0.0	0.0	0.0	0.0	0.0	0.0	0.0	0.0	0.0	0.0	0.0	0.0	0.0
Alberta Industrial	0.0	0.0	0.0	0.0	0.0	0.0	0.0	0.0	0.0	0.0	0.0	0.0	0.0
Alberta Residential	0.0	0.0	0.0	0.0	0.0	0.0	0.0	0.0	0.0	0.0	0.0	0.0	0.0
Alberta Elec.Generation	0.0	0.0	0.0	0.0	0.0	0.0	0.0	0.0	0.0	0.0	0.0	0.0	0.0
Shrinkage													
Acid Gas	0.0	0.0	0.0	0.0	0.0	0.0	0.0	0.0	0.0	0.0	0.0	0.0	0.0
Other products	0.0	0.0	0.0	0.0	0.0	0.0	0.0	0.0	0.0	0.0	0.0	0.0	0.0
Fuel	0.0	0.0	0.0	0.0	0.0	0.0	0.0	0.0	0.0	0.0	0.0	0.0	0.0
Flared	0.0	0.0	0.0	0.0	0.0	0.0	0.0	0.0	0.0	0.0	0.0	0.0	0.0
Vented	0.0	0.0	0.0	0.0	0.0	0.0	0.0	0.0	0.0	0.0	0.0	0.0	0.0
Diff and Other	0.0	0.0	0.0	0.0	0.0	0.0	0.0	0.0	0.0	0.0	0.0	0.0	0.0
Process and Frac													
Pentanes Plus	0.0	0.0	0.0	0.0	0.0	0.0	0.0	0.0	0.0	0.0	0.0	0.0	0.0
Propane	0.0	0.0	0.0	0.0	0.0	0.0	0.0	0.0	0.0	0.0	0.0	0.0	0.0
Butanes	0.0	0.0	0.0	0.0	0.0	0.0	0.0	0.0	0.0	0.0	0.0	0.0	0.0
Ethane	0.0	0.0	0.0	0.0	0.0	0.0	0.0	0.0	0.0	0.0	0.0	0.0	0.0
NGL MIX	0.0	0.0	0.0	0.0	0.0	0.0	0.0	0.0	0.0	0.0	0.0	0.0	0.0
Sulphur	0.0	0.0	0.0	0.0	0.0	0.0	0.0	0.0	0.0	0.0	0.0	0.0	0.0
Sulphur Closing Inv	0.0	0.0	0.0	0.0	0.0	0.0	0.0	0.0	0.0	0.0	0.0	0.0	0.0

Unit of Measurement: Gas and Gas equivalent products: 1000m3, Liquids: m3, Sulphur: MTS

VPR6200

Facility ID ABGP0093223
Facility Licence # 32655

Facility Name FERINTOSH 9-16-43-21W4
Facility Operator 0A8E SHACKLETON

Production Month	202001	202002	202003	202004	202005	202006	202007	202008	202009	202010	202011	202012	Totals
Receipts													
Receipts from Alberta Facilities	3,760.3	3,840.2	4,462.0	3,977.1	3,842.1	0.0	0.0	0.0	0.0	0.0	0.0	0.0	19,881.7
Receipts from Non-Alberta Facilities	0.0	0.0	0.0	0.0	0.0	0.0	0.0	0.0	0.0	0.0	0.0	0.0	0.0
Dispositions													
Disposition													
Battery	0.0	0.0	0.0	0.0	0.0	0.0	0.0	0.0	0.0	0.0	0.0	0.0	0.0
Gas Gathering System	0.0	0.0	0.0	0.0	0.0	0.0	0.0	0.0	0.0	0.0	0.0	0.0	0.0
Gas Plant	0.0	0.0	0.0	0.0	0.0	0.0	0.0	0.0	0.0	0.0	0.0	0.0	0.0
Injection Facility	0.0	0.0	0.0	0.0	0.0	0.0	0.0	0.0	0.0	0.0	0.0	0.0	0.0
Meter Station	3,649.7	3,678.1	4,284.0	3,806.6	3,677.3	0.0	0.0	0.0	0.0	0.0	0.0	0.0	19,095.7
Other	0.0	0.0	0.0	0.0	0.0	0.0	0.0	0.0	0.0	0.0	0.0	0.0	0.0
Alberta Commercial	0.0	0.0	0.0	0.0	0.0	0.0	0.0	0.0	0.0	0.0	0.0	0.0	0.0
Alberta Industrial	0.0	0.0	0.0	0.0	0.0	0.0	0.0	0.0	0.0	0.0	0.0	0.0	0.0
Alberta Residential	0.0	0.0	0.0	0.0	0.0	0.0	0.0	0.0	0.0	0.0	0.0	0.0	0.0
Alberta Elec.Generation	0.0	0.0	0.0	0.0	0.0	0.0	0.0	0.0	0.0	0.0	0.0	0.0	0.0
Shrinkage													
Acid Gas	0.0	0.0	0.0	0.0	0.0	0.0	0.0	0.0	0.0	0.0	0.0	0.0	0.0
Other products	11.6	10.8	13.6	13.8	15.6	0.0	0.0	0.0	0.0	0.0	0.0	0.0	65.4
Fuel	153.3	148.7	161.8	151.8	139.3	0.0	0.0	0.0	0.0	0.0	0.0	0.0	754.9
Flared	0.0	0.0	0.0	0.0	0.0	0.0	0.0	0.0	0.0	0.0	0.0	0.0	0.0
Vented	0.0	0.0	0.0	0.0	0.0	0.0	0.0	0.0	0.0	0.0	0.0	0.0	0.0
Diff and Other	-54.3	2.6	2.6	4.9	9.9	0.0	0.0	0.0	0.0	0.0	0.0	0.0	-34.3
Process and Frac													
Pentanes Plus	56.3	52.3	65.6	66.9	75.3	0.0	0.0	0.0	0.0	0.0	0.0	0.0	316.4
Propane	0.0	0.0	0.0	0.0	0.0	0.0	0.0	0.0	0.0	0.0	0.0	0.0	0.0
Butanes	0.0	0.0	0.0	0.0	0.0	0.0	0.0	0.0	0.0	0.0	0.0	0.0	0.0
Ethane	0.0	0.0	0.0	0.0	0.0	0.0	0.0	0.0	0.0	0.0	0.0	0.0	0.0
NGL MIX	0.0	0.0	0.0	0.0	0.0	0.0	0.0	0.0	0.0	0.0	0.0	0.0	0.0
Sulphur	0.0	0.0	0.0	0.0	0.0	0.0	0.0	0.0	0.0	0.0	0.0	0.0	0.0
Sulphur Closing Inv	0.0	0.0	0.0	0.0	0.0	0.0	0.0	0.0	0.0	0.0	0.0	0.0	0.0

Unit of Measurement: Gas and Gas equivalent products: 1000m3, Liquids: m3, Sulphur: MTS

VPR6200

Facility ID ABGP0093277

Facility Name WILLEDEN GREEN GAS PLANT

Facility Licence # 37391

Facility Operator OBP8 OBE

Production Month	202001	202002	202003	202004	202005	202006	202007	202008	202009	202010	202011	202012	Totals
Receipts													
Receipts from Alberta Facilities	8,610.6	11,205.7	14,471.9	15,430.4	16,674.6	0.0	0.0	0.0	0.0	0.0	0.0	0.0	66,393.2
Receipts from Non-Alberta Facilities	0.0	0.0	0.0	0.0	0.0	0.0	0.0	0.0	0.0	0.0	0.0	0.0	0.0
Dispositions													
Disposition													
Battery	0.0	0.0	0.0	0.0	0.0	0.0	0.0	0.0	0.0	0.0	0.0	0.0	0.0
Gas Gathering System	0.0	0.0	0.0	0.0	0.0	0.0	0.0	0.0	0.0	0.0	0.0	0.0	0.0
Gas Plant	0.0	0.0	0.0	0.0	0.0	0.0	0.0	0.0	0.0	0.0	0.0	0.0	0.0
Injection Facility	0.0	0.0	0.0	0.0	0.0	0.0	0.0	0.0	0.0	0.0	0.0	0.0	0.0
Meter Station	7,573.3	10,065.6	13,253.0	14,191.8	15,256.2	0.0	0.0	0.0	0.0	0.0	0.0	0.0	60,339.9
Other	0.0	0.0	0.0	0.0	0.0	0.0	0.0	0.0	0.0	0.0	0.0	0.0	0.0
Alberta Commercial	0.0	0.0	0.0	0.0	0.0	0.0	0.0	0.0	0.0	0.0	0.0	0.0	0.0
Alberta Industrial	0.0	0.0	0.0	0.0	0.0	0.0	0.0	0.0	0.0	0.0	0.0	0.0	0.0
Alberta Residential	0.0	0.0	0.0	0.0	0.0	0.0	0.0	0.0	0.0	0.0	0.0	0.0	0.0
Alberta Elec.Generation	0.0	0.0	0.0	0.0	0.0	0.0	0.0	0.0	0.0	0.0	0.0	0.0	0.0
Shrinkage													
Acid Gas	0.0	0.0	0.0	0.0	0.0	0.0	0.0	0.0	0.0	0.0	0.0	0.0	0.0
Other products	428.0	512.9	593.5	627.5	646.5	0.0	0.0	0.0	0.0	0.0	0.0	0.0	2,808.4
Fuel	448.7	501.3	647.5	659.3	694.5	0.0	0.0	0.0	0.0	0.0	0.0	0.0	2,951.3
Flared	0.0	5.1	0.0	0.0	105.0	0.0	0.0	0.0	0.0	0.0	0.0	0.0	110.1
Vented	4.7	5.2	4.5	6.1	4.8	0.0	0.0	0.0	0.0	0.0	0.0	0.0	25.3
Diff and Other	155.9	115.6	-26.6	-54.3	-32.4	0.0	0.0	0.0	0.0	0.0	0.0	0.0	158.2
Process and Frac													
Pentanes Plus	371.0	449.6	346.3	494.5	323.4	0.0	0.0	0.0	0.0	0.0	0.0	0.0	1,984.8
Propane	0.0	0.0	0.0	0.0	0.0	0.0	0.0	0.0	0.0	0.0	0.0	0.0	0.0
Butanes	0.0	0.0	0.0	0.0	0.0	0.0	0.0	0.0	0.0	0.0	0.0	0.0	0.0
Ethane	0.0	0.0	0.0	0.0	0.0	0.0	0.0	0.0	0.0	0.0	0.0	0.0	0.0
NGL MIX	1,453.6	1,736.7	2,139.3	2,172.2	2,397.4	0.0	0.0	0.0	0.0	0.0	0.0	0.0	9,899.2
Sulphur	0.0	0.0	0.0	0.0	0.0	0.0	0.0	0.0	0.0	0.0	0.0	0.0	0.0
Sulphur Closing Inv	0.0	0.0	0.0	0.0	0.0	0.0	0.0	0.0	0.0	0.0	0.0	0.0	0.0

Unit of Measurement: Gas and Gas equivalent products: 1000m3, Liquids: m3, Sulphur: MTS

VPR6200

Facility ID ABGP0094322

Facility Name BASHAW 12-32-41-20W4 GAS PLANT

Facility Licence # 38101

Facility Operator A517 LONG RUN

Production Month	202001	202002	202003	202004	202005	202006	202007	202008	202009	202010	202011	202012	Totals
Receipts													
Receipts from Alberta Facilities	581.2	531.4	553.3	514.7	365.2	0.0	0.0	0.0	0.0	0.0	0.0	0.0	2,545.8
Receipts from Non-Alberta Facilities	0.0	0.0	0.0	0.0	0.0	0.0	0.0	0.0	0.0	0.0	0.0	0.0	0.0
Dispositions													
Disposition													
Battery	0.5	0.5	0.5	0.5	0.4	0.0	0.0	0.0	0.0	0.0	0.0	0.0	2.4
Gas Gathering System	78.9	73.0	96.0	74.0	52.1	0.0	0.0	0.0	0.0	0.0	0.0	0.0	374.0
Gas Plant	0.0	0.0	0.0	0.0	0.0	0.0	0.0	0.0	0.0	0.0	0.0	0.0	0.0
Injection Facility	0.0	0.0	0.0	0.0	0.0	0.0	0.0	0.0	0.0	0.0	0.0	0.0	0.0
Meter Station	481.2	439.0	458.3	424.0	303.6	0.0	0.0	0.0	0.0	0.0	0.0	0.0	2,106.1
Other	0.0	0.0	0.0	0.0	0.0	0.0	0.0	0.0	0.0	0.0	0.0	0.0	0.0
Alberta Commercial	0.0	0.0	0.0	0.0	0.0	0.0	0.0	0.0	0.0	0.0	0.0	0.0	0.0
Alberta Industrial	0.0	0.0	0.0	0.0	0.0	0.0	0.0	0.0	0.0	0.0	0.0	0.0	0.0
Alberta Residential	0.0	0.0	0.0	0.0	0.0	0.0	0.0	0.0	0.0	0.0	0.0	0.0	0.0
Alberta Elec.Generation	0.0	0.0	0.0	0.0	0.0	0.0	0.0	0.0	0.0	0.0	0.0	0.0	0.0
Shrinkage													
Acid Gas	0.0	0.0	0.0	0.0	0.0	0.0	0.0	0.0	0.0	0.0	0.0	0.0	0.0
Other products	8.0	8.2	8.7	7.9	6.0	0.0	0.0	0.0	0.0	0.0	0.0	0.0	38.8
Fuel	16.4	14.9	15.9	15.4	12.3	0.0	0.0	0.0	0.0	0.0	0.0	0.0	74.9
Flared	1.2	0.5	0.5	0.6	0.0	0.0	0.0	0.0	0.0	0.0	0.0	0.0	2.8
Vented	0.0	0.0	0.0	0.0	0.0	0.0	0.0	0.0	0.0	0.0	0.0	0.0	0.0
Diff and Other	-5.0	-4.7	-26.6	-7.7	-9.2	0.0	0.0	0.0	0.0	0.0	0.0	0.0	-53.2
Process and Frac													
Pentanes Plus	0.4	0.0	0.0	0.0	0.0	0.0	0.0	0.0	0.0	0.0	0.0	0.0	0.4
Propane	0.0	0.0	0.0	0.0	0.0	0.0	0.0	0.0	0.0	0.0	0.0	0.0	0.0
Butanes	0.0	0.0	0.0	0.0	0.0	0.0	0.0	0.0	0.0	0.0	0.0	0.0	0.0
Ethane	0.0	0.0	0.0	0.0	0.0	0.0	0.0	0.0	0.0	0.0	0.0	0.0	0.0
NGL MIX	35.8	37.7	39.8	35.6	27.6	0.0	0.0	0.0	0.0	0.0	0.0	0.0	176.5
Sulphur	0.0	0.0	0.0	0.0	0.0	0.0	0.0	0.0	0.0	0.0	0.0	0.0	0.0
Sulphur Closing Inv	0.0	0.0	0.0	0.0	0.0	0.0	0.0	0.0	0.0	0.0	0.0	0.0	0.0

Unit of Measurement: Gas and Gas equivalent products: 1000m3, Liquids: m3, Sulphur: MTS

VPR6200

Facility ID ABGP0094379

Facility Name Jupiter Kakwa 01-35-060-05W6 GP

Facility Licence # 36627

Facility Operator A6X1 JUPITER

Production Month	202001	202002	202003	202004	202005	202006	202007	202008	202009	202010	202011	202012	Totals
Receipts													
Receipts from Alberta Facilities	1,563.7	1,759.8	1,551.4	1,387.6	1,527.5	0.0	0.0	0.0	0.0	0.0	0.0	0.0	7,790.0
Receipts from Non-Alberta Facilities	0.0	0.0	0.0	0.0	0.0	0.0	0.0	0.0	0.0	0.0	0.0	0.0	0.0
Dispositions													
Disposition Battery	158.0	199.8	161.6	128.7	102.5	0.0	0.0	0.0	0.0	0.0	0.0	0.0	750.6
Gas Gathering System	1,187.3	1,412.9	1,240.4	1,111.5	1,248.5	0.0	0.0	0.0	0.0	0.0	0.0	0.0	6,200.6
Gas Plant	0.0	0.0	0.0	0.0	0.0	0.0	0.0	0.0	0.0	0.0	0.0	0.0	0.0
Injection Facility	0.0	0.0	0.0	0.0	0.0	0.0	0.0	0.0	0.0	0.0	0.0	0.0	0.0
Meter Station	0.0	0.0	0.0	0.0	0.0	0.0	0.0	0.0	0.0	0.0	0.0	0.0	0.0
Other	0.0	0.0	0.0	0.0	0.0	0.0	0.0	0.0	0.0	0.0	0.0	0.0	0.0
Alberta Commercial	0.0	0.0	0.0	0.0	0.0	0.0	0.0	0.0	0.0	0.0	0.0	0.0	0.0
Alberta Industrial	0.0	0.0	0.0	0.0	0.0	0.0	0.0	0.0	0.0	0.0	0.0	0.0	0.0
Alberta Residential	0.0	0.0	0.0	0.0	0.0	0.0	0.0	0.0	0.0	0.0	0.0	0.0	0.0
Alberta Elec.Generation	0.0	0.0	0.0	0.0	0.0	0.0	0.0	0.0	0.0	0.0	0.0	0.0	0.0
Shrinkage Acid Gas	0.0	0.0	0.0	0.0	0.0	0.0	0.0	0.0	0.0	0.0	0.0	0.0	0.0
Other products	4.2	0.0	0.0	0.0	0.0	0.0	0.0	0.0	0.0	0.0	0.0	0.0	4.2
Fuel	175.4	118.9	117.4	105.6	88.6	0.0	0.0	0.0	0.0	0.0	0.0	0.0	605.9
Flared	39.7	25.0	32.0	38.8	88.0	0.0	0.0	0.0	0.0	0.0	0.0	0.0	223.5
Vented	3.3	3.2	0.0	3.0	0.0	0.0	0.0	0.0	0.0	0.0	0.0	0.0	9.5
Diff and Other	-4.2	0.0	0.0	0.0	-0.1	0.0	0.0	0.0	0.0	0.0	0.0	0.0	-4.3
Process and Frac													
Pentanes Plus	20.4	0.0	0.0	0.0	0.0	0.0	0.0	0.0	0.0	0.0	0.0	0.0	20.4
Propane	0.0	0.0	0.0	0.0	0.0	0.0	0.0	0.0	0.0	0.0	0.0	0.0	0.0
Butanes	0.0	0.0	0.0	0.0	0.0	0.0	0.0	0.0	0.0	0.0	0.0	0.0	0.0
Ethane	0.0	0.0	0.0	0.0	0.0	0.0	0.0	0.0	0.0	0.0	0.0	0.0	0.0
NGL MIX	0.0	0.0	0.0	0.0	0.0	0.0	0.0	0.0	0.0	0.0	0.0	0.0	0.0
Sulphur	0.0	0.0	0.0	0.0	0.0	0.0	0.0	0.0	0.0	0.0	0.0	0.0	0.0
Sulphur Closing Inv	0.0	0.0	0.0	0.0	0.0	0.0	0.0	0.0	0.0	0.0	0.0	0.0	0.0

Unit of Measurement: Gas and Gas equivalent products: 1000m3, Liquids: m3, Sulphur: MTS

VPR6200

Facility ID ABGP0094382
Facility Licence # 37513

Facility Name 7G LATOR 01-21-63-02W6 GAS PLANT
Facility Operator A54C 7GEN

Production Month	202001	202002	202003	202004	202005	202006	202007	202008	202009	202010	202011	202012	Totals
Receipts													
Receipts from Alberta Facilities	42,196.6	40,802.9	43,057.7	39,013.1	41,214.0	0.0	0.0	0.0	0.0	0.0	0.0	0.0	206,284.3
Receipts from Non-Alberta Facilities	0.0	0.0	0.0	0.0	0.0	0.0	0.0	0.0	0.0	0.0	0.0	0.0	0.0
Dispositions													
Disposition													
Battery	0.0	0.0	0.0	0.0	0.0	0.0	0.0	0.0	0.0	0.0	0.0	0.0	0.0
Gas Gathering System	0.0	0.0	0.0	0.0	0.0	0.0	0.0	0.0	0.0	0.0	0.0	0.0	0.0
Gas Plant	0.0	0.0	0.0	0.0	0.0	0.0	0.0	0.0	0.0	0.0	0.0	0.0	0.0
Injection Facility	0.0	0.0	0.0	0.0	0.0	0.0	0.0	0.0	0.0	0.0	0.0	0.0	0.0
Meter Station	39,384.8	37,550.2	40,405.0	36,541.0	38,487.3	0.0	0.0	0.0	0.0	0.0	0.0	0.0	192,368.3
Other	0.0	0.0	0.0	0.0	0.0	0.0	0.0	0.0	0.0	0.0	0.0	0.0	0.0
Alberta Commercial	0.0	0.0	0.0	0.0	0.0	0.0	0.0	0.0	0.0	0.0	0.0	0.0	0.0
Alberta Industrial	0.0	0.0	0.0	0.0	0.0	0.0	0.0	0.0	0.0	0.0	0.0	0.0	0.0
Alberta Residential	0.0	0.0	0.0	0.0	0.0	0.0	0.0	0.0	0.0	0.0	0.0	0.0	0.0
Alberta Elec.Generation	0.0	0.0	0.0	0.0	0.0	0.0	0.0	0.0	0.0	0.0	0.0	0.0	0.0
Shrinkage													
Acid Gas	0.0	0.0	0.0	0.0	0.0	0.0	0.0	0.0	0.0	0.0	0.0	0.0	0.0
Other products	3,365.3	3,194.1	3,001.1	2,837.8	3,245.2	0.0	0.0	0.0	0.0	0.0	0.0	0.0	15,643.5
Fuel	909.6	842.3	888.5	836.4	981.9	0.0	0.0	0.0	0.0	0.0	0.0	0.0	4,458.7
Flared	100.3	56.1	42.0	57.1	51.4	0.0	0.0	0.0	0.0	0.0	0.0	0.0	306.9
Vented	0.0	0.0	0.0	0.9	0.9	0.0	0.0	0.0	0.0	0.0	0.0	0.0	1.8
Diff and Other	-1,563.4	-839.8	-1,278.9	-1,260.1	-1,552.7	0.0	0.0	0.0	0.0	0.0	0.0	0.0	-6,494.9
Process and Frac													
Pentanes Plus	3,037.9	2,250.0	2,119.3	1,751.3	1,862.4	0.0	0.0	0.0	0.0	0.0	0.0	0.0	11,020.9
Propane	0.0	0.0	0.0	0.0	0.0	0.0	0.0	0.0	0.0	0.0	0.0	0.0	0.0
Butanes	0.0	0.0	0.0	0.0	0.0	0.0	0.0	0.0	0.0	0.0	0.0	0.0	0.0
Ethane	0.0	0.0	0.0	0.0	0.0	0.0	0.0	0.0	0.0	0.0	0.0	0.0	0.0
NGL MIX	11,805.2	11,765.4	11,084.4	10,721.6	12,459.2	0.0	0.0	0.0	0.0	0.0	0.0	0.0	57,835.8
Sulphur	0.0	0.0	0.0	0.0	0.0	0.0	0.0	0.0	0.0	0.0	0.0	0.0	0.0
Sulphur Closing Inv	0.0	0.0	0.0	0.0	0.0	0.0	0.0	0.0	0.0	0.0	0.0	0.0	0.0

Unit of Measurement: Gas and Gas equivalent products: 1000m3, Liquids: m3, Sulphur: MTS

VPR6200

Facility ID ABGP0094954

Facility Name Resthaven 8-11-60-3W6 GP

Facility Licence # 34129

Facility Operator A5A3 PEMBINA GASSER

Production Month	202001	202002	202003	202004	202005	202006	202007	202008	202009	202010	202011	202012	Totals
Receipts													
Receipts from Alberta Facilities	222,185.7	187,675.4	194,119.5	180,932.4	189,925.0	0.0	0.0	0.0	0.0	0.0	0.0	0.0	974,838.0
Receipts from Non-Alberta Facilities	0.0	0.0	0.0	0.0	0.0	0.0	0.0	0.0	0.0	0.0	0.0	0.0	0.0
Dispositions													
Disposition													
Battery	0.0	0.0	0.0	0.0	0.0	0.0	0.0	0.0	0.0	0.0	0.0	0.0	0.0
Gas Gathering System	0.0	0.0	0.0	0.0	0.0	0.0	0.0	0.0	0.0	0.0	0.0	0.0	0.0
Gas Plant	0.0	0.0	0.0	0.0	0.0	0.0	0.0	0.0	0.0	0.0	0.0	0.0	0.0
Injection Facility	0.0	0.0	0.0	0.0	0.0	0.0	0.0	0.0	0.0	0.0	0.0	0.0	0.0
Meter Station	185,957.1	155,497.3	161,666.2	150,053.9	157,515.7	0.0	0.0	0.0	0.0	0.0	0.0	0.0	810,690.2
Other	0.0	0.0	0.0	0.0	0.0	0.0	0.0	0.0	0.0	0.0	0.0	0.0	0.0
Alberta Commercial	0.0	0.0	0.0	0.0	0.0	0.0	0.0	0.0	0.0	0.0	0.0	0.0	0.0
Alberta Industrial	0.0	0.0	0.0	0.0	0.0	0.0	0.0	0.0	0.0	0.0	0.0	0.0	0.0
Alberta Residential	0.0	0.0	0.0	0.0	0.0	0.0	0.0	0.0	0.0	0.0	0.0	0.0	0.0
Alberta Elec.Generation	0.0	0.0	0.0	0.0	0.0	0.0	0.0	0.0	0.0	0.0	0.0	0.0	0.0
Shrinkage													
Acid Gas	0.0	0.0	0.0	0.0	0.0	0.0	0.0	0.0	0.0	0.0	0.0	0.0	0.0
Other products	25,871.9	23,124.8	23,094.4	22,172.4	23,713.9	0.0	0.0	0.0	0.0	0.0	0.0	0.0	117,977.4
Fuel	6,993.9	6,058.3	6,436.4	5,947.4	6,427.0	0.0	0.0	0.0	0.0	0.0	0.0	0.0	31,863.0
Flared	449.4	374.1	296.2	343.2	417.2	0.0	0.0	0.0	0.0	0.0	0.0	0.0	1,880.1
Vented	0.4	0.4	0.4	0.4	0.4	0.0	0.0	0.0	0.0	0.0	0.0	0.0	2.0
Diff and Other	2,913.0	2,620.5	2,625.9	2,415.1	1,850.8	0.0	0.0	0.0	0.0	0.0	0.0	0.0	12,425.3
Process and Frac													
Pentanes Plus	8,075.5	8,933.4	8,514.8	8,388.0	8,550.4	0.0	0.0	0.0	0.0	0.0	0.0	0.0	42,462.1
Propane	0.0	0.0	0.0	0.0	0.0	0.0	0.0	0.0	0.0	0.0	0.0	0.0	0.0
Butanes	0.0	0.0	0.0	0.0	0.0	0.0	0.0	0.0	0.0	0.0	0.0	0.0	0.0
Ethane	0.0	0.0	0.0	0.0	0.0	0.0	0.0	0.0	0.0	0.0	0.0	0.0	0.0
NGL MIX	88,908.9	78,445.5	78,576.9	75,377.9	80,864.4	0.0	0.0	0.0	0.0	0.0	0.0	0.0	402,173.6
Sulphur	0.0	0.0	0.0	0.0	0.0	0.0	0.0	0.0	0.0	0.0	0.0	0.0	0.0
Sulphur Closing Inv	0.0	0.0	0.0	0.0	0.0	0.0	0.0	0.0	0.0	0.0	0.0	0.0	0.0

Unit of Measurement: Gas and Gas equivalent products: 1000m3, Liquids: m3, Sulphur: MTS

VPR6200

Facility ID ABGP0094957

Facility Name Encana Resthaven 7-11-60-3W6 GP

Facility Licence # 25399

Facility Operator A6X1

Production Month	202001	202002	202003	202004	202005	202006	202007	202008	202009	202010	202011	202012	Totals
	SHUTIN	SHUTIN	SHUTIN	SHUTIN	SHUTIN								
Receipts													
Receipts from Alberta Facilities	0.0	0.0	0.0	0.0	0.0	0.0	0.0	0.0	0.0	0.0	0.0	0.0	0.0
Receipts from Non-Alberta Facilities	0.0	0.0	0.0	0.0	0.0	0.0	0.0	0.0	0.0	0.0	0.0	0.0	0.0
Dispositions													
Disposition													
Battery	0.0	0.0	0.0	0.0	0.0	0.0	0.0	0.0	0.0	0.0	0.0	0.0	0.0
Gas Gathering System	0.0	0.0	0.0	0.0	0.0	0.0	0.0	0.0	0.0	0.0	0.0	0.0	0.0
Gas Plant	0.0	0.0	0.0	0.0	0.0	0.0	0.0	0.0	0.0	0.0	0.0	0.0	0.0
Injection Facility	0.0	0.0	0.0	0.0	0.0	0.0	0.0	0.0	0.0	0.0	0.0	0.0	0.0
Meter Station	0.0	0.0	0.0	0.0	0.0	0.0	0.0	0.0	0.0	0.0	0.0	0.0	0.0
Other	0.0	0.0	0.0	0.0	0.0	0.0	0.0	0.0	0.0	0.0	0.0	0.0	0.0
Alberta Commercial	0.0	0.0	0.0	0.0	0.0	0.0	0.0	0.0	0.0	0.0	0.0	0.0	0.0
Alberta Industrial	0.0	0.0	0.0	0.0	0.0	0.0	0.0	0.0	0.0	0.0	0.0	0.0	0.0
Alberta Residential	0.0	0.0	0.0	0.0	0.0	0.0	0.0	0.0	0.0	0.0	0.0	0.0	0.0
Alberta Elec.Generation	0.0	0.0	0.0	0.0	0.0	0.0	0.0	0.0	0.0	0.0	0.0	0.0	0.0
Shrinkage													
Acid Gas	0.0	0.0	0.0	0.0	0.0	0.0	0.0	0.0	0.0	0.0	0.0	0.0	0.0
Other products	0.0	0.0	0.0	0.0	0.0	0.0	0.0	0.0	0.0	0.0	0.0	0.0	0.0
Fuel	0.0	0.0	0.0	0.0	0.0	0.0	0.0	0.0	0.0	0.0	0.0	0.0	0.0
Flared	0.0	0.0	0.0	0.0	0.0	0.0	0.0	0.0	0.0	0.0	0.0	0.0	0.0
Vented	0.0	0.0	0.0	0.0	0.0	0.0	0.0	0.0	0.0	0.0	0.0	0.0	0.0
Diff and Other	0.0	0.0	0.0	0.0	0.0	0.0	0.0	0.0	0.0	0.0	0.0	0.0	0.0
Process and Frac													
Pentanes Plus	0.0	0.0	0.0	0.0	0.0	0.0	0.0	0.0	0.0	0.0	0.0	0.0	0.0
Propane	0.0	0.0	0.0	0.0	0.0	0.0	0.0	0.0	0.0	0.0	0.0	0.0	0.0
Butanes	0.0	0.0	0.0	0.0	0.0	0.0	0.0	0.0	0.0	0.0	0.0	0.0	0.0
Ethane	0.0	0.0	0.0	0.0	0.0	0.0	0.0	0.0	0.0	0.0	0.0	0.0	0.0
NGL MIX	0.0	0.0	0.0	0.0	0.0	0.0	0.0	0.0	0.0	0.0	0.0	0.0	0.0
Sulphur	0.0	0.0	0.0	0.0	0.0	0.0	0.0	0.0	0.0	0.0	0.0	0.0	0.0
Sulphur Closing Inv	0.0	0.0	0.0	0.0	0.0	0.0	0.0	0.0	0.0	0.0	0.0	0.0	0.0

Unit of Measurement: Gas and Gas equivalent products: 1000m3, Liquids: m3, Sulphur: MTS

VPR6200

Facility ID ABGP0095721

Facility Name GEM GAS PLANT

Facility Licence # 23286

Facility Operator A7NW TXNE

Production Month	202001	202002	202003	202004	202005	202006	202007	202008	202009	202010	202011	202012	Totals
Receipts													
Receipts from Alberta Facilities	6,117.2	5,964.3	6,212.6	5,921.0	6,060.7	0.0	0.0	0.0	0.0	0.0	0.0	0.0	30,275.8
Receipts from Non-Alberta Facilities	0.0	0.0	0.0	0.0	0.0	0.0	0.0	0.0	0.0	0.0	0.0	0.0	0.0
Dispositions													
Disposition													
Battery	0.0	0.0	0.0	0.0	0.0	0.0	0.0	0.0	0.0	0.0	0.0	0.0	0.0
Gas Gathering System	0.0	0.0	0.0	0.0	0.0	0.0	0.0	0.0	0.0	0.0	0.0	0.0	0.0
Gas Plant	0.0	0.0	0.0	0.0	0.0	0.0	0.0	0.0	0.0	0.0	0.0	0.0	0.0
Injection Facility	0.0	0.0	0.0	0.0	0.0	0.0	0.0	0.0	0.0	0.0	0.0	0.0	0.0
Meter Station	6,035.2	5,853.7	6,079.2	5,602.7	5,714.6	0.0	0.0	0.0	0.0	0.0	0.0	0.0	29,285.4
Other	0.0	0.0	0.0	0.0	0.0	0.0	0.0	0.0	0.0	0.0	0.0	0.0	0.0
Alberta Commercial	0.0	0.0	0.0	0.0	0.0	0.0	0.0	0.0	0.0	0.0	0.0	0.0	0.0
Alberta Industrial	0.0	0.0	0.0	0.0	0.0	0.0	0.0	0.0	0.0	0.0	0.0	0.0	0.0
Alberta Residential	0.0	0.0	0.0	0.0	0.0	0.0	0.0	0.0	0.0	0.0	0.0	0.0	0.0
Alberta Elec.Generation	0.0	0.0	0.0	0.0	0.0	0.0	0.0	0.0	0.0	0.0	0.0	0.0	0.0
Shrinkage													
Acid Gas	0.0	0.0	0.0	0.0	0.0	0.0	0.0	0.0	0.0	0.0	0.0	0.0	0.0
Other products	11.6	9.7	8.4	6.7	6.6	0.0	0.0	0.0	0.0	0.0	0.0	0.0	43.0
Fuel	186.5	180.1	189.9	358.8	381.6	0.0	0.0	0.0	0.0	0.0	0.0	0.0	1,296.9
Flared	0.0	0.0	0.0	0.0	0.0	0.0	0.0	0.0	0.0	0.0	0.0	0.0	0.0
Vented	0.3	0.2	5.9	5.7	5.9	0.0	0.0	0.0	0.0	0.0	0.0	0.0	18.0
Diff and Other	-116.4	-79.4	-70.8	-52.9	-48.0	0.0	0.0	0.0	0.0	0.0	0.0	0.0	-367.5
Process and Frac													
Pentanes Plus	0.0	0.0	0.0	0.0	0.0	0.0	0.0	0.0	0.0	0.0	0.0	0.0	0.0
Propane	0.0	0.0	0.0	0.0	0.0	0.0	0.0	0.0	0.0	0.0	0.0	0.0	0.0
Butanes	0.0	0.0	0.0	0.0	0.0	0.0	0.0	0.0	0.0	0.0	0.0	0.0	0.0
Ethane	0.0	0.0	0.0	0.0	0.0	0.0	0.0	0.0	0.0	0.0	0.0	0.0	0.0
NGL MIX	51.8	43.7	37.6	30.5	29.5	0.0	0.0	0.0	0.0	0.0	0.0	0.0	193.1
Sulphur	0.0	0.0	0.0	0.0	0.0	0.0	0.0	0.0	0.0	0.0	0.0	0.0	0.0
Sulphur Closing Inv	0.0	0.0	0.0	0.0	0.0	0.0	0.0	0.0	0.0	0.0	0.0	0.0	0.0

Unit of Measurement: Gas and Gas equivalent products: 1000m3, Liquids: m3, Sulphur: MTS

VPR6200

Facility ID ABGP0095741

Facility Name VELVET EDSON 12-15-53-15W5 GAS PLANT

Facility Licence # 38254

Facility Operator A5YK VELVET

Production Month	202001	202002	202003	202004	202005	202006	202007	202008	202009	202010	202011	202012	Totals
Receipts													
Receipts from Alberta Facilities	25,098.1	23,863.1	22,535.0	19,365.7	20,826.7	0.0	0.0	0.0	0.0	0.0	0.0	0.0	111,688.6
Receipts from Non-Alberta Facilities	0.0	0.0	0.0	0.0	0.0	0.0	0.0	0.0	0.0	0.0	0.0	0.0	0.0
Dispositions													
Disposition													
Battery	192.9	186.2	187.0	186.0	204.0	0.0	0.0	0.0	0.0	0.0	0.0	0.0	956.1
Gas Gathering System	0.0	0.0	0.0	0.0	0.0	0.0	0.0	0.0	0.0	0.0	0.0	0.0	0.0
Gas Plant	0.0	0.0	0.0	0.0	0.0	0.0	0.0	0.0	0.0	0.0	0.0	0.0	0.0
Injection Facility	0.0	0.0	0.0	0.0	0.0	0.0	0.0	0.0	0.0	0.0	0.0	0.0	0.0
Meter Station	22,018.9	20,898.0	19,572.3	17,100.8	18,861.3	0.0	0.0	0.0	0.0	0.0	0.0	0.0	98,451.3
Other	0.0	0.0	0.0	0.0	0.0	0.0	0.0	0.0	0.0	0.0	0.0	0.0	0.0
Alberta Commercial	0.0	0.0	0.0	0.0	0.0	0.0	0.0	0.0	0.0	0.0	0.0	0.0	0.0
Alberta Industrial	0.0	0.0	0.0	0.0	0.0	0.0	0.0	0.0	0.0	0.0	0.0	0.0	0.0
Alberta Residential	0.0	0.0	0.0	0.0	0.0	0.0	0.0	0.0	0.0	0.0	0.0	0.0	0.0
Alberta Elec.Generation	0.0	0.0	0.0	0.0	0.0	0.0	0.0	0.0	0.0	0.0	0.0	0.0	0.0
Shrinkage													
Acid Gas	0.0	0.0	0.0	0.0	0.0	0.0	0.0	0.0	0.0	0.0	0.0	0.0	0.0
Other products	2,447.7	2,475.3	2,351.7	1,109.1	1,292.0	0.0	0.0	0.0	0.0	0.0	0.0	0.0	9,675.8
Fuel	748.5	727.9	730.7	638.9	616.1	0.0	0.0	0.0	0.0	0.0	0.0	0.0	3,462.1
Flared	0.8	0.6	50.0	0.0	54.7	0.0	0.0	0.0	0.0	0.0	0.0	0.0	106.1
Vented	3.2	0.7	0.7	49.9	11.4	0.0	0.0	0.0	0.0	0.0	0.0	0.0	65.9
Diff and Other	-313.9	-425.6	-357.4	281.0	-212.8	0.0	0.0	0.0	0.0	0.0	0.0	0.0	-1,028.7
Process and Frac													
Pentanes Plus	4,407.7	4,665.5	4,191.6	2,824.3	3,551.5	0.0	0.0	0.0	0.0	0.0	0.0	0.0	19,640.6
Propane	0.0	0.0	0.0	0.0	0.0	0.0	0.0	0.0	0.0	0.0	0.0	0.0	0.0
Butanes	0.0	0.0	0.0	0.0	0.0	0.0	0.0	0.0	0.0	0.0	0.0	0.0	0.0
Ethane	0.0	0.0	0.0	0.0	0.0	0.0	0.0	0.0	0.0	0.0	0.0	0.0	0.0
NGL MIX	6,099.2	5,991.6	5,873.9	2,239.2	2,398.5	0.0	0.0	0.0	0.0	0.0	0.0	0.0	22,602.4
Sulphur	0.0	0.0	0.0	0.0	0.0	0.0	0.0	0.0	0.0	0.0	0.0	0.0	0.0
Sulphur Closing Inv	0.0	0.0	0.0	0.0	0.0	0.0	0.0	0.0	0.0	0.0	0.0	0.0	0.0

Unit of Measurement: Gas and Gas equivalent products: 1000m3, Liquids: m3, Sulphur: MTS

VPR6200

Facility ID ABGP0096335

Facility Name DUVERNAY SUNDANCE GAS PLANT 15-7

Facility Licence # 36433

Facility Operator A573 TOURMALINE

Production Month	202001	202002	202003	202004	202005	202006	202007	202008	202009	202010	202011	202012	Totals
Receipts													
Receipts from Alberta Facilities	48,554.5	44,566.7	44,572.3	41,015.5	39,193.6	0.0	0.0	0.0	0.0	0.0	0.0	0.0	217,902.6
Receipts from Non-Alberta Facilities	0.0	0.0	0.0	0.0	0.0	0.0	0.0	0.0	0.0	0.0	0.0	0.0	0.0
Dispositions													
Disposition													
Battery	0.0	0.0	0.0	0.0	0.0	0.0	0.0	0.0	0.0	0.0	0.0	0.0	0.0
Gas Gathering System	0.0	0.0	0.0	0.0	0.0	0.0	0.0	0.0	0.0	0.0	0.0	0.0	0.0
Gas Plant	0.0	0.0	0.0	0.0	0.0	0.0	0.0	0.0	0.0	0.0	0.0	0.0	0.0
Injection Facility	0.0	0.0	0.0	0.0	0.0	0.0	0.0	0.0	0.0	0.0	0.0	0.0	0.0
Meter Station	46,352.8	42,470.1	42,318.1	39,033.1	39,310.6	0.0	0.0	0.0	0.0	0.0	0.0	0.0	209,484.7
Other	0.0	0.0	0.0	0.0	0.0	0.0	0.0	0.0	0.0	0.0	0.0	0.0	0.0
Alberta Commercial	0.0	0.0	0.0	0.0	0.0	0.0	0.0	0.0	0.0	0.0	0.0	0.0	0.0
Alberta Industrial	0.0	0.0	0.0	0.0	0.0	0.0	0.0	0.0	0.0	0.0	0.0	0.0	0.0
Alberta Residential	0.0	0.0	0.0	0.0	0.0	0.0	0.0	0.0	0.0	0.0	0.0	0.0	0.0
Alberta Elec.Generation	0.0	0.0	0.0	0.0	0.0	0.0	0.0	0.0	0.0	0.0	0.0	0.0	0.0
Shrinkage													
Acid Gas	0.0	0.0	0.0	0.0	0.0	0.0	0.0	0.0	0.0	0.0	0.0	0.0	0.0
Other products	157.9	177.1	156.8	182.9	170.9	0.0	0.0	0.0	0.0	0.0	0.0	0.0	845.6
Fuel	2,053.4	1,900.5	1,934.6	0.0	1,803.2	0.0	0.0	0.0	0.0	0.0	0.0	0.0	7,691.7
Flared	0.0	8.0	0.0	0.0	0.0	0.0	0.0	0.0	0.0	0.0	0.0	0.0	8.0
Vented	0.0	0.1	0.0	0.0	1.9	0.0	0.0	0.0	0.0	0.0	0.0	0.0	2.0
Diff and Other	-9.6	10.9	162.8	1,799.5	-2,093.0	0.0	0.0	0.0	0.0	0.0	0.0	0.0	-129.4
Process and Frac													
Pentanes Plus	764.2	857.1	758.7	885.0	826.7	0.0	0.0	0.0	0.0	0.0	0.0	0.0	4,091.7
Propane	0.0	0.0	0.0	0.0	0.0	0.0	0.0	0.0	0.0	0.0	0.0	0.0	0.0
Butanes	0.0	0.0	0.0	0.0	0.0	0.0	0.0	0.0	0.0	0.0	0.0	0.0	0.0
Ethane	0.0	0.0	0.0	0.0	0.0	0.0	0.0	0.0	0.0	0.0	0.0	0.0	0.0
NGL MIX	0.0	0.0	0.0	0.0	0.0	0.0	0.0	0.0	0.0	0.0	0.0	0.0	0.0
Sulphur	0.0	0.0	0.0	0.0	0.0	0.0	0.0	0.0	0.0	0.0	0.0	0.0	0.0
Sulphur Closing Inv	0.0	0.0	0.0	0.0	0.0	0.0	0.0	0.0	0.0	0.0	0.0	0.0	0.0

Unit of Measurement: Gas and Gas equivalent products: 1000m3, Liquids: m3, Sulphur: MTS

VPR6200

Facility ID ABGP0097389

Facility Name TRILOGY SMOKY RIVER 06-16 GPL

Facility Licence # 38961

Facility Operator OAW4 PARA

Production Month	202001	202002	202003	202004	202005	202006	202007	202008	202009	202010	202011	202012	Totals
Receipts													
Receipts from Alberta Facilities	5,655.1	5,151.6	5,465.2	4,787.3	3,834.6	0.0	0.0	0.0	0.0	0.0	0.0	0.0	24,893.8
Receipts from Non-Alberta Facilities	0.0	0.0	0.0	0.0	0.0	0.0	0.0	0.0	0.0	0.0	0.0	0.0	0.0
Dispositions													
Disposition													
Battery	0.0	0.0	0.0	0.0	0.0	0.0	0.0	0.0	0.0	0.0	0.0	0.0	0.0
Gas Gathering System	0.0	0.0	0.0	0.0	0.0	0.0	0.0	0.0	0.0	0.0	0.0	0.0	0.0
Gas Plant	0.0	0.0	0.0	0.0	0.0	0.0	0.0	0.0	0.0	0.0	0.0	0.0	0.0
Injection Facility	0.0	0.0	0.0	0.0	0.0	0.0	0.0	0.0	0.0	0.0	0.0	0.0	0.0
Meter Station	4,415.7	4,202.8	4,338.0	3,826.3	2,995.6	0.0	0.0	0.0	0.0	0.0	0.0	0.0	19,778.4
Other	0.0	0.0	0.0	0.0	0.0	0.0	0.0	0.0	0.0	0.0	0.0	0.0	0.0
Alberta Commercial	0.0	0.0	0.0	0.0	0.0	0.0	0.0	0.0	0.0	0.0	0.0	0.0	0.0
Alberta Industrial	0.0	0.0	0.0	0.0	0.0	0.0	0.0	0.0	0.0	0.0	0.0	0.0	0.0
Alberta Residential	0.0	0.0	0.0	0.0	0.0	0.0	0.0	0.0	0.0	0.0	0.0	0.0	0.0
Alberta Elec.Generation	0.0	0.0	0.0	0.0	0.0	0.0	0.0	0.0	0.0	0.0	0.0	0.0	0.0
Shrinkage													
Acid Gas	0.0	0.0	0.0	0.0	0.0	0.0	0.0	0.0	0.0	0.0	0.0	0.0	0.0
Other products	1,225.2	1,099.4	1,130.5	936.3	790.0	0.0	0.0	0.0	0.0	0.0	0.0	0.0	5,181.4
Fuel	315.7	290.4	286.1	267.5	217.1	0.0	0.0	0.0	0.0	0.0	0.0	0.0	1,376.8
Flared	1.6	0.7	6.2	2.7	12.3	0.0	0.0	0.0	0.0	0.0	0.0	0.0	23.5
Vented	0.0	0.8	0.4	7.0	0.4	0.0	0.0	0.0	0.0	0.0	0.0	0.0	8.6
Diff and Other	-303.1	-442.5	-296.0	-252.5	-180.8	0.0	0.0	0.0	0.0	0.0	0.0	0.0	-1,474.9
Process and Frac													
Pentanes Plus	4,647.5	3,968.8	4,097.4	3,257.1	2,865.5	0.0	0.0	0.0	0.0	0.0	0.0	0.0	18,836.3
Propane	0.0	0.0	0.0	0.0	0.0	0.0	0.0	0.0	0.0	0.0	0.0	0.0	0.0
Butanes	0.0	0.0	0.0	0.0	0.0	0.0	0.0	0.0	0.0	0.0	0.0	0.0	0.0
Ethane	0.0	0.0	0.0	0.0	0.0	0.0	0.0	0.0	0.0	0.0	0.0	0.0	0.0
NGL MIX	1,062.1	1,122.7	1,147.0	1,064.2	804.0	0.0	0.0	0.0	0.0	0.0	0.0	0.0	5,200.0
Sulphur	0.0	0.0	0.0	0.0	0.0	0.0	0.0	0.0	0.0	0.0	0.0	0.0	0.0
Sulphur Closing Inv	0.0	0.0	0.0	0.0	0.0	0.0	0.0	0.0	0.0	0.0	0.0	0.0	0.0

Unit of Measurement: Gas and Gas equivalent products: 1000m3, Liquids: m3, Sulphur: MTS

VPR6200

Facility ID ABGP0097445

Facility Name DUVERNAY OLDMAN GAS PLANT 10-24

Facility Licence # 37117

Facility Operator A573 TOURMALINE

Production Month	202001	202002	202003	202004	202005	202006	202007	202008	202009	202010	202011	202012	Totals
Receipts													
Receipts from Alberta Facilities	8,575.4	8,300.7	8,740.4	8,767.0	8,779.1	0.0	0.0	0.0	0.0	0.0	0.0	0.0	43,162.6
Receipts from Non-Alberta Facilities	0.0	0.0	0.0	0.0	0.0	0.0	0.0	0.0	0.0	0.0	0.0	0.0	0.0
Dispositions													
Disposition													
Battery	0.0	0.0	0.0	0.0	0.0	0.0	0.0	0.0	0.0	0.0	0.0	0.0	0.0
Gas Gathering System	0.0	0.0	0.0	0.0	0.0	0.0	0.0	0.0	0.0	0.0	0.0	0.0	0.0
Gas Plant	0.0	0.0	0.0	0.0	0.0	0.0	0.0	0.0	0.0	0.0	0.0	0.0	0.0
Injection Facility	0.0	0.0	0.0	0.0	0.0	0.0	0.0	0.0	0.0	0.0	0.0	0.0	0.0
Meter Station	8,627.7	8,229.3	8,694.4	8,367.5	8,476.7	0.0	0.0	0.0	0.0	0.0	0.0	0.0	42,395.6
Other	0.0	0.0	0.0	0.0	0.0	0.0	0.0	0.0	0.0	0.0	0.0	0.0	0.0
Alberta Commercial	0.0	0.0	0.0	0.0	0.0	0.0	0.0	0.0	0.0	0.0	0.0	0.0	0.0
Alberta Industrial	0.0	0.0	0.0	0.0	0.0	0.0	0.0	0.0	0.0	0.0	0.0	0.0	0.0
Alberta Residential	0.0	0.0	0.0	0.0	0.0	0.0	0.0	0.0	0.0	0.0	0.0	0.0	0.0
Alberta Elec.Generation	0.0	0.0	0.0	0.0	0.0	0.0	0.0	0.0	0.0	0.0	0.0	0.0	0.0
Shrinkage													
Acid Gas	0.0	0.0	0.0	0.0	0.0	0.0	0.0	0.0	0.0	0.0	0.0	0.0	0.0
Other products	93.7	86.4	110.0	94.3	78.4	0.0	0.0	0.0	0.0	0.0	0.0	0.0	462.8
Fuel	307.9	0.0	310.7	297.9	304.5	0.0	0.0	0.0	0.0	0.0	0.0	0.0	1,221.0
Flared	0.0	0.0	0.0	0.0	0.5	0.0	0.0	0.0	0.0	0.0	0.0	0.0	0.5
Vented	0.0	0.0	0.0	0.5	0.0	0.0	0.0	0.0	0.0	0.0	0.0	0.0	0.5
Diff and Other	-453.9	-15.0	-374.7	6.8	-81.0	0.0	0.0	0.0	0.0	0.0	0.0	0.0	-917.8
Process and Frac													
Pentanes Plus	453.5	418.2	532.3	456.4	379.2	0.0	0.0	0.0	0.0	0.0	0.0	0.0	2,239.6
Propane	0.0	0.0	0.0	0.0	0.0	0.0	0.0	0.0	0.0	0.0	0.0	0.0	0.0
Butanes	0.0	0.0	0.0	0.0	0.0	0.0	0.0	0.0	0.0	0.0	0.0	0.0	0.0
Ethane	0.0	0.0	0.0	0.0	0.0	0.0	0.0	0.0	0.0	0.0	0.0	0.0	0.0
NGL MIX	0.0	0.0	0.0	0.0	0.0	0.0	0.0	0.0	0.0	0.0	0.0	0.0	0.0
Sulphur	0.0	0.0	0.0	0.0	0.0	0.0	0.0	0.0	0.0	0.0	0.0	0.0	0.0
Sulphur Closing Inv	0.0	0.0	0.0	0.0	0.0	0.0	0.0	0.0	0.0	0.0	0.0	0.0	0.0

Unit of Measurement: Gas and Gas equivalent products: 1000m3, Liquids: m3, Sulphur: MTS

VPR6200

Facility ID ABGP0097476
Facility Licence # 38618

Facility Name BONAVIDA CHINCHAGA 08-25
Facility Operator A7LX WORMWOOD

Production Month	202001	202002	202003	202004	202005	202006	202007	202008	202009	202010	202011	202012	Totals
			SHUTIN	SHUTIN									
Receipts													
Receipts from Alberta Facilities	519.0	428.5	0.0	0.0	0.0	0.0	0.0	0.0	0.0	0.0	0.0	0.0	947.5
Receipts from Non-Alberta Facilities	0.0	0.0	0.0	0.0	0.0	0.0	0.0	0.0	0.0	0.0	0.0	0.0	0.0
Dispositions													
Disposition													
Battery	0.0	0.0	0.0	0.0	0.0	0.0	0.0	0.0	0.0	0.0	0.0	0.0	0.0
Gas Gathering System	0.0	0.0	0.0	0.0	0.0	0.0	0.0	0.0	0.0	0.0	0.0	0.0	0.0
Gas Plant	0.0	0.0	0.0	0.0	0.0	0.0	0.0	0.0	0.0	0.0	0.0	0.0	0.0
Injection Facility	0.0	0.0	0.0	0.0	0.0	0.0	0.0	0.0	0.0	0.0	0.0	0.0	0.0
Meter Station	389.2	341.8	0.0	0.0	0.0	0.0	0.0	0.0	0.0	0.0	0.0	0.0	731.0
Other	0.0	0.0	0.0	0.0	0.0	0.0	0.0	0.0	0.0	0.0	0.0	0.0	0.0
Alberta Commercial	0.0	0.0	0.0	0.0	0.0	0.0	0.0	0.0	0.0	0.0	0.0	0.0	0.0
Alberta Industrial	0.0	0.0	0.0	0.0	0.0	0.0	0.0	0.0	0.0	0.0	0.0	0.0	0.0
Alberta Residential	0.0	0.0	0.0	0.0	0.0	0.0	0.0	0.0	0.0	0.0	0.0	0.0	0.0
Alberta Elec.Generation	0.0	0.0	0.0	0.0	0.0	0.0	0.0	0.0	0.0	0.0	0.0	0.0	0.0
Shrinkage													
Acid Gas	0.0	0.0	0.0	0.0	0.0	0.0	0.0	0.0	0.0	0.0	0.0	0.0	0.0
Other products	0.0	0.0	0.0	0.0	0.0	0.0	0.0	0.0	0.0	0.0	0.0	0.0	0.0
Fuel	105.4	81.7	0.0	0.0	0.0	0.0	0.0	0.0	0.0	0.0	0.0	0.0	187.1
Flared	0.0	0.0	0.0	0.0	0.0	0.0	0.0	0.0	0.0	0.0	0.0	0.0	0.0
Vented	0.0	0.0	0.0	0.0	0.0	0.0	0.0	0.0	0.0	0.0	0.0	0.0	0.0
Diff and Other	24.4	5.0	0.0	0.0	0.0	0.0	0.0	0.0	0.0	0.0	0.0	0.0	29.4
Process and Frac													
Pentanes Plus	0.0	0.0	0.0	0.0	0.0	0.0	0.0	0.0	0.0	0.0	0.0	0.0	0.0
Propane	0.0	0.0	0.0	0.0	0.0	0.0	0.0	0.0	0.0	0.0	0.0	0.0	0.0
Butanes	0.0	0.0	0.0	0.0	0.0	0.0	0.0	0.0	0.0	0.0	0.0	0.0	0.0
Ethane	0.0	0.0	0.0	0.0	0.0	0.0	0.0	0.0	0.0	0.0	0.0	0.0	0.0
NGL MIX	0.0	0.0	0.0	0.0	0.0	0.0	0.0	0.0	0.0	0.0	0.0	0.0	0.0
Sulphur	0.0	0.0	0.0	0.0	0.0	0.0	0.0	0.0	0.0	0.0	0.0	0.0	0.0
Sulphur Closing Inv	0.0	0.0	0.0	0.0	0.0	0.0	0.0	0.0	0.0	0.0	0.0	0.0	0.0

Unit of Measurement: Gas and Gas equivalent products: 1000m3, Liquids: m3, Sulphur: MTS

VPR6200

Facility ID ABGP0097699


Facility Name Galloway 9-34-53-20W5 Gasplant

Facility Licence # 37670

Facility Operator OYA2

Production Month	202001	202002	202003	202004	202005	202006	202007	202008	202009	202010	202011	202012	Totals
	SHUTIN	SHUTIN	SHUTIN	SHUTIN	SHUTIN								
Receipts													
Receipts from Alberta Facilities	0.0	0.0	0.0	0.0	0.0	0.0	0.0	0.0	0.0	0.0	0.0	0.0	0.0
Receipts from Non-Alberta Facilities	0.0	0.0	0.0	0.0	0.0	0.0	0.0	0.0	0.0	0.0	0.0	0.0	0.0
Dispositions													
Disposition													
Battery	0.0	0.0	0.0	0.0	0.0	0.0	0.0	0.0	0.0	0.0	0.0	0.0	0.0
Gas Gathering System	0.0	0.0	0.0	0.0	0.0	0.0	0.0	0.0	0.0	0.0	0.0	0.0	0.0
Gas Plant	0.0	0.0	0.0	0.0	0.0	0.0	0.0	0.0	0.0	0.0	0.0	0.0	0.0
Injection Facility	0.0	0.0	0.0	0.0	0.0	0.0	0.0	0.0	0.0	0.0	0.0	0.0	0.0
Meter Station	0.0	0.0	0.0	0.0	0.0	0.0	0.0	0.0	0.0	0.0	0.0	0.0	0.0
Other	0.0	0.0	0.0	0.0	0.0	0.0	0.0	0.0	0.0	0.0	0.0	0.0	0.0
Alberta Commercial	0.0	0.0	0.0	0.0	0.0	0.0	0.0	0.0	0.0	0.0	0.0	0.0	0.0
Alberta Industrial	0.0	0.0	0.0	0.0	0.0	0.0	0.0	0.0	0.0	0.0	0.0	0.0	0.0
Alberta Residential	0.0	0.0	0.0	0.0	0.0	0.0	0.0	0.0	0.0	0.0	0.0	0.0	0.0
Alberta Elec.Generation	0.0	0.0	0.0	0.0	0.0	0.0	0.0	0.0	0.0	0.0	0.0	0.0	0.0
Shrinkage													
Acid Gas	0.0	0.0	0.0	0.0	0.0	0.0	0.0	0.0	0.0	0.0	0.0	0.0	0.0
Other products	0.0	0.0	0.0	0.0	0.0	0.0	0.0	0.0	0.0	0.0	0.0	0.0	0.0
Fuel	0.0	0.0	0.0	0.0	0.0	0.0	0.0	0.0	0.0	0.0	0.0	0.0	0.0
Flared	0.0	0.0	0.0	0.0	0.0	0.0	0.0	0.0	0.0	0.0	0.0	0.0	0.0
Vented	0.0	0.0	0.0	0.0	0.0	0.0	0.0	0.0	0.0	0.0	0.0	0.0	0.0
Diff and Other	0.0	0.0	0.0	0.0	0.0	0.0	0.0	0.0	0.0	0.0	0.0	0.0	0.0
Process and Frac													
Pentanes Plus	0.0	0.0	0.0	0.0	0.0	0.0	0.0	0.0	0.0	0.0	0.0	0.0	0.0
Propane	0.0	0.0	0.0	0.0	0.0	0.0	0.0	0.0	0.0	0.0	0.0	0.0	0.0
Butanes	0.0	0.0	0.0	0.0	0.0	0.0	0.0	0.0	0.0	0.0	0.0	0.0	0.0
Ethane	0.0	0.0	0.0	0.0	0.0	0.0	0.0	0.0	0.0	0.0	0.0	0.0	0.0
NGL MIX	0.0	0.0	0.0	0.0	0.0	0.0	0.0	0.0	0.0	0.0	0.0	0.0	0.0
Sulphur	0.0	0.0	0.0	0.0	0.0	0.0	0.0	0.0	0.0	0.0	0.0	0.0	0.0
Sulphur Closing Inv	0.0	0.0	0.0	0.0	0.0	0.0	0.0	0.0	0.0	0.0	0.0	0.0	0.0

Unit of Measurement: Gas and Gas equivalent products: 1000m3, Liquids: m3, Sulphur: MTS



Monthly Gas Plant Receipts, Dispositions and Process

VPR6200

Facility ID ABGP0098480

Facility Name KEYERA WILLESDEN 5-14 REFRIDGE PLANT

Facility Licence # 39544

Facility Operator AOC0

Production Month	202001	202002	202003	202004	202005	202006	202007	202008	202009	202010	202011	202012	Totals
	SHUTIN	SHUTIN	SHUTIN	SHUTIN	SHUTIN								
Receipts													
Receipts from Alberta Facilities	0.0	0.0	0.0	0.0	0.0	0.0	0.0	0.0	0.0	0.0	0.0	0.0	0.0
Receipts from Non-Alberta Facilities	0.0	0.0	0.0	0.0	0.0	0.0	0.0	0.0	0.0	0.0	0.0	0.0	0.0
Dispositions													
Disposition													
Battery	0.0	0.0	0.0	0.0	0.0	0.0	0.0	0.0	0.0	0.0	0.0	0.0	0.0
Gas Gathering System	0.0	0.0	0.0	0.0	0.0	0.0	0.0	0.0	0.0	0.0	0.0	0.0	0.0
Gas Plant	0.0	0.0	0.0	0.0	0.0	0.0	0.0	0.0	0.0	0.0	0.0	0.0	0.0
Injection Facility	0.0	0.0	0.0	0.0	0.0	0.0	0.0	0.0	0.0	0.0	0.0	0.0	0.0
Meter Station	0.0	0.0	0.0	0.0	0.0	0.0	0.0	0.0	0.0	0.0	0.0	0.0	0.0
Other	0.0	0.0	0.0	0.0	0.0	0.0	0.0	0.0	0.0	0.0	0.0	0.0	0.0
Alberta Commercial	0.0	0.0	0.0	0.0	0.0	0.0	0.0	0.0	0.0	0.0	0.0	0.0	0.0
Alberta Industrial	0.0	0.0	0.0	0.0	0.0	0.0	0.0	0.0	0.0	0.0	0.0	0.0	0.0
Alberta Residential	0.0	0.0	0.0	0.0	0.0	0.0	0.0	0.0	0.0	0.0	0.0	0.0	0.0
Alberta Elec.Generation	0.0	0.0	0.0	0.0	0.0	0.0	0.0	0.0	0.0	0.0	0.0	0.0	0.0
Shrinkage													
Acid Gas	0.0	0.0	0.0	0.0	0.0	0.0	0.0	0.0	0.0	0.0	0.0	0.0	0.0
Other products	0.0	0.0	0.0	0.0	0.0	0.0	0.0	0.0	0.0	0.0	0.0	0.0	0.0
Fuel	0.0	0.0	0.0	0.0	0.0	0.0	0.0	0.0	0.0	0.0	0.0	0.0	0.0
Flared	0.0	0.0	0.0	0.0	0.0	0.0	0.0	0.0	0.0	0.0	0.0	0.0	0.0
Vented	0.0	0.0	0.0	0.0	0.0	0.0	0.0	0.0	0.0	0.0	0.0	0.0	0.0
Diff and Other	0.0	0.0	0.0	0.0	0.0	0.0	0.0	0.0	0.0	0.0	0.0	0.0	0.0
Process and Frac													
Pentanes Plus	0.0	0.0	0.0	0.0	0.0	0.0	0.0	0.0	0.0	0.0	0.0	0.0	0.0
Propane	0.0	0.0	0.0	0.0	0.0	0.0	0.0	0.0	0.0	0.0	0.0	0.0	0.0
Butanes	0.0	0.0	0.0	0.0	0.0	0.0	0.0	0.0	0.0	0.0	0.0	0.0	0.0
Ethane	0.0	0.0	0.0	0.0	0.0	0.0	0.0	0.0	0.0	0.0	0.0	0.0	0.0
NGL MIX	0.0	0.0	0.0	0.0	0.0	0.0	0.0	0.0	0.0	0.0	0.0	0.0	0.0
Sulphur	0.0	0.0	0.0	0.0	0.0	0.0	0.0	0.0	0.0	0.0	0.0	0.0	0.0
Sulphur Closing Inv	0.0	0.0	0.0	0.0	0.0	0.0	0.0	0.0	0.0	0.0	0.0	0.0	0.0

VPR6200

Facility ID ABGP0099099

Facility Name ENDEV EYEMORE

Facility Licence # 2405

Facility Operator A74H

Production Month	202001	202002	202003	202004	202005	202006	202007	202008	202009	202010	202011	202012	Totals
	SHUTIN	SHUTIN	SHUTIN	SHUTIN									
Receipts													
Receipts from Alberta Facilities	0.0	0.0	0.0	0.0	0.0	0.0	0.0	0.0	0.0	0.0	0.0	0.0	0.0
Receipts from Non-Alberta Facilities	0.0	0.0	0.0	0.0	0.0	0.0	0.0	0.0	0.0	0.0	0.0	0.0	0.0
Dispositions													
Disposition													
Battery	0.0	0.0	0.0	0.0	0.0	0.0	0.0	0.0	0.0	0.0	0.0	0.0	0.0
Gas Gathering System	0.0	0.0	0.0	0.0	0.0	0.0	0.0	0.0	0.0	0.0	0.0	0.0	0.0
Gas Plant	0.0	0.0	0.0	0.0	0.0	0.0	0.0	0.0	0.0	0.0	0.0	0.0	0.0
Injection Facility	0.0	0.0	0.0	0.0	0.0	0.0	0.0	0.0	0.0	0.0	0.0	0.0	0.0
Meter Station	0.0	0.0	0.0	0.0	0.0	0.0	0.0	0.0	0.0	0.0	0.0	0.0	0.0
Other	0.0	0.0	0.0	0.0	0.0	0.0	0.0	0.0	0.0	0.0	0.0	0.0	0.0
Alberta Commercial	0.0	0.0	0.0	0.0	0.0	0.0	0.0	0.0	0.0	0.0	0.0	0.0	0.0
Alberta Industrial	0.0	0.0	0.0	0.0	0.0	0.0	0.0	0.0	0.0	0.0	0.0	0.0	0.0
Alberta Residential	0.0	0.0	0.0	0.0	0.0	0.0	0.0	0.0	0.0	0.0	0.0	0.0	0.0
Alberta Elec.Generation	0.0	0.0	0.0	0.0	0.0	0.0	0.0	0.0	0.0	0.0	0.0	0.0	0.0
Shrinkage													
Acid Gas	0.0	0.0	0.0	0.0	0.0	0.0	0.0	0.0	0.0	0.0	0.0	0.0	0.0
Other products	0.0	0.0	0.0	0.0	0.0	0.0	0.0	0.0	0.0	0.0	0.0	0.0	0.0
Fuel	0.0	0.0	0.0	0.0	0.0	0.0	0.0	0.0	0.0	0.0	0.0	0.0	0.0
Flared	0.0	0.0	0.0	0.0	0.0	0.0	0.0	0.0	0.0	0.0	0.0	0.0	0.0
Vented	0.0	0.0	0.0	0.0	0.0	0.0	0.0	0.0	0.0	0.0	0.0	0.0	0.0
Diff and Other	0.0	0.0	0.0	0.0	0.0	0.0	0.0	0.0	0.0	0.0	0.0	0.0	0.0
Process and Frac													
Pentanes Plus	0.0	0.0	0.0	0.0	0.0	0.0	0.0	0.0	0.0	0.0	0.0	0.0	0.0
Propane	0.0	0.0	0.0	0.0	0.0	0.0	0.0	0.0	0.0	0.0	0.0	0.0	0.0
Butanes	0.0	0.0	0.0	0.0	0.0	0.0	0.0	0.0	0.0	0.0	0.0	0.0	0.0
Ethane	0.0	0.0	0.0	0.0	0.0	0.0	0.0	0.0	0.0	0.0	0.0	0.0	0.0
NGL MIX	0.0	0.0	0.0	0.0	0.0	0.0	0.0	0.0	0.0	0.0	0.0	0.0	0.0
Sulphur	0.0	0.0	0.0	0.0	0.0	0.0	0.0	0.0	0.0	0.0	0.0	0.0	0.0
Sulphur Closing Inv	0.0	0.0	0.0	0.0	0.0	0.0	0.0	0.0	0.0	0.0	0.0	0.0	0.0

VPR6200

Facility ID ABGP0099610

Facility Name BINDLOSS NORTH GAS PLANT

Facility Licence # 21978

Facility Operator A2TG TQN

Production Month	202001	202002	202003	202004	202005	202006	202007	202008	202009	202010	202011	202012	Totals
Receipts													
Receipts from Alberta Facilities	891.5	750.5	951.0	964.8	993.0	0.0	0.0	0.0	0.0	0.0	0.0	0.0	4,550.8
Receipts from Non-Alberta Facilities	0.0	0.0	0.0	0.0	0.0	0.0	0.0	0.0	0.0	0.0	0.0	0.0	0.0
Dispositions													
Disposition													
Battery	0.0	0.0	0.0	0.0	0.0	0.0	0.0	0.0	0.0	0.0	0.0	0.0	0.0
Gas Gathering System	0.0	0.0	0.0	0.0	0.0	0.0	0.0	0.0	0.0	0.0	0.0	0.0	0.0
Gas Plant	0.0	0.0	0.0	0.0	0.0	0.0	0.0	0.0	0.0	0.0	0.0	0.0	0.0
Injection Facility	0.0	0.0	0.0	0.0	0.0	0.0	0.0	0.0	0.0	0.0	0.0	0.0	0.0
Meter Station	776.2	642.2	834.6	853.1	873.0	0.0	0.0	0.0	0.0	0.0	0.0	0.0	3,979.1
Other	0.0	0.0	0.0	0.0	0.0	0.0	0.0	0.0	0.0	0.0	0.0	0.0	0.0
Alberta Commercial	0.0	0.0	0.0	0.0	0.0	0.0	0.0	0.0	0.0	0.0	0.0	0.0	0.0
Alberta Industrial	0.0	0.0	0.0	0.0	0.0	0.0	0.0	0.0	0.0	0.0	0.0	0.0	0.0
Alberta Residential	0.0	0.0	0.0	0.0	0.0	0.0	0.0	0.0	0.0	0.0	0.0	0.0	0.0
Alberta Elec.Generation	0.0	0.0	0.0	0.0	0.0	0.0	0.0	0.0	0.0	0.0	0.0	0.0	0.0
Shrinkage													
Acid Gas	0.0	0.0	0.0	0.0	0.0	0.0	0.0	0.0	0.0	0.0	0.0	0.0	0.0
Other products	0.0	0.0	0.0	0.0	0.0	0.0	0.0	0.0	0.0	0.0	0.0	0.0	0.0
Fuel	115.7	103.8	109.6	109.0	106.1	0.0	0.0	0.0	0.0	0.0	0.0	0.0	544.2
Flared	0.0	0.0	0.0	0.0	0.0	0.0	0.0	0.0	0.0	0.0	0.0	0.0	0.0
Vented	1.0	0.4	2.0	1.8	4.1	0.0	0.0	0.0	0.0	0.0	0.0	0.0	9.3
Diff and Other	-1.4	4.1	4.8	0.9	9.8	0.0	0.0	0.0	0.0	0.0	0.0	0.0	18.2
Process and Frac													
Pentanes Plus	0.0	0.0	0.0	0.0	0.0	0.0	0.0	0.0	0.0	0.0	0.0	0.0	0.0
Propane	0.0	0.0	0.0	0.0	0.0	0.0	0.0	0.0	0.0	0.0	0.0	0.0	0.0
Butanes	0.0	0.0	0.0	0.0	0.0	0.0	0.0	0.0	0.0	0.0	0.0	0.0	0.0
Ethane	0.0	0.0	0.0	0.0	0.0	0.0	0.0	0.0	0.0	0.0	0.0	0.0	0.0
NGL MIX	0.0	0.0	0.0	0.0	0.0	0.0	0.0	0.0	0.0	0.0	0.0	0.0	0.0
Sulphur	0.0	0.0	0.0	0.0	0.0	0.0	0.0	0.0	0.0	0.0	0.0	0.0	0.0
Sulphur Closing Inv	0.0	0.0	0.0	0.0	0.0	0.0	0.0	0.0	0.0	0.0	0.0	0.0	0.0

Unit of Measurement: Gas and Gas equivalent products: 1000m3, Liquids: m3, Sulphur: MTS

VPR6200

Facility ID ABGP0099613
Facility Licence # 21988

Facility Name BINDLOSS SOUTH GAS PLANT
Facility Operator A2TG TQN

Production Month	202001	202002	202003	202004	202005	202006	202007	202008	202009	202010	202011	202012	Totals
Receipts													
Receipts from Alberta Facilities	358.6	1,388.4	1,460.5	1,413.6	1,473.2	0.0	0.0	0.0	0.0	0.0	0.0	0.0	6,094.3
Receipts from Non-Alberta Facilities	0.0	0.0	0.0	0.0	0.0	0.0	0.0	0.0	0.0	0.0	0.0	0.0	0.0
Dispositions													
Disposition													
Battery	0.0	0.0	0.0	0.0	0.0	0.0	0.0	0.0	0.0	0.0	0.0	0.0	0.0
Gas Gathering System	0.0	0.0	0.0	0.0	0.0	0.0	0.0	0.0	0.0	0.0	0.0	0.0	0.0
Gas Plant	0.0	0.0	0.0	0.0	0.0	0.0	0.0	0.0	0.0	0.0	0.0	0.0	0.0
Injection Facility	0.0	0.0	0.0	0.0	0.0	0.0	0.0	0.0	0.0	0.0	0.0	0.0	0.0
Meter Station	326.9	1,280.9	1,351.2	1,296.2	1,362.0	0.0	0.0	0.0	0.0	0.0	0.0	0.0	5,617.2
Other	0.0	0.0	0.0	0.0	0.0	0.0	0.0	0.0	0.0	0.0	0.0	0.0	0.0
Alberta Commercial	0.0	0.0	0.0	0.0	0.0	0.0	0.0	0.0	0.0	0.0	0.0	0.0	0.0
Alberta Industrial	0.0	0.0	0.0	0.0	0.0	0.0	0.0	0.0	0.0	0.0	0.0	0.0	0.0
Alberta Residential	0.0	0.0	0.0	0.0	0.0	0.0	0.0	0.0	0.0	0.0	0.0	0.0	0.0
Alberta Elec.Generation	0.0	0.0	0.0	0.0	0.0	0.0	0.0	0.0	0.0	0.0	0.0	0.0	0.0
Shrinkage													
Acid Gas	0.0	0.0	0.0	0.0	0.0	0.0	0.0	0.0	0.0	0.0	0.0	0.0	0.0
Other products	0.0	0.0	0.0	0.0	0.0	0.0	0.0	0.0	0.0	0.0	0.0	0.0	0.0
Fuel	30.4	99.5	91.3	87.4	98.9	0.0	0.0	0.0	0.0	0.0	0.0	0.0	407.5
Flared	0.0	0.0	0.0	0.0	0.0	0.0	0.0	0.0	0.0	0.0	0.0	0.0	0.0
Vented	0.9	0.0	3.9	2.7	2.1	0.0	0.0	0.0	0.0	0.0	0.0	0.0	9.6
Diff and Other	0.4	8.0	14.1	27.3	10.2	0.0	0.0	0.0	0.0	0.0	0.0	0.0	60.0
Process and Frac													
Pentanes Plus	0.0	0.0	0.0	0.0	0.0	0.0	0.0	0.0	0.0	0.0	0.0	0.0	0.0
Propane	0.0	0.0	0.0	0.0	0.0	0.0	0.0	0.0	0.0	0.0	0.0	0.0	0.0
Butanes	0.0	0.0	0.0	0.0	0.0	0.0	0.0	0.0	0.0	0.0	0.0	0.0	0.0
Ethane	0.0	0.0	0.0	0.0	0.0	0.0	0.0	0.0	0.0	0.0	0.0	0.0	0.0
NGL MIX	0.0	0.0	0.0	0.0	0.0	0.0	0.0	0.0	0.0	0.0	0.0	0.0	0.0
Sulphur	0.0	0.0	0.0	0.0	0.0	0.0	0.0	0.0	0.0	0.0	0.0	0.0	0.0
Sulphur Closing Inv	0.0	0.0	0.0	0.0	0.0	0.0	0.0	0.0	0.0	0.0	0.0	0.0	0.0

Unit of Measurement: Gas and Gas equivalent products: 1000m3, Liquids: m3, Sulphur: MTS

VPR6200

Facility ID ABGP0101007

Facility Name BONAVIDA KIPP 5-33 GAS PLANT

Facility Licence # 21589

Facility Operator A5TT TAC

Production Month	202001	202002	202003	202004	202005	202006	202007	202008	202009	202010	202011	202012	Totals
Receipts													
Receipts from Alberta Facilities	1,054.1	1,050.1	1,092.2	923.4	937.7	0.0	0.0	0.0	0.0	0.0	0.0	0.0	5,057.5
Receipts from Non-Alberta Facilities	0.0	0.0	0.0	0.0	0.0	0.0	0.0	0.0	0.0	0.0	0.0	0.0	0.0
Dispositions													
Disposition													
Battery	0.0	0.0	0.0	0.0	0.0	0.0	0.0	0.0	0.0	0.0	0.0	0.0	0.0
Gas Gathering System	0.0	0.0	0.0	0.0	0.0	0.0	0.0	0.0	0.0	0.0	0.0	0.0	0.0
Gas Plant	0.0	0.0	0.0	0.0	0.0	0.0	0.0	0.0	0.0	0.0	0.0	0.0	0.0
Injection Facility	0.0	0.0	0.0	0.0	0.0	0.0	0.0	0.0	0.0	0.0	0.0	0.0	0.0
Meter Station	887.8	875.6	876.8	737.6	791.3	0.0	0.0	0.0	0.0	0.0	0.0	0.0	4,169.1
Other	0.0	0.0	0.0	0.0	0.0	0.0	0.0	0.0	0.0	0.0	0.0	0.0	0.0
Alberta Commercial	0.0	0.0	0.0	0.0	0.0	0.0	0.0	0.0	0.0	0.0	0.0	0.0	0.0
Alberta Industrial	0.0	0.0	0.0	0.0	0.0	0.0	0.0	0.0	0.0	0.0	0.0	0.0	0.0
Alberta Residential	0.0	0.0	0.0	0.0	0.0	0.0	0.0	0.0	0.0	0.0	0.0	0.0	0.0
Alberta Elec.Generation	0.0	0.0	0.0	0.0	0.0	0.0	0.0	0.0	0.0	0.0	0.0	0.0	0.0
Shrinkage													
Acid Gas	0.0	0.0	0.0	0.0	0.0	0.0	0.0	0.0	0.0	0.0	0.0	0.0	0.0
Other products	26.0	24.0	23.7	23.0	14.1	0.0	0.0	0.0	0.0	0.0	0.0	0.0	110.8
Fuel	86.2	77.0	80.5	73.9	83.2	0.0	0.0	0.0	0.0	0.0	0.0	0.0	400.8
Flared	0.0	0.0	0.0	0.0	0.0	0.0	0.0	0.0	0.0	0.0	0.0	0.0	0.0
Vented	5.8	5.2	5.8	5.6	5.8	0.0	0.0	0.0	0.0	0.0	0.0	0.0	28.2
Diff and Other	48.3	68.3	105.4	83.3	43.3	0.0	0.0	0.0	0.0	0.0	0.0	0.0	348.6
Process and Frac													
Pentanes Plus	0.0	0.0	0.0	0.0	0.0	0.0	0.0	0.0	0.0	0.0	0.0	0.0	0.0
Propane	0.0	0.0	0.0	0.0	0.0	0.0	0.0	0.0	0.0	0.0	0.0	0.0	0.0
Butanes	0.0	0.0	0.0	0.0	0.0	0.0	0.0	0.0	0.0	0.0	0.0	0.0	0.0
Ethane	0.0	0.0	0.0	0.0	0.0	0.0	0.0	0.0	0.0	0.0	0.0	0.0	0.0
NGL MIX	109.0	100.9	99.3	97.1	58.4	0.0	0.0	0.0	0.0	0.0	0.0	0.0	464.7
Sulphur	0.0	0.0	0.0	0.0	0.0	0.0	0.0	0.0	0.0	0.0	0.0	0.0	0.0
Sulphur Closing Inv	0.0	0.0	0.0	0.0	0.0	0.0	0.0	0.0	0.0	0.0	0.0	0.0	0.0

Unit of Measurement: Gas and Gas equivalent products: 1000m3, Liquids: m3, Sulphur: MTS

VPR6200

Facility ID ABGP0104350

Facility Name PENNWEST ESTHER

Facility Licence # 23737

Facility Operator OBP8 OBE

Production Month	202001	202002	202003	202004	202005	202006	202007	202008	202009	202010	202011	202012	Totals
Receipts													
Receipts from Alberta Facilities	4,074.5	3,903.6	4,410.9	4,228.5	6,025.5	0.0	0.0	0.0	0.0	0.0	0.0	0.0	22,643.0
Receipts from Non-Alberta Facilities	0.0	0.0	0.0	0.0	0.0	0.0	0.0	0.0	0.0	0.0	0.0	0.0	0.0
Dispositions													
Disposition													
Battery	0.0	0.0	0.0	0.0	0.0	0.0	0.0	0.0	0.0	0.0	0.0	0.0	0.0
Gas Gathering System	0.0	0.0	0.0	0.0	0.0	0.0	0.0	0.0	0.0	0.0	0.0	0.0	0.0
Gas Plant	0.0	0.0	0.0	0.0	0.0	0.0	0.0	0.0	0.0	0.0	0.0	0.0	0.0
Injection Facility	0.0	0.0	0.0	0.0	0.0	0.0	0.0	0.0	0.0	0.0	0.0	0.0	0.0
Meter Station	3,629.4	3,480.5	3,824.5	3,768.1	5,215.9	0.0	0.0	0.0	0.0	0.0	0.0	0.0	19,918.4
Other	0.0	0.0	0.0	0.0	0.0	0.0	0.0	0.0	0.0	0.0	0.0	0.0	0.0
Alberta Commercial	0.0	0.0	0.0	0.0	0.0	0.0	0.0	0.0	0.0	0.0	0.0	0.0	0.0
Alberta Industrial	0.0	0.0	0.0	0.0	0.0	0.0	0.0	0.0	0.0	0.0	0.0	0.0	0.0
Alberta Residential	0.0	0.0	0.0	0.0	0.0	0.0	0.0	0.0	0.0	0.0	0.0	0.0	0.0
Alberta Elec.Generation	0.0	0.0	0.0	0.0	0.0	0.0	0.0	0.0	0.0	0.0	0.0	0.0	0.0
Shrinkage													
Acid Gas	0.0	0.0	0.0	0.0	0.0	0.0	0.0	0.0	0.0	0.0	0.0	0.0	0.0
Other products	56.5	48.1	58.4	52.2	82.9	0.0	0.0	0.0	0.0	0.0	0.0	0.0	298.1
Fuel	262.9	247.5	264.0	257.3	330.6	0.0	0.0	0.0	0.0	0.0	0.0	0.0	1,362.3
Flared	0.0	0.0	0.0	0.0	0.0	0.0	0.0	0.0	0.0	0.0	0.0	0.0	0.0
Vented	0.3	0.5	3.6	0.9	2.0	0.0	0.0	0.0	0.0	0.0	0.0	0.0	7.3
Diff and Other	125.4	127.0	260.4	150.0	394.1	0.0	0.0	0.0	0.0	0.0	0.0	0.0	1,056.9
Process and Frac													
Pentanes Plus	9.1	19.6	32.3	12.6	33.0	0.0	0.0	0.0	0.0	0.0	0.0	0.0	106.6
Propane	0.0	0.0	0.0	0.0	0.0	0.0	0.0	0.0	0.0	0.0	0.0	0.0	0.0
Butanes	0.0	0.0	0.0	0.0	0.0	0.0	0.0	0.0	0.0	0.0	0.0	0.0	0.0
Ethane	0.0	0.0	0.0	0.0	0.0	0.0	0.0	0.0	0.0	0.0	0.0	0.0	0.0
NGL MIX	229.4	184.8	218.0	208.9	321.0	0.0	0.0	0.0	0.0	0.0	0.0	0.0	1,162.1
Sulphur	0.0	0.0	0.0	0.0	0.0	0.0	0.0	0.0	0.0	0.0	0.0	0.0	0.0
Sulphur Closing Inv	0.0	0.0	0.0	0.0	0.0	0.0	0.0	0.0	0.0	0.0	0.0	0.0	0.0

Unit of Measurement: Gas and Gas equivalent products: 1000m3, Liquids: m3, Sulphur: MTS

VPR6200

Facility ID ABGP0105489
Facility Licence # 28629

Facility Name PENNWEST LENNARD
Facility Operator OBP8

Production Month	202001	202002	202003	202004	202005	202006	202007	202008	202009	202010	202011	202012	Totals
			SHUTIN	SHUTIN	SHUTIN								
Receipts													
Receipts from Alberta Facilities	0.0	0.0	0.0	0.0	0.0	0.0	0.0	0.0	0.0	0.0	0.0	0.0	0.0
Receipts from Non-Alberta Facilities	0.0	0.0	0.0	0.0	0.0	0.0	0.0	0.0	0.0	0.0	0.0	0.0	0.0
Dispositions													
Disposition													
Battery	0.0	0.0	0.0	0.0	0.0	0.0	0.0	0.0	0.0	0.0	0.0	0.0	0.0
Gas Gathering System	0.0	0.0	0.0	0.0	0.0	0.0	0.0	0.0	0.0	0.0	0.0	0.0	0.0
Gas Plant	0.0	0.0	0.0	0.0	0.0	0.0	0.0	0.0	0.0	0.0	0.0	0.0	0.0
Injection Facility	0.0	0.0	0.0	0.0	0.0	0.0	0.0	0.0	0.0	0.0	0.0	0.0	0.0
Meter Station	0.0	0.0	0.0	0.0	0.0	0.0	0.0	0.0	0.0	0.0	0.0	0.0	0.0
Other	0.0	0.0	0.0	0.0	0.0	0.0	0.0	0.0	0.0	0.0	0.0	0.0	0.0
Alberta Commercial	0.0	0.0	0.0	0.0	0.0	0.0	0.0	0.0	0.0	0.0	0.0	0.0	0.0
Alberta Industrial	0.0	0.0	0.0	0.0	0.0	0.0	0.0	0.0	0.0	0.0	0.0	0.0	0.0
Alberta Residential	0.0	0.0	0.0	0.0	0.0	0.0	0.0	0.0	0.0	0.0	0.0	0.0	0.0
Alberta Elec.Generation	0.0	0.0	0.0	0.0	0.0	0.0	0.0	0.0	0.0	0.0	0.0	0.0	0.0
Shrinkage													
Acid Gas	0.0	0.0	0.0	0.0	0.0	0.0	0.0	0.0	0.0	0.0	0.0	0.0	0.0
Other products	0.0	0.0	0.0	0.0	0.0	0.0	0.0	0.0	0.0	0.0	0.0	0.0	0.0
Fuel	0.0	0.0	0.0	0.0	0.0	0.0	0.0	0.0	0.0	0.0	0.0	0.0	0.0
Flared	0.0	0.0	0.0	0.0	0.0	0.0	0.0	0.0	0.0	0.0	0.0	0.0	0.0
Vented	0.0	0.0	0.0	0.0	0.0	0.0	0.0	0.0	0.0	0.0	0.0	0.0	0.0
Diff and Other	0.0	0.0	0.0	0.0	0.0	0.0	0.0	0.0	0.0	0.0	0.0	0.0	0.0
Process and Frac													
Pentanes Plus	0.0	0.0	0.0	0.0	0.0	0.0	0.0	0.0	0.0	0.0	0.0	0.0	0.0
Propane	0.0	0.0	0.0	0.0	0.0	0.0	0.0	0.0	0.0	0.0	0.0	0.0	0.0
Butanes	0.0	0.0	0.0	0.0	0.0	0.0	0.0	0.0	0.0	0.0	0.0	0.0	0.0
Ethane	0.0	0.0	0.0	0.0	0.0	0.0	0.0	0.0	0.0	0.0	0.0	0.0	0.0
NGL MIX	0.0	0.0	0.0	0.0	0.0	0.0	0.0	0.0	0.0	0.0	0.0	0.0	0.0
Sulphur	0.0	0.0	0.0	0.0	0.0	0.0	0.0	0.0	0.0	0.0	0.0	0.0	0.0
Sulphur Closing Inv	0.0	0.0	0.0	0.0	0.0	0.0	0.0	0.0	0.0	0.0	0.0	0.0	0.0

VPR6200

Facility ID ABGP0106875
Facility Licence # 35093

Facility Name 981384 WIMBORNE 11-21-33-27W4 GP
Facility Operator A1H9 EMBER

Production Month	202001	202002	202003	202004	202005	202006	202007	202008	202009	202010	202011	202012	Totals
Receipts													
Receipts from Alberta Facilities	4,752.1	4,867.0	5,085.8	4,820.8	4,900.0	0.0	0.0	0.0	0.0	0.0	0.0	0.0	24,425.7
Receipts from Non-Alberta Facilities	0.0	0.0	0.0	0.0	0.0	0.0	0.0	0.0	0.0	0.0	0.0	0.0	0.0
Dispositions													
Disposition													
Battery	0.0	0.0	0.0	0.0	0.0	0.0	0.0	0.0	0.0	0.0	0.0	0.0	0.0
Gas Gathering System	0.0	0.0	0.0	0.0	0.0	0.0	0.0	0.0	0.0	0.0	0.0	0.0	0.0
Gas Plant	0.0	0.0	0.0	0.0	0.0	0.0	0.0	0.0	0.0	0.0	0.0	0.0	0.0
Injection Facility	0.0	0.0	0.0	0.0	0.0	0.0	0.0	0.0	0.0	0.0	0.0	0.0	0.0
Meter Station	4,719.6	4,830.8	5,049.8	4,796.9	4,883.9	0.0	0.0	0.0	0.0	0.0	0.0	0.0	24,281.0
Other	0.0	0.0	0.0	0.0	0.0	0.0	0.0	0.0	0.0	0.0	0.0	0.0	0.0
Alberta Commercial	0.0	0.0	0.0	0.0	0.0	0.0	0.0	0.0	0.0	0.0	0.0	0.0	0.0
Alberta Industrial	0.0	0.0	0.0	0.0	0.0	0.0	0.0	0.0	0.0	0.0	0.0	0.0	0.0
Alberta Residential	0.0	0.0	0.0	0.0	0.0	0.0	0.0	0.0	0.0	0.0	0.0	0.0	0.0
Alberta Elec.Generation	0.0	0.0	0.0	0.0	0.0	0.0	0.0	0.0	0.0	0.0	0.0	0.0	0.0
Shrinkage													
Acid Gas	0.0	0.0	0.0	0.0	0.0	0.0	0.0	0.0	0.0	0.0	0.0	0.0	0.0
Other products	0.6	2.4	0.7	0.0	0.0	0.0	0.0	0.0	0.0	0.0	0.0	0.0	3.7
Fuel	0.0	0.0	0.0	0.0	0.0	0.0	0.0	0.0	0.0	0.0	0.0	0.0	0.0
Flared	0.0	0.0	0.0	0.0	0.0	0.0	0.0	0.0	0.0	0.0	0.0	0.0	0.0
Vented	0.0	0.0	0.0	0.0	0.0	0.0	0.0	0.0	0.0	0.0	0.0	0.0	0.0
Diff and Other	31.9	33.8	35.3	23.9	16.1	0.0	0.0	0.0	0.0	0.0	0.0	0.0	141.0
Process and Frac													
Pentanes Plus	3.1	11.6	3.5	0.0	0.0	0.0	0.0	0.0	0.0	0.0	0.0	0.0	18.2
Propane	0.0	0.0	0.0	0.0	0.0	0.0	0.0	0.0	0.0	0.0	0.0	0.0	0.0
Butanes	0.0	0.0	0.0	0.0	0.0	0.0	0.0	0.0	0.0	0.0	0.0	0.0	0.0
Ethane	0.0	0.0	0.0	0.0	0.0	0.0	0.0	0.0	0.0	0.0	0.0	0.0	0.0
NGL MIX	0.0	0.0	0.0	0.0	0.0	0.0	0.0	0.0	0.0	0.0	0.0	0.0	0.0
Sulphur	0.0	0.0	0.0	0.0	0.0	0.0	0.0	0.0	0.0	0.0	0.0	0.0	0.0
Sulphur Closing Inv	0.0	0.0	0.0	0.0	0.0	0.0	0.0	0.0	0.0	0.0	0.0	0.0	0.0

Unit of Measurement: Gas and Gas equivalent products: 1000m3, Liquids: m3, Sulphur: MTS

VPR6200

Facility ID ABGP0111570

Facility Licence # 42007

Facility Name Tourmaline Hinton 06-32 Gas Plant

Facility Operator A573 TOURMALINE

Production Month	202001	202002	202003	202004	202005	202006	202007	202008	202009	202010	202011	202012	Totals
Receipts													
Receipts from Alberta Facilities	22,926.8	25,243.9	27,622.5	25,796.4	25,555.0	0.0	0.0	0.0	0.0	0.0	0.0	0.0	127,144.6
Receipts from Non-Alberta Facilities	0.0	0.0	0.0	0.0	0.0	0.0	0.0	0.0	0.0	0.0	0.0	0.0	0.0
Dispositions													
Disposition													
Battery	0.0	0.0	0.0	0.0	0.0	0.0	0.0	0.0	0.0	0.0	0.0	0.0	0.0
Gas Gathering System	0.0	0.0	0.0	0.0	0.0	0.0	0.0	0.0	0.0	0.0	0.0	0.0	0.0
Gas Plant	0.0	0.0	0.0	0.0	0.0	0.0	0.0	0.0	0.0	0.0	0.0	0.0	0.0
Injection Facility	0.0	0.0	0.0	0.0	0.0	0.0	0.0	0.0	0.0	0.0	0.0	0.0	0.0
Meter Station	22,342.8	23,826.5	25,979.7	24,219.1	24,002.7	0.0	0.0	0.0	0.0	0.0	0.0	0.0	120,370.8
Other	0.0	0.0	0.0	0.0	0.0	0.0	0.0	0.0	0.0	0.0	0.0	0.0	0.0
Alberta Commercial	0.0	0.0	0.0	0.0	0.0	0.0	0.0	0.0	0.0	0.0	0.0	0.0	0.0
Alberta Industrial	0.0	0.0	0.0	0.0	0.0	0.0	0.0	0.0	0.0	0.0	0.0	0.0	0.0
Alberta Residential	0.0	0.0	0.0	0.0	0.0	0.0	0.0	0.0	0.0	0.0	0.0	0.0	0.0
Alberta Elec.Generation	0.0	0.0	0.0	0.0	0.0	0.0	0.0	0.0	0.0	0.0	0.0	0.0	0.0
Shrinkage													
Acid Gas	0.0	0.0	0.0	0.0	0.0	0.0	0.0	0.0	0.0	0.0	0.0	0.0	0.0
Other products	24.9	27.7	50.4	35.0	25.6	0.0	0.0	0.0	0.0	0.0	0.0	0.0	163.6
Fuel	989.8	1,032.3	1,116.5	1,063.9	1,091.5	0.0	0.0	0.0	0.0	0.0	0.0	0.0	5,294.0
Flared	0.3	5.1	3.4	0.5	0.3	0.0	0.0	0.0	0.0	0.0	0.0	0.0	9.6
Vented	0.1	0.4	0.0	0.6	0.6	0.0	0.0	0.0	0.0	0.0	0.0	0.0	1.7
Diff and Other	-431.1	351.9	472.5	477.3	434.3	0.0	0.0	0.0	0.0	0.0	0.0	0.0	1,304.9
Process and Frac													
Pentanes Plus	54.8	39.0	125.7	169.4	124.1	0.0	0.0	0.0	0.0	0.0	0.0	0.0	513.0
Propane	0.0	0.0	0.0	0.0	0.0	0.0	0.0	0.0	0.0	0.0	0.0	0.0	0.0
Butanes	0.0	0.0	0.0	0.0	0.0	0.0	0.0	0.0	0.0	0.0	0.0	0.0	0.0
Ethane	0.0	0.0	0.0	0.0	0.0	0.0	0.0	0.0	0.0	0.0	0.0	0.0	0.0
NGL MIX	60.7	88.7	109.1	0.0	0.0	0.0	0.0	0.0	0.0	0.0	0.0	0.0	258.5
Sulphur	0.0	0.0	0.0	0.0	0.0	0.0	0.0	0.0	0.0	0.0	0.0	0.0	0.0
Sulphur Closing Inv	0.0	0.0	0.0	0.0	0.0	0.0	0.0	0.0	0.0	0.0	0.0	0.0	0.0

Unit of Measurement: Gas and Gas equivalent products: 1000m3, Liquids: m3, Sulphur: MTS

VPR6200

Facility ID ABGP0112787

Facility Name Twin Butte Viking GP 16-01-48-13W4

Facility Licence # 29993

Facility Operator A7H7

Production Month	202001	202002	202003	202004	202005	202006	202007	202008	202009	202010	202011	202012	Totals
	SHUTIN	SHUTIN	SHUTIN	SHUTIN	SHUTIN								
Receipts													
Receipts from Alberta Facilities	0.0	0.0	0.0	0.0	0.0	0.0	0.0	0.0	0.0	0.0	0.0	0.0	0.0
Receipts from Non-Alberta Facilities	0.0	0.0	0.0	0.0	0.0	0.0	0.0	0.0	0.0	0.0	0.0	0.0	0.0
Dispositions													
Disposition													
Battery	0.0	0.0	0.0	0.0	0.0	0.0	0.0	0.0	0.0	0.0	0.0	0.0	0.0
Gas Gathering System	0.0	0.0	0.0	0.0	0.0	0.0	0.0	0.0	0.0	0.0	0.0	0.0	0.0
Gas Plant	0.0	0.0	0.0	0.0	0.0	0.0	0.0	0.0	0.0	0.0	0.0	0.0	0.0
Injection Facility	0.0	0.0	0.0	0.0	0.0	0.0	0.0	0.0	0.0	0.0	0.0	0.0	0.0
Meter Station	0.0	0.0	0.0	0.0	0.0	0.0	0.0	0.0	0.0	0.0	0.0	0.0	0.0
Other	0.0	0.0	0.0	0.0	0.0	0.0	0.0	0.0	0.0	0.0	0.0	0.0	0.0
Alberta Commercial	0.0	0.0	0.0	0.0	0.0	0.0	0.0	0.0	0.0	0.0	0.0	0.0	0.0
Alberta Industrial	0.0	0.0	0.0	0.0	0.0	0.0	0.0	0.0	0.0	0.0	0.0	0.0	0.0
Alberta Residential	0.0	0.0	0.0	0.0	0.0	0.0	0.0	0.0	0.0	0.0	0.0	0.0	0.0
Alberta Elec.Generation	0.0	0.0	0.0	0.0	0.0	0.0	0.0	0.0	0.0	0.0	0.0	0.0	0.0
Shrinkage													
Acid Gas	0.0	0.0	0.0	0.0	0.0	0.0	0.0	0.0	0.0	0.0	0.0	0.0	0.0
Other products	0.0	0.0	0.0	0.0	0.0	0.0	0.0	0.0	0.0	0.0	0.0	0.0	0.0
Fuel	0.0	0.0	0.0	0.0	0.0	0.0	0.0	0.0	0.0	0.0	0.0	0.0	0.0
Flared	0.0	0.0	0.0	0.0	0.0	0.0	0.0	0.0	0.0	0.0	0.0	0.0	0.0
Vented	0.0	0.0	0.0	0.0	0.0	0.0	0.0	0.0	0.0	0.0	0.0	0.0	0.0
Diff and Other	0.0	0.0	0.0	0.0	0.0	0.0	0.0	0.0	0.0	0.0	0.0	0.0	0.0
Process and Frac													
Pentanes Plus	0.0	0.0	0.0	0.0	0.0	0.0	0.0	0.0	0.0	0.0	0.0	0.0	0.0
Propane	0.0	0.0	0.0	0.0	0.0	0.0	0.0	0.0	0.0	0.0	0.0	0.0	0.0
Butanes	0.0	0.0	0.0	0.0	0.0	0.0	0.0	0.0	0.0	0.0	0.0	0.0	0.0
Ethane	0.0	0.0	0.0	0.0	0.0	0.0	0.0	0.0	0.0	0.0	0.0	0.0	0.0
NGL MIX	0.0	0.0	0.0	0.0	0.0	0.0	0.0	0.0	0.0	0.0	0.0	0.0	0.0
Sulphur	0.0	0.0	0.0	0.0	0.0	0.0	0.0	0.0	0.0	0.0	0.0	0.0	0.0
Sulphur Closing Inv	0.0	0.0	0.0	0.0	0.0	0.0	0.0	0.0	0.0	0.0	0.0	0.0	0.0

Unit of Measurement: Gas and Gas equivalent products: 1000m3, Liquids: m3, Sulphur: MTS

VPR6200

Facility ID ABGP0115356
Facility Licence # 41357

Facility Name BANSHEE 15-12 GAS PLANT
Facility Operator A573 TOURMALINE

Production Month	202001	202002	202003	202004	202005	202006	202007	202008	202009	202010	202011	202012	Totals
Receipts													
Receipts from Alberta Facilities	138,017.8	133,529.2	139,093.2	124,088.9	127,683.6	0.0	0.0	0.0	0.0	0.0	0.0	0.0	662,412.7
Receipts from Non-Alberta Facilities	0.0	0.0	0.0	0.0	0.0	0.0	0.0	0.0	0.0	0.0	0.0	0.0	0.0
Dispositions													
Disposition													
Battery	0.0	0.0	0.0	0.0	0.0	0.0	0.0	0.0	0.0	0.0	0.0	0.0	0.0
Gas Gathering System	0.0	0.0	0.0	0.0	0.0	0.0	0.0	0.0	0.0	0.0	0.0	0.0	0.0
Gas Plant	0.0	0.0	0.0	0.0	0.0	0.0	0.0	0.0	0.0	0.0	0.0	0.0	0.0
Injection Facility	0.0	0.0	0.0	0.0	0.0	0.0	0.0	0.0	0.0	0.0	0.0	0.0	0.0
Meter Station	133,192.7	129,138.7	134,843.3	120,518.3	123,747.4	0.0	0.0	0.0	0.0	0.0	0.0	0.0	641,440.4
Other	0.0	0.0	0.0	0.0	0.0	0.0	0.0	0.0	0.0	0.0	0.0	0.0	0.0
Alberta Commercial	0.0	0.0	0.0	0.0	0.0	0.0	0.0	0.0	0.0	0.0	0.0	0.0	0.0
Alberta Industrial	0.0	0.0	0.0	0.0	0.0	0.0	0.0	0.0	0.0	0.0	0.0	0.0	0.0
Alberta Residential	0.0	0.0	0.0	0.0	0.0	0.0	0.0	0.0	0.0	0.0	0.0	0.0	0.0
Alberta Elec.Generation	0.0	0.0	0.0	0.0	0.0	0.0	0.0	0.0	0.0	0.0	0.0	0.0	0.0
Shrinkage													
Acid Gas	0.0	0.0	0.0	2.1	0.0	0.0	0.0	0.0	0.0	0.0	0.0	0.0	2.1
Other products	1,646.2	1,491.1	1,454.6	1,302.5	1,351.3	0.0	0.0	0.0	0.0	0.0	0.0	0.0	7,245.7
Fuel	3,251.5	3,099.9	3,228.7	2,892.9	2,897.6	0.0	0.0	0.0	0.0	0.0	0.0	0.0	15,370.6
Flared	5.7	2.4	0.6	5.0	1.0	0.0	0.0	0.0	0.0	0.0	0.0	0.0	14.7
Vented	0.2	1.6	1.4	0.0	1.9	0.0	0.0	0.0	0.0	0.0	0.0	0.0	5.1
Diff and Other	-78.5	-204.5	-435.4	-631.9	-315.6	0.0	0.0	0.0	0.0	0.0	0.0	0.0	-1,665.9
Process and Frac													
Pentanes Plus	6,911.8	6,056.8	6,088.7	5,344.7	5,295.2	0.0	0.0	0.0	0.0	0.0	0.0	0.0	29,697.2
Propane	0.0	0.0	0.0	0.0	0.0	0.0	0.0	0.0	0.0	0.0	0.0	0.0	0.0
Butanes	0.0	0.0	0.0	0.0	0.0	0.0	0.0	0.0	0.0	0.0	0.0	0.0	0.0
Ethane	0.0	0.0	0.0	0.0	0.0	0.0	0.0	0.0	0.0	0.0	0.0	0.0	0.0
NGL MIX	902.7	989.5	807.1	817.6	1,110.5	0.0	0.0	0.0	0.0	0.0	0.0	0.0	4,627.4
Sulphur	0.0	0.0	0.0	0.0	0.0	0.0	0.0	0.0	0.0	0.0	0.0	0.0	0.0
Sulphur Closing Inv	0.0	0.0	0.0	0.0	0.0	0.0	0.0	0.0	0.0	0.0	0.0	0.0	0.0

Unit of Measurement: Gas and Gas equivalent products: 1000m3, Liquids: m3, Sulphur: MTS

VPR6200

Facility ID ABGP0115771

Facility Name MARLBORO 05-29 GAS PLANT

Facility Licence # 42367

Facility Operator A5RX BEC

Production Month	202001	202002	202003	202004	202005	202006	202007	202008	202009	202010	202011	202012	Totals
Receipts													
Receipts from Alberta Facilities	18,136.4	17,545.6	19,056.9	18,655.5	18,482.1	0.0	0.0	0.0	0.0	0.0	0.0	0.0	91,876.5
Receipts from Non-Alberta Facilities	0.0	0.0	0.0	0.0	0.0	0.0	0.0	0.0	0.0	0.0	0.0	0.0	0.0
Dispositions													
Disposition													
Battery	0.0	0.0	0.0	0.0	0.0	0.0	0.0	0.0	0.0	0.0	0.0	0.0	0.0
Gas Gathering System	0.0	0.0	0.0	0.0	0.0	0.0	0.0	0.0	0.0	0.0	0.0	0.0	0.0
Gas Plant	0.0	0.0	0.0	0.0	0.0	0.0	0.0	0.0	0.0	0.0	0.0	0.0	0.0
Injection Facility	0.0	0.0	0.0	0.0	0.0	0.0	0.0	0.0	0.0	0.0	0.0	0.0	0.0
Meter Station	17,553.7	16,695.4	18,031.9	17,694.1	17,806.6	0.0	0.0	0.0	0.0	0.0	0.0	0.0	87,781.7
Other	0.0	0.0	0.0	0.0	0.0	0.0	0.0	0.0	0.0	0.0	0.0	0.0	0.0
Alberta Commercial	0.0	0.0	0.0	0.0	0.0	0.0	0.0	0.0	0.0	0.0	0.0	0.0	0.0
Alberta Industrial	0.0	0.0	0.0	0.0	0.0	0.0	0.0	0.0	0.0	0.0	0.0	0.0	0.0
Alberta Residential	0.0	0.0	0.0	0.0	0.0	0.0	0.0	0.0	0.0	0.0	0.0	0.0	0.0
Alberta Elec.Generation	0.0	0.0	0.0	0.0	0.0	0.0	0.0	0.0	0.0	0.0	0.0	0.0	0.0
Shrinkage													
Acid Gas	0.0	0.0	0.0	0.0	0.0	0.0	0.0	0.0	0.0	0.0	0.0	0.0	0.0
Other products	373.5	379.9	391.5	381.1	355.5	0.0	0.0	0.0	0.0	0.0	0.0	0.0	1,881.5
Fuel	641.3	613.1	664.0	589.6	642.6	0.0	0.0	0.0	0.0	0.0	0.0	0.0	3,150.6
Flared	4.3	3.6	0.6	4.6	1.4	0.0	0.0	0.0	0.0	0.0	0.0	0.0	14.5
Vented	15.1	0.0	0.0	7.5	7.6	0.0	0.0	0.0	0.0	0.0	0.0	0.0	30.2
Diff and Other	-451.5	-146.4	-31.1	-21.4	-331.6	0.0	0.0	0.0	0.0	0.0	0.0	0.0	-982.0
Process and Frac													
Pentanes Plus	0.0	0.0	0.0	0.0	48.5	0.0	0.0	0.0	0.0	0.0	0.0	0.0	48.5
Propane	0.0	0.0	0.0	0.0	0.0	0.0	0.0	0.0	0.0	0.0	0.0	0.0	0.0
Butanes	0.0	0.0	0.0	0.0	0.0	0.0	0.0	0.0	0.0	0.0	0.0	0.0	0.0
Ethane	0.0	0.0	0.0	0.0	0.0	0.0	0.0	0.0	0.0	0.0	0.0	0.0	0.0
NGL MIX	1,595.4	1,617.6	1,676.5	1,634.6	1,485.7	0.0	0.0	0.0	0.0	0.0	0.0	0.0	8,009.8
Sulphur	0.0	0.0	0.0	0.0	0.0	0.0	0.0	0.0	0.0	0.0	0.0	0.0	0.0
Sulphur Closing Inv	0.0	0.0	0.0	0.0	0.0	0.0	0.0	0.0	0.0	0.0	0.0	0.0	0.0

Unit of Measurement: Gas and Gas equivalent products: 1000m3, Liquids: m3, Sulphur: MTS

VPR6200

Facility ID ABGP0117818

Facility Name Anderson GP 00/01-09-051-24W5M

Facility Licence # 40185

Facility Operator A573 TOURMALINE

Production Month	202001	202002	202003	202004	202005	202006	202007	202008	202009	202010	202011	202012	Totals
Receipts													
Receipts from Alberta Facilities	12,795.9	11,454.0	11,554.4	15,980.2	14,450.7	0.0	0.0	0.0	0.0	0.0	0.0	0.0	66,235.2
Receipts from Non-Alberta Facilities	0.0	0.0	0.0	0.0	0.0	0.0	0.0	0.0	0.0	0.0	0.0	0.0	0.0
Dispositions													
Disposition													
Battery	0.0	0.0	0.0	0.0	0.0	0.0	0.0	0.0	0.0	0.0	0.0	0.0	0.0
Gas Gathering System	0.0	0.0	0.0	0.0	0.0	0.0	0.0	0.0	0.0	0.0	0.0	0.0	0.0
Gas Plant	0.0	0.0	0.0	0.0	0.0	0.0	0.0	0.0	0.0	0.0	0.0	0.0	0.0
Injection Facility	0.0	0.0	0.0	0.0	0.0	0.0	0.0	0.0	0.0	0.0	0.0	0.0	0.0
Meter Station	12,168.1	10,862.2	10,863.0	15,026.0	13,444.8	0.0	0.0	0.0	0.0	0.0	0.0	0.0	62,364.1
Other	0.0	0.0	0.0	0.0	0.0	0.0	0.0	0.0	0.0	0.0	0.0	0.0	0.0
Alberta Commercial	0.0	0.0	0.0	0.0	0.0	0.0	0.0	0.0	0.0	0.0	0.0	0.0	0.0
Alberta Industrial	0.0	0.0	0.0	0.0	0.0	0.0	0.0	0.0	0.0	0.0	0.0	0.0	0.0
Alberta Residential	0.0	0.0	0.0	0.0	0.0	0.0	0.0	0.0	0.0	0.0	0.0	0.0	0.0
Alberta Elec.Generation	0.0	0.0	0.0	0.0	0.0	0.0	0.0	0.0	0.0	0.0	0.0	0.0	0.0
Shrinkage													
Acid Gas	0.0	0.0	0.0	0.0	0.0	0.0	0.0	0.0	0.0	0.0	0.0	0.0	0.0
Other products	226.4	332.2	264.6	401.3	363.5	0.0	0.0	0.0	0.0	0.0	0.0	0.0	1,588.0
Fuel	584.5	0.0	530.9	0.0	646.6	0.0	0.0	0.0	0.0	0.0	0.0	0.0	1,762.0
Flared	3.5	0.0	3.0	0.0	0.0	0.0	0.0	0.0	0.0	0.0	0.0	0.0	6.5
Vented	1.3	0.0	0.7	0.0	0.5	0.0	0.0	0.0	0.0	0.0	0.0	0.0	2.5
Diff and Other	-187.9	259.6	-107.8	552.9	-4.7	0.0	0.0	0.0	0.0	0.0	0.0	0.0	512.1
Process and Frac													
Pentanes Plus	526.6	1,062.3	768.8	972.7	701.7	0.0	0.0	0.0	0.0	0.0	0.0	0.0	4,032.1
Propane	0.0	0.0	0.0	0.0	0.0	0.0	0.0	0.0	0.0	0.0	0.0	0.0	0.0
Butanes	0.0	0.0	0.0	0.0	0.0	0.0	0.0	0.0	0.0	0.0	0.0	0.0	0.0
Ethane	0.0	0.0	0.0	0.0	0.0	0.0	0.0	0.0	0.0	0.0	0.0	0.0	0.0
NGL MIX	508.4	482.2	458.3	864.3	943.5	0.0	0.0	0.0	0.0	0.0	0.0	0.0	3,256.7
Sulphur	0.0	0.0	0.0	0.0	0.0	0.0	0.0	0.0	0.0	0.0	0.0	0.0	0.0
Sulphur Closing Inv	0.0	0.0	0.0	0.0	0.0	0.0	0.0	0.0	0.0	0.0	0.0	0.0	0.0

Unit of Measurement: Gas and Gas equivalent products: 1000m3, Liquids: m3, Sulphur: MTS

VPR6200

Facility ID ABGP0118855
Facility Licence # 42793

Facility Name PGS KAKWA RIVER 08-13
Facility Operator A5A3 PEMBINA GASSER

Production Month	202001	202002	202003	202004	202005	202006	202007	202008	202009	202010	202011	202012	Totals
Receipts													
Receipts from Alberta Facilities	108,802.4	97,109.0	120,564.3	109,050.9	96,506.3	0.0	0.0	0.0	0.0	0.0	0.0	0.0	532,032.9
Receipts from Non-Alberta Facilities	0.0	0.0	0.0	0.0	0.0	0.0	0.0	0.0	0.0	0.0	0.0	0.0	0.0
Dispositions													
Disposition													
Battery	6,113.9	5,050.8	6,526.0	6,082.6	6,010.8	0.0	0.0	0.0	0.0	0.0	0.0	0.0	29,784.1
Gas Gathering System	417.1	292.7	437.8	437.7	438.7	0.0	0.0	0.0	0.0	0.0	0.0	0.0	2,024.0
Gas Plant	0.0	0.0	0.0	0.0	0.0	0.0	0.0	0.0	0.0	0.0	0.0	0.0	0.0
Injection Facility	0.0	0.0	0.0	0.0	0.0	0.0	0.0	0.0	0.0	0.0	0.0	0.0	0.0
Meter Station	80,123.3	71,826.4	88,974.4	78,059.1	72,870.0	0.0	0.0	0.0	0.0	0.0	0.0	0.0	391,853.2
Other	0.0	0.0	0.0	0.0	0.0	0.0	0.0	0.0	0.0	0.0	0.0	0.0	0.0
Alberta Commercial	0.0	0.0	0.0	0.0	0.0	0.0	0.0	0.0	0.0	0.0	0.0	0.0	0.0
Alberta Industrial	0.0	0.0	0.0	0.0	0.0	0.0	0.0	0.0	0.0	0.0	0.0	0.0	0.0
Alberta Residential	0.0	0.0	0.0	0.0	0.0	0.0	0.0	0.0	0.0	0.0	0.0	0.0	0.0
Alberta Elec.Generation	0.0	0.0	0.0	0.0	0.0	0.0	0.0	0.0	0.0	0.0	0.0	0.0	0.0
Shrinkage													
Acid Gas	0.0	0.0	0.0	0.0	0.0	0.0	0.0	0.0	0.0	0.0	0.0	0.0	0.0
Other products	16,320.0	13,989.3	17,288.9	15,766.1	14,524.2	0.0	0.0	0.0	0.0	0.0	0.0	0.0	77,888.5
Fuel	8,006.2	7,332.7	8,387.5	7,529.8	6,959.9	0.0	0.0	0.0	0.0	0.0	0.0	0.0	38,216.1
Flared	650.2	773.2	555.0	549.5	737.5	0.0	0.0	0.0	0.0	0.0	0.0	0.0	3,265.4
Vented	1.0	1.0	0.7	0.7	0.7	0.0	0.0	0.0	0.0	0.0	0.0	0.0	4.1
Diff and Other	-2,829.3	-2,157.1	-1,606.0	625.4	-5,035.5	0.0	0.0	0.0	0.0	0.0	0.0	0.0	-11,002.5
Process and Frac													
Pentanes Plus	799.6	299.0	2,542.8	2,075.2	1,478.8	0.0	0.0	0.0	0.0	0.0	0.0	0.0	7,195.4
Propane	0.0	0.0	0.0	0.0	0.0	0.0	0.0	0.0	0.0	0.0	0.0	0.0	0.0
Butanes	0.0	0.0	0.0	0.0	0.0	0.0	0.0	0.0	0.0	0.0	0.0	0.0	0.0
Ethane	0.0	0.0	0.0	0.0	0.0	0.0	0.0	0.0	0.0	0.0	0.0	0.0	0.0
NGL MIX	60,308.9	51,958.5	62,529.8	57,157.9	53,051.5	0.0	0.0	0.0	0.0	0.0	0.0	0.0	285,006.6
Sulphur	0.0	0.0	0.0	0.0	0.0	0.0	0.0	0.0	0.0	0.0	0.0	0.0	0.0
Sulphur Closing Inv	0.0	0.0	0.0	0.0	0.0	0.0	0.0	0.0	0.0	0.0	0.0	0.0	0.0

Unit of Measurement: Gas and Gas equivalent products: 1000m3, Liquids: m3, Sulphur: MTS

VPR6200

Facility ID ABGP0119271
Facility Licence # 41512

Facility Name MUSREAU GP 02/08-13-062-06W6M
Facility Operator A573 TOURMALINE

Production Month	202001	202002	202003	202004	202005	202006	202007	202008	202009	202010	202011	202012	Totals
Receipts													
Receipts from Alberta Facilities	74,598.1	67,339.0	69,712.2	70,357.6	72,504.7	0.0	0.0	0.0	0.0	0.0	0.0	0.0	354,511.6
Receipts from Non-Alberta Facilities	0.0	0.0	0.0	0.0	0.0	0.0	0.0	0.0	0.0	0.0	0.0	0.0	0.0
Dispositions													
Disposition													
Battery	0.0	0.0	0.0	0.0	0.0	0.0	0.0	0.0	0.0	0.0	0.0	0.0	0.0
Gas Gathering System	0.0	0.0	0.0	0.0	0.0	0.0	0.0	0.0	0.0	0.0	0.0	0.0	0.0
Gas Plant	0.0	0.0	0.0	0.0	0.0	0.0	0.0	0.0	0.0	0.0	0.0	0.0	0.0
Injection Facility	0.0	0.0	0.0	0.0	0.0	0.0	0.0	0.0	0.0	0.0	0.0	0.0	0.0
Meter Station	70,932.6	64,227.9	66,488.5	66,955.8	68,507.4	0.0	0.0	0.0	0.0	0.0	0.0	0.0	337,112.2
Other	0.0	0.0	0.0	0.0	0.0	0.0	0.0	0.0	0.0	0.0	0.0	0.0	0.0
Alberta Commercial	0.0	0.0	0.0	0.0	0.0	0.0	0.0	0.0	0.0	0.0	0.0	0.0	0.0
Alberta Industrial	0.0	0.0	0.0	0.0	0.0	0.0	0.0	0.0	0.0	0.0	0.0	0.0	0.0
Alberta Residential	0.0	0.0	0.0	0.0	0.0	0.0	0.0	0.0	0.0	0.0	0.0	0.0	0.0
Alberta Elec.Generation	0.0	0.0	0.0	0.0	0.0	0.0	0.0	0.0	0.0	0.0	0.0	0.0	0.0
Shrinkage													
Acid Gas	0.0	0.0	0.0	0.0	0.0	0.0	0.0	0.0	0.0	0.0	0.0	0.0	0.0
Other products	1,407.8	1,304.8	1,689.1	2,187.1	2,113.8	0.0	0.0	0.0	0.0	0.0	0.0	0.0	8,702.6
Fuel	0.0	2,383.4	2,483.4	2,535.7	2,750.4	0.0	0.0	0.0	0.0	0.0	0.0	0.0	10,152.9
Flared	0.0	14.3	2.6	25.3	2.4	0.0	0.0	0.0	0.0	0.0	0.0	0.0	44.6
Vented	0.0	0.0	0.0	1.3	1.3	0.0	0.0	0.0	0.0	0.0	0.0	0.0	2.6
Diff and Other	2,257.7	-591.4	-951.4	-1,347.6	-870.6	0.0	0.0	0.0	0.0	0.0	0.0	0.0	-1,503.3
Process and Frac													
Pentanes Plus	5,024.3	4,680.5	6,759.1	8,682.5	8,147.4	0.0	0.0	0.0	0.0	0.0	0.0	0.0	33,293.8
Propane	0.0	0.0	0.0	0.0	0.0	0.0	0.0	0.0	0.0	0.0	0.0	0.0	0.0
Butanes	0.0	0.0	0.0	0.0	0.0	0.0	0.0	0.0	0.0	0.0	0.0	0.0	0.0
Ethane	0.0	0.0	0.0	0.0	0.0	0.0	0.0	0.0	0.0	0.0	0.0	0.0	0.0
NGL MIX	1,591.2	1,459.4	1,258.7	1,683.4	1,854.3	0.0	0.0	0.0	0.0	0.0	0.0	0.0	7,847.0
Sulphur	0.0	0.0	0.0	0.0	0.0	0.0	0.0	0.0	0.0	0.0	0.0	0.0	0.0
Sulphur Closing Inv	0.0	0.0	0.0	0.0	0.0	0.0	0.0	0.0	0.0	0.0	0.0	0.0	0.0

Unit of Measurement: Gas and Gas equivalent products: 1000m3, Liquids: m3, Sulphur: MTS

VPR6200

Facility ID ABGP0119546

Facility Name MARTEN CK 10-02-077-05W5 GAS PLANT

Facility Licence # 15974

Facility Operator A74Y TIDEWATER

Production Month	202001	202002	202003	202004	202005	202006	202007	202008	202009	202010	202011	202012	Totals
SHUTIN													
Receipts													
Receipts from Alberta Facilities	63.0	18.2	17.8	0.0	0.7	0.0	0.0	0.0	0.0	0.0	0.0	0.0	99.7
Receipts from Non-Alberta Facilities	0.0	0.0	0.0	0.0	0.0	0.0	0.0	0.0	0.0	0.0	0.0	0.0	0.0
Dispositions													
Disposition													
Battery	0.0	0.0	0.0	0.0	0.0	0.0	0.0	0.0	0.0	0.0	0.0	0.0	0.0
Gas Gathering System	0.0	0.0	0.0	0.0	0.0	0.0	0.0	0.0	0.0	0.0	0.0	0.0	0.0
Gas Plant	0.0	0.0	0.0	0.0	0.0	0.0	0.0	0.0	0.0	0.0	0.0	0.0	0.0
Injection Facility	0.0	0.0	0.0	0.0	0.0	0.0	0.0	0.0	0.0	0.0	0.0	0.0	0.0
Meter Station	0.0	0.0	0.0	0.0	0.0	0.0	0.0	0.0	0.0	0.0	0.0	0.0	0.0
Other	0.0	0.0	0.0	0.0	0.0	0.0	0.0	0.0	0.0	0.0	0.0	0.0	0.0
Alberta Commercial	0.0	0.0	0.0	0.0	0.0	0.0	0.0	0.0	0.0	0.0	0.0	0.0	0.0
Alberta Industrial	0.0	0.0	0.0	0.0	0.0	0.0	0.0	0.0	0.0	0.0	0.0	0.0	0.0
Alberta Residential	0.0	0.0	0.0	0.0	0.0	0.0	0.0	0.0	0.0	0.0	0.0	0.0	0.0
Alberta Elec.Generation	0.0	0.0	0.0	0.0	0.0	0.0	0.0	0.0	0.0	0.0	0.0	0.0	0.0
Shrinkage													
Acid Gas	0.0	0.0	0.0	0.0	0.0	0.0	0.0	0.0	0.0	0.0	0.0	0.0	0.0
Other products	0.0	0.0	0.0	0.0	0.0	0.0	0.0	0.0	0.0	0.0	0.0	0.0	0.0
Fuel	63.0	18.2	17.8	0.0	0.7	0.0	0.0	0.0	0.0	0.0	0.0	0.0	99.7
Flared	0.0	0.0	0.0	0.0	0.0	0.0	0.0	0.0	0.0	0.0	0.0	0.0	0.0
Vented	0.0	0.0	0.0	0.0	0.0	0.0	0.0	0.0	0.0	0.0	0.0	0.0	0.0
Diff and Other	0.0	0.0	0.0	0.0	0.0	0.0	0.0	0.0	0.0	0.0	0.0	0.0	0.0
Process and Frac													
Pentanes Plus	0.0	0.0	0.0	0.0	0.0	0.0	0.0	0.0	0.0	0.0	0.0	0.0	0.0
Propane	0.0	0.0	0.0	0.0	0.0	0.0	0.0	0.0	0.0	0.0	0.0	0.0	0.0
Butanes	0.0	0.0	0.0	0.0	0.0	0.0	0.0	0.0	0.0	0.0	0.0	0.0	0.0
Ethane	0.0	0.0	0.0	0.0	0.0	0.0	0.0	0.0	0.0	0.0	0.0	0.0	0.0
NGL MIX	0.0	0.0	0.0	0.0	0.0	0.0	0.0	0.0	0.0	0.0	0.0	0.0	0.0
Sulphur	0.0	0.0	0.0	0.0	0.0	0.0	0.0	0.0	0.0	0.0	0.0	0.0	0.0
Sulphur Closing Inv	0.0	0.0	0.0	0.0	0.0	0.0	0.0	0.0	0.0	0.0	0.0	0.0	0.0

VPR6200
Facility ID ABGP0119754
Facility Licence # 43616

Facility Name Cross Alta Gas Plant
Facility Operator ONPM TCE

Production Month	202001	202002	202003	202004	202005	202006	202007	202008	202009	202010	202011	202012	Totals
SHUTIN													
Receipts													
Receipts from Alberta Facilities	96,774.2	127,000.4	37,424.5	0.0	0.0	0.0	0.0	0.0	0.0	0.0	0.0	0.0	261,199.1
Receipts from Non-Alberta Facilities	0.0	0.0	0.0	0.0	0.0	0.0	0.0	0.0	0.0	0.0	0.0	0.0	0.0
Dispositions													
Disposition													
Battery	0.0	0.0	0.0	0.0	0.0	0.0	0.0	0.0	0.0	0.0	0.0	0.0	0.0
Gas Gathering System	0.0	0.0	0.0	0.0	0.0	0.0	0.0	0.0	0.0	0.0	0.0	0.0	0.0
Gas Plant	0.0	0.0	0.0	0.0	0.0	0.0	0.0	0.0	0.0	0.0	0.0	0.0	0.0
Injection Facility	0.0	0.0	0.0	0.0	0.0	0.0	0.0	0.0	0.0	0.0	0.0	0.0	0.0
Meter Station	96,774.2	127,000.4	37,424.5	0.0	0.0	0.0	0.0	0.0	0.0	0.0	0.0	0.0	261,199.1
Other	0.0	0.0	0.0	0.0	0.0	0.0	0.0	0.0	0.0	0.0	0.0	0.0	0.0
Alberta Commercial	0.0	0.0	0.0	0.0	0.0	0.0	0.0	0.0	0.0	0.0	0.0	0.0	0.0
Alberta Industrial	0.0	0.0	0.0	0.0	0.0	0.0	0.0	0.0	0.0	0.0	0.0	0.0	0.0
Alberta Residential	0.0	0.0	0.0	0.0	0.0	0.0	0.0	0.0	0.0	0.0	0.0	0.0	0.0
Alberta Elec.Generation	0.0	0.0	0.0	0.0	0.0	0.0	0.0	0.0	0.0	0.0	0.0	0.0	0.0
Shrinkage													
Acid Gas	0.0	0.0	0.0	0.0	0.0	0.0	0.0	0.0	0.0	0.0	0.0	0.0	0.0
Other products	3.6	137.2	24.1	0.0	0.0	0.0	0.0	0.0	0.0	0.0	0.0	0.0	164.9
Fuel	0.0	0.0	0.0	0.0	0.0	0.0	0.0	0.0	0.0	0.0	0.0	0.0	0.0
Flared	0.0	0.0	0.0	0.0	0.0	0.0	0.0	0.0	0.0	0.0	0.0	0.0	0.0
Vented	0.0	0.0	0.0	0.0	0.0	0.0	0.0	0.0	0.0	0.0	0.0	0.0	0.0
Diff and Other	-3.6	-137.2	-24.1	0.0	0.0	0.0	0.0	0.0	0.0	0.0	0.0	0.0	-164.9
Process and Frac													
Pentanes Plus	14.9	600.8	105.1	0.0	0.0	0.0	0.0	0.0	0.0	0.0	0.0	0.0	720.8
Propane	0.0	0.0	0.0	0.0	0.0	0.0	0.0	0.0	0.0	0.0	0.0	0.0	0.0
Butanes	0.0	0.0	0.0	0.0	0.0	0.0	0.0	0.0	0.0	0.0	0.0	0.0	0.0
Ethane	0.0	0.0	0.0	0.0	0.0	0.0	0.0	0.0	0.0	0.0	0.0	0.0	0.0
NGL MIX	1.7	52.6	9.6	0.0	0.0	0.0	0.0	0.0	0.0	0.0	0.0	0.0	63.9
Sulphur	0.0	0.0	0.0	0.0	0.0	0.0	0.0	0.0	0.0	0.0	0.0	0.0	0.0
Sulphur Closing Inv	0.0	0.0	0.0	0.0	0.0	0.0	0.0	0.0	0.0	0.0	0.0	0.0	0.0

VPR6200

Facility ID ABGP0120344
Facility Licence # 43131

Facility Name 10-7 Gas Processing Plant
Facility Operator OG30 ARC

Production Month	202001	202002	202003	202004	202005	202006	202007	202008	202009	202010	202011	202012	Totals
Receipts													
Receipts from Alberta Facilities	29,169.8	29,214.5	29,156.7	24,086.0	24,121.8	0.0	0.0	0.0	0.0	0.0	0.0	0.0	135,748.8
Receipts from Non-Alberta Facilities	0.0	0.0	0.0	0.0	0.0	0.0	0.0	0.0	0.0	0.0	0.0	0.0	0.0
Dispositions													
Disposition													
Battery	288.5	222.9	248.9	203.9	209.5	0.0	0.0	0.0	0.0	0.0	0.0	0.0	1,173.7
Gas Gathering System	5,237.1	5,504.1	5,111.6	1,050.1	0.0	0.0	0.0	0.0	0.0	0.0	0.0	0.0	16,902.9
Gas Plant	0.0	0.0	0.0	0.0	0.0	0.0	0.0	0.0	0.0	0.0	0.0	0.0	0.0
Injection Facility	0.0	0.0	0.0	0.0	0.0	0.0	0.0	0.0	0.0	0.0	0.0	0.0	0.0
Meter Station	20,911.9	20,759.2	21,304.3	20,258.6	21,172.2	0.0	0.0	0.0	0.0	0.0	0.0	0.0	104,406.2
Other	0.0	0.0	0.0	0.0	0.0	0.0	0.0	0.0	0.0	0.0	0.0	0.0	0.0
Alberta Commercial	0.0	0.0	0.0	0.0	0.0	0.0	0.0	0.0	0.0	0.0	0.0	0.0	0.0
Alberta Industrial	0.0	0.0	0.0	0.0	0.0	0.0	0.0	0.0	0.0	0.0	0.0	0.0	0.0
Alberta Residential	0.0	0.0	0.0	0.0	0.0	0.0	0.0	0.0	0.0	0.0	0.0	0.0	0.0
Alberta Elec.Generation	0.0	0.0	0.0	0.0	0.0	0.0	0.0	0.0	0.0	0.0	0.0	0.0	0.0
Shrinkage													
Acid Gas	0.0	0.0	0.0	0.0	0.0	0.0	0.0	0.0	0.0	0.0	0.0	0.0	0.0
Other products	1,333.9	1,269.9	1,248.1	1,206.9	1,329.2	0.0	0.0	0.0	0.0	0.0	0.0	0.0	6,388.0
Fuel	1,192.6	1,187.7	1,326.4	1,086.1	1,116.3	0.0	0.0	0.0	0.0	0.0	0.0	0.0	5,909.1
Flared	84.2	52.4	138.1	63.0	20.3	0.0	0.0	0.0	0.0	0.0	0.0	0.0	358.0
Vented	0.3	0.3	0.3	0.3	0.3	0.0	0.0	0.0	0.0	0.0	0.0	0.0	1.5
Diff and Other	121.3	218.0	-221.0	217.1	274.0	0.0	0.0	0.0	0.0	0.0	0.0	0.0	609.4
Process and Frac													
Pentanes Plus	0.0	0.0	0.0	0.0	0.0	0.0	0.0	0.0	0.0	0.0	0.0	0.0	0.0
Propane	0.0	0.0	0.0	0.0	0.0	0.0	0.0	0.0	0.0	0.0	0.0	0.0	0.0
Butanes	0.0	0.0	0.0	0.0	0.0	0.0	0.0	0.0	0.0	0.0	0.0	0.0	0.0
Ethane	0.0	0.0	0.0	0.0	0.0	0.0	0.0	0.0	0.0	0.0	0.0	0.0	0.0
NGL MIX	5,352.7	5,093.1	5,002.9	4,854.1	5,369.4	0.0	0.0	0.0	0.0	0.0	0.0	0.0	25,672.2
Sulphur	0.0	0.0	0.0	0.0	0.0	0.0	0.0	0.0	0.0	0.0	0.0	0.0	0.0
Sulphur Closing Inv	0.0	0.0	0.0	0.0	0.0	0.0	0.0	0.0	0.0	0.0	0.0	0.0	0.0

Unit of Measurement: Gas and Gas equivalent products: 1000m3, Liquids: m3, Sulphur: MTS

VPR6200

Facility ID ABGP0121326
Facility Licence # 43928

Facility Name Open Range Ansell 12-31 Gas Plant
Facility Operator OYA2 PEYTO

Production Month	202001	202002	202003	202004	202005	202006	202007	202008	202009	202010	202011	202012	Totals
Receipts													
Receipts from Alberta Facilities	74,142.2	66,244.4	70,036.3	66,391.1	70,004.5	0.0	0.0	0.0	0.0	0.0	0.0	0.0	346,818.5
Receipts from Non-Alberta Facilities	0.0	0.0	0.0	0.0	0.0	0.0	0.0	0.0	0.0	0.0	0.0	0.0	0.0
Dispositions													
Disposition													
Battery	0.0	0.0	0.0	0.0	0.0	0.0	0.0	0.0	0.0	0.0	0.0	0.0	0.0
Gas Gathering System	0.0	0.0	0.0	0.0	0.0	0.0	0.0	0.0	0.0	0.0	0.0	0.0	0.0
Gas Plant	22.3	5.3	1.3	31.4	38.4	0.0	0.0	0.0	0.0	0.0	0.0	0.0	98.7
Injection Facility	0.0	0.0	0.0	0.0	0.0	0.0	0.0	0.0	0.0	0.0	0.0	0.0	0.0
Meter Station	70,083.2	62,812.6	66,393.2	62,833.0	66,612.9	0.0	0.0	0.0	0.0	0.0	0.0	0.0	328,734.9
Other	0.0	0.0	0.0	0.0	0.0	0.0	0.0	0.0	0.0	0.0	0.0	0.0	0.0
Alberta Commercial	0.0	0.0	0.0	0.0	0.0	0.0	0.0	0.0	0.0	0.0	0.0	0.0	0.0
Alberta Industrial	0.0	0.0	0.0	0.0	0.0	0.0	0.0	0.0	0.0	0.0	0.0	0.0	0.0
Alberta Residential	0.0	0.0	0.0	0.0	0.0	0.0	0.0	0.0	0.0	0.0	0.0	0.0	0.0
Alberta Elec.Generation	0.0	0.0	0.0	0.0	0.0	0.0	0.0	0.0	0.0	0.0	0.0	0.0	0.0
Shrinkage													
Acid Gas	0.0	0.0	0.0	0.0	0.0	0.0	0.0	0.0	0.0	0.0	0.0	0.0	0.0
Other products	2,284.6	2,053.2	2,108.6	1,981.7	1,946.4	0.0	0.0	0.0	0.0	0.0	0.0	0.0	10,374.5
Fuel	2,183.1	1,973.2	2,286.4	2,185.8	2,220.0	0.0	0.0	0.0	0.0	0.0	0.0	0.0	10,848.5
Flared	9.4	6.6	7.4	13.7	5.3	0.0	0.0	0.0	0.0	0.0	0.0	0.0	42.4
Vented	0.0	0.0	0.0	0.0	5.0	0.0	0.0	0.0	0.0	0.0	0.0	0.0	5.0
Diff and Other	-440.4	-606.5	-760.6	-654.5	-823.5	0.0	0.0	0.0	0.0	0.0	0.0	0.0	-3,285.5
Process and Frac													
Pentanes Plus	3,404.8	2,955.0	3,031.9	2,871.1	2,432.2	0.0	0.0	0.0	0.0	0.0	0.0	0.0	14,695.0
Propane	0.0	0.0	0.0	0.0	0.0	0.0	0.0	0.0	0.0	0.0	0.0	0.0	0.0
Butanes	0.0	0.0	0.0	0.0	0.0	0.0	0.0	0.0	0.0	0.0	0.0	0.0	0.0
Ethane	0.0	0.0	0.0	0.0	0.0	0.0	0.0	0.0	0.0	0.0	0.0	0.0	0.0
NGL MIX	6,560.9	5,986.2	6,151.9	5,762.3	6,022.0	0.0	0.0	0.0	0.0	0.0	0.0	0.0	30,483.3
Sulphur	0.0	0.0	0.0	0.0	0.0	0.0	0.0	0.0	0.0	0.0	0.0	0.0	0.0
Sulphur Closing Inv	0.0	0.0	0.0	0.0	0.0	0.0	0.0	0.0	0.0	0.0	0.0	0.0	0.0

Unit of Measurement: Gas and Gas equivalent products: 1000m3, Liquids: m3, Sulphur: MTS

VPR6200

Facility ID ABGP0126279
Facility Licence # 44432

Facility Name SATURN GAS PLANT
Facility Operator A5A3 PEMBINA GASSER

Production Month	202001	202002	202003	202004	202005	202006	202007	202008	202009	202010	202011	202012	Totals
Receipts													
Receipts from Alberta Facilities	152,370.1	162,130.7	162,442.2	153,718.2	149,196.0	0.0	0.0	0.0	0.0	0.0	0.0	0.0	779,857.2
Receipts from Non-Alberta Facilities	0.0	0.0	0.0	0.0	0.0	0.0	0.0	0.0	0.0	0.0	0.0	0.0	0.0
Dispositions													
Disposition													
Battery	0.0	0.0	0.0	0.0	0.0	0.0	0.0	0.0	0.0	0.0	0.0	0.0	0.0
Gas Gathering System	0.0	0.0	0.0	0.0	0.0	0.0	0.0	0.0	0.0	0.0	0.0	0.0	0.0
Gas Plant	0.0	0.0	0.0	0.0	0.0	0.0	0.0	0.0	0.0	0.0	0.0	0.0	0.0
Injection Facility	0.0	0.0	0.0	0.0	0.0	0.0	0.0	0.0	0.0	0.0	0.0	0.0	0.0
Meter Station	134,885.3	142,446.7	141,800.9	134,811.5	131,888.5	0.0	0.0	0.0	0.0	0.0	0.0	0.0	685,832.9
Other	0.0	0.0	0.0	0.0	0.0	0.0	0.0	0.0	0.0	0.0	0.0	0.0	0.0
Alberta Commercial	0.0	0.0	0.0	0.0	0.0	0.0	0.0	0.0	0.0	0.0	0.0	0.0	0.0
Alberta Industrial	0.0	0.0	0.0	0.0	0.0	0.0	0.0	0.0	0.0	0.0	0.0	0.0	0.0
Alberta Residential	0.0	0.0	0.0	0.0	0.0	0.0	0.0	0.0	0.0	0.0	0.0	0.0	0.0
Alberta Elec.Generation	0.0	0.0	0.0	0.0	0.0	0.0	0.0	0.0	0.0	0.0	0.0	0.0	0.0
Shrinkage													
Acid Gas	0.0	0.0	0.0	0.0	0.0	0.0	0.0	0.0	0.0	0.0	0.0	0.0	0.0
Other products	14,670.3	17,364.4	17,902.4	16,760.3	15,340.5	0.0	0.0	0.0	0.0	0.0	0.0	0.0	82,037.9
Fuel	2,815.4	2,865.9	2,725.4	2,511.3	2,337.7	0.0	0.0	0.0	0.0	0.0	0.0	0.0	13,255.7
Flared	207.0	237.5	101.4	118.7	118.2	0.0	0.0	0.0	0.0	0.0	0.0	0.0	782.8
Vented	0.3	0.0	0.0	0.0	0.0	0.0	0.0	0.0	0.0	0.0	0.0	0.0	0.3
Diff and Other	-208.2	-783.8	-87.9	-483.6	-488.9	0.0	0.0	0.0	0.0	0.0	0.0	0.0	-2,052.4
Process and Frac													
Pentanes Plus	0.0	0.0	0.0	0.0	0.0	0.0	0.0	0.0	0.0	0.0	0.0	0.0	0.0
Propane	0.0	0.0	0.0	0.0	0.0	0.0	0.0	0.0	0.0	0.0	0.0	0.0	0.0
Butanes	0.0	0.0	0.0	0.0	0.0	0.0	0.0	0.0	0.0	0.0	0.0	0.0	0.0
Ethane	0.0	0.0	0.0	0.0	0.0	0.0	0.0	0.0	0.0	0.0	0.0	0.0	0.0
NGL MIX	52,870.0	62,554.7	64,434.6	60,365.4	55,344.6	0.0	0.0	0.0	0.0	0.0	0.0	0.0	295,569.3
Sulphur	0.0	0.0	0.0	0.0	0.0	0.0	0.0	0.0	0.0	0.0	0.0	0.0	0.0
Sulphur Closing Inv	0.0	0.0	0.0	0.0	0.0	0.0	0.0	0.0	0.0	0.0	0.0	0.0	0.0

Unit of Measurement: Gas and Gas equivalent products: 1000m3, Liquids: m3, Sulphur: MTS

VPR6200

Facility ID ABGP0127090

Facility Name RAMPARTS 05-17-57-21W4 GP

Facility Licence # 34327

Facility Operator A517 LONG RUN

Production Month	202001	202002	202003	202004	202005	202006	202007	202008	202009	202010	202011	202012	Totals
Receipts													
Receipts from Alberta Facilities	1,359.4	1,328.7	1,339.6	1,327.7	1,394.9	0.0	0.0	0.0	0.0	0.0	0.0	0.0	6,750.3
Receipts from Non-Alberta Facilities	0.0	0.0	0.0	0.0	0.0	0.0	0.0	0.0	0.0	0.0	0.0	0.0	0.0
Dispositions													
Disposition													
Battery	0.0	0.0	0.0	0.0	0.0	0.0	0.0	0.0	0.0	0.0	0.0	0.0	0.0
Gas Gathering System	119.1	107.9	108.6	100.8	101.0	0.0	0.0	0.0	0.0	0.0	0.0	0.0	537.4
Gas Plant	0.0	0.0	0.0	0.0	0.0	0.0	0.0	0.0	0.0	0.0	0.0	0.0	0.0
Injection Facility	0.0	0.0	0.0	0.0	0.0	0.0	0.0	0.0	0.0	0.0	0.0	0.0	0.0
Meter Station	1,186.3	1,204.2	1,218.5	1,150.6	1,255.6	0.0	0.0	0.0	0.0	0.0	0.0	0.0	6,015.2
Other	0.0	0.0	0.0	0.0	0.0	0.0	0.0	0.0	0.0	0.0	0.0	0.0	0.0
Alberta Commercial	0.0	0.0	0.0	0.0	0.0	0.0	0.0	0.0	0.0	0.0	0.0	0.0	0.0
Alberta Industrial	0.0	0.0	0.0	0.0	0.0	0.0	0.0	0.0	0.0	0.0	0.0	0.0	0.0
Alberta Residential	0.0	0.0	0.0	0.0	0.0	0.0	0.0	0.0	0.0	0.0	0.0	0.0	0.0
Alberta Elec.Generation	0.0	0.0	0.0	0.0	0.0	0.0	0.0	0.0	0.0	0.0	0.0	0.0	0.0
Shrinkage													
Acid Gas	0.0	0.0	0.0	0.0	0.0	0.0	0.0	0.0	0.0	0.0	0.0	0.0	0.0
Other products	20.2	20.9	22.1	21.8	22.1	0.0	0.0	0.0	0.0	0.0	0.0	0.0	107.1
Fuel	6.9	6.4	6.9	6.7	6.9	0.0	0.0	0.0	0.0	0.0	0.0	0.0	33.8
Flared	0.0	0.0	0.0	0.0	0.0	0.0	0.0	0.0	0.0	0.0	0.0	0.0	0.0
Vented	0.8	0.7	0.9	0.8	0.8	0.0	0.0	0.0	0.0	0.0	0.0	0.0	4.0
Diff and Other	26.1	-11.4	-17.4	47.0	8.5	0.0	0.0	0.0	0.0	0.0	0.0	0.0	52.8
Process and Frac													
Pentanes Plus	0.0	0.0	0.0	0.0	0.0	0.0	0.0	0.0	0.0	0.0	0.0	0.0	0.0
Propane	0.0	0.0	0.0	0.0	0.0	0.0	0.0	0.0	0.0	0.0	0.0	0.0	0.0
Butanes	0.0	0.0	0.0	0.0	0.0	0.0	0.0	0.0	0.0	0.0	0.0	0.0	0.0
Ethane	0.0	0.0	0.0	0.0	0.0	0.0	0.0	0.0	0.0	0.0	0.0	0.0	0.0
NGL MIX	89.9	92.7	98.6	96.5	98.0	0.0	0.0	0.0	0.0	0.0	0.0	0.0	475.7
Sulphur	0.0	0.0	0.0	0.0	0.0	0.0	0.0	0.0	0.0	0.0	0.0	0.0	0.0
Sulphur Closing Inv	0.0	0.0	0.0	0.0	0.0	0.0	0.0	0.0	0.0	0.0	0.0	0.0	0.0

Unit of Measurement: Gas and Gas equivalent products: 1000m3, Liquids: m3, Sulphur: MTS

VPR6200
Facility ID ABGP0128196
Facility Licence # 17774

Facility Name HARO #1
Facility Operator A7AZ

Production Month	202001	202002	202003	202004	202005	202006	202007	202008	202009	202010	202011	202012	Totals
Receipts													
Receipts from Alberta Facilities	0.0	0.0	0.0	0.0	0.0	0.0	0.0	0.0	0.0	0.0	0.0	0.0	0.0
Receipts from Non-Alberta Facilities	0.0	0.0	0.0	0.0	0.0	0.0	0.0	0.0	0.0	0.0	0.0	0.0	0.0
Dispositions													
Disposition													
Battery	0.0	0.0	0.0	0.0	0.0	0.0	0.0	0.0	0.0	0.0	0.0	0.0	0.0
Gas Gathering System	0.0	0.0	0.0	0.0	0.0	0.0	0.0	0.0	0.0	0.0	0.0	0.0	0.0
Gas Plant	0.0	0.0	0.0	0.0	0.0	0.0	0.0	0.0	0.0	0.0	0.0	0.0	0.0
Injection Facility	0.0	0.0	0.0	0.0	0.0	0.0	0.0	0.0	0.0	0.0	0.0	0.0	0.0
Meter Station	0.0	0.0	0.0	0.0	0.0	0.0	0.0	0.0	0.0	0.0	0.0	0.0	0.0
Other	0.0	0.0	0.0	0.0	0.0	0.0	0.0	0.0	0.0	0.0	0.0	0.0	0.0
Alberta Commercial	0.0	0.0	0.0	0.0	0.0	0.0	0.0	0.0	0.0	0.0	0.0	0.0	0.0
Alberta Industrial	0.0	0.0	0.0	0.0	0.0	0.0	0.0	0.0	0.0	0.0	0.0	0.0	0.0
Alberta Residential	0.0	0.0	0.0	0.0	0.0	0.0	0.0	0.0	0.0	0.0	0.0	0.0	0.0
Alberta Elec.Generation	0.0	0.0	0.0	0.0	0.0	0.0	0.0	0.0	0.0	0.0	0.0	0.0	0.0
Shrinkage													
Acid Gas	0.0	0.0	0.0	0.0	0.0	0.0	0.0	0.0	0.0	0.0	0.0	0.0	0.0
Other products	0.0	0.0	0.0	0.0	0.0	0.0	0.0	0.0	0.0	0.0	0.0	0.0	0.0
Fuel	0.0	0.0	0.0	0.0	0.0	0.0	0.0	0.0	0.0	0.0	0.0	0.0	0.0
Flared	0.0	0.0	0.0	0.0	0.0	0.0	0.0	0.0	0.0	0.0	0.0	0.0	0.0
Vented	0.0	0.0	0.0	0.0	0.0	0.0	0.0	0.0	0.0	0.0	0.0	0.0	0.0
Diff and Other	0.0	0.0	0.0	0.0	0.0	0.0	0.0	0.0	0.0	0.0	0.0	0.0	0.0
Process and Frac													
Pentanes Plus	0.0	0.0	0.0	0.0	0.0	0.0	0.0	0.0	0.0	0.0	0.0	0.0	0.0
Propane	0.0	0.0	0.0	0.0	0.0	0.0	0.0	0.0	0.0	0.0	0.0	0.0	0.0
Butanes	0.0	0.0	0.0	0.0	0.0	0.0	0.0	0.0	0.0	0.0	0.0	0.0	0.0
Ethane	0.0	0.0	0.0	0.0	0.0	0.0	0.0	0.0	0.0	0.0	0.0	0.0	0.0
NGL MIX	0.0	0.0	0.0	0.0	0.0	0.0	0.0	0.0	0.0	0.0	0.0	0.0	0.0
Sulphur	0.0	0.0	0.0	0.0	0.0	0.0	0.0	0.0	0.0	0.0	0.0	0.0	0.0
Sulphur Closing Inv	0.0	0.0	0.0	0.0	0.0	0.0	0.0	0.0	0.0	0.0	0.0	0.0	0.0

Unit of Measurement: Gas and Gas equivalent products: 1000m3, Liquids: m3, Sulphur: MTS

VPR6200

Facility ID ABGP0128197

Facility Name HARO #3

Facility Licence # 22065

Facility Operator A7AZ

Production Month	202001	202002	202003	202004	202005	202006	202007	202008	202009	202010	202011	202012	Totals
	SHUTIN	SHUTIN	SHUTIN	SHUTIN	SHUTIN								
Receipts													
Receipts from Alberta Facilities	0.0	0.0	0.0	0.0	0.0	0.0	0.0	0.0	0.0	0.0	0.0	0.0	0.0
Receipts from Non-Alberta Facilities	0.0	0.0	0.0	0.0	0.0	0.0	0.0	0.0	0.0	0.0	0.0	0.0	0.0
Dispositions													
Disposition													
Battery	0.0	0.0	0.0	0.0	0.0	0.0	0.0	0.0	0.0	0.0	0.0	0.0	0.0
Gas Gathering System	0.0	0.0	0.0	0.0	0.0	0.0	0.0	0.0	0.0	0.0	0.0	0.0	0.0
Gas Plant	0.0	0.0	0.0	0.0	0.0	0.0	0.0	0.0	0.0	0.0	0.0	0.0	0.0
Injection Facility	0.0	0.0	0.0	0.0	0.0	0.0	0.0	0.0	0.0	0.0	0.0	0.0	0.0
Meter Station	0.0	0.0	0.0	0.0	0.0	0.0	0.0	0.0	0.0	0.0	0.0	0.0	0.0
Other	0.0	0.0	0.0	0.0	0.0	0.0	0.0	0.0	0.0	0.0	0.0	0.0	0.0
Alberta Commercial	0.0	0.0	0.0	0.0	0.0	0.0	0.0	0.0	0.0	0.0	0.0	0.0	0.0
Alberta Industrial	0.0	0.0	0.0	0.0	0.0	0.0	0.0	0.0	0.0	0.0	0.0	0.0	0.0
Alberta Residential	0.0	0.0	0.0	0.0	0.0	0.0	0.0	0.0	0.0	0.0	0.0	0.0	0.0
Alberta Elec.Generation	0.0	0.0	0.0	0.0	0.0	0.0	0.0	0.0	0.0	0.0	0.0	0.0	0.0
Shrinkage													
Acid Gas	0.0	0.0	0.0	0.0	0.0	0.0	0.0	0.0	0.0	0.0	0.0	0.0	0.0
Other products	0.0	0.0	0.0	0.0	0.0	0.0	0.0	0.0	0.0	0.0	0.0	0.0	0.0
Fuel	0.0	0.0	0.0	0.0	0.0	0.0	0.0	0.0	0.0	0.0	0.0	0.0	0.0
Flared	0.0	0.0	0.0	0.0	0.0	0.0	0.0	0.0	0.0	0.0	0.0	0.0	0.0
Vented	0.0	0.0	0.0	0.0	0.0	0.0	0.0	0.0	0.0	0.0	0.0	0.0	0.0
Diff and Other	0.0	0.0	0.0	0.0	0.0	0.0	0.0	0.0	0.0	0.0	0.0	0.0	0.0
Process and Frac													
Pentanes Plus	0.0	0.0	0.0	0.0	0.0	0.0	0.0	0.0	0.0	0.0	0.0	0.0	0.0
Propane	0.0	0.0	0.0	0.0	0.0	0.0	0.0	0.0	0.0	0.0	0.0	0.0	0.0
Butanes	0.0	0.0	0.0	0.0	0.0	0.0	0.0	0.0	0.0	0.0	0.0	0.0	0.0
Ethane	0.0	0.0	0.0	0.0	0.0	0.0	0.0	0.0	0.0	0.0	0.0	0.0	0.0
NGL MIX	0.0	0.0	0.0	0.0	0.0	0.0	0.0	0.0	0.0	0.0	0.0	0.0	0.0
Sulphur	0.0	0.0	0.0	0.0	0.0	0.0	0.0	0.0	0.0	0.0	0.0	0.0	0.0
Sulphur Closing Inv	0.0	0.0	0.0	0.0	0.0	0.0	0.0	0.0	0.0	0.0	0.0	0.0	0.0

VPR6200

Facility ID ABGP0129178
Facility Licence # 46233

Facility Name PEYTO BRAZEAU 06-12-044-13W5 GAS
Facility Operator OYA2 PEYTO

Production Month	202001	202002	202003	202004	202005	202006	202007	202008	202009	202010	202011	202012	Totals
Receipts													
Receipts from Alberta Facilities	51,722.6	52,657.1	62,137.3	62,143.5	64,936.4	0.0	0.0	0.0	0.0	0.0	0.0	0.0	293,596.9
Receipts from Non-Alberta Facilities	0.0	0.0	0.0	0.0	0.0	0.0	0.0	0.0	0.0	0.0	0.0	0.0	0.0
Dispositions													
Disposition													
Battery	0.0	0.0	0.0	0.0	0.0	0.0	0.0	0.0	0.0	0.0	0.0	0.0	0.0
Gas Gathering System	0.0	0.0	0.0	0.0	0.0	0.0	0.0	0.0	0.0	0.0	0.0	0.0	0.0
Gas Plant	0.0	0.0	0.0	0.0	0.0	0.0	0.0	0.0	0.0	0.0	0.0	0.0	0.0
Injection Facility	0.0	0.0	0.0	0.0	0.0	0.0	0.0	0.0	0.0	0.0	0.0	0.0	0.0
Meter Station	49,331.0	50,161.6	59,297.8	59,218.6	61,975.4	0.0	0.0	0.0	0.0	0.0	0.0	0.0	279,984.4
Other	0.0	0.0	0.0	0.0	0.0	0.0	0.0	0.0	0.0	0.0	0.0	0.0	0.0
Alberta Commercial	0.0	0.0	0.0	0.0	0.0	0.0	0.0	0.0	0.0	0.0	0.0	0.0	0.0
Alberta Industrial	0.0	0.0	0.0	0.0	0.0	0.0	0.0	0.0	0.0	0.0	0.0	0.0	0.0
Alberta Residential	10.3	8.5	10.0	10.1	11.2	0.0	0.0	0.0	0.0	0.0	0.0	0.0	50.1
Alberta Elec.Generation	0.0	0.0	0.0	0.0	0.0	0.0	0.0	0.0	0.0	0.0	0.0	0.0	0.0
Shrinkage													
Acid Gas	0.0	0.0	0.0	0.0	0.0	0.0	0.0	0.0	0.0	0.0	0.0	0.0	0.0
Other products	1,089.0	1,254.3	1,632.4	1,777.7	1,919.3	0.0	0.0	0.0	0.0	0.0	0.0	0.0	7,672.7
Fuel	1,707.3	1,755.9	2,096.3	2,096.3	2,153.6	0.0	0.0	0.0	0.0	0.0	0.0	0.0	9,809.4
Flared	17.4	16.6	17.9	17.7	18.1	0.0	0.0	0.0	0.0	0.0	0.0	0.0	87.7
Vented	0.0	0.0	0.0	0.0	7.4	0.0	0.0	0.0	0.0	0.0	0.0	0.0	7.4
Diff and Other	-432.4	-539.8	-917.1	-976.9	-1,148.6	0.0	0.0	0.0	0.0	0.0	0.0	0.0	-4,014.8
Process and Frac													
Pentanes Plus	1,676.0	2,061.0	2,827.6	3,951.7	4,321.0	0.0	0.0	0.0	0.0	0.0	0.0	0.0	14,837.3
Propane	0.0	0.0	0.0	0.0	0.0	0.0	0.0	0.0	0.0	0.0	0.0	0.0	0.0
Butanes	0.0	0.0	0.0	0.0	0.0	0.0	0.0	0.0	0.0	0.0	0.0	0.0	0.0
Ethane	0.0	0.0	0.0	0.0	0.0	0.0	0.0	0.0	0.0	0.0	0.0	0.0	0.0
NGL MIX	3,101.0	3,469.5	4,374.1	4,064.6	4,368.5	0.0	0.0	0.0	0.0	0.0	0.0	0.0	19,377.7
Sulphur	0.0	0.0	0.0	0.0	0.0	0.0	0.0	0.0	0.0	0.0	0.0	0.0	0.0
Sulphur Closing Inv	0.0	0.0	0.0	0.0	0.0	0.0	0.0	0.0	0.0	0.0	0.0	0.0	0.0

Unit of Measurement: Gas and Gas equivalent products: 1000m3, Liquids: m3, Sulphur: MTS

VPR6200

Facility ID ABGP0129179
Facility Licence # 46183

Facility Name PEYTO OLDMAN NORTH 3/14-17-55-21W5GP
Facility Operator OYA2 PEYTO

Production Month	202001	202002	202003	202004	202005	202006	202007	202008	202009	202010	202011	202012	Totals
Receipts													
Receipts from Alberta Facilities	57,322.1	54,378.1	58,631.7	56,823.4	56,252.2	0.0	0.0	0.0	0.0	0.0	0.0	0.0	283,407.5
Receipts from Non-Alberta Facilities	0.0	0.0	0.0	0.0	0.0	0.0	0.0	0.0	0.0	0.0	0.0	0.0	0.0
Dispositions													
Disposition													
Battery	0.0	0.0	0.0	0.0	0.0	0.0	0.0	0.0	0.0	0.0	0.0	0.0	0.0
Gas Gathering System	0.0	0.0	0.0	0.0	0.0	0.0	0.0	0.0	0.0	0.0	0.0	0.0	0.0
Gas Plant	0.0	0.0	0.0	0.0	0.0	0.0	0.0	0.0	0.0	0.0	0.0	0.0	0.0
Injection Facility	0.0	0.0	0.0	0.0	0.0	0.0	0.0	0.0	0.0	0.0	0.0	0.0	0.0
Meter Station	55,039.2	51,752.7	56,242.6	54,391.8	53,866.5	0.0	0.0	0.0	0.0	0.0	0.0	0.0	271,292.8
Other	0.0	0.0	0.0	0.0	0.0	0.0	0.0	0.0	0.0	0.0	0.0	0.0	0.0
Alberta Commercial	0.0	0.0	0.0	0.0	0.0	0.0	0.0	0.0	0.0	0.0	0.0	0.0	0.0
Alberta Industrial	0.0	0.0	0.0	0.0	0.0	0.0	0.0	0.0	0.0	0.0	0.0	0.0	0.0
Alberta Residential	0.0	0.0	0.0	0.0	0.0	0.0	0.0	0.0	0.0	0.0	0.0	0.0	0.0
Alberta Elec.Generation	0.0	0.0	0.0	0.0	0.0	0.0	0.0	0.0	0.0	0.0	0.0	0.0	0.0
Shrinkage													
Acid Gas	0.0	0.0	0.0	0.0	0.0	0.0	0.0	0.0	0.0	0.0	0.0	0.0	0.0
Other products	1,361.2	1,362.4	1,467.4	1,496.6	1,581.4	0.0	0.0	0.0	0.0	0.0	0.0	0.0	7,269.0
Fuel	1,765.5	1,785.6	1,683.3	1,544.8	1,596.2	0.0	0.0	0.0	0.0	0.0	0.0	0.0	8,375.4
Flared	1.8	0.5	1.4	0.7	1.4	0.0	0.0	0.0	0.0	0.0	0.0	0.0	5.8
Vented	0.0	0.0	0.0	0.0	6.6	0.0	0.0	0.0	0.0	0.0	0.0	0.0	6.6
Diff and Other	-845.6	-523.1	-763.0	-610.5	-799.9	0.0	0.0	0.0	0.0	0.0	0.0	0.0	-3,542.1
Process and Frac													
Pentanes Plus	2,240.3	2,504.8	2,488.4	2,539.7	2,546.7	0.0	0.0	0.0	0.0	0.0	0.0	0.0	12,319.9
Propane	0.0	0.0	0.0	0.0	0.0	0.0	0.0	0.0	0.0	0.0	0.0	0.0	0.0
Butanes	0.0	0.0	0.0	0.0	0.0	0.0	0.0	0.0	0.0	0.0	0.0	0.0	0.0
Ethane	0.0	0.0	0.0	0.0	0.0	0.0	0.0	0.0	0.0	0.0	0.0	0.0	0.0
NGL MIX	3,800.8	3,555.8	4,013.1	4,051.7	4,418.8	0.0	0.0	0.0	0.0	0.0	0.0	0.0	19,840.2
Sulphur	0.0	0.0	0.0	0.0	0.0	0.0	0.0	0.0	0.0	0.0	0.0	0.0	0.0
Sulphur Closing Inv	0.0	0.0	0.0	0.0	0.0	0.0	0.0	0.0	0.0	0.0	0.0	0.0	0.0

Unit of Measurement: Gas and Gas equivalent products: 1000m3, Liquids: m3, Sulphur: MTS

VPR6200

Facility ID ABGP0129279

Facility Name ANSELL 01-34 GAS PLANT

Facility Licence # 44235

Facility Operator A573 TOURMALINE

Production Month	202001	202002	202003	202004	202005	202006	202007	202008	202009	202010	202011	202012	Totals
Receipts													
Receipts from Alberta Facilities	42,073.6	41,415.1	42,059.7	40,518.7	35,519.0	0.0	0.0	0.0	0.0	0.0	0.0	0.0	201,586.1
Receipts from Non-Alberta Facilities	0.0	0.0	0.0	0.0	0.0	0.0	0.0	0.0	0.0	0.0	0.0	0.0	0.0
Dispositions													
Disposition													
Battery	0.0	0.0	0.0	0.0	0.0	0.0	0.0	0.0	0.0	0.0	0.0	0.0	0.0
Gas Gathering System	0.0	0.0	0.0	0.0	0.0	0.0	0.0	0.0	0.0	0.0	0.0	0.0	0.0
Gas Plant	0.0	0.0	0.0	0.0	0.0	0.0	0.0	0.0	0.0	0.0	0.0	0.0	0.0
Injection Facility	0.0	0.0	0.0	0.0	0.0	0.0	0.0	0.0	0.0	0.0	0.0	0.0	0.0
Meter Station	41,013.8	40,337.1	41,040.4	39,577.4	34,366.1	0.0	0.0	0.0	0.0	0.0	0.0	0.0	196,334.8
Other	0.0	0.0	0.0	0.0	0.0	0.0	0.0	0.0	0.0	0.0	0.0	0.0	0.0
Alberta Commercial	0.0	0.0	0.0	0.0	0.0	0.0	0.0	0.0	0.0	0.0	0.0	0.0	0.0
Alberta Industrial	0.0	0.0	0.0	0.0	0.0	0.0	0.0	0.0	0.0	0.0	0.0	0.0	0.0
Alberta Residential	0.0	0.0	0.0	0.0	0.0	0.0	0.0	0.0	0.0	0.0	0.0	0.0	0.0
Alberta Elec.Generation	0.0	0.0	0.0	0.0	0.0	0.0	0.0	0.0	0.0	0.0	0.0	0.0	0.0
Shrinkage													
Acid Gas	0.0	0.0	0.0	0.0	0.0	0.0	0.0	0.0	0.0	0.0	0.0	0.0	0.0
Other products	292.5	313.4	284.2	329.1	310.6	0.0	0.0	0.0	0.0	0.0	0.0	0.0	1,529.8
Fuel	950.2	918.9	948.7	924.1	964.4	0.0	0.0	0.0	0.0	0.0	0.0	0.0	4,706.3
Flared	0.8	0.7	0.5	1.3	0.0	0.0	0.0	0.0	0.0	0.0	0.0	0.0	3.3
Vented	0.0	0.0	0.0	0.3	0.6	0.0	0.0	0.0	0.0	0.0	0.0	0.0	0.9
Diff and Other	-183.7	-155.0	-214.1	-313.5	-122.7	0.0	0.0	0.0	0.0	0.0	0.0	0.0	-989.0
Process and Frac													
Pentanes Plus	646.2	715.6	654.0	739.9	609.6	0.0	0.0	0.0	0.0	0.0	0.0	0.0	3,365.3
Propane	0.0	0.0	0.0	0.0	0.0	0.0	0.0	0.0	0.0	0.0	0.0	0.0	0.0
Butanes	0.0	0.0	0.0	0.0	0.0	0.0	0.0	0.0	0.0	0.0	0.0	0.0	0.0
Ethane	0.0	0.0	0.0	0.0	0.0	0.0	0.0	0.0	0.0	0.0	0.0	0.0	0.0
NGL MIX	697.3	726.6	652.1	782.2	810.2	0.0	0.0	0.0	0.0	0.0	0.0	0.0	3,668.4
Sulphur	0.0	0.0	0.0	0.0	0.0	0.0	0.0	0.0	0.0	0.0	0.0	0.0	0.0
Sulphur Closing Inv	0.0	0.0	0.0	0.0	0.0	0.0	0.0	0.0	0.0	0.0	0.0	0.0	0.0

Unit of Measurement: Gas and Gas equivalent products: 1000m3, Liquids: m3, Sulphur: MTS

VPR6200

Facility ID ABGP0131712
Facility Licence # 12450

Facility Name Iberdrola 15-27 Gas Plant
Facility Operator OC6G IBERDROLA

Production Month	202001	202002	202003	202004	202005	202006	202007	202008	202009	202010	202011	202012	Totals
Receipts													
Receipts from Alberta Facilities	161,115.9	81,688.2	84,082.5	30,836.1	0.0	0.0	0.0	0.0	0.0	0.0	0.0	0.0	357,722.7
Receipts from Non-Alberta Facilities	0.0	0.0	0.0	0.0	0.0	0.0	0.0	0.0	0.0	0.0	0.0	0.0	0.0
Dispositions													
Disposition													
Battery	0.0	0.0	0.0	0.0	0.0	0.0	0.0	0.0	0.0	0.0	0.0	0.0	0.0
Gas Gathering System	0.0	0.0	0.0	0.0	0.0	0.0	0.0	0.0	0.0	0.0	0.0	0.0	0.0
Gas Plant	0.0	0.0	0.0	0.0	0.0	0.0	0.0	0.0	0.0	0.0	0.0	0.0	0.0
Injection Facility	0.0	0.0	0.0	0.0	0.0	0.0	0.0	0.0	0.0	0.0	0.0	0.0	0.0
Meter Station	160,745.6	81,285.8	83,578.2	30,566.6	0.0	0.0	0.0	0.0	0.0	0.0	0.0	0.0	356,176.2
Other	0.0	0.0	0.0	0.0	0.0	0.0	0.0	0.0	0.0	0.0	0.0	0.0	0.0
Alberta Commercial	0.0	0.0	0.0	0.0	0.0	0.0	0.0	0.0	0.0	0.0	0.0	0.0	0.0
Alberta Industrial	0.0	0.0	0.0	0.0	0.0	0.0	0.0	0.0	0.0	0.0	0.0	0.0	0.0
Alberta Residential	0.0	0.0	0.0	0.0	0.0	0.0	0.0	0.0	0.0	0.0	0.0	0.0	0.0
Alberta Elec.Generation	0.0	0.0	0.0	0.0	0.0	0.0	0.0	0.0	0.0	0.0	0.0	0.0	0.0
Shrinkage													
Acid Gas	0.0	0.0	0.0	0.0	0.0	0.0	0.0	0.0	0.0	0.0	0.0	0.0	0.0
Other products	153.8	127.6	88.8	19.5	0.0	0.0	0.0	0.0	0.0	0.0	0.0	0.0	389.7
Fuel	320.5	360.5	459.7	226.8	0.0	0.0	0.0	0.0	0.0	0.0	0.0	0.0	1,367.5
Flared	48.1	41.0	43.8	41.9	0.0	0.0	0.0	0.0	0.0	0.0	0.0	0.0	174.8
Vented	1.7	0.9	0.8	0.8	0.0	0.0	0.0	0.0	0.0	0.0	0.0	0.0	4.2
Diff and Other	-153.8	-127.6	-88.8	-19.5	0.0	0.0	0.0	0.0	0.0	0.0	0.0	0.0	-389.7
Process and Frac													
Pentanes Plus	744.3	617.3	429.6	94.4	0.0	0.0	0.0	0.0	0.0	0.0	0.0	0.0	1,885.6
Propane	0.0	0.0	0.0	0.0	0.0	0.0	0.0	0.0	0.0	0.0	0.0	0.0	0.0
Butanes	0.0	0.0	0.0	0.0	0.0	0.0	0.0	0.0	0.0	0.0	0.0	0.0	0.0
Ethane	0.0	0.0	0.0	0.0	0.0	0.0	0.0	0.0	0.0	0.0	0.0	0.0	0.0
NGL MIX	0.0	0.0	0.0	0.0	0.0	0.0	0.0	0.0	0.0	0.0	0.0	0.0	0.0
Sulphur	0.0	0.0	0.0	0.0	0.0	0.0	0.0	0.0	0.0	0.0	0.0	0.0	0.0
Sulphur Closing Inv	0.0	0.0	0.0	0.0	0.0	0.0	0.0	0.0	0.0	0.0	0.0	0.0	0.0

Unit of Measurement: Gas and Gas equivalent products: 1000m3, Liquids: m3, Sulphur: MTS

VPR6200

Facility ID ABGP0132407
Facility Licence # 44202

Facility Name Kaybob 5-31 Gas Plant
Facility Operator 0026 OVV

Production Month	202001	202002	202003	202004	202005	202006	202007	202008	202009	202010	202011	202012	Totals
Receipts													
Receipts from Alberta Facilities	24,448.1	24,061.8	24,512.7	20,213.0	20,070.7	0.0	0.0	0.0	0.0	0.0	0.0	0.0	113,306.3
Receipts from Non-Alberta Facilities	0.0	0.0	0.0	0.0	0.0	0.0	0.0	0.0	0.0	0.0	0.0	0.0	0.0
Dispositions													
Disposition													
Battery	0.0	0.0	0.0	0.0	0.0	0.0	0.0	0.0	0.0	0.0	0.0	0.0	0.0
Gas Gathering System	0.0	0.0	0.0	0.0	0.0	0.0	0.0	0.0	0.0	0.0	0.0	0.0	0.0
Gas Plant	0.0	0.0	0.0	0.0	0.0	0.0	0.0	0.0	0.0	0.0	0.0	0.0	0.0
Injection Facility	0.0	0.0	0.0	0.0	0.0	0.0	0.0	0.0	0.0	0.0	0.0	0.0	0.0
Meter Station	21,136.0	21,059.0	21,422.0	17,886.0	17,403.0	0.0	0.0	0.0	0.0	0.0	0.0	0.0	98,906.0
Other	0.0	0.0	0.0	0.0	0.0	0.0	0.0	0.0	0.0	0.0	0.0	0.0	0.0
Alberta Commercial	0.0	0.0	0.0	0.0	0.0	0.0	0.0	0.0	0.0	0.0	0.0	0.0	0.0
Alberta Industrial	0.0	0.0	0.0	0.0	0.0	0.0	0.0	0.0	0.0	0.0	0.0	0.0	0.0
Alberta Residential	0.0	0.0	0.0	0.0	0.0	0.0	0.0	0.0	0.0	0.0	0.0	0.0	0.0
Alberta Elec.Generation	0.0	0.0	0.0	0.0	0.0	0.0	0.0	0.0	0.0	0.0	0.0	0.0	0.0
Shrinkage													
Acid Gas	0.0	0.0	0.0	0.0	0.0	0.0	0.0	0.0	0.0	0.0	0.0	0.0	0.0
Other products	2,044.4	1,866.6	1,830.1	1,535.9	1,503.1	0.0	0.0	0.0	0.0	0.0	0.0	0.0	8,780.1
Fuel	523.0	598.9	615.3	578.1	576.3	0.0	0.0	0.0	0.0	0.0	0.0	0.0	2,891.6
Flared	104.3	39.7	39.9	39.5	49.6	0.0	0.0	0.0	0.0	0.0	0.0	0.0	273.0
Vented	15.0	15.3	0.7	15.8	16.2	0.0	0.0	0.0	0.0	0.0	0.0	0.0	63.0
Diff and Other	625.4	482.3	604.7	157.7	522.5	0.0	0.0	0.0	0.0	0.0	0.0	0.0	2,392.6
Process and Frac													
Pentanes Plus	6,732.1	6,146.6	5,940.7	5,265.8	5,470.8	0.0	0.0	0.0	0.0	0.0	0.0	0.0	29,556.0
Propane	0.0	0.0	0.0	0.0	0.0	0.0	0.0	0.0	0.0	0.0	0.0	0.0	0.0
Butanes	0.0	0.0	0.0	0.0	0.0	0.0	0.0	0.0	0.0	0.0	0.0	0.0	0.0
Ethane	0.0	0.0	0.0	0.0	0.0	0.0	0.0	0.0	0.0	0.0	0.0	0.0	0.0
NGL MIX	2,713.4	2,504.6	2,532.5	1,914.0	1,632.2	0.0	0.0	0.0	0.0	0.0	0.0	0.0	11,296.7
Sulphur	0.0	0.0	0.0	0.0	0.0	0.0	0.0	0.0	0.0	0.0	0.0	0.0	0.0
Sulphur Closing Inv	0.0	0.0	0.0	0.0	0.0	0.0	0.0	0.0	0.0	0.0	0.0	0.0	0.0

Unit of Measurement: Gas and Gas equivalent products: 1000m3, Liquids: m3, Sulphur: MTS

VPR6200

Facility ID ABGP0133259

Facility Name ECA Kaybob 15-31 Gas Plant

Facility Licence # 46666

Facility Operator 0026 OVV

Production Month	202001	202002	202003	202004	202005	202006	202007	202008	202009	202010	202011	202012	Totals
Receipts													
Receipts from Alberta Facilities	51,643.9	49,871.5	50,737.5	50,024.2	55,725.3	0.0	0.0	0.0	0.0	0.0	0.0	0.0	258,002.4
Receipts from Non-Alberta Facilities	0.0	0.0	0.0	0.0	0.0	0.0	0.0	0.0	0.0	0.0	0.0	0.0	0.0
Dispositions													
Disposition Battery	15,643.6	18,627.6	19,200.4	18,018.6	21,276.3	0.0	0.0	0.0	0.0	0.0	0.0	0.0	92,766.5
Gas Gathering System	0.0	0.0	0.0	0.0	0.0	0.0	0.0	0.0	0.0	0.0	0.0	0.0	0.0
Gas Plant	0.0	0.0	0.0	0.0	0.0	0.0	0.0	0.0	0.0	0.0	0.0	0.0	0.0
Injection Facility	0.0	0.0	0.0	0.0	0.0	0.0	0.0	0.0	0.0	0.0	0.0	0.0	0.0
Meter Station	26,666.0	23,811.0	23,131.0	26,389.0	28,105.0	0.0	0.0	0.0	0.0	0.0	0.0	0.0	128,102.0
Other	0.0	0.0	0.0	0.0	0.0	0.0	0.0	0.0	0.0	0.0	0.0	0.0	0.0
Alberta Commercial	0.0	0.0	0.0	0.0	0.0	0.0	0.0	0.0	0.0	0.0	0.0	0.0	0.0
Alberta Industrial	0.0	0.0	0.0	0.0	0.0	0.0	0.0	0.0	0.0	0.0	0.0	0.0	0.0
Alberta Residential	0.0	0.0	0.0	0.0	0.0	0.0	0.0	0.0	0.0	0.0	0.0	0.0	0.0
Alberta Elec.Generation	0.0	0.0	0.0	0.0	0.0	0.0	0.0	0.0	0.0	0.0	0.0	0.0	0.0
Shrinkage Acid Gas	0.0	0.0	0.0	0.0	0.0	0.0	0.0	0.0	0.0	0.0	0.0	0.0	0.0
Other products	8,094.5	7,978.2	7,760.9	7,282.1	7,107.6	0.0	0.0	0.0	0.0	0.0	0.0	0.0	38,223.3
Fuel	1,584.3	621.5	1,714.4	1,495.4	1,352.4	0.0	0.0	0.0	0.0	0.0	0.0	0.0	6,768.0
Flared	204.9	201.8	202.7	208.2	214.5	0.0	0.0	0.0	0.0	0.0	0.0	0.0	1,032.1
Vented	21.0	20.1	0.9	23.9	26.5	0.0	0.0	0.0	0.0	0.0	0.0	0.0	92.4
Diff and Other	-570.4	-1,388.7	-1,272.8	-3,393.0	-2,357.0	0.0	0.0	0.0	0.0	0.0	0.0	0.0	-8,981.9
Process and Frac													
Pentanes Plus	24,292.2	22,919.2	21,860.3	22,315.6	22,973.0	0.0	0.0	0.0	0.0	0.0	0.0	0.0	114,360.3
Propane	0.0	0.0	0.0	0.0	0.0	0.0	0.0	0.0	0.0	0.0	0.0	0.0	0.0
Butanes	0.0	0.0	0.0	0.0	0.0	0.0	0.0	0.0	0.0	0.0	0.0	0.0	0.0
Ethane	0.0	0.0	0.0	0.0	0.0	0.0	0.0	0.0	0.0	0.0	0.0	0.0	0.0
NGL MIX	12,513.3	13,159.9	13,207.6	10,960.1	9,882.8	0.0	0.0	0.0	0.0	0.0	0.0	0.0	59,723.7
Sulphur	0.0	0.0	0.0	0.0	0.0	0.0	0.0	0.0	0.0	0.0	0.0	0.0	0.0
Sulphur Closing Inv	0.0	0.0	0.0	0.0	0.0	0.0	0.0	0.0	0.0	0.0	0.0	0.0	0.0

Unit of Measurement: Gas and Gas equivalent products: 1000m3, Liquids: m3, Sulphur: MTS

VPR6200

Facility ID ABGP0134628

Facility Name MUSREAU II 9-26-62-6W6

Facility Licence # 46406

Facility Operator A5A3 PEMBINA GASSER

Production Month	202001	202002	202003	202004	202005	202006	202007	202008	202009	202010	202011	202012	Totals
Receipts													
Receipts from Alberta Facilities	112,869.6	105,953.9	115,748.7	105,719.2	106,146.9	0.0	0.0	0.0	0.0	0.0	0.0	0.0	546,438.3
Receipts from Non-Alberta Facilities	0.0	0.0	0.0	0.0	0.0	0.0	0.0	0.0	0.0	0.0	0.0	0.0	0.0
Dispositions													
Disposition													
Battery	0.0	0.0	0.0	0.0	0.0	0.0	0.0	0.0	0.0	0.0	0.0	0.0	0.0
Gas Gathering System	0.0	0.0	0.0	0.0	0.0	0.0	0.0	0.0	0.0	0.0	0.0	0.0	0.0
Gas Plant	49,554.5	46,984.8	47,779.2	33,400.4	34,102.6	0.0	0.0	0.0	0.0	0.0	0.0	0.0	211,821.5
Injection Facility	0.0	0.0	0.0	0.0	0.0	0.0	0.0	0.0	0.0	0.0	0.0	0.0	0.0
Meter Station	54,298.7	51,864.4	61,090.5	66,282.3	66,155.8	0.0	0.0	0.0	0.0	0.0	0.0	0.0	299,691.7
Other	0.0	0.0	0.0	0.0	0.0	0.0	0.0	0.0	0.0	0.0	0.0	0.0	0.0
Alberta Commercial	0.0	0.0	0.0	0.0	0.0	0.0	0.0	0.0	0.0	0.0	0.0	0.0	0.0
Alberta Industrial	0.0	0.0	0.0	0.0	0.0	0.0	0.0	0.0	0.0	0.0	0.0	0.0	0.0
Alberta Residential	0.0	0.0	0.0	0.0	0.0	0.0	0.0	0.0	0.0	0.0	0.0	0.0	0.0
Alberta Elec.Generation	0.0	0.0	0.0	0.0	0.0	0.0	0.0	0.0	0.0	0.0	0.0	0.0	0.0
Shrinkage													
Acid Gas	0.0	0.0	0.0	0.0	0.0	0.0	0.0	0.0	0.0	0.0	0.0	0.0	0.0
Other products	4,645.8	4,410.4	4,502.2	3,931.5	3,963.1	0.0	0.0	0.0	0.0	0.0	0.0	0.0	21,453.0
Fuel	1,135.7	987.8	1,140.7	1,052.5	1,150.2	0.0	0.0	0.0	0.0	0.0	0.0	0.0	5,466.9
Flared	208.4	230.1	218.9	229.4	199.1	0.0	0.0	0.0	0.0	0.0	0.0	0.0	1,085.9
Vented	1.1	1.1	0.2	0.2	0.2	0.0	0.0	0.0	0.0	0.0	0.0	0.0	2.8
Diff and Other	3,025.4	1,475.3	1,017.0	822.9	575.9	0.0	0.0	0.0	0.0	0.0	0.0	0.0	6,916.5
Process and Frac													
Pentanes Plus	15,006.4	13,800.0	13,764.5	11,699.0	11,461.7	0.0	0.0	0.0	0.0	0.0	0.0	0.0	65,731.6
Propane	0.0	0.0	0.0	0.0	0.0	0.0	0.0	0.0	0.0	0.0	0.0	0.0	0.0
Butanes	0.0	0.0	0.0	0.0	0.0	0.0	0.0	0.0	0.0	0.0	0.0	0.0	0.0
Ethane	0.0	0.0	0.0	0.0	0.0	0.0	0.0	0.0	0.0	0.0	0.0	0.0	0.0
NGL MIX	6,516.9	6,559.3	6,960.6	6,371.6	6,785.2	0.0	0.0	0.0	0.0	0.0	0.0	0.0	33,193.6
Sulphur	0.0	0.0	0.0	0.0	0.0	0.0	0.0	0.0	0.0	0.0	0.0	0.0	0.0
Sulphur Closing Inv	0.0	0.0	0.0	0.0	0.0	0.0	0.0	0.0	0.0	0.0	0.0	0.0	0.0

Unit of Measurement: Gas and Gas equivalent products: 1000m3, Liquids: m3, Sulphur: MTS

VPR6200

Facility ID ABGP0135716

Facility Name Bilbo-04-25-065-07 W6M

Facility Licence # 47375

Facility Operator OZOH HARVEST

Production Month	202001	202002	202003	202004	202005	202006	202007	202008	202009	202010	202011	202012	Totals
Receipts													
Receipts from Alberta Facilities	13,906.4	13,201.7	14,085.2	12,879.8	13,091.1	0.0	0.0	0.0	0.0	0.0	0.0	0.0	67,164.2
Receipts from Non-Alberta Facilities	0.0	0.0	0.0	0.0	0.0	0.0	0.0	0.0	0.0	0.0	0.0	0.0	0.0
Dispositions													
Disposition													
Battery	0.0	0.0	0.0	0.0	0.0	0.0	0.0	0.0	0.0	0.0	0.0	0.0	0.0
Gas Gathering System	0.0	0.0	0.0	0.0	0.0	0.0	0.0	0.0	0.0	0.0	0.0	0.0	0.0
Gas Plant	0.0	0.0	0.0	0.0	0.0	0.0	0.0	0.0	0.0	0.0	0.0	0.0	0.0
Injection Facility	0.0	0.0	0.0	0.0	0.0	0.0	0.0	0.0	0.0	0.0	0.0	0.0	0.0
Meter Station	11,905.5	11,223.9	11,977.2	10,810.2	10,954.0	0.0	0.0	0.0	0.0	0.0	0.0	0.0	56,870.8
Other	0.0	0.0	0.0	0.0	0.0	0.0	0.0	0.0	0.0	0.0	0.0	0.0	0.0
Alberta Commercial	0.0	0.0	0.0	0.0	0.0	0.0	0.0	0.0	0.0	0.0	0.0	0.0	0.0
Alberta Industrial	0.0	0.0	0.0	0.0	0.0	0.0	0.0	0.0	0.0	0.0	0.0	0.0	0.0
Alberta Residential	0.0	0.0	0.0	0.0	0.0	0.0	0.0	0.0	0.0	0.0	0.0	0.0	0.0
Alberta Elec.Generation	0.0	0.0	0.0	0.0	0.0	0.0	0.0	0.0	0.0	0.0	0.0	0.0	0.0
Shrinkage													
Acid Gas	0.0	0.0	0.0	0.0	0.0	0.0	0.0	0.0	0.0	0.0	0.0	0.0	0.0
Other products	1,058.0	1,036.3	1,069.6	970.2	958.2	0.0	0.0	0.0	0.0	0.0	0.0	0.0	5,092.3
Fuel	1,175.9	1,116.9	1,196.2	1,144.6	1,172.9	0.0	0.0	0.0	0.0	0.0	0.0	0.0	5,806.5
Flared	19.4	14.9	25.1	12.7	10.8	0.0	0.0	0.0	0.0	0.0	0.0	0.0	82.9
Vented	0.0	0.0	0.0	0.0	0.0	0.0	0.0	0.0	0.0	0.0	0.0	0.0	0.0
Diff and Other	-252.4	-190.3	-182.9	-57.9	-4.8	0.0	0.0	0.0	0.0	0.0	0.0	0.0	-688.3
Process and Frac													
Pentanes Plus	3,445.8	3,482.9	3,550.8	3,205.5	3,067.7	0.0	0.0	0.0	0.0	0.0	0.0	0.0	16,752.7
Propane	0.0	0.0	0.0	0.0	0.0	0.0	0.0	0.0	0.0	0.0	0.0	0.0	0.0
Butanes	0.0	0.0	0.0	0.0	0.0	0.0	0.0	0.0	0.0	0.0	0.0	0.0	0.0
Ethane	0.0	0.0	0.0	0.0	0.0	0.0	0.0	0.0	0.0	0.0	0.0	0.0	0.0
NGL MIX	1,437.2	1,311.0	1,390.3	1,276.8	1,350.1	0.0	0.0	0.0	0.0	0.0	0.0	0.0	6,765.4
Sulphur	0.0	0.0	0.0	0.0	0.0	0.0	0.0	0.0	0.0	0.0	0.0	0.0	0.0
Sulphur Closing Inv	0.0	0.0	0.0	0.0	0.0	0.0	0.0	0.0	0.0	0.0	0.0	0.0	0.0

Unit of Measurement: Gas and Gas equivalent products: 1000m3, Liquids: m3, Sulphur: MTS

VPR6200

Facility ID ABGP0135948

Facility Name LRE EDSON 00/06-16-054-18W5 GP

Facility Licence # 45985

Facility Operator A517

Production Month	202001	202002	202003	202004	202005	202006	202007	202008	202009	202010	202011	202012	Totals
	SHUTIN	SHUTIN	SHUTIN	SHUTIN	SHUTIN								
Receipts													
Receipts from Alberta Facilities	0.0	0.0	0.0	0.0	0.0	0.0	0.0	0.0	0.0	0.0	0.0	0.0	0.0
Receipts from Non-Alberta Facilities	0.0	0.0	0.0	0.0	0.0	0.0	0.0	0.0	0.0	0.0	0.0	0.0	0.0
Dispositions													
Disposition													
Battery	0.0	0.0	0.0	0.0	0.0	0.0	0.0	0.0	0.0	0.0	0.0	0.0	0.0
Gas Gathering System	0.0	0.0	0.0	0.0	0.0	0.0	0.0	0.0	0.0	0.0	0.0	0.0	0.0
Gas Plant	0.0	0.0	0.0	0.0	0.0	0.0	0.0	0.0	0.0	0.0	0.0	0.0	0.0
Injection Facility	0.0	0.0	0.0	0.0	0.0	0.0	0.0	0.0	0.0	0.0	0.0	0.0	0.0
Meter Station	0.0	0.0	0.0	0.0	0.0	0.0	0.0	0.0	0.0	0.0	0.0	0.0	0.0
Other	0.0	0.0	0.0	0.0	0.0	0.0	0.0	0.0	0.0	0.0	0.0	0.0	0.0
Alberta Commercial	0.0	0.0	0.0	0.0	0.0	0.0	0.0	0.0	0.0	0.0	0.0	0.0	0.0
Alberta Industrial	0.0	0.0	0.0	0.0	0.0	0.0	0.0	0.0	0.0	0.0	0.0	0.0	0.0
Alberta Residential	0.0	0.0	0.0	0.0	0.0	0.0	0.0	0.0	0.0	0.0	0.0	0.0	0.0
Alberta Elec.Generation	0.0	0.0	0.0	0.0	0.0	0.0	0.0	0.0	0.0	0.0	0.0	0.0	0.0
Shrinkage													
Acid Gas	0.0	0.0	0.0	0.0	0.0	0.0	0.0	0.0	0.0	0.0	0.0	0.0	0.0
Other products	0.0	0.0	0.0	0.0	0.0	0.0	0.0	0.0	0.0	0.0	0.0	0.0	0.0
Fuel	0.0	0.0	0.0	0.0	0.0	0.0	0.0	0.0	0.0	0.0	0.0	0.0	0.0
Flared	0.0	0.0	0.0	0.0	0.0	0.0	0.0	0.0	0.0	0.0	0.0	0.0	0.0
Vented	0.0	0.0	0.0	0.0	0.0	0.0	0.0	0.0	0.0	0.0	0.0	0.0	0.0
Diff and Other	0.0	0.0	0.0	0.0	0.0	0.0	0.0	0.0	0.0	0.0	0.0	0.0	0.0
Process and Frac													
Pentanes Plus	0.0	0.0	0.0	0.0	0.0	0.0	0.0	0.0	0.0	0.0	0.0	0.0	0.0
Propane	0.0	0.0	0.0	0.0	0.0	0.0	0.0	0.0	0.0	0.0	0.0	0.0	0.0
Butanes	0.0	0.0	0.0	0.0	0.0	0.0	0.0	0.0	0.0	0.0	0.0	0.0	0.0
Ethane	0.0	0.0	0.0	0.0	0.0	0.0	0.0	0.0	0.0	0.0	0.0	0.0	0.0
NGL MIX	0.0	0.0	0.0	0.0	0.0	0.0	0.0	0.0	0.0	0.0	0.0	0.0	0.0
Sulphur	0.0	0.0	0.0	0.0	0.0	0.0	0.0	0.0	0.0	0.0	0.0	0.0	0.0
Sulphur Closing Inv	0.0	0.0	0.0	0.0	0.0	0.0	0.0	0.0	0.0	0.0	0.0	0.0	0.0

Unit of Measurement: Gas and Gas equivalent products: 1000m3, Liquids: m3, Sulphur: MTS

VPR6200

Facility ID ABGP0136119

Facility Name SMITH WEST 09-01-071-02W5

Facility Licence # 23107

Facility Operator OHE9 CNRL

Production Month	202001	202002	202003	202004	202005	202006	202007	202008	202009	202010	202011	202012	Totals
Receipts													
Receipts from Alberta Facilities	1,484.1	1,514.9	1,958.5	1,839.7	1,829.5	0.0	0.0	0.0	0.0	0.0	0.0	0.0	8,626.7
Receipts from Non-Alberta Facilities	0.0	0.0	0.0	0.0	0.0	0.0	0.0	0.0	0.0	0.0	0.0	0.0	0.0
Dispositions													
Disposition													
Battery	0.0	0.0	0.0	0.0	0.0	0.0	0.0	0.0	0.0	0.0	0.0	0.0	0.0
Gas Gathering System	0.0	0.0	0.0	0.0	0.0	0.0	0.0	0.0	0.0	0.0	0.0	0.0	0.0
Gas Plant	0.0	0.0	0.0	0.0	0.0	0.0	0.0	0.0	0.0	0.0	0.0	0.0	0.0
Injection Facility	0.0	0.0	0.0	0.0	0.0	0.0	0.0	0.0	0.0	0.0	0.0	0.0	0.0
Meter Station	1,275.5	1,310.8	1,795.7	1,679.6	1,666.1	0.0	0.0	0.0	0.0	0.0	0.0	0.0	7,727.7
Other	0.0	0.0	0.0	0.0	0.0	0.0	0.0	0.0	0.0	0.0	0.0	0.0	0.0
Alberta Commercial	0.0	0.0	0.0	0.0	0.0	0.0	0.0	0.0	0.0	0.0	0.0	0.0	0.0
Alberta Industrial	0.0	0.0	0.0	0.0	0.0	0.0	0.0	0.0	0.0	0.0	0.0	0.0	0.0
Alberta Residential	0.0	0.0	0.0	0.0	0.0	0.0	0.0	0.0	0.0	0.0	0.0	0.0	0.0
Alberta Elec.Generation	0.0	0.0	0.0	0.0	0.0	0.0	0.0	0.0	0.0	0.0	0.0	0.0	0.0
Shrinkage													
Acid Gas	0.0	0.0	0.0	0.0	0.0	0.0	0.0	0.0	0.0	0.0	0.0	0.0	0.0
Other products	1.8	1.5	0.0	0.0	0.5	0.0	0.0	0.0	0.0	0.0	0.0	0.0	3.8
Fuel	169.5	158.1	172.2	166.8	174.2	0.0	0.0	0.0	0.0	0.0	0.0	0.0	840.8
Flared	0.0	0.0	0.0	0.0	0.0	0.0	0.0	0.0	0.0	0.0	0.0	0.0	0.0
Vented	0.4	0.4	0.4	0.4	0.0	0.0	0.0	0.0	0.0	0.0	0.0	0.0	1.6
Diff and Other	36.9	44.1	-9.8	-7.1	-11.3	0.0	0.0	0.0	0.0	0.0	0.0	0.0	52.8
Process and Frac													
Pentanes Plus	8.7	7.2	0.0	0.0	2.3	0.0	0.0	0.0	0.0	0.0	0.0	0.0	18.2
Propane	0.0	0.0	0.0	0.0	0.0	0.0	0.0	0.0	0.0	0.0	0.0	0.0	0.0
Butanes	0.0	0.0	0.0	0.0	0.0	0.0	0.0	0.0	0.0	0.0	0.0	0.0	0.0
Ethane	0.0	0.0	0.0	0.0	0.0	0.0	0.0	0.0	0.0	0.0	0.0	0.0	0.0
NGL MIX	0.0	0.0	0.0	0.0	0.0	0.0	0.0	0.0	0.0	0.0	0.0	0.0	0.0
Sulphur	0.0	0.0	0.0	0.0	0.0	0.0	0.0	0.0	0.0	0.0	0.0	0.0	0.0
Sulphur Closing Inv	0.0	0.0	0.0	0.0	0.0	0.0	0.0	0.0	0.0	0.0	0.0	0.0	0.0

Unit of Measurement: Gas and Gas equivalent products: 1000m3, Liquids: m3, Sulphur: MTS

VPR6200

Facility ID ABGP0137047

Facility Name BELLATRIX 10-09-045-08W5

Facility Licence # 47123

Facility Operator A5E0 BELLATRIX

Production Month	202001	202002	202003	202004	202005	202006	202007	202008	202009	202010	202011	202012	Totals
Receipts													
Receipts from Alberta Facilities	116,413.5	107,420.3	115,482.4	112,865.4	112,762.5	0.0	0.0	0.0	0.0	0.0	0.0	0.0	564,944.1
Receipts from Non-Alberta Facilities	0.0	0.0	0.0	0.0	0.0	0.0	0.0	0.0	0.0	0.0	0.0	0.0	0.0
Dispositions													
Disposition													
Battery	0.0	0.0	0.0	0.0	0.0	0.0	0.0	0.0	0.0	0.0	0.0	0.0	0.0
Gas Gathering System	2,074.5	1,897.9	1,996.0	2,006.9	2,043.6	0.0	0.0	0.0	0.0	0.0	0.0	0.0	10,018.9
Gas Plant	0.0	0.0	0.0	0.0	0.0	0.0	0.0	0.0	0.0	0.0	0.0	0.0	0.0
Injection Facility	0.0	0.0	0.0	0.0	0.0	0.0	0.0	0.0	0.0	0.0	0.0	0.0	0.0
Meter Station	104,956.2	97,369.8	104,917.7	98,321.5	98,381.6	0.0	0.0	0.0	0.0	0.0	0.0	0.0	503,946.8
Other	0.0	0.0	0.0	0.0	0.0	0.0	0.0	0.0	0.0	0.0	0.0	0.0	0.0
Alberta Commercial	0.0	0.0	0.0	0.0	0.0	0.0	0.0	0.0	0.0	0.0	0.0	0.0	0.0
Alberta Industrial	0.0	0.0	0.0	0.0	0.0	0.0	0.0	0.0	0.0	0.0	0.0	0.0	0.0
Alberta Residential	264.2	192.0	202.5	146.4	90.2	0.0	0.0	0.0	0.0	0.0	0.0	0.0	895.3
Alberta Elec.Generation	0.0	0.0	0.0	0.0	0.0	0.0	0.0	0.0	0.0	0.0	0.0	0.0	0.0
Shrinkage													
Acid Gas	0.0	0.0	0.0	0.0	0.0	0.0	0.0	0.0	0.0	0.0	0.0	0.0	0.0
Other products	8,189.7	7,143.8	7,692.7	11,561.1	11,458.0	0.0	0.0	0.0	0.0	0.0	0.0	0.0	46,045.3
Fuel	1,229.3	1,131.0	1,226.4	1,124.2	1,072.3	0.0	0.0	0.0	0.0	0.0	0.0	0.0	5,783.2
Flared	131.8	155.3	152.3	199.1	211.8	0.0	0.0	0.0	0.0	0.0	0.0	0.0	850.3
Vented	14.6	13.9	14.4	14.8	14.5	0.0	0.0	0.0	0.0	0.0	0.0	0.0	72.2
Diff and Other	-446.8	-483.4	-719.6	-508.6	-509.5	0.0	0.0	0.0	0.0	0.0	0.0	0.0	-2,667.9
Process and Frac													
Pentanes Plus	6,031.8	5,590.7	6,414.2	6,384.3	5,853.4	0.0	0.0	0.0	0.0	0.0	0.0	0.0	30,274.4
Propane	0.0	0.0	0.0	0.0	0.0	0.0	0.0	0.0	0.0	0.0	0.0	0.0	0.0
Butanes	0.0	0.0	0.0	0.0	0.0	0.0	0.0	0.0	0.0	0.0	0.0	0.0	0.0
Ethane	0.0	0.0	0.0	0.0	0.0	0.0	0.0	0.0	0.0	0.0	0.0	0.0	0.0
NGL MIX	26,744.0	23,061.1	24,556.7	38,332.8	38,359.8	0.0	0.0	0.0	0.0	0.0	0.0	0.0	151,054.4
Sulphur	0.0	0.0	0.0	0.0	0.0	0.0	0.0	0.0	0.0	0.0	0.0	0.0	0.0
Sulphur Closing Inv	0.0	0.0	0.0	0.0	0.0	0.0	0.0	0.0	0.0	0.0	0.0	0.0	0.0

Unit of Measurement: Gas and Gas equivalent products: 1000m3, Liquids: m3, Sulphur: MTS

VPR6200

Facility ID ABGP0137513

Facility Name SYLVAN LAKE 6-20 GAS PLANT

Facility Licence # 28032

Facility Operator A0L1 VESTA

Production Month	202001	202002	202003	202004	202005	202006	202007	202008	202009	202010	202011	202012	Totals
SHUTIN													
Receipts													
Receipts from Alberta Facilities	4,552.3	4,288.5	4,131.9	3,207.7	0.0	0.0	0.0	0.0	0.0	0.0	0.0	0.0	16,180.4
Receipts from Non-Alberta Facilities	0.0	0.0	0.0	0.0	0.0	0.0	0.0	0.0	0.0	0.0	0.0	0.0	0.0
Dispositions													
Disposition													
Battery	0.0	0.0	0.0	0.0	0.0	0.0	0.0	0.0	0.0	0.0	0.0	0.0	0.0
Gas Gathering System	0.0	0.0	0.0	0.0	0.0	0.0	0.0	0.0	0.0	0.0	0.0	0.0	0.0
Gas Plant	0.0	0.0	0.0	0.0	0.0	0.0	0.0	0.0	0.0	0.0	0.0	0.0	0.0
Injection Facility	0.0	0.0	0.0	0.0	0.0	0.0	0.0	0.0	0.0	0.0	0.0	0.0	0.0
Meter Station	3,827.9	3,312.6	3,549.8	2,740.6	0.0	0.0	0.0	0.0	0.0	0.0	0.0	0.0	13,430.9
Other	0.0	0.0	0.0	0.0	0.0	0.0	0.0	0.0	0.0	0.0	0.0	0.0	0.0
Alberta Commercial	0.0	0.0	0.0	0.0	0.0	0.0	0.0	0.0	0.0	0.0	0.0	0.0	0.0
Alberta Industrial	0.0	0.0	0.0	0.0	0.0	0.0	0.0	0.0	0.0	0.0	0.0	0.0	0.0
Alberta Residential	0.0	0.0	0.0	0.0	0.0	0.0	0.0	0.0	0.0	0.0	0.0	0.0	0.0
Alberta Elec.Generation	0.0	0.0	0.0	0.0	0.0	0.0	0.0	0.0	0.0	0.0	0.0	0.0	0.0
Shrinkage													
Acid Gas	0.0	0.0	0.0	0.0	0.0	0.0	0.0	0.0	0.0	0.0	0.0	0.0	0.0
Other products	588.1	535.9	455.7	369.9	0.0	0.0	0.0	0.0	0.0	0.0	0.0	0.0	1,949.6
Fuel	247.2	221.7	222.2	211.8	0.0	0.0	0.0	0.0	0.0	0.0	0.0	0.0	902.9
Flared	20.6	4.5	9.2	8.0	0.0	0.0	0.0	0.0	0.0	0.0	0.0	0.0	42.3
Vented	0.0	0.0	0.0	0.0	0.0	0.0	0.0	0.0	0.0	0.0	0.0	0.0	0.0
Diff and Other	-131.5	213.8	-105.0	-122.6	0.0	0.0	0.0	0.0	0.0	0.0	0.0	0.0	-145.3
Process and Frac													
Pentanes Plus	0.0	0.0	0.0	0.0	0.0	0.0	0.0	0.0	0.0	0.0	0.0	0.0	0.0
Propane	0.0	0.0	0.0	0.0	0.0	0.0	0.0	0.0	0.0	0.0	0.0	0.0	0.0
Butanes	0.0	0.0	0.0	0.0	0.0	0.0	0.0	0.0	0.0	0.0	0.0	0.0	0.0
Ethane	0.0	0.0	0.0	0.0	0.0	0.0	0.0	0.0	0.0	0.0	0.0	0.0	0.0
NGL MIX	2,320.8	2,115.0	1,798.5	1,473.4	0.0	0.0	0.0	0.0	0.0	0.0	0.0	0.0	7,707.7
Sulphur	0.0	0.0	0.0	0.0	0.0	0.0	0.0	0.0	0.0	0.0	0.0	0.0	0.0
Sulphur Closing Inv	0.0	0.0	0.0	0.0	0.0	0.0	0.0	0.0	0.0	0.0	0.0	0.0	0.0

Unit of Measurement: Gas and Gas equivalent products: 1000m3, Liquids: m3, Sulphur: MTS

VPR6200

Facility ID ABGP0137899
Facility Licence # 44432

Facility Name SATURN 2 GAS PLANT
Facility Operator A5A3 PEMBINA GASSER

Production Month	202001	202002	202003	202004	202005	202006	202007	202008	202009	202010	202011	202012	Totals
Receipts													
Receipts from Alberta Facilities	200,527.9	178,277.5	190,341.2	176,950.0	180,575.5	0.0	0.0	0.0	0.0	0.0	0.0	0.0	926,672.1
Receipts from Non-Alberta Facilities	0.0	0.0	0.0	0.0	0.0	0.0	0.0	0.0	0.0	0.0	0.0	0.0	0.0
Dispositions													
Disposition													
Battery	0.0	0.0	0.0	0.0	0.0	0.0	0.0	0.0	0.0	0.0	0.0	0.0	0.0
Gas Gathering System	0.0	0.0	0.0	0.0	0.0	0.0	0.0	0.0	0.0	0.0	0.0	0.0	0.0
Gas Plant	0.0	0.0	0.0	0.0	0.0	0.0	0.0	0.0	0.0	0.0	0.0	0.0	0.0
Injection Facility	0.0	0.0	0.0	0.0	0.0	0.0	0.0	0.0	0.0	0.0	0.0	0.0	0.0
Meter Station	182,046.7	159,803.2	171,196.9	159,183.7	164,400.8	0.0	0.0	0.0	0.0	0.0	0.0	0.0	836,631.3
Other	0.0	0.0	0.0	0.0	0.0	0.0	0.0	0.0	0.0	0.0	0.0	0.0	0.0
Alberta Commercial	0.0	0.0	0.0	0.0	0.0	0.0	0.0	0.0	0.0	0.0	0.0	0.0	0.0
Alberta Industrial	0.0	0.0	0.0	0.0	0.0	0.0	0.0	0.0	0.0	0.0	0.0	0.0	0.0
Alberta Residential	0.0	0.0	0.0	0.0	0.0	0.0	0.0	0.0	0.0	0.0	0.0	0.0	0.0
Alberta Elec.Generation	0.0	0.0	0.0	0.0	0.0	0.0	0.0	0.0	0.0	0.0	0.0	0.0	0.0
Shrinkage													
Acid Gas	0.0	0.0	0.0	0.0	0.0	0.0	0.0	0.0	0.0	0.0	0.0	0.0	0.0
Other products	14,089.5	14,960.1	15,524.3	14,846.8	13,501.6	0.0	0.0	0.0	0.0	0.0	0.0	0.0	72,922.3
Fuel	2,781.5	2,866.8	2,711.4	2,497.1	2,322.4	0.0	0.0	0.0	0.0	0.0	0.0	0.0	13,179.2
Flared	511.3	393.6	142.7	119.6	106.0	0.0	0.0	0.0	0.0	0.0	0.0	0.0	1,273.2
Vented	0.2	0.0	0.2	0.2	0.2	0.0	0.0	0.0	0.0	0.0	0.0	0.0	0.8
Diff and Other	1,098.7	253.8	765.7	302.6	244.5	0.0	0.0	0.0	0.0	0.0	0.0	0.0	2,665.3
Process and Frac													
Pentanes Plus	0.0	0.0	0.0	0.0	0.0	0.0	0.0	0.0	0.0	0.0	0.0	0.0	0.0
Propane	0.0	0.0	0.0	0.0	0.0	0.0	0.0	0.0	0.0	0.0	0.0	0.0	0.0
Butanes	0.0	0.0	0.0	0.0	0.0	0.0	0.0	0.0	0.0	0.0	0.0	0.0	0.0
Ethane	0.0	0.0	0.0	0.0	0.0	0.0	0.0	0.0	0.0	0.0	0.0	0.0	0.0
NGL MIX	50,932.8	54,058.1	56,064.4	53,627.8	48,853.8	0.0	0.0	0.0	0.0	0.0	0.0	0.0	263,536.9
Sulphur	0.0	0.0	0.0	0.0	0.0	0.0	0.0	0.0	0.0	0.0	0.0	0.0	0.0
Sulphur Closing Inv	0.0	0.0	0.0	0.0	0.0	0.0	0.0	0.0	0.0	0.0	0.0	0.0	0.0

Unit of Measurement: Gas and Gas equivalent products: 1000m3, Liquids: m3, Sulphur: MTS

VPR6200

Facility ID ABGP0137978

Facility Name PERPETUAL W WOLF 10-3-52-17W5

Facility Licence # 47919

Facility Operator A1WD POC

Production Month	202001	202002	202003	202004	202005	202006	202007	202008	202009	202010	202011	202012	Totals
Receipts													
Receipts from Alberta Facilities	20,652.8	18,669.6	19,496.5	18,946.2	19,313.4	0.0	0.0	0.0	0.0	0.0	0.0	0.0	97,078.5
Receipts from Non-Alberta Facilities	0.0	0.0	0.0	0.0	0.0	0.0	0.0	0.0	0.0	0.0	0.0	0.0	0.0
Dispositions													
Disposition													
Battery	0.0	0.0	0.0	0.0	0.0	0.0	0.0	0.0	0.0	0.0	0.0	0.0	0.0
Gas Gathering System	0.0	0.0	0.0	0.0	0.0	0.0	0.0	0.0	0.0	0.0	0.0	0.0	0.0
Gas Plant	0.0	0.0	0.0	0.0	0.0	0.0	0.0	0.0	0.0	0.0	0.0	0.0	0.0
Injection Facility	0.0	0.0	0.0	0.0	0.0	0.0	0.0	0.0	0.0	0.0	0.0	0.0	0.0
Meter Station	19,781.8	17,986.6	18,748.9	18,193.8	18,370.2	0.0	0.0	0.0	0.0	0.0	0.0	0.0	93,081.3
Other	0.0	0.0	0.0	0.0	0.0	0.0	0.0	0.0	0.0	0.0	0.0	0.0	0.0
Alberta Commercial	0.0	0.0	0.0	0.0	0.0	0.0	0.0	0.0	0.0	0.0	0.0	0.0	0.0
Alberta Industrial	0.0	0.0	0.0	0.0	0.0	0.0	0.0	0.0	0.0	0.0	0.0	0.0	0.0
Alberta Residential	0.0	0.0	0.0	0.0	0.0	0.0	0.0	0.0	0.0	0.0	0.0	0.0	0.0
Alberta Elec.Generation	0.0	0.0	0.0	0.0	0.0	0.0	0.0	0.0	0.0	0.0	0.0	0.0	0.0
Shrinkage													
Acid Gas	0.0	0.0	0.0	0.0	0.0	0.0	0.0	0.0	0.0	0.0	0.0	0.0	0.0
Other products	402.2	398.3	400.2	382.0	415.8	0.0	0.0	0.0	0.0	0.0	0.0	0.0	1,998.5
Fuel	619.4	574.6	603.9	593.0	605.2	0.0	0.0	0.0	0.0	0.0	0.0	0.0	2,996.1
Flared	0.7	0.4	0.6	0.4	0.5	0.0	0.0	0.0	0.0	0.0	0.0	0.0	2.6
Vented	0.0	0.0	0.0	0.0	0.0	0.0	0.0	0.0	0.0	0.0	0.0	0.0	0.0
Diff and Other	-151.3	-290.3	-257.1	-223.0	-78.3	0.0	0.0	0.0	0.0	0.0	0.0	0.0	-1,000.0
Process and Frac													
Pentanes Plus	1,157.5	1,179.5	1,119.7	1,046.2	1,114.7	0.0	0.0	0.0	0.0	0.0	0.0	0.0	5,617.6
Propane	0.0	0.0	0.0	0.0	0.0	0.0	0.0	0.0	0.0	0.0	0.0	0.0	0.0
Butanes	0.0	0.0	0.0	0.0	0.0	0.0	0.0	0.0	0.0	0.0	0.0	0.0	0.0
Ethane	0.0	0.0	0.0	0.0	0.0	0.0	0.0	0.0	0.0	0.0	0.0	0.0	0.0
NGL MIX	647.8	605.3	661.9	638.4	714.0	0.0	0.0	0.0	0.0	0.0	0.0	0.0	3,267.4
Sulphur	0.0	0.0	0.0	0.0	0.0	0.0	0.0	0.0	0.0	0.0	0.0	0.0	0.0
Sulphur Closing Inv	0.0	0.0	0.0	0.0	0.0	0.0	0.0	0.0	0.0	0.0	0.0	0.0	0.0

Unit of Measurement: Gas and Gas equivalent products: 1000m3, Liquids: m3, Sulphur: MTS

VPR6200

Facility ID ABGP0138191

Facility Name SWR Windfall GP 14-24-59-16 W5

Facility Licence # 48653

Facility Operator A72X OUTLIER

Production Month	202001	202002	202003	202004	202005	202006	202007	202008	202009	202010	202011	202012	Totals
Receipts													
Receipts from Alberta Facilities	8,020.2	7,428.6	7,580.5	7,311.3	7,290.6	0.0	0.0	0.0	0.0	0.0	0.0	0.0	37,631.2
Receipts from Non-Alberta Facilities	0.0	0.0	0.0	0.0	0.0	0.0	0.0	0.0	0.0	0.0	0.0	0.0	0.0
Dispositions													
Disposition													
Battery	0.0	0.0	0.0	0.0	0.0	0.0	0.0	0.0	0.0	0.0	0.0	0.0	0.0
Gas Gathering System	0.0	0.0	0.0	0.0	0.0	0.0	0.0	0.0	0.0	0.0	0.0	0.0	0.0
Gas Plant	0.0	0.0	0.0	0.0	0.0	0.0	0.0	0.0	0.0	0.0	0.0	0.0	0.0
Injection Facility	0.0	0.0	0.0	0.0	0.0	0.0	0.0	0.0	0.0	0.0	0.0	0.0	0.0
Meter Station	7,820.0	7,368.0	7,727.0	7,509.0	7,439.0	0.0	0.0	0.0	0.0	0.0	0.0	0.0	37,863.0
Other	0.0	0.0	0.0	0.0	0.0	0.0	0.0	0.0	0.0	0.0	0.0	0.0	0.0
Alberta Commercial	0.0	0.0	0.0	0.0	0.0	0.0	0.0	0.0	0.0	0.0	0.0	0.0	0.0
Alberta Industrial	0.0	0.0	0.0	0.0	0.0	0.0	0.0	0.0	0.0	0.0	0.0	0.0	0.0
Alberta Residential	0.0	0.0	0.0	0.0	0.0	0.0	0.0	0.0	0.0	0.0	0.0	0.0	0.0
Alberta Elec.Generation	0.0	0.0	0.0	0.0	0.0	0.0	0.0	0.0	0.0	0.0	0.0	0.0	0.0
Shrinkage													
Acid Gas	0.0	0.0	0.0	0.0	0.0	0.0	0.0	0.0	0.0	0.0	0.0	0.0	0.0
Other products	0.0	0.0	0.0	0.0	0.0	0.0	0.0	0.0	0.0	0.0	0.0	0.0	0.0
Fuel	0.0	284.5	0.0	0.0	0.0	0.0	0.0	0.0	0.0	0.0	0.0	0.0	284.5
Flared	0.0	0.0	0.0	0.0	0.0	0.0	0.0	0.0	0.0	0.0	0.0	0.0	0.0
Vented	0.0	5.5	0.0	0.0	0.0	0.0	0.0	0.0	0.0	0.0	0.0	0.0	5.5
Diff and Other	200.2	-229.4	-146.5	-197.7	-148.4	0.0	0.0	0.0	0.0	0.0	0.0	0.0	-521.8
Process and Frac													
Pentanes Plus	0.0	0.0	0.0	0.0	0.0	0.0	0.0	0.0	0.0	0.0	0.0	0.0	0.0
Propane	0.0	0.0	0.0	0.0	0.0	0.0	0.0	0.0	0.0	0.0	0.0	0.0	0.0
Butanes	0.0	0.0	0.0	0.0	0.0	0.0	0.0	0.0	0.0	0.0	0.0	0.0	0.0
Ethane	0.0	0.0	0.0	0.0	0.0	0.0	0.0	0.0	0.0	0.0	0.0	0.0	0.0
NGL MIX	0.0	0.0	0.0	0.0	0.0	0.0	0.0	0.0	0.0	0.0	0.0	0.0	0.0
Sulphur	0.0	0.0	0.0	0.0	0.0	0.0	0.0	0.0	0.0	0.0	0.0	0.0	0.0
Sulphur Closing Inv	0.0	0.0	0.0	0.0	0.0	0.0	0.0	0.0	0.0	0.0	0.0	0.0	0.0

Unit of Measurement: Gas and Gas equivalent products: 1000m3, Liquids: m3, Sulphur: MTS

VPR6200

Facility ID ABGP0138443
Facility Licence # 48148

Facility Name ZETA CREEK 11-10-49-12W5 GAS PLANT
Facility Operator AOC0 KEYERA

Production Month	202001	202002	202003	202004	202005	202006	202007	202008	202009	202010	202011	202012	Totals
Receipts													
Receipts from Alberta Facilities	12,280.2	11,945.7	13,071.9	12,622.7	12,789.4	0.0	0.0	0.0	0.0	0.0	0.0	0.0	62,709.9
Receipts from Non-Alberta Facilities	0.0	0.0	0.0	0.0	0.0	0.0	0.0	0.0	0.0	0.0	0.0	0.0	0.0
Dispositions													
Disposition													
Battery	0.0	0.0	0.0	0.0	0.0	0.0	0.0	0.0	0.0	0.0	0.0	0.0	0.0
Gas Gathering System	0.0	0.0	0.0	0.0	0.0	0.0	0.0	0.0	0.0	0.0	0.0	0.0	0.0
Gas Plant	9,067.3	8,610.5	9,298.4	7,838.2	4,980.3	0.0	0.0	0.0	0.0	0.0	0.0	0.0	39,794.7
Injection Facility	0.0	0.0	0.0	0.0	0.0	0.0	0.0	0.0	0.0	0.0	0.0	0.0	0.0
Meter Station	1,992.4	2,071.2	2,416.5	3,413.4	6,508.3	0.0	0.0	0.0	0.0	0.0	0.0	0.0	16,401.8
Other	0.0	0.0	0.0	0.0	0.0	0.0	0.0	0.0	0.0	0.0	0.0	0.0	0.0
Alberta Commercial	0.0	0.0	0.0	0.0	0.0	0.0	0.0	0.0	0.0	0.0	0.0	0.0	0.0
Alberta Industrial	0.0	0.0	0.0	0.0	0.0	0.0	0.0	0.0	0.0	0.0	0.0	0.0	0.0
Alberta Residential	0.0	0.0	0.0	0.0	0.0	0.0	0.0	0.0	0.0	0.0	0.0	0.0	0.0
Alberta Elec.Generation	0.0	0.0	0.0	0.0	0.0	0.0	0.0	0.0	0.0	0.0	0.0	0.0	0.0
Shrinkage													
Acid Gas	0.0	0.0	0.0	0.0	0.0	0.0	0.0	0.0	0.0	0.0	0.0	0.0	0.0
Other products	1,081.1	1,031.7	1,172.6	1,154.5	1,215.1	0.0	0.0	0.0	0.0	0.0	0.0	0.0	5,655.0
Fuel	424.0	405.1	442.4	422.0	442.9	0.0	0.0	0.0	0.0	0.0	0.0	0.0	2,136.4
Flared	17.0	11.0	0.1	2.0	0.9	0.0	0.0	0.0	0.0	0.0	0.0	0.0	31.0
Vented	0.4	0.3	2.9	2.8	3.0	0.0	0.0	0.0	0.0	0.0	0.0	0.0	9.4
Diff and Other	-302.0	-184.1	-261.0	-210.2	-361.1	0.0	0.0	0.0	0.0	0.0	0.0	0.0	-1,318.4
Process and Frac													
Pentanes Plus	1,622.2	1,531.9	1,817.6	1,756.4	1,884.9	0.0	0.0	0.0	0.0	0.0	0.0	0.0	8,613.0
Propane	0.0	0.0	0.0	0.0	0.0	0.0	0.0	0.0	0.0	0.0	0.0	0.0	0.0
Butanes	0.0	0.0	0.0	0.0	0.0	0.0	0.0	0.0	0.0	0.0	0.0	0.0	0.0
Ethane	0.0	0.0	0.0	0.0	0.0	0.0	0.0	0.0	0.0	0.0	0.0	0.0	0.0
NGL MIX	3,016.2	2,890.1	3,219.2	3,189.2	3,323.5	0.0	0.0	0.0	0.0	0.0	0.0	0.0	15,638.2
Sulphur	0.0	0.0	0.0	0.0	0.0	0.0	0.0	0.0	0.0	0.0	0.0	0.0	0.0
Sulphur Closing Inv	0.0	0.0	0.0	0.0	0.0	0.0	0.0	0.0	0.0	0.0	0.0	0.0	0.0

Unit of Measurement: Gas and Gas equivalent products: 1000m3, Liquids: m3, Sulphur: MTS

VPR6200

Facility ID ABGP0138789

Facility Licence # 11250

Facility Name BONTERRA SWEET GAS PROCESSING PLANT

Facility Operator 0XZ4 BONTERRA

Production Month	202001	202002	202003	202004	202005	202006	202007	202008	202009	202010	202011	202012	Totals
Receipts													
Receipts from Alberta Facilities	4,074.7	3,943.2	3,560.0	3,936.5	3,735.1	0.0	0.0	0.0	0.0	0.0	0.0	0.0	19,249.5
Receipts from Non-Alberta Facilities	0.0	0.0	0.0	0.0	0.0	0.0	0.0	0.0	0.0	0.0	0.0	0.0	0.0
Dispositions													
Disposition													
Battery	0.0	0.0	0.0	0.0	0.0	0.0	0.0	0.0	0.0	0.0	0.0	0.0	0.0
Gas Gathering System	3,620.4	3,529.6	3,178.8	3,539.4	3,251.9	0.0	0.0	0.0	0.0	0.0	0.0	0.0	17,120.1
Gas Plant	0.0	0.0	0.0	0.0	0.0	0.0	0.0	0.0	0.0	0.0	0.0	0.0	0.0
Injection Facility	0.0	0.0	0.0	0.0	0.0	0.0	0.0	0.0	0.0	0.0	0.0	0.0	0.0
Meter Station	0.0	0.0	0.0	0.0	0.0	0.0	0.0	0.0	0.0	0.0	0.0	0.0	0.0
Other	0.0	0.0	0.0	0.0	0.0	0.0	0.0	0.0	0.0	0.0	0.0	0.0	0.0
Alberta Commercial	0.0	0.0	0.0	0.0	0.0	0.0	0.0	0.0	0.0	0.0	0.0	0.0	0.0
Alberta Industrial	0.0	0.0	0.0	0.0	0.0	0.0	0.0	0.0	0.0	0.0	0.0	0.0	0.0
Alberta Residential	0.0	0.0	0.0	0.0	0.0	0.0	0.0	0.0	0.0	0.0	0.0	0.0	0.0
Alberta Elec.Generation	0.0	0.0	0.0	0.0	0.0	0.0	0.0	0.0	0.0	0.0	0.0	0.0	0.0
Shrinkage													
Acid Gas	0.0	0.0	0.0	0.0	0.0	0.0	0.0	0.0	0.0	0.0	0.0	0.0	0.0
Other products	148.6	141.5	124.1	148.3	126.4	0.0	0.0	0.0	0.0	0.0	0.0	0.0	688.9
Fuel	197.9	189.1	180.2	190.7	200.1	0.0	0.0	0.0	0.0	0.0	0.0	0.0	958.0
Flared	0.8	0.2	0.8	0.6	3.2	0.0	0.0	0.0	0.0	0.0	0.0	0.0	5.6
Vented	0.0	0.0	0.0	0.0	0.0	0.0	0.0	0.0	0.0	0.0	0.0	0.0	0.0
Diff and Other	107.0	82.8	76.1	57.5	153.5	0.0	0.0	0.0	0.0	0.0	0.0	0.0	476.9
Process and Frac													
Pentanes Plus	0.0	0.0	0.0	0.0	0.0	0.0	0.0	0.0	0.0	0.0	0.0	0.0	0.0
Propane	0.0	0.0	0.0	0.0	0.0	0.0	0.0	0.0	0.0	0.0	0.0	0.0	0.0
Butanes	0.0	0.0	0.0	0.0	0.0	0.0	0.0	0.0	0.0	0.0	0.0	0.0	0.0
Ethane	0.0	0.0	0.0	0.0	0.0	0.0	0.0	0.0	0.0	0.0	0.0	0.0	0.0
NGL MIX	606.7	579.3	510.5	609.7	522.5	0.0	0.0	0.0	0.0	0.0	0.0	0.0	2,828.7
Sulphur	0.0	0.0	0.0	0.0	0.0	0.0	0.0	0.0	0.0	0.0	0.0	0.0	0.0
Sulphur Closing Inv	0.0	0.0	0.0	0.0	0.0	0.0	0.0	0.0	0.0	0.0	0.0	0.0	0.0

Unit of Measurement: Gas and Gas equivalent products: 1000m3, Liquids: m3, Sulphur: MTS

VPR6200

Facility ID ABGP0138811

Facility Licence # 48322

Facility Name 7G LATOR#2 2/1-21-63-2W6 GP

Facility Operator A54C 7GEN

Production Month	202001	202002	202003	202004	202005	202006	202007	202008	202009	202010	202011	202012	Totals
Receipts													
Receipts from Alberta Facilities	122,044.7	126,043.5	133,124.6	146,077.5	154,116.7	0.0	0.0	0.0	0.0	0.0	0.0	0.0	681,407.0
Receipts from Non-Alberta Facilities	0.0	0.0	0.0	0.0	0.0	0.0	0.0	0.0	0.0	0.0	0.0	0.0	0.0
Dispositions													
Disposition													
Battery	0.0	0.0	0.0	0.0	0.0	0.0	0.0	0.0	0.0	0.0	0.0	0.0	0.0
Gas Gathering System	0.0	0.0	0.0	0.0	0.0	0.0	0.0	0.0	0.0	0.0	0.0	0.0	0.0
Gas Plant	0.0	0.0	0.0	0.0	0.0	0.0	0.0	0.0	0.0	0.0	0.0	0.0	0.0
Injection Facility	0.0	0.0	0.0	0.0	0.0	0.0	0.0	0.0	0.0	0.0	0.0	0.0	0.0
Meter Station	115,847.2	118,126.8	127,977.0	139,218.0	150,552.7	0.0	0.0	0.0	0.0	0.0	0.0	0.0	651,721.7
Other	0.0	0.0	0.0	0.0	0.0	0.0	0.0	0.0	0.0	0.0	0.0	0.0	0.0
Alberta Commercial	0.0	0.0	0.0	0.0	0.0	0.0	0.0	0.0	0.0	0.0	0.0	0.0	0.0
Alberta Industrial	0.0	0.0	0.0	0.0	0.0	0.0	0.0	0.0	0.0	0.0	0.0	0.0	0.0
Alberta Residential	0.0	0.0	0.0	0.0	0.0	0.0	0.0	0.0	0.0	0.0	0.0	0.0	0.0
Alberta Elec.Generation	0.0	0.0	0.0	0.0	0.0	0.0	0.0	0.0	0.0	0.0	0.0	0.0	0.0
Shrinkage													
Acid Gas	0.0	0.0	0.0	0.0	0.0	0.0	0.0	0.0	0.0	0.0	0.0	0.0	0.0
Other products	5,452.5	4,786.2	4,088.1	5,754.3	3,601.1	0.0	0.0	0.0	0.0	0.0	0.0	0.0	23,682.2
Fuel	1,311.3	1,252.4	1,298.7	1,409.8	1,288.6	0.0	0.0	0.0	0.0	0.0	0.0	0.0	6,560.8
Flared	123.6	104.6	120.1	111.5	64.5	0.0	0.0	0.0	0.0	0.0	0.0	0.0	524.3
Vented	0.0	0.0	0.0	1.8	1.9	0.0	0.0	0.0	0.0	0.0	0.0	0.0	3.7
Diff and Other	-689.9	1,773.5	-359.3	-417.9	-1,392.1	0.0	0.0	0.0	0.0	0.0	0.0	0.0	-1,085.7
Process and Frac													
Pentanes Plus	0.0	0.0	0.0	0.0	0.0	0.0	0.0	0.0	0.0	0.0	0.0	0.0	0.0
Propane	0.0	0.0	0.0	0.0	0.0	0.0	0.0	0.0	0.0	0.0	0.0	0.0	0.0
Butanes	0.0	0.0	0.0	0.0	0.0	0.0	0.0	0.0	0.0	0.0	0.0	0.0	0.0
Ethane	0.0	0.0	0.0	0.0	0.0	0.0	0.0	0.0	0.0	0.0	0.0	0.0	0.0
NGL MIX	22,379.5	19,446.9	16,958.5	24,024.7	15,095.9	0.0	0.0	0.0	0.0	0.0	0.0	0.0	97,905.5
Sulphur	0.0	0.0	0.0	0.0	0.0	0.0	0.0	0.0	0.0	0.0	0.0	0.0	0.0
Sulphur Closing Inv	0.0	0.0	0.0	0.0	0.0	0.0	0.0	0.0	0.0	0.0	0.0	0.0	0.0

Unit of Measurement: Gas and Gas equivalent products: 1000m3, Liquids: m3, Sulphur: MTS

VPR6200

Facility ID ABGP0138891
Facility Licence # 46817

Facility Name ANSELL 12-31 GAS PLANT
Facility Operator A5RX BEC

Production Month	202001	202002	202003	202004	202005	202006	202007	202008	202009	202010	202011	202012	Totals
Receipts													
Receipts from Alberta Facilities	52,033.8	48,603.4	54,596.2	51,124.8	51,436.2	0.0	0.0	0.0	0.0	0.0	0.0	0.0	257,794.4
Receipts from Non-Alberta Facilities	0.0	0.0	0.0	0.0	0.0	0.0	0.0	0.0	0.0	0.0	0.0	0.0	0.0
Dispositions													
Disposition													
Battery	0.0	0.0	0.0	0.0	0.0	0.0	0.0	0.0	0.0	0.0	0.0	0.0	0.0
Gas Gathering System	0.0	0.0	0.0	0.0	0.0	0.0	0.0	0.0	0.0	0.0	0.0	0.0	0.0
Gas Plant	0.0	0.0	0.0	0.0	0.0	0.0	0.0	0.0	0.0	0.0	0.0	0.0	0.0
Injection Facility	0.0	0.0	0.0	0.0	0.0	0.0	0.0	0.0	0.0	0.0	0.0	0.0	0.0
Meter Station	49,914.5	46,853.7	52,752.7	49,387.3	49,968.2	0.0	0.0	0.0	0.0	0.0	0.0	0.0	248,876.4
Other	0.0	0.0	0.0	0.0	0.0	0.0	0.0	0.0	0.0	0.0	0.0	0.0	0.0
Alberta Commercial	0.0	0.0	0.0	0.0	0.0	0.0	0.0	0.0	0.0	0.0	0.0	0.0	0.0
Alberta Industrial	0.0	0.0	0.0	0.0	0.0	0.0	0.0	0.0	0.0	0.0	0.0	0.0	0.0
Alberta Residential	0.0	0.0	0.0	0.0	0.0	0.0	0.0	0.0	0.0	0.0	0.0	0.0	0.0
Alberta Elec.Generation	0.0	0.0	0.0	0.0	0.0	0.0	0.0	0.0	0.0	0.0	0.0	0.0	0.0
Shrinkage													
Acid Gas	0.0	0.0	0.0	0.0	0.0	0.0	0.0	0.0	0.0	0.0	0.0	0.0	0.0
Other products	656.6	628.5	705.2	656.3	657.0	0.0	0.0	0.0	0.0	0.0	0.0	0.0	3,303.6
Fuel	1,310.3	1,209.1	1,333.0	1,277.4	1,173.3	0.0	0.0	0.0	0.0	0.0	0.0	0.0	6,303.1
Flared	0.0	0.0	0.0	0.0	0.0	0.0	0.0	0.0	0.0	0.0	0.0	0.0	0.0
Vented	24.9	23.6	6.2	0.2	0.5	0.0	0.0	0.0	0.0	0.0	0.0	0.0	55.4
Diff and Other	127.5	-111.5	-200.9	-196.4	-362.8	0.0	0.0	0.0	0.0	0.0	0.0	0.0	-744.1
Process and Frac													
Pentanes Plus	984.2	919.5	959.1	869.3	894.0	0.0	0.0	0.0	0.0	0.0	0.0	0.0	4,626.1
Propane	0.0	0.0	0.0	0.0	0.0	0.0	0.0	0.0	0.0	0.0	0.0	0.0	0.0
Butanes	0.0	0.0	0.0	0.0	0.0	0.0	0.0	0.0	0.0	0.0	0.0	0.0	0.0
Ethane	0.0	0.0	0.0	0.0	0.0	0.0	0.0	0.0	0.0	0.0	0.0	0.0	0.0
NGL MIX	1,955.1	1,894.8	2,170.8	2,030.8	2,025.6	0.0	0.0	0.0	0.0	0.0	0.0	0.0	10,077.1
Sulphur	0.0	0.0	0.0	0.0	0.0	0.0	0.0	0.0	0.0	0.0	0.0	0.0	0.0
Sulphur Closing Inv	0.0	0.0	0.0	0.0	0.0	0.0	0.0	0.0	0.0	0.0	0.0	0.0	0.0

Unit of Measurement: Gas and Gas equivalent products: 1000m3, Liquids: m3, Sulphur: MTS

VPR6200

Facility ID ABGP0139294
Facility Licence # 37428

Facility Name FERRIER 02-25-038-9W500 GP
Facility Operator A632 PETRUS

Production Month	202001	202002	202003	202004	202005	202006	202007	202008	202009	202010	202011	202012	Totals
Receipts													
Receipts from Alberta Facilities	26,009.7	23,871.7	25,994.3	24,001.4	24,038.3	0.0	0.0	0.0	0.0	0.0	0.0	0.0	123,915.4
Receipts from Non-Alberta Facilities	0.0	0.0	0.0	0.0	0.0	0.0	0.0	0.0	0.0	0.0	0.0	0.0	0.0
Dispositions													
Disposition													
Battery	0.0	0.0	0.0	0.0	0.0	0.0	0.0	0.0	0.0	0.0	0.0	0.0	0.0
Gas Gathering System	2,277.3	2,147.4	0.0	0.0	1,002.9	0.0	0.0	0.0	0.0	0.0	0.0	0.0	5,427.6
Gas Plant	0.0	0.0	0.0	0.0	0.0	0.0	0.0	0.0	0.0	0.0	0.0	0.0	0.0
Injection Facility	0.0	0.0	0.0	0.0	0.0	0.0	0.0	0.0	0.0	0.0	0.0	0.0	0.0
Meter Station	21,473.8	19,029.1	23,778.7	22,171.4	20,827.7	0.0	0.0	0.0	0.0	0.0	0.0	0.0	107,280.7
Other	0.0	0.0	0.0	0.0	0.0	0.0	0.0	0.0	0.0	0.0	0.0	0.0	0.0
Alberta Commercial	0.0	0.0	0.0	0.0	0.0	0.0	0.0	0.0	0.0	0.0	0.0	0.0	0.0
Alberta Industrial	0.0	0.0	0.0	0.0	0.0	0.0	0.0	0.0	0.0	0.0	0.0	0.0	0.0
Alberta Residential	0.0	0.0	0.0	0.0	0.0	0.0	0.0	0.0	0.0	0.0	0.0	0.0	0.0
Alberta Elec.Generation	0.0	0.0	0.0	0.0	0.0	0.0	0.0	0.0	0.0	0.0	0.0	0.0	0.0
Shrinkage													
Acid Gas	0.0	0.0	0.0	0.0	0.0	0.0	0.0	0.0	0.0	0.0	0.0	0.0	0.0
Other products	1,410.3	1,398.1	1,536.0	1,259.3	1,180.8	0.0	0.0	0.0	0.0	0.0	0.0	0.0	6,784.5
Fuel	839.3	795.9	865.4	808.8	805.7	0.0	0.0	0.0	0.0	0.0	0.0	0.0	4,115.1
Flared	3.1	4.7	1.7	1.3	2.7	0.0	0.0	0.0	0.0	0.0	0.0	0.0	13.5
Vented	0.0	0.0	0.0	0.0	0.0	0.0	0.0	0.0	0.0	0.0	0.0	0.0	0.0
Diff and Other	5.9	496.5	-187.5	-239.4	218.5	0.0	0.0	0.0	0.0	0.0	0.0	0.0	294.0
Process and Frac													
Pentanes Plus	1,323.7	1,169.7	1,347.7	1,216.8	1,216.8	0.0	0.0	0.0	0.0	0.0	0.0	0.0	6,274.7
Propane	0.0	0.0	0.0	0.0	0.0	0.0	0.0	0.0	0.0	0.0	0.0	0.0	0.0
Butanes	0.0	0.0	0.0	0.0	0.0	0.0	0.0	0.0	0.0	0.0	0.0	0.0	0.0
Ethane	0.0	0.0	0.0	0.0	0.0	0.0	0.0	0.0	0.0	0.0	0.0	0.0	0.0
NGL MIX	4,624.1	4,692.7	5,086.0	4,099.5	3,830.7	0.0	0.0	0.0	0.0	0.0	0.0	0.0	22,333.0
Sulphur	0.0	0.0	0.0	0.0	0.0	0.0	0.0	0.0	0.0	0.0	0.0	0.0	0.0
Sulphur Closing Inv	0.0	0.0	0.0	0.0	0.0	0.0	0.0	0.0	0.0	0.0	0.0	0.0	0.0

Unit of Measurement: Gas and Gas equivalent products: 1000m3, Liquids: m3, Sulphur: MTS

VPR6200

Facility ID ABGP0139501

Facility Name TOURMALINE EDSON 04-17 GAS PLANT

Facility Licence # 48632

Facility Operator A573 TOURMALINE

Production Month	202001	202002	202003	202004	202005	202006	202007	202008	202009	202010	202011	202012	Totals
Receipts													
Receipts from Alberta Facilities	67,598.6	65,780.9	65,321.5	63,729.4	60,662.6	0.0	0.0	0.0	0.0	0.0	0.0	0.0	323,093.0
Receipts from Non-Alberta Facilities	0.0	0.0	0.0	0.0	0.0	0.0	0.0	0.0	0.0	0.0	0.0	0.0	0.0
Dispositions													
Disposition													
Battery	0.0	0.0	0.0	0.0	0.0	0.0	0.0	0.0	0.0	0.0	0.0	0.0	0.0
Gas Gathering System	0.0	0.0	0.0	0.0	0.0	0.0	0.0	0.0	0.0	0.0	0.0	0.0	0.0
Gas Plant	0.0	0.0	0.0	0.0	0.0	0.0	0.0	0.0	0.0	0.0	0.0	0.0	0.0
Injection Facility	0.0	0.0	0.0	0.0	0.0	0.0	0.0	0.0	0.0	0.0	0.0	0.0	0.0
Meter Station	65,433.3	65,225.8	65,522.8	61,699.7	58,180.8	0.0	0.0	0.0	0.0	0.0	0.0	0.0	316,062.4
Other	0.0	0.0	0.0	0.0	0.0	0.0	0.0	0.0	0.0	0.0	0.0	0.0	0.0
Alberta Commercial	0.0	0.0	0.0	0.0	0.0	0.0	0.0	0.0	0.0	0.0	0.0	0.0	0.0
Alberta Industrial	0.0	0.0	0.0	0.0	0.0	0.0	0.0	0.0	0.0	0.0	0.0	0.0	0.0
Alberta Residential	0.0	0.0	0.0	0.0	0.0	0.0	0.0	0.0	0.0	0.0	0.0	0.0	0.0
Alberta Elec.Generation	0.0	0.0	0.0	0.0	0.0	0.0	0.0	0.0	0.0	0.0	0.0	0.0	0.0
Shrinkage													
Acid Gas	0.0	0.0	0.0	0.0	0.0	0.0	0.0	0.0	0.0	0.0	0.0	0.0	0.0
Other products	588.6	475.9	466.6	441.6	482.4	0.0	0.0	0.0	0.0	0.0	0.0	0.0	2,455.1
Fuel	1,687.8	1,595.5	1,669.9	1,609.8	1,609.5	0.0	0.0	0.0	0.0	0.0	0.0	0.0	8,172.5
Flared	2.6	3.6	0.4	1.9	0.0	0.0	0.0	0.0	0.0	0.0	0.0	0.0	8.5
Vented	0.0	0.0	0.0	0.3	0.2	0.0	0.0	0.0	0.0	0.0	0.0	0.0	0.5
Diff and Other	-113.7	-1,519.9	-2,338.2	-23.9	389.7	0.0	0.0	0.0	0.0	0.0	0.0	0.0	-3,606.0
Process and Frac													
Pentanes Plus	2,148.0	1,866.9	1,912.8	1,779.0	1,871.0	0.0	0.0	0.0	0.0	0.0	0.0	0.0	9,577.7
Propane	0.0	0.0	0.0	0.0	0.0	0.0	0.0	0.0	0.0	0.0	0.0	0.0	0.0
Butanes	0.0	0.0	0.0	0.0	0.0	0.0	0.0	0.0	0.0	0.0	0.0	0.0	0.0
Ethane	0.0	0.0	0.0	0.0	0.0	0.0	0.0	0.0	0.0	0.0	0.0	0.0	0.0
NGL MIX	580.6	366.2	295.2	304.5	393.0	0.0	0.0	0.0	0.0	0.0	0.0	0.0	1,939.5
Sulphur	0.0	0.0	0.0	0.0	0.0	0.0	0.0	0.0	0.0	0.0	0.0	0.0	0.0
Sulphur Closing Inv	0.0	0.0	0.0	0.0	0.0	0.0	0.0	0.0	0.0	0.0	0.0	0.0	0.0

Unit of Measurement: Gas and Gas equivalent products: 1000m3, Liquids: m3, Sulphur: MTS

VPR6200

Facility ID ABGP0140036

Facility Name KANATA SIMONETTE 13-11 GAS PLANT

Facility Licence # 42908

Facility Operator A730 KANATA ENERGY

Production Month	202001	202002	202003	202004	202005	202006	202007	202008	202009	202010	202011	202012	Totals
Receipts													
Receipts from Alberta Facilities	30,447.3	29,504.6	30,259.8	27,344.4	27,009.9	0.0	0.0	0.0	0.0	0.0	0.0	0.0	144,566.0
Receipts from Non-Alberta Facilities	0.0	0.0	0.0	0.0	0.0	0.0	0.0	0.0	0.0	0.0	0.0	0.0	0.0
Dispositions													
Disposition													
Battery	0.0	0.0	0.0	0.0	0.0	0.0	0.0	0.0	0.0	0.0	0.0	0.0	0.0
Gas Gathering System	0.0	0.0	0.0	0.0	0.0	0.0	0.0	0.0	0.0	0.0	0.0	0.0	0.0
Gas Plant	0.0	0.0	0.0	0.0	0.0	0.0	0.0	0.0	0.0	0.0	0.0	0.0	0.0
Injection Facility	0.0	0.0	0.0	0.0	0.0	0.0	0.0	0.0	0.0	0.0	0.0	0.0	0.0
Meter Station	29,948.7	29,252.3	29,783.5	27,485.5	26,158.2	0.0	0.0	0.0	0.0	0.0	0.0	0.0	142,628.2
Other	0.0	0.0	0.0	0.0	0.0	0.0	0.0	0.0	0.0	0.0	0.0	0.0	0.0
Alberta Commercial	10.4	10.5	13.9	12.1	11.1	0.0	0.0	0.0	0.0	0.0	0.0	0.0	58.0
Alberta Industrial	0.0	0.0	0.0	0.0	0.0	0.0	0.0	0.0	0.0	0.0	0.0	0.0	0.0
Alberta Residential	0.0	0.0	0.0	0.0	0.0	0.0	0.0	0.0	0.0	0.0	0.0	0.0	0.0
Alberta Elec.Generation	0.0	0.0	0.0	0.0	0.0	0.0	0.0	0.0	0.0	0.0	0.0	0.0	0.0
Shrinkage													
Acid Gas	0.0	0.0	0.0	0.0	0.0	0.0	0.0	0.0	0.0	0.0	0.0	0.0	0.0
Other products	739.7	756.6	708.9	563.5	567.6	0.0	0.0	0.0	0.0	0.0	0.0	0.0	3,336.3
Fuel	884.6	806.0	832.8	739.1	683.5	0.0	0.0	0.0	0.0	0.0	0.0	0.0	3,946.0
Flared	8.5	9.9	8.7	9.0	8.0	0.0	0.0	0.0	0.0	0.0	0.0	0.0	44.1
Vented	1.2	1.2	1.2	1.1	1.1	0.0	0.0	0.0	0.0	0.0	0.0	0.0	5.8
Diff and Other	-1,145.8	-1,331.9	-1,089.2	-1,465.9	-419.6	0.0	0.0	0.0	0.0	0.0	0.0	0.0	-5,452.4
Process and Frac													
Pentanes Plus	2,357.3	2,455.0	2,470.5	2,233.9	2,224.6	0.0	0.0	0.0	0.0	0.0	0.0	0.0	11,741.3
Propane	0.0	0.0	0.0	0.0	0.0	0.0	0.0	0.0	0.0	0.0	0.0	0.0	0.0
Butanes	0.0	0.0	0.0	0.0	0.0	0.0	0.0	0.0	0.0	0.0	0.0	0.0	0.0
Ethane	0.0	0.0	0.0	0.0	0.0	0.0	0.0	0.0	0.0	0.0	0.0	0.0	0.0
NGL MIX	1,088.5	1,073.5	865.5	443.8	470.0	0.0	0.0	0.0	0.0	0.0	0.0	0.0	3,941.3
Sulphur	0.0	0.0	0.0	0.0	0.0	0.0	0.0	0.0	0.0	0.0	0.0	0.0	0.0
Sulphur Closing Inv	0.0	0.0	0.0	0.0	0.0	0.0	0.0	0.0	0.0	0.0	0.0	0.0	0.0

Unit of Measurement: Gas and Gas equivalent products: 1000m3, Liquids: m3, Sulphur: MTS

VPR6200

Facility ID ABGP0140178
Facility Licence # 49026

Facility Name Elmworth LNG Phase 1
Facility Operator A73H FERUS NGF INC

Production Month	202001	202002	202003	202004	202005	202006	202007	202008	202009	202010	202011	202012	Totals
Receipts													
Receipts from Alberta Facilities	3,070.0	2,121.5	1,588.2	1,505.6	1,305.8	0.0	0.0	0.0	0.0	0.0	0.0	0.0	9,591.1
Receipts from Non-Alberta Facilities	0.0	0.0	0.0	0.0	0.0	0.0	0.0	0.0	0.0	0.0	0.0	0.0	0.0
Dispositions													
Disposition													
Battery	0.0	0.0	0.0	0.0	0.0	0.0	0.0	0.0	0.0	0.0	0.0	0.0	0.0
Gas Gathering System	0.0	0.0	0.0	0.0	0.0	0.0	0.0	0.0	0.0	0.0	0.0	0.0	0.0
Gas Plant	0.0	0.0	0.0	0.0	0.0	0.0	0.0	0.0	0.0	0.0	0.0	0.0	0.0
Injection Facility	0.0	0.0	0.0	0.0	0.0	0.0	0.0	0.0	0.0	0.0	0.0	0.0	0.0
Meter Station	0.0	0.0	0.0	0.0	0.0	0.0	0.0	0.0	0.0	0.0	0.0	0.0	0.0
Other	0.0	0.0	0.0	0.0	0.0	0.0	0.0	0.0	0.0	0.0	0.0	0.0	0.0
Alberta Commercial	2,960.8	1,991.6	1,473.3	1,453.3	1,247.5	0.0	0.0	0.0	0.0	0.0	0.0	0.0	9,126.5
Alberta Industrial	0.0	0.0	0.0	0.0	0.0	0.0	0.0	0.0	0.0	0.0	0.0	0.0	0.0
Alberta Residential	0.0	0.0	0.0	0.0	0.0	0.0	0.0	0.0	0.0	0.0	0.0	0.0	0.0
Alberta Elec.Generation	0.0	0.0	0.0	0.0	0.0	0.0	0.0	0.0	0.0	0.0	0.0	0.0	0.0
Shrinkage													
Acid Gas	0.0	0.0	0.0	0.0	0.0	0.0	0.0	0.0	0.0	0.0	0.0	0.0	0.0
Other products	0.0	0.0	0.0	0.0	0.0	0.0	0.0	0.0	0.0	0.0	0.0	0.0	0.0
Fuel	28.7	22.8	17.3	18.4	10.9	0.0	0.0	0.0	0.0	0.0	0.0	0.0	98.1
Flared	20.0	19.0	19.8	25.1	23.7	0.0	0.0	0.0	0.0	0.0	0.0	0.0	107.6
Vented	0.0	0.0	0.0	0.0	0.0	0.0	0.0	0.0	0.0	0.0	0.0	0.0	0.0
Diff and Other	60.5	88.1	77.8	8.8	23.7	0.0	0.0	0.0	0.0	0.0	0.0	0.0	258.9
Process and Frac													
Pentanes Plus	0.0	0.0	0.0	0.0	0.0	0.0	0.0	0.0	0.0	0.0	0.0	0.0	0.0
Propane	0.0	0.0	0.0	0.0	0.0	0.0	0.0	0.0	0.0	0.0	0.0	0.0	0.0
Butanes	0.0	0.0	0.0	0.0	0.0	0.0	0.0	0.0	0.0	0.0	0.0	0.0	0.0
Ethane	0.0	0.0	0.0	0.0	0.0	0.0	0.0	0.0	0.0	0.0	0.0	0.0	0.0
NGL MIX	0.0	0.0	0.0	0.0	0.0	0.0	0.0	0.0	0.0	0.0	0.0	0.0	0.0
Sulphur	0.0	0.0	0.0	0.0	0.0	0.0	0.0	0.0	0.0	0.0	0.0	0.0	0.0
Sulphur Closing Inv	0.0	0.0	0.0	0.0	0.0	0.0	0.0	0.0	0.0	0.0	0.0	0.0	0.0

Unit of Measurement: Gas and Gas equivalent products: 1000m3, Liquids: m3, Sulphur: MTS

VPR6200

Facility ID ABGP0140267

Facility Name 7G Cutbank 10-10-065-05W6

Facility Licence # 48565

Facility Operator A54C 7GEN

Production Month	202001	202002	202003	202004	202005	202006	202007	202008	202009	202010	202011	202012	Totals
Receipts													
Receipts from Alberta Facilities	79,072.8	73,059.2	60,985.8	54,465.6	306.8	0.0	0.0	0.0	0.0	0.0	0.0	0.0	267,890.2
Receipts from Non-Alberta Facilities	0.0	0.0	0.0	0.0	0.0	0.0	0.0	0.0	0.0	0.0	0.0	0.0	0.0
Dispositions													
Disposition													
Battery	0.0	0.0	0.0	23.2	0.0	0.0	0.0	0.0	0.0	0.0	0.0	0.0	23.2
Gas Gathering System	0.0	0.0	0.0	0.0	0.0	0.0	0.0	0.0	0.0	0.0	0.0	0.0	0.0
Gas Plant	0.0	0.0	0.0	0.0	0.0	0.0	0.0	0.0	0.0	0.0	0.0	0.0	0.0
Injection Facility	0.0	0.0	0.0	0.0	0.0	0.0	0.0	0.0	0.0	0.0	0.0	0.0	0.0
Meter Station	76,070.1	70,577.8	59,865.9	52,184.7	0.0	0.0	0.0	0.0	0.0	0.0	0.0	0.0	258,698.5
Other	0.0	0.0	0.0	0.0	0.0	0.0	0.0	0.0	0.0	0.0	0.0	0.0	0.0
Alberta Commercial	0.0	0.0	0.0	0.0	0.0	0.0	0.0	0.0	0.0	0.0	0.0	0.0	0.0
Alberta Industrial	0.0	0.0	0.0	0.0	0.0	0.0	0.0	0.0	0.0	0.0	0.0	0.0	0.0
Alberta Residential	0.0	0.0	0.0	0.0	0.0	0.0	0.0	0.0	0.0	0.0	0.0	0.0	0.0
Alberta Elec.Generation	0.0	0.0	0.0	0.0	0.0	0.0	0.0	0.0	0.0	0.0	0.0	0.0	0.0
Shrinkage													
Acid Gas	0.0	0.0	0.0	0.0	0.0	0.0	0.0	0.0	0.0	0.0	0.0	0.0	0.0
Other products	1,984.7	1,687.6	1,020.2	1,477.0	0.0	0.0	0.0	0.0	0.0	0.0	0.0	0.0	6,169.5
Fuel	903.0	814.2	821.1	757.8	257.5	0.0	0.0	0.0	0.0	0.0	0.0	0.0	3,553.6
Flared	97.0	43.7	86.2	81.4	33.6	0.0	0.0	0.0	0.0	0.0	0.0	0.0	341.9
Vented	0.0	0.0	0.0	14.4	15.7	0.0	0.0	0.0	0.0	0.0	0.0	0.0	30.1
Diff and Other	18.0	-64.1	-807.6	-72.9	0.0	0.0	0.0	0.0	0.0	0.0	0.0	0.0	-926.6
Process and Frac													
Pentanes Plus	0.0	0.0	0.0	6.5	0.0	0.0	0.0	0.0	0.0	0.0	0.0	0.0	6.5
Propane	0.0	0.0	0.0	0.0	0.0	0.0	0.0	0.0	0.0	0.0	0.0	0.0	0.0
Butanes	0.0	0.0	0.0	0.0	0.0	0.0	0.0	0.0	0.0	0.0	0.0	0.0	0.0
Ethane	0.0	0.0	0.0	0.0	0.0	0.0	0.0	0.0	0.0	0.0	0.0	0.0	0.0
NGL MIX	8,383.0	7,196.8	4,340.2	6,247.3	0.0	0.0	0.0	0.0	0.0	0.0	0.0	0.0	26,167.3
Sulphur	0.0	0.0	0.0	0.0	0.0	0.0	0.0	0.0	0.0	0.0	0.0	0.0	0.0
Sulphur Closing Inv	0.0	0.0	0.0	0.0	0.0	0.0	0.0	0.0	0.0	0.0	0.0	0.0	0.0

Unit of Measurement: Gas and Gas equivalent products: 1000m3, Liquids: m3, Sulphur: MTS

VPR6200

Facility ID ABGP0140439

Facility Name Simonette 10-29 Gas Plant

Facility Licence # 47687

Facility Operator 0026 OVV

Production Month	202001	202002	202003	202004	202005	202006	202007	202008	202009	202010	202011	202012	Totals
Receipts													
Receipts from Alberta Facilities	43,614.4	40,110.7	43,504.8	38,908.4	37,193.8	0.0	0.0	0.0	0.0	0.0	0.0	0.0	203,332.1
Receipts from Non-Alberta Facilities	0.0	0.0	0.0	0.0	0.0	0.0	0.0	0.0	0.0	0.0	0.0	0.0	0.0
Dispositions													
Disposition													
Battery	0.0	0.0	0.0	0.0	0.0	0.0	0.0	0.0	0.0	0.0	0.0	0.0	0.0
Gas Gathering System	0.0	0.0	0.0	0.0	0.0	0.0	0.0	0.0	0.0	0.0	0.0	0.0	0.0
Gas Plant	0.0	0.0	0.0	0.0	0.0	0.0	0.0	0.0	0.0	0.0	0.0	0.0	0.0
Injection Facility	0.0	0.0	0.0	0.0	0.0	0.0	0.0	0.0	0.0	0.0	0.0	0.0	0.0
Meter Station	37,485.0	34,441.0	37,486.0	34,444.0	33,387.0	0.0	0.0	0.0	0.0	0.0	0.0	0.0	177,243.0
Other	0.0	0.0	0.0	0.0	0.0	0.0	0.0	0.0	0.0	0.0	0.0	0.0	0.0
Alberta Commercial	0.0	0.0	0.0	0.0	0.0	0.0	0.0	0.0	0.0	0.0	0.0	0.0	0.0
Alberta Industrial	0.0	0.0	0.0	0.0	0.0	0.0	0.0	0.0	0.0	0.0	0.0	0.0	0.0
Alberta Residential	0.0	0.0	0.0	0.0	0.0	0.0	0.0	0.0	0.0	0.0	0.0	0.0	0.0
Alberta Elec.Generation	0.0	0.0	0.0	0.0	0.0	0.0	0.0	0.0	0.0	0.0	0.0	0.0	0.0
Shrinkage													
Acid Gas	0.0	0.0	0.0	0.0	0.0	0.0	0.0	0.0	0.0	0.0	0.0	0.0	0.0
Other products	5,785.4	5,124.8	5,673.1	3,789.4	3,283.8	0.0	0.0	0.0	0.0	0.0	0.0	0.0	23,656.5
Fuel	1,982.9	1,702.6	1,737.2	1,657.1	1,377.3	0.0	0.0	0.0	0.0	0.0	0.0	0.0	8,457.1
Flared	191.2	121.7	113.7	174.1	168.3	0.0	0.0	0.0	0.0	0.0	0.0	0.0	769.0
Vented	11.9	11.1	0.0	13.7	15.6	0.0	0.0	0.0	0.0	0.0	0.0	0.0	52.3
Diff and Other	-1,842.0	-1,290.5	-1,505.2	-1,169.9	-1,038.2	0.0	0.0	0.0	0.0	0.0	0.0	0.0	-6,845.8
Process and Frac													
Pentanes Plus	18,092.7	16,106.1	17,961.2	14,125.2	13,310.6	0.0	0.0	0.0	0.0	0.0	0.0	0.0	79,595.8
Propane	0.0	0.0	0.0	0.0	0.0	0.0	0.0	0.0	0.0	0.0	0.0	0.0	0.0
Butanes	0.0	0.0	0.0	0.0	0.0	0.0	0.0	0.0	0.0	0.0	0.0	0.0	0.0
Ethane	0.0	0.0	0.0	0.0	0.0	0.0	0.0	0.0	0.0	0.0	0.0	0.0	0.0
NGL MIX	8,296.9	7,359.5	7,959.6	3,662.8	2,375.4	0.0	0.0	0.0	0.0	0.0	0.0	0.0	29,654.2
Sulphur	0.0	0.0	0.0	0.0	0.0	0.0	0.0	0.0	0.0	0.0	0.0	0.0	0.0
Sulphur Closing Inv	0.0	0.0	0.0	0.0	0.0	0.0	0.0	0.0	0.0	0.0	0.0	0.0	0.0

Unit of Measurement: Gas and Gas equivalent products: 1000m3, Liquids: m3, Sulphur: MTS

VPR6200

Facility ID ABGP0140643
Facility Licence # 48741

Facility Name Patterson Creek Gas Plt 11-21-66-3W6
Facility Operator A84Z SEMCAMS

Production Month	202001	202002	202003	202004	202005	202006	202007	202008	202009	202010	202011	202012	Totals
Receipts													
Receipts from Alberta Facilities	124,568.3	127,819.7	129,027.0	95,795.8	108,409.3	0.0	0.0	0.0	0.0	0.0	0.0	0.0	585,620.1
Receipts from Non-Alberta Facilities	0.0	0.0	0.0	0.0	0.0	0.0	0.0	0.0	0.0	0.0	0.0	0.0	0.0
Dispositions													
Disposition													
Battery	0.0	0.0	0.0	0.0	0.0	0.0	0.0	0.0	0.0	0.0	0.0	0.0	0.0
Gas Gathering System	0.0	0.0	0.0	0.0	0.0	0.0	0.0	0.0	0.0	0.0	0.0	0.0	0.0
Gas Plant	0.0	0.0	0.0	0.0	0.0	0.0	0.0	0.0	0.0	0.0	0.0	0.0	0.0
Injection Facility	146.5	148.2	157.8	155.1	167.1	0.0	0.0	0.0	0.0	0.0	0.0	0.0	774.7
Meter Station	114,382.9	118,479.8	121,323.0	89,321.6	100,697.1	0.0	0.0	0.0	0.0	0.0	0.0	0.0	544,204.4
Other	0.0	0.0	0.0	0.0	0.0	0.0	0.0	0.0	0.0	0.0	0.0	0.0	0.0
Alberta Commercial	0.0	0.0	0.0	0.0	0.0	0.0	0.0	0.0	0.0	0.0	0.0	0.0	0.0
Alberta Industrial	0.0	0.0	0.0	0.0	0.0	0.0	0.0	0.0	0.0	0.0	0.0	0.0	0.0
Alberta Residential	0.0	0.0	0.0	0.0	0.0	0.0	0.0	0.0	0.0	0.0	0.0	0.0	0.0
Alberta Elec.Generation	0.0	0.0	0.0	0.0	0.0	0.0	0.0	0.0	0.0	0.0	0.0	0.0	0.0
Shrinkage													
Acid Gas	0.0	0.0	0.0	0.0	0.0	0.0	0.0	0.0	0.0	0.0	0.0	0.0	0.0
Other products	5,934.7	6,015.2	5,858.8	4,034.4	4,987.7	0.0	0.0	0.0	0.0	0.0	0.0	0.0	26,830.8
Fuel	2,588.9	2,075.2	2,425.3	1,725.3	1,736.9	0.0	0.0	0.0	0.0	0.0	0.0	0.0	10,551.6
Flared	13.0	3.5	2.4	7.1	2.5	0.0	0.0	0.0	0.0	0.0	0.0	0.0	28.5
Vented	15.3	17.9	20.3	12.0	11.0	0.0	0.0	0.0	0.0	0.0	0.0	0.0	76.5
Diff and Other	1,487.0	1,079.9	-760.6	540.3	807.0	0.0	0.0	0.0	0.0	0.0	0.0	0.0	3,153.6
Process and Frac													
Pentanes Plus	2,096.8	2,387.0	2,139.2	1,763.9	2,475.2	0.0	0.0	0.0	0.0	0.0	0.0	0.0	10,862.1
Propane	0.0	0.0	0.0	0.0	0.0	0.0	0.0	0.0	0.0	0.0	0.0	0.0	0.0
Butanes	0.0	0.0	0.0	0.0	0.0	0.0	0.0	0.0	0.0	0.0	0.0	0.0	0.0
Ethane	0.0	0.0	0.0	0.0	0.0	0.0	0.0	0.0	0.0	0.0	0.0	0.0	0.0
NGL MIX	22,275.5	22,327.6	22,009.8	14,846.3	18,212.3	0.0	0.0	0.0	0.0	0.0	0.0	0.0	99,671.5
Sulphur	0.0	0.0	0.0	0.0	0.0	0.0	0.0	0.0	0.0	0.0	0.0	0.0	0.0
Sulphur Closing Inv	0.0	0.0	0.0	0.0	0.0	0.0	0.0	0.0	0.0	0.0	0.0	0.0	0.0

Unit of Measurement: Gas and Gas equivalent products: 1000m3, Liquids: m3, Sulphur: MTS

VPR6200

Facility ID ABGP0140842
Facility Licence # 48865

Facility Name Columbia 15-36-044-15W5 Gas Plant
Facility Operator A573 TOURMALINE

Production Month	202001	202002	202003	202004	202005	202006	202007	202008	202009	202010	202011	202012	Totals
Receipts													
Receipts from Alberta Facilities	63,644.9	61,393.5	59,826.6	55,831.5	57,092.5	0.0	0.0	0.0	0.0	0.0	0.0	0.0	297,789.0
Receipts from Non-Alberta Facilities	0.0	0.0	0.0	0.0	0.0	0.0	0.0	0.0	0.0	0.0	0.0	0.0	0.0
Dispositions													
Disposition													
Battery	2.5	2.3	2.5	2.4	2.5	0.0	0.0	0.0	0.0	0.0	0.0	0.0	12.2
Gas Gathering System	0.0	0.0	0.0	0.0	0.0	0.0	0.0	0.0	0.0	0.0	0.0	0.0	0.0
Gas Plant	0.0	0.0	0.0	0.0	0.0	0.0	0.0	0.0	0.0	0.0	0.0	0.0	0.0
Injection Facility	0.0	0.0	0.0	0.0	0.0	0.0	0.0	0.0	0.0	0.0	0.0	0.0	0.0
Meter Station	59,881.3	58,422.9	59,748.4	56,980.9	57,287.6	0.0	0.0	0.0	0.0	0.0	0.0	0.0	292,321.1
Other	0.0	0.0	0.0	0.0	0.0	0.0	0.0	0.0	0.0	0.0	0.0	0.0	0.0
Alberta Commercial	0.0	0.0	0.0	0.0	0.0	0.0	0.0	0.0	0.0	0.0	0.0	0.0	0.0
Alberta Industrial	0.0	0.0	0.0	0.0	0.0	0.0	0.0	0.0	0.0	0.0	0.0	0.0	0.0
Alberta Residential	0.0	0.0	0.0	0.0	0.0	0.0	0.0	0.0	0.0	0.0	0.0	0.0	0.0
Alberta Elec.Generation	0.0	0.0	0.0	0.0	0.0	0.0	0.0	0.0	0.0	0.0	0.0	0.0	0.0
Shrinkage													
Acid Gas	0.0	0.0	0.0	0.0	0.0	0.0	0.0	0.0	0.0	0.0	0.0	0.0	0.0
Other products	2,293.1	2,712.4	2,193.9	1,231.5	1,413.7	0.0	0.0	0.0	0.0	0.0	0.0	0.0	9,844.6
Fuel	2,045.7	2,056.0	2,094.7	1,868.2	1,881.8	0.0	0.0	0.0	0.0	0.0	0.0	0.0	9,946.4
Flared	16.4	0.7	4.6	0.5	1.3	0.0	0.0	0.0	0.0	0.0	0.0	0.0	23.5
Vented	0.0	0.0	0.0	0.6	0.7	0.0	0.0	0.0	0.0	0.0	0.0	0.0	1.3
Diff and Other	-594.1	-1,800.8	-4,217.5	-4,252.6	-3,495.1	0.0	0.0	0.0	0.0	0.0	0.0	0.0	-14,360.1
Process and Frac													
Pentanes Plus	4,890.1	5,612.2	5,305.3	4,413.1	5,122.5	0.0	0.0	0.0	0.0	0.0	0.0	0.0	25,343.2
Propane	0.0	0.0	0.0	0.0	0.0	0.0	0.0	0.0	0.0	0.0	0.0	0.0	0.0
Butanes	0.0	0.0	0.0	0.0	0.0	0.0	0.0	0.0	0.0	0.0	0.0	0.0	0.0
Ethane	0.0	0.0	0.0	0.0	0.0	0.0	0.0	0.0	0.0	0.0	0.0	0.0	0.0
NGL MIX	5,135.4	6,283.6	4,398.1	1,331.7	1,476.0	0.0	0.0	0.0	0.0	0.0	0.0	0.0	18,624.8
Sulphur	0.0	0.0	0.0	0.0	0.0	0.0	0.0	0.0	0.0	0.0	0.0	0.0	0.0
Sulphur Closing Inv	0.0	0.0	0.0	0.0	0.0	0.0	0.0	0.0	0.0	0.0	0.0	0.0	0.0

Unit of Measurement: Gas and Gas equivalent products: 1000m3, Liquids: m3, Sulphur: MTS

VPR6200

Facility ID ABGP0140979

Facility Name MODERN KAKWA 7-9-62-8W6 GAS PLANT

Facility Licence # 48862

Facility Operator A6M8 MODERN

Production Month	202001	202002	202003	202004	202005	202006	202007	202008	202009	202010	202011	202012	Totals
Receipts													
Receipts from Alberta Facilities	53,259.4	52,031.6	52,006.8	46,704.0	46,247.2	0.0	0.0	0.0	0.0	0.0	0.0	0.0	250,249.0
Receipts from Non-Alberta Facilities	0.0	0.0	0.0	0.0	0.0	0.0	0.0	0.0	0.0	0.0	0.0	0.0	0.0
Dispositions													
Disposition													
Battery	0.0	0.0	0.0	0.0	0.0	0.0	0.0	0.0	0.0	0.0	0.0	0.0	0.0
Gas Gathering System	0.0	0.0	0.0	0.0	0.0	0.0	0.0	0.0	0.0	0.0	0.0	0.0	0.0
Gas Plant	0.0	0.0	0.0	0.0	0.0	0.0	0.0	0.0	0.0	0.0	0.0	0.0	0.0
Injection Facility	0.0	0.0	0.0	0.0	0.0	0.0	0.0	0.0	0.0	0.0	0.0	0.0	0.0
Meter Station	51,727.5	50,362.0	50,551.6	45,339.4	44,900.3	0.0	0.0	0.0	0.0	0.0	0.0	0.0	242,880.8
Other	0.0	0.0	0.0	0.0	0.0	0.0	0.0	0.0	0.0	0.0	0.0	0.0	0.0
Alberta Commercial	0.0	0.0	0.0	0.0	0.0	0.0	0.0	0.0	0.0	0.0	0.0	0.0	0.0
Alberta Industrial	0.0	0.0	0.0	0.0	0.0	0.0	0.0	0.0	0.0	0.0	0.0	0.0	0.0
Alberta Residential	0.0	0.0	0.0	0.0	0.0	0.0	0.0	0.0	0.0	0.0	0.0	0.0	0.0
Alberta Elec.Generation	0.0	0.0	0.0	0.0	0.0	0.0	0.0	0.0	0.0	0.0	0.0	0.0	0.0
Shrinkage													
Acid Gas	0.0	0.0	0.0	0.0	0.0	0.0	0.0	0.0	0.0	0.0	0.0	0.0	0.0
Other products	278.8	252.9	281.2	228.3	235.2	0.0	0.0	0.0	0.0	0.0	0.0	0.0	1,276.4
Fuel	1,275.5	1,255.2	1,259.9	1,197.2	1,212.5	0.0	0.0	0.0	0.0	0.0	0.0	0.0	6,200.3
Flared	18.4	29.8	38.0	28.5	48.6	0.0	0.0	0.0	0.0	0.0	0.0	0.0	163.3
Vented	26.9	25.1	6.3	7.8	8.2	0.0	0.0	0.0	0.0	0.0	0.0	0.0	74.3
Diff and Other	-67.7	106.6	-130.2	-97.2	-157.6	0.0	0.0	0.0	0.0	0.0	0.0	0.0	-346.1
Process and Frac													
Pentanes Plus	1,349.0	1,223.6	1,360.8	1,104.8	1,138.2	0.0	0.0	0.0	0.0	0.0	0.0	0.0	6,176.4
Propane	0.0	0.0	0.0	0.0	0.0	0.0	0.0	0.0	0.0	0.0	0.0	0.0	0.0
Butanes	0.0	0.0	0.0	0.0	0.0	0.0	0.0	0.0	0.0	0.0	0.0	0.0	0.0
Ethane	0.0	0.0	0.0	0.0	0.0	0.0	0.0	0.0	0.0	0.0	0.0	0.0	0.0
NGL MIX	0.0	0.0	0.0	0.0	0.0	0.0	0.0	0.0	0.0	0.0	0.0	0.0	0.0
Sulphur	0.0	0.0	0.0	0.0	0.0	0.0	0.0	0.0	0.0	0.0	0.0	0.0	0.0
Sulphur Closing Inv	0.0	0.0	0.0	0.0	0.0	0.0	0.0	0.0	0.0	0.0	0.0	0.0	0.0

Unit of Measurement: Gas and Gas equivalent products: 1000m3, Liquids: m3, Sulphur: MTS

VPR6200

Facility ID ABGP0142406
Facility Licence # 43942

Facility Name Orlen Ferrier 04-13-039-09W5 GP
Facility Operator A2DE OUC

Production Month	202001	202002	202003	202004	202005	202006	202007	202008	202009	202010	202011	202012	Totals
Receipts													
Receipts from Alberta Facilities	29,837.7	27,566.5	31,852.6	29,227.1	30,626.2	0.0	0.0	0.0	0.0	0.0	0.0	0.0	149,110.1
Receipts from Non-Alberta Facilities	0.0	0.0	0.0	0.0	0.0	0.0	0.0	0.0	0.0	0.0	0.0	0.0	0.0
Dispositions													
Disposition													
Battery	0.0	0.0	0.0	0.0	0.0	0.0	0.0	0.0	0.0	0.0	0.0	0.0	0.0
Gas Gathering System	0.0	0.0	0.0	0.0	0.0	0.0	0.0	0.0	0.0	0.0	0.0	0.0	0.0
Gas Plant	0.0	0.0	0.0	0.0	0.0	0.0	0.0	0.0	0.0	0.0	0.0	0.0	0.0
Injection Facility	0.0	0.0	0.0	0.0	0.0	0.0	0.0	0.0	0.0	0.0	0.0	0.0	0.0
Meter Station	27,337.4	25,630.4	29,282.7	27,194.3	28,761.0	0.0	0.0	0.0	0.0	0.0	0.0	0.0	138,205.8
Other	0.0	0.0	0.0	0.0	0.0	0.0	0.0	0.0	0.0	0.0	0.0	0.0	0.0
Alberta Commercial	0.0	0.0	0.0	0.0	0.0	0.0	0.0	0.0	0.0	0.0	0.0	0.0	0.0
Alberta Industrial	0.0	0.0	0.0	0.0	0.0	0.0	0.0	0.0	0.0	0.0	0.0	0.0	0.0
Alberta Residential	0.0	0.0	0.0	0.0	0.0	0.0	0.0	0.0	0.0	0.0	0.0	0.0	0.0
Alberta Elec.Generation	0.0	0.0	0.0	0.0	0.0	0.0	0.0	0.0	0.0	0.0	0.0	0.0	0.0
Shrinkage													
Acid Gas	0.0	0.0	0.0	0.0	0.0	0.0	0.0	0.0	0.0	0.0	0.0	0.0	0.0
Other products	1,449.3	1,289.6	1,457.7	1,285.7	1,228.1	0.0	0.0	0.0	0.0	0.0	0.0	0.0	6,710.4
Fuel	1,346.3	1,189.0	1,311.1	0.0	1,207.9	0.0	0.0	0.0	0.0	0.0	0.0	0.0	5,054.3
Flared	9.7	18.5	0.4	0.0	7.3	0.0	0.0	0.0	0.0	0.0	0.0	0.0	35.9
Vented	0.1	0.0	0.0	0.0	0.0	0.0	0.0	0.0	0.0	0.0	0.0	0.0	0.1
Diff and Other	-305.1	-561.0	-199.3	747.1	-578.1	0.0	0.0	0.0	0.0	0.0	0.0	0.0	-896.4
Process and Frac													
Pentanes Plus	0.0	0.0	0.0	0.0	0.0	0.0	0.0	0.0	0.0	0.0	0.0	0.0	0.0
Propane	0.0	0.0	0.0	0.0	0.0	0.0	0.0	0.0	0.0	0.0	0.0	0.0	0.0
Butanes	0.0	0.0	0.0	0.0	0.0	0.0	0.0	0.0	0.0	0.0	0.0	0.0	0.0
Ethane	0.0	0.0	0.0	0.0	0.0	0.0	0.0	0.0	0.0	0.0	0.0	0.0	0.0
NGL MIX	5,908.2	5,289.6	5,985.3	5,292.7	5,128.3	0.0	0.0	0.0	0.0	0.0	0.0	0.0	27,604.1
Sulphur	0.0	0.0	0.0	0.0	0.0	0.0	0.0	0.0	0.0	0.0	0.0	0.0	0.0
Sulphur Closing Inv	0.0	0.0	0.0	0.0	0.0	0.0	0.0	0.0	0.0	0.0	0.0	0.0	0.0

Unit of Measurement: Gas and Gas equivalent products: 1000m3, Liquids: m3, Sulphur: MTS

VPR6200

Facility ID ABGP0142505
Facility Licence # 13910

Facility Name MUSREAU DEEP CUT
Facility Operator A5A3 PEMBINA GASSER

Production Month	202001	202002	202003	202004	202005	202006	202007	202008	202009	202010	202011	202012	Totals
Receipts													
Receipts from Alberta Facilities	170,233.2	169,457.3	173,074.4	156,897.8	160,471.2	0.0	0.0	0.0	0.0	0.0	0.0	0.0	830,133.9
Receipts from Non-Alberta Facilities	0.0	0.0	0.0	0.0	0.0	0.0	0.0	0.0	0.0	0.0	0.0	0.0	0.0
Dispositions													
Disposition													
Battery	0.0	0.0	0.0	0.0	0.0	0.0	0.0	0.0	0.0	0.0	0.0	0.0	0.0
Gas Gathering System	0.0	0.0	0.0	0.0	0.0	0.0	0.0	0.0	0.0	0.0	0.0	0.0	0.0
Gas Plant	0.0	0.0	0.0	0.0	0.0	0.0	0.0	0.0	0.0	0.0	0.0	0.0	0.0
Injection Facility	0.0	0.0	0.0	0.0	0.0	0.0	0.0	0.0	0.0	0.0	0.0	0.0	0.0
Meter Station	155,483.0	154,365.8	157,493.5	142,686.8	144,751.7	0.0	0.0	0.0	0.0	0.0	0.0	0.0	754,780.8
Other	0.0	0.0	0.0	0.0	0.0	0.0	0.0	0.0	0.0	0.0	0.0	0.0	0.0
Alberta Commercial	0.0	0.0	0.0	0.0	0.0	0.0	0.0	0.0	0.0	0.0	0.0	0.0	0.0
Alberta Industrial	0.0	0.0	0.0	0.0	0.0	0.0	0.0	0.0	0.0	0.0	0.0	0.0	0.0
Alberta Residential	0.0	0.0	0.0	0.0	0.0	0.0	0.0	0.0	0.0	0.0	0.0	0.0	0.0
Alberta Elec.Generation	0.0	0.0	0.0	0.0	0.0	0.0	0.0	0.0	0.0	0.0	0.0	0.0	0.0
Shrinkage													
Acid Gas	0.0	0.0	0.0	0.0	0.0	0.0	0.0	0.0	0.0	0.0	0.0	0.0	0.0
Other products	17,011.8	17,901.2	17,784.5	16,431.6	16,830.3	0.0	0.0	0.0	0.0	0.0	0.0	0.0	85,959.4
Fuel	0.0	0.0	0.0	0.0	0.0	0.0	0.0	0.0	0.0	0.0	0.0	0.0	0.0
Flared	31.3	65.3	60.5	10.0	8.3	0.0	0.0	0.0	0.0	0.0	0.0	0.0	175.4
Vented	0.0	0.0	0.0	0.0	0.0	0.0	0.0	0.0	0.0	0.0	0.0	0.0	0.0
Diff and Other	-2,292.9	-2,875.0	-2,264.1	-2,230.6	-1,119.1	0.0	0.0	0.0	0.0	0.0	0.0	0.0	-10,781.7
Process and Frac													
Pentanes Plus	0.0	0.0	0.0	0.0	0.0	0.0	0.0	0.0	0.0	0.0	0.0	0.0	0.0
Propane	0.0	0.0	0.0	0.0	0.0	0.0	0.0	0.0	0.0	0.0	0.0	0.0	0.0
Butanes	0.0	0.0	0.0	0.0	0.0	0.0	0.0	0.0	0.0	0.0	0.0	0.0	0.0
Ethane	0.0	0.0	0.0	0.0	0.0	0.0	0.0	0.0	0.0	0.0	0.0	0.0	0.0
NGL MIX	61,479.9	64,529.3	64,175.4	59,363.5	60,754.0	0.0	0.0	0.0	0.0	0.0	0.0	0.0	310,302.1
Sulphur	0.0	0.0	0.0	0.0	0.0	0.0	0.0	0.0	0.0	0.0	0.0	0.0	0.0
Sulphur Closing Inv	0.0	0.0	0.0	0.0	0.0	0.0	0.0	0.0	0.0	0.0	0.0	0.0	0.0

Unit of Measurement: Gas and Gas equivalent products: 1000m3, Liquids: m3, Sulphur: MTS

VPR6200

Facility ID ABGP0143117

Facility Name Viking 11-16-48-13W4

Facility Licence # 10592

Facility Operator A73W ENERCAPITA

Production Month	202001	202002	202003	202004	202005	202006	202007	202008	202009	202010	202011	202012	Totals
Receipts													
Receipts from Alberta Facilities	973.8	908.3	973.9	956.6	1,026.1	0.0	0.0	0.0	0.0	0.0	0.0	0.0	4,838.7
Receipts from Non-Alberta Facilities	0.0	0.0	0.0	0.0	0.0	0.0	0.0	0.0	0.0	0.0	0.0	0.0	0.0
Dispositions													
Disposition													
Battery	0.0	0.0	0.0	0.0	0.0	0.0	0.0	0.0	0.0	0.0	0.0	0.0	0.0
Gas Gathering System	939.8	867.8	936.8	909.8	960.5	0.0	0.0	0.0	0.0	0.0	0.0	0.0	4,614.7
Gas Plant	0.0	0.0	0.0	0.0	0.0	0.0	0.0	0.0	0.0	0.0	0.0	0.0	0.0
Injection Facility	0.0	0.0	0.0	0.0	0.0	0.0	0.0	0.0	0.0	0.0	0.0	0.0	0.0
Meter Station	0.0	0.0	0.0	0.0	0.0	0.0	0.0	0.0	0.0	0.0	0.0	0.0	0.0
Other	0.0	0.0	0.0	0.0	0.0	0.0	0.0	0.0	0.0	0.0	0.0	0.0	0.0
Alberta Commercial	0.0	0.0	0.0	0.0	0.0	0.0	0.0	0.0	0.0	0.0	0.0	0.0	0.0
Alberta Industrial	0.0	0.0	0.0	0.0	0.0	0.0	0.0	0.0	0.0	0.0	0.0	0.0	0.0
Alberta Residential	0.0	0.0	0.0	0.0	0.0	0.0	0.0	0.0	0.0	0.0	0.0	0.0	0.0
Alberta Elec.Generation	0.0	0.0	0.0	0.0	0.0	0.0	0.0	0.0	0.0	0.0	0.0	0.0	0.0
Shrinkage													
Acid Gas	0.0	0.0	0.0	0.0	0.0	0.0	0.0	0.0	0.0	0.0	0.0	0.0	0.0
Other products	0.0	0.0	0.0	0.0	0.0	0.0	0.0	0.0	0.0	0.0	0.0	0.0	0.0
Fuel	25.6	23.9	25.4	24.0	23.4	0.0	0.0	0.0	0.0	0.0	0.0	0.0	122.3
Flared	0.0	0.0	0.0	0.0	0.0	0.0	0.0	0.0	0.0	0.0	0.0	0.0	0.0
Vented	0.0	0.0	0.0	0.0	0.0	0.0	0.0	0.0	0.0	0.0	0.0	0.0	0.0
Diff and Other	8.4	16.6	11.7	22.8	42.2	0.0	0.0	0.0	0.0	0.0	0.0	0.0	101.7
Process and Frac													
Pentanes Plus	0.0	0.0	0.0	0.0	0.0	0.0	0.0	0.0	0.0	0.0	0.0	0.0	0.0
Propane	0.0	0.0	0.0	0.0	0.0	0.0	0.0	0.0	0.0	0.0	0.0	0.0	0.0
Butanes	0.0	0.0	0.0	0.0	0.0	0.0	0.0	0.0	0.0	0.0	0.0	0.0	0.0
Ethane	0.0	0.0	0.0	0.0	0.0	0.0	0.0	0.0	0.0	0.0	0.0	0.0	0.0
NGL MIX	0.0	0.0	0.0	0.0	0.0	0.0	0.0	0.0	0.0	0.0	0.0	0.0	0.0
Sulphur	0.0	0.0	0.0	0.0	0.0	0.0	0.0	0.0	0.0	0.0	0.0	0.0	0.0
Sulphur Closing Inv	0.0	0.0	0.0	0.0	0.0	0.0	0.0	0.0	0.0	0.0	0.0	0.0	0.0

Unit of Measurement: Gas and Gas equivalent products: 1000m3, Liquids: m3, Sulphur: MTS

VPR6200

Facility ID ABGP0143189

Facility Name FSEEP 02-03-055-22W4 Gas Plant

Facility Licence # 12691

Facility Operator A74Y TIDEWATER

Production Month	202001	202002	202003	202004	202005	202006	202007	202008	202009	202010	202011	202012	Totals
Receipts													
Receipts from Alberta Facilities	25,818.2	28,135.2	28,687.1	29,186.5	29,524.6	0.0	0.0	0.0	0.0	0.0	0.0	0.0	141,351.6
Receipts from Non-Alberta Facilities	0.0	0.0	0.0	0.0	0.0	0.0	0.0	0.0	0.0	0.0	0.0	0.0	0.0
Dispositions													
Disposition													
Battery	0.0	0.0	0.0	0.0	0.0	0.0	0.0	0.0	0.0	0.0	0.0	0.0	0.0
Gas Gathering System	0.0	0.0	0.0	0.0	0.0	0.0	0.0	0.0	0.0	0.0	0.0	0.0	0.0
Gas Plant	0.0	0.0	0.0	0.0	0.0	0.0	0.0	0.0	0.0	0.0	0.0	0.0	0.0
Injection Facility	0.0	0.0	0.0	0.0	0.0	0.0	0.0	0.0	0.0	0.0	0.0	0.0	0.0
Meter Station	24,503.6	26,996.8	27,220.1	27,705.2	27,934.9	0.0	0.0	0.0	0.0	0.0	0.0	0.0	134,360.6
Other	0.0	0.0	0.0	0.0	0.0	0.0	0.0	0.0	0.0	0.0	0.0	0.0	0.0
Alberta Commercial	0.0	0.0	0.0	0.0	0.0	0.0	0.0	0.0	0.0	0.0	0.0	0.0	0.0
Alberta Industrial	0.0	0.0	0.0	0.0	0.0	0.0	0.0	0.0	0.0	0.0	0.0	0.0	0.0
Alberta Residential	0.0	0.0	0.0	0.0	0.0	0.0	0.0	0.0	0.0	0.0	0.0	0.0	0.0
Alberta Elec.Generation	0.0	0.0	0.0	0.0	0.0	0.0	0.0	0.0	0.0	0.0	0.0	0.0	0.0
Shrinkage													
Acid Gas	0.0	0.0	0.0	0.0	0.0	0.0	0.0	0.0	0.0	0.0	0.0	0.0	0.0
Other products	1,462.9	1,517.5	1,745.4	1,812.1	1,968.9	0.0	0.0	0.0	0.0	0.0	0.0	0.0	8,506.8
Fuel	29.1	20.4	21.6	19.3	9.0	0.0	0.0	0.0	0.0	0.0	0.0	0.0	99.4
Flared	6.7	6.2	8.7	6.1	6.3	0.0	0.0	0.0	0.0	0.0	0.0	0.0	34.0
Vented	0.0	0.0	0.0	0.0	0.0	0.0	0.0	0.0	0.0	0.0	0.0	0.0	0.0
Diff and Other	-184.1	-405.7	-308.7	-356.2	-394.5	0.0	0.0	0.0	0.0	0.0	0.0	0.0	-1,649.2
Process and Frac													
Pentanes Plus	0.0	0.0	0.0	0.0	0.0	0.0	0.0	0.0	0.0	0.0	0.0	0.0	0.0
Propane	0.0	0.0	0.0	0.0	0.0	0.0	0.0	0.0	0.0	0.0	0.0	0.0	0.0
Butanes	0.0	0.0	0.0	0.0	0.0	0.0	0.0	0.0	0.0	0.0	0.0	0.0	0.0
Ethane	0.0	0.0	0.0	0.0	0.0	0.0	0.0	0.0	0.0	0.0	0.0	0.0	0.0
NGL MIX	5,345.8	5,561.6	6,381.2	6,637.8	7,211.0	0.0	0.0	0.0	0.0	0.0	0.0	0.0	31,137.4
Sulphur	0.0	0.0	0.0	0.0	0.0	0.0	0.0	0.0	0.0	0.0	0.0	0.0	0.0
Sulphur Closing Inv	0.0	0.0	0.0	0.0	0.0	0.0	0.0	0.0	0.0	0.0	0.0	0.0	0.0

Unit of Measurement: Gas and Gas equivalent products: 1000m3, Liquids: m3, Sulphur: MTS

VPR6200

Facility ID ABGP0145129
Facility Licence # 49054

Facility Name DUVERNAY KAYBOB COMPLEX
Facility Operator A5A3 PEMBINA GASSER

Production Month	202001	202002	202003	202004	202005	202006	202007	202008	202009	202010	202011	202012	Totals
Receipts													
Receipts from Alberta Facilities	115,091.9	115,641.1	129,904.1	132,524.1	139,938.9	0.0	0.0	0.0	0.0	0.0	0.0	0.0	633,100.1
Receipts from Non-Alberta Facilities	0.0	0.0	0.0	0.0	0.0	0.0	0.0	0.0	0.0	0.0	0.0	0.0	0.0
Dispositions													
Disposition													
Battery	0.0	0.0	0.0	0.0	0.0	0.0	0.0	0.0	0.0	0.0	0.0	0.0	0.0
Gas Gathering System	1,325.0	1,222.7	1,885.3	1,022.7	859.3	0.0	0.0	0.0	0.0	0.0	0.0	0.0	6,315.0
Gas Plant	0.0	0.0	220.7	448.0	632.0	0.0	0.0	0.0	0.0	0.0	0.0	0.0	1,300.7
Injection Facility	0.0	0.0	0.0	0.0	0.0	0.0	0.0	0.0	0.0	0.0	0.0	0.0	0.0
Meter Station	104,169.5	104,580.4	116,702.4	121,037.5	127,072.3	0.0	0.0	0.0	0.0	0.0	0.0	0.0	573,562.1
Other	0.0	0.0	0.0	0.0	0.0	0.0	0.0	0.0	0.0	0.0	0.0	0.0	0.0
Alberta Commercial	0.0	0.0	0.0	0.0	0.0	0.0	0.0	0.0	0.0	0.0	0.0	0.0	0.0
Alberta Industrial	0.0	0.0	0.0	0.0	0.0	0.0	0.0	0.0	0.0	0.0	0.0	0.0	0.0
Alberta Residential	0.0	0.0	0.0	0.0	0.0	0.0	0.0	0.0	0.0	0.0	0.0	0.0	0.0
Alberta Elec.Generation	0.0	0.0	0.0	0.0	0.0	0.0	0.0	0.0	0.0	0.0	0.0	0.0	0.0
Shrinkage													
Acid Gas	0.0	0.0	0.0	0.0	0.0	0.0	0.0	0.0	0.0	0.0	0.0	0.0	0.0
Other products	9,152.7	8,841.6	9,787.5	8,827.8	9,563.9	0.0	0.0	0.0	0.0	0.0	0.0	0.0	46,173.5
Fuel	713.6	721.0	804.2	773.7	815.5	0.0	0.0	0.0	0.0	0.0	0.0	0.0	3,828.0
Flared	405.5	339.0	335.8	260.1	259.2	0.0	0.0	0.0	0.0	0.0	0.0	0.0	1,599.6
Vented	0.3	0.3	0.0	0.0	0.0	0.0	0.0	0.0	0.0	0.0	0.0	0.0	0.6
Diff and Other	-674.7	-63.9	168.2	154.3	736.7	0.0	0.0	0.0	0.0	0.0	0.0	0.0	320.6
Process and Frac													
Pentanes Plus	0.0	0.0	0.0	0.0	0.0	0.0	0.0	0.0	0.0	0.0	0.0	0.0	0.0
Propane	0.0	0.0	0.0	0.0	0.0	0.0	0.0	0.0	0.0	0.0	0.0	0.0	0.0
Butanes	0.0	0.0	0.0	0.0	0.0	0.0	0.0	0.0	0.0	0.0	0.0	0.0	0.0
Ethane	0.0	0.0	0.0	0.0	0.0	0.0	0.0	0.0	0.0	0.0	0.0	0.0	0.0
NGL MIX	36,636.5	35,353.4	39,178.1	35,593.2	38,734.4	0.0	0.0	0.0	0.0	0.0	0.0	0.0	185,495.6
Sulphur	0.0	0.0	0.0	0.0	0.0	0.0	0.0	0.0	0.0	0.0	0.0	0.0	0.0
Sulphur Closing Inv	0.0	0.0	0.0	0.0	0.0	0.0	0.0	0.0	0.0	0.0	0.0	0.0	0.0

Unit of Measurement: Gas and Gas equivalent products: 1000m3, Liquids: m3, Sulphur: MTS

VPR6200

Facility ID ABGP0145222

Facility Name MODERN CUTPICK 1-24-60-8W6 GAS PLANT

Facility Licence # 26597

Facility Operator A6M8 MODERN

Production Month	202001	202002	202003	202004	202005	202006	202007	202008	202009	202010	202011	202012	Totals
Receipts													
Receipts from Alberta Facilities	2,617.2	2,511.9	2,458.8	2,177.7	2,055.7	0.0	0.0	0.0	0.0	0.0	0.0	0.0	11,821.3
Receipts from Non-Alberta Facilities	0.0	0.0	0.0	0.0	0.0	0.0	0.0	0.0	0.0	0.0	0.0	0.0	0.0
Dispositions													
Disposition													
Battery	0.0	0.0	0.0	0.0	0.0	0.0	0.0	0.0	0.0	0.0	0.0	0.0	0.0
Gas Gathering System	0.0	0.0	0.0	0.0	0.0	0.0	0.0	0.0	0.0	0.0	0.0	0.0	0.0
Gas Plant	0.0	0.0	0.0	0.0	0.0	0.0	0.0	0.0	0.0	0.0	0.0	0.0	0.0
Injection Facility	0.0	0.0	0.0	0.0	0.0	0.0	0.0	0.0	0.0	0.0	0.0	0.0	0.0
Meter Station	2,313.4	2,190.7	2,124.9	1,865.4	1,745.6	0.0	0.0	0.0	0.0	0.0	0.0	0.0	10,240.0
Other	0.0	0.0	0.0	0.0	0.0	0.0	0.0	0.0	0.0	0.0	0.0	0.0	0.0
Alberta Commercial	0.0	0.0	0.0	0.0	0.0	0.0	0.0	0.0	0.0	0.0	0.0	0.0	0.0
Alberta Industrial	0.0	0.0	0.0	0.0	0.0	0.0	0.0	0.0	0.0	0.0	0.0	0.0	0.0
Alberta Residential	0.0	0.0	0.0	0.0	0.0	0.0	0.0	0.0	0.0	0.0	0.0	0.0	0.0
Alberta Elec.Generation	0.0	0.0	0.0	0.0	0.0	0.0	0.0	0.0	0.0	0.0	0.0	0.0	0.0
Shrinkage													
Acid Gas	0.0	0.0	0.0	0.0	0.0	0.0	0.0	0.0	0.0	0.0	0.0	0.0	0.0
Other products	3.8	2.1	1.4	2.3	1.4	0.0	0.0	0.0	0.0	0.0	0.0	0.0	11.0
Fuel	242.7	225.5	226.5	210.6	214.8	0.0	0.0	0.0	0.0	0.0	0.0	0.0	1,120.1
Flared	0.0	0.0	0.0	0.0	0.0	0.0	0.0	0.0	0.0	0.0	0.0	0.0	0.0
Vented	4.5	4.4	0.4	0.2	0.0	0.0	0.0	0.0	0.0	0.0	0.0	0.0	9.5
Diff and Other	52.8	89.2	105.6	99.2	93.9	0.0	0.0	0.0	0.0	0.0	0.0	0.0	440.7
Process and Frac													
Pentanes Plus	18.5	10.2	6.7	10.9	6.6	0.0	0.0	0.0	0.0	0.0	0.0	0.0	52.9
Propane	0.0	0.0	0.0	0.0	0.0	0.0	0.0	0.0	0.0	0.0	0.0	0.0	0.0
Butanes	0.0	0.0	0.0	0.0	0.0	0.0	0.0	0.0	0.0	0.0	0.0	0.0	0.0
Ethane	0.0	0.0	0.0	0.0	0.0	0.0	0.0	0.0	0.0	0.0	0.0	0.0	0.0
NGL MIX	0.0	0.0	0.0	0.0	0.0	0.0	0.0	0.0	0.0	0.0	0.0	0.0	0.0
Sulphur	0.0	0.0	0.0	0.0	0.0	0.0	0.0	0.0	0.0	0.0	0.0	0.0	0.0
Sulphur Closing Inv	0.0	0.0	0.0	0.0	0.0	0.0	0.0	0.0	0.0	0.0	0.0	0.0	0.0

Unit of Measurement: Gas and Gas equivalent products: 1000m3, Liquids: m3, Sulphur: MTS

VPR6200

Facility ID ABGP0146250
Facility Licence # 23245

Facility Name Lake Newell Gas Plant 4-22-17-14W4
Facility Operator A7NW TXNE

Production Month	202001	202002	202003	202004	202005	202006	202007	202008	202009	202010	202011	202012	Totals
Receipts													
Receipts from Alberta Facilities	6,355.2	6,214.1	6,624.5	6,267.5	6,154.1	0.0	0.0	0.0	0.0	0.0	0.0	0.0	31,615.4
Receipts from Non-Alberta Facilities	0.0	0.0	0.0	0.0	0.0	0.0	0.0	0.0	0.0	0.0	0.0	0.0	0.0
Dispositions													
Disposition													
Battery	0.0	0.0	0.0	0.0	0.0	0.0	0.0	0.0	0.0	0.0	0.0	0.0	0.0
Gas Gathering System	0.0	0.0	0.0	0.0	0.0	0.0	0.0	0.0	0.0	0.0	0.0	0.0	0.0
Gas Plant	0.0	0.0	0.0	0.0	0.0	0.0	0.0	0.0	0.0	0.0	0.0	0.0	0.0
Injection Facility	0.0	0.0	0.0	0.0	0.0	0.0	0.0	0.0	0.0	0.0	0.0	0.0	0.0
Meter Station	5,979.5	5,873.3	6,270.7	5,927.3	5,840.3	0.0	0.0	0.0	0.0	0.0	0.0	0.0	29,891.1
Other	0.0	0.0	0.0	0.0	0.0	0.0	0.0	0.0	0.0	0.0	0.0	0.0	0.0
Alberta Commercial	0.0	0.0	0.0	0.0	0.0	0.0	0.0	0.0	0.0	0.0	0.0	0.0	0.0
Alberta Industrial	0.0	0.0	0.0	0.0	0.0	0.0	0.0	0.0	0.0	0.0	0.0	0.0	0.0
Alberta Residential	0.0	0.0	0.0	0.0	0.0	0.0	0.0	0.0	0.0	0.0	0.0	0.0	0.0
Alberta Elec.Generation	0.0	0.0	0.0	0.0	0.0	0.0	0.0	0.0	0.0	0.0	0.0	0.0	0.0
Shrinkage													
Acid Gas	0.0	0.0	0.0	0.0	0.0	0.0	0.0	0.0	0.0	0.0	0.0	0.0	0.0
Other products	8.9	9.0	9.3	9.0	8.1	0.0	0.0	0.0	0.0	0.0	0.0	0.0	44.3
Fuel	343.9	331.3	347.0	323.1	315.6	0.0	0.0	0.0	0.0	0.0	0.0	0.0	1,660.9
Flared	0.0	0.0	0.0	0.0	0.0	0.0	0.0	0.0	0.0	0.0	0.0	0.0	0.0
Vented	0.7	0.5	6.3	6.1	0.5	0.0	0.0	0.0	0.0	0.0	0.0	0.0	14.1
Diff and Other	22.2	0.0	-8.8	2.0	-10.4	0.0	0.0	0.0	0.0	0.0	0.0	0.0	5.0
Process and Frac													
Pentanes Plus	0.0	0.0	0.0	0.0	0.0	0.0	0.0	0.0	0.0	0.0	0.0	0.0	0.0
Propane	0.0	0.0	0.0	0.0	0.0	0.0	0.0	0.0	0.0	0.0	0.0	0.0	0.0
Butanes	0.0	0.0	0.0	0.0	0.0	0.0	0.0	0.0	0.0	0.0	0.0	0.0	0.0
Ethane	0.0	0.0	0.0	0.0	0.0	0.0	0.0	0.0	0.0	0.0	0.0	0.0	0.0
NGL MIX	40.2	40.5	42.2	40.4	36.5	0.0	0.0	0.0	0.0	0.0	0.0	0.0	199.8
Sulphur	0.0	0.0	0.0	0.0	0.0	0.0	0.0	0.0	0.0	0.0	0.0	0.0	0.0
Sulphur Closing Inv	0.0	0.0	0.0	0.0	0.0	0.0	0.0	0.0	0.0	0.0	0.0	0.0	0.0

Unit of Measurement: Gas and Gas equivalent products: 1000m3, Liquids: m3, Sulphur: MTS

VPR6200

Facility ID ABGP0147748

Facility Name BRAZEAU RIVER 11-13-43-13W5 GP

Facility Licence # 49831

Facility Operator A6WF BIRCHILL

Production Month	202001	202002	202003	202004	202005	202006	202007	202008	202009	202010	202011	202012	Totals
Receipts													
Receipts from Alberta Facilities	8,416.8	7,251.6	7,054.5	6,303.7	6,094.3	0.0	0.0	0.0	0.0	0.0	0.0	0.0	35,120.9
Receipts from Non-Alberta Facilities	0.0	0.0	0.0	0.0	0.0	0.0	0.0	0.0	0.0	0.0	0.0	0.0	0.0
Dispositions													
Disposition													
Battery	0.0	0.0	0.0	0.0	0.0	0.0	0.0	0.0	0.0	0.0	0.0	0.0	0.0
Gas Gathering System	0.0	0.0	0.0	0.0	0.0	0.0	0.0	0.0	0.0	0.0	0.0	0.0	0.0
Gas Plant	0.0	0.0	0.0	0.0	0.0	0.0	0.0	0.0	0.0	0.0	0.0	0.0	0.0
Injection Facility	0.0	0.0	0.0	0.0	0.0	0.0	0.0	0.0	0.0	0.0	0.0	0.0	0.0
Meter Station	7,934.2	6,911.8	6,715.9	6,002.4	5,839.8	0.0	0.0	0.0	0.0	0.0	0.0	0.0	33,404.1
Other	0.0	0.0	0.0	0.0	0.0	0.0	0.0	0.0	0.0	0.0	0.0	0.0	0.0
Alberta Commercial	0.0	0.0	0.0	0.0	0.0	0.0	0.0	0.0	0.0	0.0	0.0	0.0	0.0
Alberta Industrial	0.0	0.0	0.0	0.0	0.0	0.0	0.0	0.0	0.0	0.0	0.0	0.0	0.0
Alberta Residential	0.0	0.0	0.0	0.0	0.0	0.0	0.0	0.0	0.0	0.0	0.0	0.0	0.0
Alberta Elec.Generation	0.0	0.0	0.0	0.0	0.0	0.0	0.0	0.0	0.0	0.0	0.0	0.0	0.0
Shrinkage													
Acid Gas	0.0	0.0	0.0	0.0	0.0	0.0	0.0	0.0	0.0	0.0	0.0	0.0	0.0
Other products	97.1	70.6	63.2	47.9	44.9	0.0	0.0	0.0	0.0	0.0	0.0	0.0	323.7
Fuel	418.9	319.3	335.6	296.1	294.7	0.0	0.0	0.0	0.0	0.0	0.0	0.0	1,664.6
Flared	30.4	22.7	27.9	21.5	16.4	0.0	0.0	0.0	0.0	0.0	0.0	0.0	118.9
Vented	0.0	0.0	0.0	0.0	0.0	0.0	0.0	0.0	0.0	0.0	0.0	0.0	0.0
Diff and Other	-63.8	-72.8	-88.1	-64.2	-101.5	0.0	0.0	0.0	0.0	0.0	0.0	0.0	-390.4
Process and Frac													
Pentanes Plus	179.4	168.3	133.6	115.0	115.6	0.0	0.0	0.0	0.0	0.0	0.0	0.0	711.9
Propane	0.0	0.0	0.0	0.0	0.0	0.0	0.0	0.0	0.0	0.0	0.0	0.0	0.0
Butanes	0.0	0.0	0.0	0.0	0.0	0.0	0.0	0.0	0.0	0.0	0.0	0.0	0.0
Ethane	0.0	0.0	0.0	0.0	0.0	0.0	0.0	0.0	0.0	0.0	0.0	0.0	0.0
NGL MIX	263.7	158.0	156.8	106.4	92.2	0.0	0.0	0.0	0.0	0.0	0.0	0.0	777.1
Sulphur	0.0	0.0	0.0	0.0	0.0	0.0	0.0	0.0	0.0	0.0	0.0	0.0	0.0
Sulphur Closing Inv	0.0	0.0	0.0	0.0	0.0	0.0	0.0	0.0	0.0	0.0	0.0	0.0	0.0

Unit of Measurement: Gas and Gas equivalent products: 1000m3, Liquids: m3, Sulphur: MTS

VPR6200

Facility ID ABGP0148152
Facility Licence # 50013

Facility Name Resthaven 3-16 Gas Plant
Facility Operator A6X1 JUPITER

Production Month	202001	202002	202003	202004	202005	202006	202007	202008	202009	202010	202011	202012	Totals
Receipts													
Receipts from Alberta Facilities	67,659.6	92,027.9	88,911.4	77,762.0	71,537.2	0.0	0.0	0.0	0.0	0.0	0.0	0.0	397,898.1
Receipts from Non-Alberta Facilities	0.0	0.0	0.0	0.0	0.0	0.0	0.0	0.0	0.0	0.0	0.0	0.0	0.0
Dispositions													
Disposition													
Battery	0.0	0.0	0.0	0.0	0.0	0.0	0.0	0.0	0.0	0.0	0.0	0.0	0.0
Gas Gathering System	0.0	0.0	0.0	0.0	0.0	0.0	0.0	0.0	0.0	0.0	0.0	0.0	0.0
Gas Plant	0.0	0.0	0.0	0.0	0.0	0.0	0.0	0.0	0.0	0.0	0.0	0.0	0.0
Injection Facility	0.0	0.0	0.0	0.0	0.0	0.0	0.0	0.0	0.0	0.0	0.0	0.0	0.0
Meter Station	66,361.9	90,480.5	87,330.3	76,441.9	69,917.2	0.0	0.0	0.0	0.0	0.0	0.0	0.0	390,531.8
Other	0.0	0.0	0.0	0.0	0.0	0.0	0.0	0.0	0.0	0.0	0.0	0.0	0.0
Alberta Commercial	0.0	0.0	0.0	0.0	0.0	0.0	0.0	0.0	0.0	0.0	0.0	0.0	0.0
Alberta Industrial	0.0	0.0	0.0	0.0	0.0	0.0	0.0	0.0	0.0	0.0	0.0	0.0	0.0
Alberta Residential	0.0	0.0	0.0	0.0	0.0	0.0	0.0	0.0	0.0	0.0	0.0	0.0	0.0
Alberta Elec.Generation	0.0	0.0	0.0	0.0	0.0	0.0	0.0	0.0	0.0	0.0	0.0	0.0	0.0
Shrinkage													
Acid Gas	0.0	0.0	0.0	0.0	0.0	0.0	0.0	0.0	0.0	0.0	0.0	0.0	0.0
Other products	327.0	172.6	221.3	107.1	123.7	0.0	0.0	0.0	0.0	0.0	0.0	0.0	951.7
Fuel	1,621.2	1,967.0	1,863.3	1,625.4	1,577.8	0.0	0.0	0.0	0.0	0.0	0.0	0.0	8,654.7
Flared	164.9	143.3	155.8	147.4	133.7	0.0	0.0	0.0	0.0	0.0	0.0	0.0	745.1
Vented	1.9	2.9	0.1	0.1	1.0	0.0	0.0	0.0	0.0	0.0	0.0	0.0	6.0
Diff and Other	-817.3	-738.4	-659.4	-559.9	-216.2	0.0	0.0	0.0	0.0	0.0	0.0	0.0	-2,991.2
Process and Frac													
Pentanes Plus	1,582.2	835.2	1,070.6	518.1	598.5	0.0	0.0	0.0	0.0	0.0	0.0	0.0	4,604.6
Propane	0.0	0.0	0.0	0.0	0.0	0.0	0.0	0.0	0.0	0.0	0.0	0.0	0.0
Butanes	0.0	0.0	0.0	0.0	0.0	0.0	0.0	0.0	0.0	0.0	0.0	0.0	0.0
Ethane	0.0	0.0	0.0	0.0	0.0	0.0	0.0	0.0	0.0	0.0	0.0	0.0	0.0
NGL MIX	0.0	0.0	0.0	0.0	0.0	0.0	0.0	0.0	0.0	0.0	0.0	0.0	0.0
Sulphur	0.0	0.0	0.0	0.0	0.0	0.0	0.0	0.0	0.0	0.0	0.0	0.0	0.0
Sulphur Closing Inv	0.0	0.0	0.0	0.0	0.0	0.0	0.0	0.0	0.0	0.0	0.0	0.0	0.0

Unit of Measurement: Gas and Gas equivalent products: 1000m3, Liquids: m3, Sulphur: MTS

VPR6200

Facility ID ABGP0148981
Facility Licence # 50030

Facility Name Gold Creek
Facility Operator A54C 7GEN

Production Month	202001	202002	202003	202004	202005	202006	202007	202008	202009	202010	202011	202012	Totals
Receipts													
Receipts from Alberta Facilities	144,705.4	147,879.6	145,053.8	144,548.1	172,175.6	0.0	0.0	0.0	0.0	0.0	0.0	0.0	754,362.5
Receipts from Non-Alberta Facilities	0.0	0.0	0.0	0.0	0.0	0.0	0.0	0.0	0.0	0.0	0.0	0.0	0.0
Dispositions													
Disposition													
Battery	0.0	0.0	0.0	1.5	26.3	0.0	0.0	0.0	0.0	0.0	0.0	0.0	27.8
Gas Gathering System	0.0	0.0	0.0	0.0	0.0	0.0	0.0	0.0	0.0	0.0	0.0	0.0	0.0
Gas Plant	0.0	0.0	0.0	0.0	0.0	0.0	0.0	0.0	0.0	0.0	0.0	0.0	0.0
Injection Facility	0.0	0.0	0.0	0.0	0.0	0.0	0.0	0.0	0.0	0.0	0.0	0.0	0.0
Meter Station	138,384.9	141,975.2	140,623.1	140,602.3	170,157.0	0.0	0.0	0.0	0.0	0.0	0.0	0.0	731,742.5
Other	0.0	0.0	0.0	0.0	0.0	0.0	0.0	0.0	0.0	0.0	0.0	0.0	0.0
Alberta Commercial	0.0	0.0	0.0	0.0	0.0	0.0	0.0	0.0	0.0	0.0	0.0	0.0	0.0
Alberta Industrial	0.0	0.0	0.0	0.0	0.0	0.0	0.0	0.0	0.0	0.0	0.0	0.0	0.0
Alberta Residential	0.0	0.0	0.0	0.0	0.0	0.0	0.0	0.0	0.0	0.0	0.0	0.0	0.0
Alberta Elec.Generation	0.0	0.0	0.0	0.0	0.0	0.0	0.0	0.0	0.0	0.0	0.0	0.0	0.0
Shrinkage													
Acid Gas	0.0	0.0	0.0	0.0	0.0	0.0	0.0	0.0	0.0	0.0	0.0	0.0	0.0
Other products	4,422.3	3,919.8	2,938.7	4,946.0	3,186.0	0.0	0.0	0.0	0.0	0.0	0.0	0.0	19,412.8
Fuel	1,919.6	1,907.3	1,550.9	1,646.4	1,475.1	0.0	0.0	0.0	0.0	0.0	0.0	0.0	8,499.3
Flared	186.1	114.7	135.5	138.8	117.6	0.0	0.0	0.0	0.0	0.0	0.0	0.0	692.7
Vented	0.0	0.0	0.0	12.7	13.5	0.0	0.0	0.0	0.0	0.0	0.0	0.0	26.2
Diff and Other	-207.5	-37.4	-194.4	-2,799.6	-2,799.9	0.0	0.0	0.0	0.0	0.0	0.0	0.0	-6,038.8
Process and Frac													
Pentanes Plus	0.0	0.0	0.0	0.0	0.0	0.0	0.0	0.0	0.0	0.0	0.0	0.0	0.0
Propane	0.0	0.0	0.0	0.0	0.0	0.0	0.0	0.0	0.0	0.0	0.0	0.0	0.0
Butanes	0.0	0.0	0.0	0.0	0.0	0.0	0.0	0.0	0.0	0.0	0.0	0.0	0.0
Ethane	0.0	0.0	0.0	0.0	0.0	0.0	0.0	0.0	0.0	0.0	0.0	0.0	0.0
NGL MIX	19,062.0	17,002.2	12,743.7	20,969.2	13,670.7	0.0	0.0	0.0	0.0	0.0	0.0	0.0	83,447.8
Sulphur	0.0	0.0	0.0	0.0	0.0	0.0	0.0	0.0	0.0	0.0	0.0	0.0	0.0
Sulphur Closing Inv	0.0	0.0	0.0	0.0	0.0	0.0	0.0	0.0	0.0	0.0	0.0	0.0	0.0

Unit of Measurement: Gas and Gas equivalent products: 1000m3, Liquids: m3, Sulphur: MTS

VPR6200

Facility ID ABGP0153753

Facility Name TANGLE CREEK WASKAHIGAN GAS PLANT

Facility Licence # 51423

Facility Operator A5WA TANGLE CREEK

Production Month	202001	202002	202003	202004	202005	202006	202007	202008	202009	202010	202011	202012	Totals
Receipts													
Receipts from Alberta Facilities	3,180.7	2,956.7	2,768.6	2,147.1	0.0	0.0	0.0	0.0	0.0	0.0	0.0	0.0	11,053.1
Receipts from Non-Alberta Facilities	0.0	0.0	0.0	0.0	0.0	0.0	0.0	0.0	0.0	0.0	0.0	0.0	0.0
Dispositions													
Disposition													
Battery	0.0	0.0	0.0	0.0	0.0	0.0	0.0	0.0	0.0	0.0	0.0	0.0	0.0
Gas Gathering System	2,562.0	2,365.6	2,230.0	1,732.2	0.0	0.0	0.0	0.0	0.0	0.0	0.0	0.0	8,889.8
Gas Plant	0.0	0.0	0.0	0.0	0.0	0.0	0.0	0.0	0.0	0.0	0.0	0.0	0.0
Injection Facility	0.0	0.0	0.0	0.0	0.0	0.0	0.0	0.0	0.0	0.0	0.0	0.0	0.0
Meter Station	0.0	0.0	0.0	0.0	0.0	0.0	0.0	0.0	0.0	0.0	0.0	0.0	0.0
Other	0.0	0.0	0.0	0.0	0.0	0.0	0.0	0.0	0.0	0.0	0.0	0.0	0.0
Alberta Commercial	0.0	0.0	0.0	0.0	0.0	0.0	0.0	0.0	0.0	0.0	0.0	0.0	0.0
Alberta Industrial	0.0	0.0	0.0	0.0	0.0	0.0	0.0	0.0	0.0	0.0	0.0	0.0	0.0
Alberta Residential	0.0	0.0	0.0	0.0	0.0	0.0	0.0	0.0	0.0	0.0	0.0	0.0	0.0
Alberta Elec.Generation	0.0	0.0	0.0	0.0	0.0	0.0	0.0	0.0	0.0	0.0	0.0	0.0	0.0
Shrinkage													
Acid Gas	0.0	0.0	0.0	0.0	0.0	0.0	0.0	0.0	0.0	0.0	0.0	0.0	0.0
Other products	77.9	64.7	56.4	36.3	0.0	0.0	0.0	0.0	0.0	0.0	0.0	0.0	235.3
Fuel	667.3	587.8	615.3	413.8	0.0	0.0	0.0	0.0	0.0	0.0	0.0	0.0	2,284.2
Flared	9.3	3.3	0.0	1.1	0.0	0.0	0.0	0.0	0.0	0.0	0.0	0.0	13.7
Vented	0.0	0.0	0.0	0.0	0.0	0.0	0.0	0.0	0.0	0.0	0.0	0.0	0.0
Diff and Other	-135.8	-64.7	-133.1	-36.3	0.0	0.0	0.0	0.0	0.0	0.0	0.0	0.0	-369.9
Process and Frac													
Pentanes Plus	0.0	0.0	0.0	0.0	0.0	0.0	0.0	0.0	0.0	0.0	0.0	0.0	0.0
Propane	0.0	0.0	0.0	0.0	0.0	0.0	0.0	0.0	0.0	0.0	0.0	0.0	0.0
Butanes	0.0	0.0	0.0	0.0	0.0	0.0	0.0	0.0	0.0	0.0	0.0	0.0	0.0
Ethane	0.0	0.0	0.0	0.0	0.0	0.0	0.0	0.0	0.0	0.0	0.0	0.0	0.0
NGL MIX	348.9	289.0	251.5	161.9	0.0	0.0	0.0	0.0	0.0	0.0	0.0	0.0	1,051.3
Sulphur	0.0	0.0	0.0	0.0	0.0	0.0	0.0	0.0	0.0	0.0	0.0	0.0	0.0
Sulphur Closing Inv	0.0	0.0	0.0	0.0	0.0	0.0	0.0	0.0	0.0	0.0	0.0	0.0	0.0

Unit of Measurement: Gas and Gas equivalent products: 1000m3, Liquids: m3, Sulphur: MTS

VPR6200

Facility ID ABGP0154540
Facility Licence # 50365

Facility Name HMGP Corser 06-20
Facility Operator OR46 HUSKY

Production Month	202001	202002	202003	202004	202005	202006	202007	202008	202009	202010	202011	202012	Totals
Receipts													
Receipts from Alberta Facilities	73,360.9	72,126.6	84,139.3	93,171.9	89,885.4	0.0	0.0	0.0	0.0	0.0	0.0	0.0	412,684.1
Receipts from Non-Alberta Facilities	0.0	0.0	0.0	0.0	0.0	0.0	0.0	0.0	0.0	0.0	0.0	0.0	0.0
Dispositions													
Disposition													
Battery	0.0	0.0	0.0	0.0	0.0	0.0	0.0	0.0	0.0	0.0	0.0	0.0	0.0
Gas Gathering System	0.0	0.0	0.0	0.0	0.0	0.0	0.0	0.0	0.0	0.0	0.0	0.0	0.0
Gas Plant	0.0	0.0	0.0	0.0	0.0	0.0	0.0	0.0	0.0	0.0	0.0	0.0	0.0
Injection Facility	0.0	0.0	0.0	0.0	0.0	0.0	0.0	0.0	0.0	0.0	0.0	0.0	0.0
Meter Station	68,398.7	67,135.1	78,796.0	86,254.1	83,039.6	0.0	0.0	0.0	0.0	0.0	0.0	0.0	383,623.5
Other	0.0	0.0	0.0	0.0	0.0	0.0	0.0	0.0	0.0	0.0	0.0	0.0	0.0
Alberta Commercial	0.0	0.0	0.0	0.0	0.0	0.0	0.0	0.0	0.0	0.0	0.0	0.0	0.0
Alberta Industrial	0.0	0.0	0.0	0.0	0.0	0.0	0.0	0.0	0.0	0.0	0.0	0.0	0.0
Alberta Residential	0.0	0.0	0.0	0.0	0.0	0.0	0.0	0.0	0.0	0.0	0.0	0.0	0.0
Alberta Elec.Generation	0.0	0.0	0.0	0.0	0.0	0.0	0.0	0.0	0.0	0.0	0.0	0.0	0.0
Shrinkage													
Acid Gas	0.0	0.0	0.0	0.0	0.0	0.0	0.0	0.0	0.0	0.0	0.0	0.0	0.0
Other products	1,195.8	1,273.9	1,288.3	1,472.4	1,406.3	0.0	0.0	0.0	0.0	0.0	0.0	0.0	6,636.7
Fuel	2,325.0	2,201.7	2,478.8	2,778.1	2,751.6	0.0	0.0	0.0	0.0	0.0	0.0	0.0	12,535.2
Flared	41.3	6.2	39.5	19.0	1.9	0.0	0.0	0.0	0.0	0.0	0.0	0.0	107.9
Vented	0.0	0.0	0.0	0.0	0.0	0.0	0.0	0.0	0.0	0.0	0.0	0.0	0.0
Diff and Other	1,400.1	1,509.7	1,536.7	2,648.3	2,686.0	0.0	0.0	0.0	0.0	0.0	0.0	0.0	9,780.8
Process and Frac													
Pentanes Plus	2,911.5	3,005.9	3,207.7	3,835.9	3,552.1	0.0	0.0	0.0	0.0	0.0	0.0	0.0	16,513.1
Propane	0.0	0.0	0.0	0.0	0.0	0.0	0.0	0.0	0.0	0.0	0.0	0.0	0.0
Butanes	0.0	0.0	0.0	0.0	0.0	0.0	0.0	0.0	0.0	0.0	0.0	0.0	0.0
Ethane	0.0	0.0	0.0	0.0	0.0	0.0	0.0	0.0	0.0	0.0	0.0	0.0	0.0
NGL MIX	2,438.2	2,676.9	2,560.2	2,792.6	2,761.1	0.0	0.0	0.0	0.0	0.0	0.0	0.0	13,229.0
Sulphur	0.0	0.0	0.0	0.0	0.0	0.0	0.0	0.0	0.0	0.0	0.0	0.0	0.0
Sulphur Closing Inv	0.0	0.0	0.0	0.0	0.0	0.0	0.0	0.0	0.0	0.0	0.0	0.0	0.0

Unit of Measurement: Gas and Gas equivalent products: 1000m3, Liquids: m3, Sulphur: MTS

VPR6200

Facility ID ABGP0154913

Facility Name LTAM High River 12-31-016-28W4

Facility Licence # 51114

Facility Operator A6JF LTAM

Production Month	202001	202002	202003	202004	202005	202006	202007	202008	202009	202010	202011	202012	Totals
Receipts													
Receipts from Alberta Facilities	4,210.6	4,953.0	6,238.3	6,094.5	6,410.7	0.0	0.0	0.0	0.0	0.0	0.0	0.0	27,907.1
Receipts from Non-Alberta Facilities	0.0	0.0	0.0	0.0	0.0	0.0	0.0	0.0	0.0	0.0	0.0	0.0	0.0
Dispositions													
Disposition													
Battery	0.0	0.0	0.0	0.0	0.0	0.0	0.0	0.0	0.0	0.0	0.0	0.0	0.0
Gas Gathering System	0.0	0.0	0.0	0.0	0.0	0.0	0.0	0.0	0.0	0.0	0.0	0.0	0.0
Gas Plant	0.0	0.0	0.0	0.0	0.0	0.0	0.0	0.0	0.0	0.0	0.0	0.0	0.0
Injection Facility	0.0	0.0	0.0	0.0	0.0	0.0	0.0	0.0	0.0	0.0	0.0	0.0	0.0
Meter Station	4,303.7	4,936.4	5,999.2	5,986.0	6,436.3	0.0	0.0	0.0	0.0	0.0	0.0	0.0	27,661.6
Other	0.0	0.0	0.0	0.0	0.0	0.0	0.0	0.0	0.0	0.0	0.0	0.0	0.0
Alberta Commercial	0.0	0.0	0.0	0.0	0.0	0.0	0.0	0.0	0.0	0.0	0.0	0.0	0.0
Alberta Industrial	0.0	0.0	0.0	0.0	0.0	0.0	0.0	0.0	0.0	0.0	0.0	0.0	0.0
Alberta Residential	0.0	0.0	0.0	0.0	0.0	0.0	0.0	0.0	0.0	0.0	0.0	0.0	0.0
Alberta Elec.Generation	0.0	0.0	0.0	0.0	0.0	0.0	0.0	0.0	0.0	0.0	0.0	0.0	0.0
Shrinkage													
Acid Gas	0.0	0.0	0.0	0.0	0.0	0.0	0.0	0.0	0.0	0.0	0.0	0.0	0.0
Other products	64.8	73.9	141.8	141.1	135.3	0.0	0.0	0.0	0.0	0.0	0.0	0.0	556.9
Fuel	131.7	134.7	170.1	169.4	194.9	0.0	0.0	0.0	0.0	0.0	0.0	0.0	800.8
Flared	0.7	10.6	24.7	0.0	0.0	0.0	0.0	0.0	0.0	0.0	0.0	0.0	36.0
Vented	0.0	0.0	0.1	2.2	0.7	0.0	0.0	0.0	0.0	0.0	0.0	0.0	3.0
Diff and Other	-290.3	-202.6	-97.6	-204.2	-356.5	0.0	0.0	0.0	0.0	0.0	0.0	0.0	-1,151.2
Process and Frac													
Pentanes Plus	313.7	357.5	686.1	682.7	654.6	0.0	0.0	0.0	0.0	0.0	0.0	0.0	2,694.6
Propane	0.0	0.0	0.0	0.0	0.0	0.0	0.0	0.0	0.0	0.0	0.0	0.0	0.0
Butanes	0.0	0.0	0.0	0.0	0.0	0.0	0.0	0.0	0.0	0.0	0.0	0.0	0.0
Ethane	0.0	0.0	0.0	0.0	0.0	0.0	0.0	0.0	0.0	0.0	0.0	0.0	0.0
NGL MIX	0.0	0.0	0.0	0.0	0.0	0.0	0.0	0.0	0.0	0.0	0.0	0.0	0.0
Sulphur	0.0	0.0	0.0	0.0	0.0	0.0	0.0	0.0	0.0	0.0	0.0	0.0	0.0
Sulphur Closing Inv	0.0	0.0	0.0	0.0	0.0	0.0	0.0	0.0	0.0	0.0	0.0	0.0	0.0

Unit of Measurement: Gas and Gas equivalent products: 1000m3, Liquids: m3, Sulphur: MTS

VPR6200

Facility ID ABGP0155556
Facility Licence # 48132

Facility Name 01-04 Sunchild Gas Plant
Facility Operator A2TG TQN

Production Month	202001	202002	202003	202004	202005	202006	202007	202008	202009	202010	202011	202012	Totals
Receipts													
Receipts from Alberta Facilities	0.0	0.0	0.0	22,136.8	64,875.8	0.0	0.0	0.0	0.0	0.0	0.0	0.0	87,012.6
Receipts from Non-Alberta Facilities	0.0	0.0	0.0	0.0	0.0	0.0	0.0	0.0	0.0	0.0	0.0	0.0	0.0
Dispositions													
Disposition													
Battery	0.0	0.0	0.0	0.0	0.0	0.0	0.0	0.0	0.0	0.0	0.0	0.0	0.0
Gas Gathering System	0.0	0.0	0.0	0.0	0.0	0.0	0.0	0.0	0.0	0.0	0.0	0.0	0.0
Gas Plant	0.0	0.0	0.0	0.0	0.0	0.0	0.0	0.0	0.0	0.0	0.0	0.0	0.0
Injection Facility	0.0	0.0	0.0	0.0	0.0	0.0	0.0	0.0	0.0	0.0	0.0	0.0	0.0
Meter Station	0.0	0.0	0.0	20,917.4	61,803.6	0.0	0.0	0.0	0.0	0.0	0.0	0.0	82,721.0
Other	0.0	0.0	0.0	0.0	0.0	0.0	0.0	0.0	0.0	0.0	0.0	0.0	0.0
Alberta Commercial	0.0	0.0	0.0	0.0	0.0	0.0	0.0	0.0	0.0	0.0	0.0	0.0	0.0
Alberta Industrial	0.0	0.0	0.0	0.0	0.0	0.0	0.0	0.0	0.0	0.0	0.0	0.0	0.0
Alberta Residential	0.0	0.0	0.0	0.0	0.0	0.0	0.0	0.0	0.0	0.0	0.0	0.0	0.0
Alberta Elec.Generation	0.0	0.0	0.0	0.0	0.0	0.0	0.0	0.0	0.0	0.0	0.0	0.0	0.0
Shrinkage													
Acid Gas	0.0	0.0	0.0	0.0	0.0	0.0	0.0	0.0	0.0	0.0	0.0	0.0	0.0
Other products	0.0	0.0	0.0	313.7	848.4	0.0	0.0	0.0	0.0	0.0	0.0	0.0	1,162.1
Fuel	0.0	0.0	0.0	531.7	2,025.0	0.0	0.0	0.0	0.0	0.0	0.0	0.0	2,556.7
Flared	0.0	0.0	0.0	31.1	73.1	0.0	0.0	0.0	0.0	0.0	0.0	0.0	104.2
Vented	0.0	0.0	0.0	0.0	0.0	0.0	0.0	0.0	0.0	0.0	0.0	0.0	0.0
Diff and Other	0.0	0.0	0.0	342.9	125.7	0.0	0.0	0.0	0.0	0.0	0.0	0.0	468.6
Process and Frac													
Pentanes Plus	0.0	0.0	0.0	993.4	2,689.8	0.0	0.0	0.0	0.0	0.0	0.0	0.0	3,683.2
Propane	0.0	0.0	0.0	0.0	0.0	0.0	0.0	0.0	0.0	0.0	0.0	0.0	0.0
Butanes	0.0	0.0	0.0	0.0	0.0	0.0	0.0	0.0	0.0	0.0	0.0	0.0	0.0
Ethane	0.0	0.0	0.0	0.0	0.0	0.0	0.0	0.0	0.0	0.0	0.0	0.0	0.0
NGL MIX	0.0	0.0	0.0	418.3	1,127.0	0.0	0.0	0.0	0.0	0.0	0.0	0.0	1,545.3
Sulphur	0.0	0.0	0.0	0.0	0.0	0.0	0.0	0.0	0.0	0.0	0.0	0.0	0.0
Sulphur Closing Inv	0.0	0.0	0.0	0.0	0.0	0.0	0.0	0.0	0.0	0.0	0.0	0.0	0.0

Unit of Measurement: Gas and Gas equivalent products: 1000m3, Liquids: m3, Sulphur: MTS

VPR6200

Facility ID ABGP0156241

Facility Name CSV Karr Gas Plant

Facility Licence # 42073

Facility Operator A6WG CSV MIDSTREAM

Production Month	202001	202002	202003	202004	202005	202006	202007	202008	202009	202010	202011	202012	Totals
Receipts													
Receipts from Alberta Facilities	0.0	0.0	0.0	0.0	1,779.3	0.0	0.0	0.0	0.0	0.0	0.0	0.0	1,779.3
Receipts from Non-Alberta Facilities	0.0	0.0	0.0	0.0	0.0	0.0	0.0	0.0	0.0	0.0	0.0	0.0	0.0
Dispositions													
Disposition													
Battery	0.0	0.0	0.0	0.0	0.0	0.0	0.0	0.0	0.0	0.0	0.0	0.0	0.0
Gas Gathering System	0.0	0.0	0.0	0.0	1,000.0	0.0	0.0	0.0	0.0	0.0	0.0	0.0	1,000.0
Gas Plant	0.0	0.0	0.0	0.0	0.0	0.0	0.0	0.0	0.0	0.0	0.0	0.0	0.0
Injection Facility	0.0	0.0	0.0	0.0	0.0	0.0	0.0	0.0	0.0	0.0	0.0	0.0	0.0
Meter Station	0.0	0.0	0.0	0.0	0.0	0.0	0.0	0.0	0.0	0.0	0.0	0.0	0.0
Other	0.0	0.0	0.0	0.0	447.9	0.0	0.0	0.0	0.0	0.0	0.0	0.0	447.9
Alberta Commercial	0.0	0.0	0.0	0.0	0.0	0.0	0.0	0.0	0.0	0.0	0.0	0.0	0.0
Alberta Industrial	0.0	0.0	0.0	0.0	0.0	0.0	0.0	0.0	0.0	0.0	0.0	0.0	0.0
Alberta Residential	0.0	0.0	0.0	0.0	0.0	0.0	0.0	0.0	0.0	0.0	0.0	0.0	0.0
Alberta Elec.Generation	0.0	0.0	0.0	0.0	0.0	0.0	0.0	0.0	0.0	0.0	0.0	0.0	0.0
Shrinkage													
Acid Gas	0.0	0.0	0.0	0.0	0.0	0.0	0.0	0.0	0.0	0.0	0.0	0.0	0.0
Other products	0.0	0.0	0.0	0.0	0.0	0.0	0.0	0.0	0.0	0.0	0.0	0.0	0.0
Fuel	0.0	0.0	0.0	0.0	331.4	0.0	0.0	0.0	0.0	0.0	0.0	0.0	331.4
Flared	0.0	0.0	0.0	0.0	0.0	0.0	0.0	0.0	0.0	0.0	0.0	0.0	0.0
Vented	0.0	0.0	0.0	0.0	0.0	0.0	0.0	0.0	0.0	0.0	0.0	0.0	0.0
Diff and Other	0.0	0.0	0.0	0.0	0.0	0.0	0.0	0.0	0.0	0.0	0.0	0.0	0.0
Process and Frac													
Pentanes Plus	0.0	0.0	0.0	0.0	0.0	0.0	0.0	0.0	0.0	0.0	0.0	0.0	0.0
Propane	0.0	0.0	0.0	0.0	0.0	0.0	0.0	0.0	0.0	0.0	0.0	0.0	0.0
Butanes	0.0	0.0	0.0	0.0	0.0	0.0	0.0	0.0	0.0	0.0	0.0	0.0	0.0
Ethane	0.0	0.0	0.0	0.0	0.0	0.0	0.0	0.0	0.0	0.0	0.0	0.0	0.0
NGL MIX	0.0	0.0	0.0	0.0	0.0	0.0	0.0	0.0	0.0	0.0	0.0	0.0	0.0
Sulphur	0.0	0.0	0.0	0.0	0.0	0.0	0.0	0.0	0.0	0.0	0.0	0.0	0.0
Sulphur Closing Inv	0.0	0.0	0.0	0.0	0.0	0.0	0.0	0.0	0.0	0.0	0.0	0.0	0.0

Unit of Measurement: Gas and Gas equivalent products: 1000m3, Liquids: m3, Sulphur: MTS

VPR6200

Facility ID ABGP0156644

Facility Name THOR KNAPPEN 16-29 PLANT

Facility Licence # 51326

Facility Operator A61G THORRESOURCES

Production Month	202001	202002	202003	202004	202005	202006	202007	202008	202009	202010	202011	202012	Totals
Receipts													
Receipts from Alberta Facilities	0.0	0.0	0.0	913.4	2,390.5	0.0	0.0	0.0	0.0	0.0	0.0	0.0	3,303.9
Receipts from Non-Alberta Facilities	0.0	0.0	0.0	0.0	0.0	0.0	0.0	0.0	0.0	0.0	0.0	0.0	0.0
Dispositions													
Disposition													
Battery	0.0	0.0	0.0	0.0	0.0	0.0	0.0	0.0	0.0	0.0	0.0	0.0	0.0
Gas Gathering System	0.0	0.0	0.0	0.0	0.0	0.0	0.0	0.0	0.0	0.0	0.0	0.0	0.0
Gas Plant	0.0	0.0	0.0	0.0	0.0	0.0	0.0	0.0	0.0	0.0	0.0	0.0	0.0
Injection Facility	0.0	0.0	0.0	0.0	0.0	0.0	0.0	0.0	0.0	0.0	0.0	0.0	0.0
Meter Station	0.0	0.0	0.0	0.0	0.0	0.0	0.0	0.0	0.0	0.0	0.0	0.0	0.0
Other	0.0	0.0	0.0	0.0	0.0	0.0	0.0	0.0	0.0	0.0	0.0	0.0	0.0
Alberta Commercial	0.0	0.0	0.0	0.0	0.0	0.0	0.0	0.0	0.0	0.0	0.0	0.0	0.0
Alberta Industrial	0.0	0.0	0.0	0.0	0.0	0.0	0.0	0.0	0.0	0.0	0.0	0.0	0.0
Alberta Residential	0.0	0.0	0.0	0.0	0.0	0.0	0.0	0.0	0.0	0.0	0.0	0.0	0.0
Alberta Elec.Generation	0.0	0.0	0.0	0.0	0.0	0.0	0.0	0.0	0.0	0.0	0.0	0.0	0.0
Shrinkage													
Acid Gas	0.0	0.0	0.0	0.0	0.0	0.0	0.0	0.0	0.0	0.0	0.0	0.0	0.0
Other products	0.0	0.0	0.0	0.0	0.0	0.0	0.0	0.0	0.0	0.0	0.0	0.0	0.0
Fuel	0.0	0.0	0.0	0.0	0.0	0.0	0.0	0.0	0.0	0.0	0.0	0.0	0.0
Flared	0.0	0.0	0.0	0.0	0.0	0.0	0.0	0.0	0.0	0.0	0.0	0.0	0.0
Vented	0.0	0.0	0.0	903.8	2,363.7	0.0	0.0	0.0	0.0	0.0	0.0	0.0	3,267.5
Diff and Other	0.0	0.0	0.0	9.6	26.8	0.0	0.0	0.0	0.0	0.0	0.0	0.0	36.4
Process and Frac													
Pentanes Plus	0.0	0.0	0.0	0.0	0.0	0.0	0.0	0.0	0.0	0.0	0.0	0.0	0.0
Propane	0.0	0.0	0.0	0.0	0.0	0.0	0.0	0.0	0.0	0.0	0.0	0.0	0.0
Butanes	0.0	0.0	0.0	0.0	0.0	0.0	0.0	0.0	0.0	0.0	0.0	0.0	0.0
Ethane	0.0	0.0	0.0	0.0	0.0	0.0	0.0	0.0	0.0	0.0	0.0	0.0	0.0
NGL MIX	0.0	0.0	0.0	0.0	0.0	0.0	0.0	0.0	0.0	0.0	0.0	0.0	0.0
Sulphur	0.0	0.0	0.0	0.0	0.0	0.0	0.0	0.0	0.0	0.0	0.0	0.0	0.0
Sulphur Closing Inv	0.0	0.0	0.0	0.0	0.0	0.0	0.0	0.0	0.0	0.0	0.0	0.0	0.0

Unit of Measurement: Gas and Gas equivalent products: 1000m3, Liquids: m3, Sulphur: MTS

VPR6200

Facility ID ABGP0001013

Facility Name KEYERA GILBY PLANT 15-22-040-03W5

Facility Licence # 8214

Facility Operator AOC0 KEYERA

Production Month	202001	202002	202003	202004	202005	202006	202007	202008	202009	202010	202011	202012	Totals
Receipts													
Receipts from Alberta Facilities	87.3	82.9	68.2	50.8	32.9	0.0	0.0	0.0	0.0	0.0	0.0	0.0	322.1
Receipts from Non-Alberta Facilities	0.0	0.0	0.0	0.0	0.0	0.0	0.0	0.0	0.0	0.0	0.0	0.0	0.0
Dispositions													
Disposition													
Battery	0.0	0.0	0.0	0.0	0.0	0.0	0.0	0.0	0.0	0.0	0.0	0.0	0.0
Gas Gathering System	0.0	0.0	0.0	0.0	0.0	0.0	0.0	0.0	0.0	0.0	0.0	0.0	0.0
Gas Plant	0.0	0.0	0.0	0.0	0.0	0.0	0.0	0.0	0.0	0.0	0.0	0.0	0.0
Injection Facility	0.0	0.0	0.0	0.0	0.0	0.0	0.0	0.0	0.0	0.0	0.0	0.0	0.0
Meter Station	0.0	0.0	0.0	0.0	0.0	0.0	0.0	0.0	0.0	0.0	0.0	0.0	0.0
Other	0.0	0.0	0.0	0.0	0.0	0.0	0.0	0.0	0.0	0.0	0.0	0.0	0.0
Alberta Commercial	0.0	0.0	0.0	0.0	0.0	0.0	0.0	0.0	0.0	0.0	0.0	0.0	0.0
Alberta Industrial	0.0	0.0	0.0	0.0	0.0	0.0	0.0	0.0	0.0	0.0	0.0	0.0	0.0
Alberta Residential	0.0	0.0	0.0	0.0	0.0	0.0	0.0	0.0	0.0	0.0	0.0	0.0	0.0
Alberta Elec.Generation	0.0	0.0	0.0	0.0	0.0	0.0	0.0	0.0	0.0	0.0	0.0	0.0	0.0
Shrinkage													
Acid Gas	0.0	0.0	0.0	0.0	0.0	0.0	0.0	0.0	0.0	0.0	0.0	0.0	0.0
Other products	0.0	0.0	0.0	0.0	0.0	0.0	0.0	0.0	0.0	0.0	0.0	0.0	0.0
Fuel	87.3	82.9	68.2	50.8	32.9	0.0	0.0	0.0	0.0	0.0	0.0	0.0	322.1
Flared	0.0	0.0	0.0	0.0	0.0	0.0	0.0	0.0	0.0	0.0	0.0	0.0	0.0
Vented	0.0	0.0	0.0	0.0	0.0	0.0	0.0	0.0	0.0	0.0	0.0	0.0	0.0
Diff and Other	0.0	0.0	0.0	0.0	0.0	0.0	0.0	0.0	0.0	0.0	0.0	0.0	0.0
Process and Frac													
Pentanes Plus	0.0	0.0	0.0	0.0	0.0	0.0	0.0	0.0	0.0	0.0	0.0	0.0	0.0
Propane	0.0	0.0	0.0	0.0	0.0	0.0	0.0	0.0	0.0	0.0	0.0	0.0	0.0
Butanes	0.0	0.0	0.0	0.0	0.0	0.0	0.0	0.0	0.0	0.0	0.0	0.0	0.0
Ethane	0.0	0.0	0.0	0.0	0.0	0.0	0.0	0.0	0.0	0.0	0.0	0.0	0.0
NGL MIX	0.0	0.0	0.0	0.0	0.0	0.0	0.0	0.0	0.0	0.0	0.0	0.0	0.0
Sulphur	0.0	0.0	0.0	0.0	0.0	0.0	0.0	0.0	0.0	0.0	0.0	0.0	0.0
Sulphur Closing Inv	0.0	0.0	0.0	0.0	0.0	0.0	0.0	0.0	0.0	0.0	0.0	0.0	0.0

Unit of Measurement: Gas and Gas equivalent products: 1000m3, Liquids: m3, Sulphur: MTS

VPR6200

Facility ID ABGP0001048

Facility Name ALTANA BLACK BUTTE

Facility Licence # 21810

Facility Operator A1GR PINE CLIFF

Production Month	202001	202002	202003	202004	202005	202006	202007	202008	202009	202010	202011	202012	Totals
Receipts													
Receipts from Alberta Facilities	2,124.4	1,924.9	2,106.4	1,970.0	2,016.7	0.0	0.0	0.0	0.0	0.0	0.0	0.0	10,142.4
Receipts from Non-Alberta Facilities	0.0	0.0	0.0	0.0	0.0	0.0	0.0	0.0	0.0	0.0	0.0	0.0	0.0
Dispositions													
Disposition													
Battery	23.2	49.4	44.3	0.0	0.0	0.0	0.0	0.0	0.0	0.0	0.0	0.0	116.9
Gas Gathering System	0.0	0.0	0.0	0.0	0.0	0.0	0.0	0.0	0.0	0.0	0.0	0.0	0.0
Gas Plant	0.0	0.0	0.0	0.0	0.0	0.0	0.0	0.0	0.0	0.0	0.0	0.0	0.0
Injection Facility	0.0	0.0	0.0	0.0	0.0	0.0	0.0	0.0	0.0	0.0	0.0	0.0	0.0
Meter Station	1,870.5	1,674.4	1,834.1	1,712.1	1,809.2	0.0	0.0	0.0	0.0	0.0	0.0	0.0	8,900.3
Other	0.0	0.0	0.0	0.0	0.0	0.0	0.0	0.0	0.0	0.0	0.0	0.0	0.0
Alberta Commercial	0.0	0.0	0.0	0.0	0.0	0.0	0.0	0.0	0.0	0.0	0.0	0.0	0.0
Alberta Industrial	0.0	0.0	0.0	0.0	0.0	0.0	0.0	0.0	0.0	0.0	0.0	0.0	0.0
Alberta Residential	0.0	0.0	0.0	0.0	0.0	0.0	0.0	0.0	0.0	0.0	0.0	0.0	0.0
Alberta Elec.Generation	0.0	0.0	0.0	0.0	0.0	0.0	0.0	0.0	0.0	0.0	0.0	0.0	0.0
Shrinkage													
Acid Gas	15.8	14.8	15.8	15.3	15.3	0.0	0.0	0.0	0.0	0.0	0.0	0.0	77.0
Other products	0.0	7.6	0.0	7.6	0.0	0.0	0.0	0.0	0.0	0.0	0.0	0.0	15.2
Fuel	185.8	170.4	182.0	171.9	170.7	0.0	0.0	0.0	0.0	0.0	0.0	0.0	880.8
Flared	0.0	0.0	0.0	0.0	0.0	0.0	0.0	0.0	0.0	0.0	0.0	0.0	0.0
Vented	0.0	0.0	0.0	0.0	0.0	0.0	0.0	0.0	0.0	0.0	0.0	0.0	0.0
Diff and Other	29.1	8.3	30.2	63.1	21.5	0.0	0.0	0.0	0.0	0.0	0.0	0.0	152.2
Process and Frac													
Pentanes Plus	0.0	36.7	0.0	36.6	0.0	0.0	0.0	0.0	0.0	0.0	0.0	0.0	73.3
Propane	0.0	0.0	0.0	0.0	0.0	0.0	0.0	0.0	0.0	0.0	0.0	0.0	0.0
Butanes	0.0	0.0	0.0	0.0	0.0	0.0	0.0	0.0	0.0	0.0	0.0	0.0	0.0
Ethane	0.0	0.0	0.0	0.0	0.0	0.0	0.0	0.0	0.0	0.0	0.0	0.0	0.0
NGL MIX	0.0	0.0	0.0	0.0	0.0	0.0	0.0	0.0	0.0	0.0	0.0	0.0	0.0
Sulphur	0.0	0.0	0.0	0.0	0.0	0.0	0.0	0.0	0.0	0.0	0.0	0.0	0.0
Sulphur Closing Inv	0.0	0.0	0.0	0.0	0.0	0.0	0.0	0.0	0.0	0.0	0.0	0.0	0.0

Unit of Measurement: Gas and Gas equivalent products: 1000m3, Liquids: m3, Sulphur: MTS

VPR6200

Facility ID ABGP0001096
Facility Licence # 23642

Facility Name PETRO-CAN WILSON CREEK
Facility Operator A5TT TAC

Production Month	202001	202002	202003	202004	202005	202006	202007	202008	202009	202010	202011	202012	Totals
Receipts													
Receipts from Alberta Facilities	10,768.1	11,207.0	11,338.9	10,392.4	10,796.9	0.0	0.0	0.0	0.0	0.0	0.0	0.0	54,503.3
Receipts from Non-Alberta Facilities	0.0	0.0	0.0	0.0	0.0	0.0	0.0	0.0	0.0	0.0	0.0	0.0	0.0
Dispositions													
Disposition													
Battery	184.5	161.6	188.5	180.6	183.1	0.0	0.0	0.0	0.0	0.0	0.0	0.0	898.3
Gas Gathering System	195.2	0.0	191.2	107.5	174.3	0.0	0.0	0.0	0.0	0.0	0.0	0.0	668.2
Gas Plant	0.0	0.0	0.0	0.0	0.0	0.0	0.0	0.0	0.0	0.0	0.0	0.0	0.0
Injection Facility	0.0	0.0	0.0	0.0	0.0	0.0	0.0	0.0	0.0	0.0	0.0	0.0	0.0
Meter Station	9,780.8	9,962.4	10,116.2	9,382.2	9,673.1	0.0	0.0	0.0	0.0	0.0	0.0	0.0	48,914.7
Other	0.0	0.0	0.0	0.0	0.0	0.0	0.0	0.0	0.0	0.0	0.0	0.0	0.0
Alberta Commercial	0.0	0.0	0.0	0.0	0.0	0.0	0.0	0.0	0.0	0.0	0.0	0.0	0.0
Alberta Industrial	0.0	0.0	0.0	0.0	0.0	0.0	0.0	0.0	0.0	0.0	0.0	0.0	0.0
Alberta Residential	0.0	0.0	0.0	0.0	0.0	0.0	0.0	0.0	0.0	0.0	0.0	0.0	0.0
Alberta Elec.Generation	0.0	0.0	0.0	0.0	0.0	0.0	0.0	0.0	0.0	0.0	0.0	0.0	0.0
Shrinkage													
Acid Gas	0.0	0.0	0.0	0.0	0.0	0.0	0.0	0.0	0.0	0.0	0.0	0.0	0.0
Other products	444.2	465.7	473.3	392.8	425.3	0.0	0.0	0.0	0.0	0.0	0.0	0.0	2,201.3
Fuel	121.0	0.0	283.7	262.1	254.3	0.0	0.0	0.0	0.0	0.0	0.0	0.0	921.1
Flared	0.7	0.0	0.0	0.0	0.0	0.0	0.0	0.0	0.0	0.0	0.0	0.0	0.7
Vented	0.0	0.0	0.0	0.0	0.0	0.0	0.0	0.0	0.0	0.0	0.0	0.0	0.0
Diff and Other	41.7	617.3	86.0	67.2	86.8	0.0	0.0	0.0	0.0	0.0	0.0	0.0	899.0
Process and Frac													
Pentanes Plus	296.0	291.4	305.7	223.9	263.6	0.0	0.0	0.0	0.0	0.0	0.0	0.0	1,380.6
Propane	0.0	0.0	0.0	0.0	0.0	0.0	0.0	0.0	0.0	0.0	0.0	0.0	0.0
Butanes	0.0	0.0	0.0	0.0	0.0	0.0	0.0	0.0	0.0	0.0	0.0	0.0	0.0
Ethane	0.0	0.0	0.0	0.0	0.0	0.0	0.0	0.0	0.0	0.0	0.0	0.0	0.0
NGL MIX	1,542.2	1,637.3	1,656.2	1,399.0	1,506.7	0.0	0.0	0.0	0.0	0.0	0.0	0.0	7,741.4
Sulphur	0.0	0.0	0.0	0.0	0.0	0.0	0.0	0.0	0.0	0.0	0.0	0.0	0.0
Sulphur Closing Inv	0.0	0.0	0.0	0.0	0.0	0.0	0.0	0.0	0.0	0.0	0.0	0.0	0.0

Unit of Measurement: Gas and Gas equivalent products: 1000m3, Liquids: m3, Sulphur: MTS

VPR6200

Facility ID ABGP0001123
Facility Licence # 15123

Facility Name CHEVRON MITSUE
Facility Operator A6A7 CARDINAL

Production Month	202001	202002	202003	202004	202005	202006	202007	202008	202009	202010	202011	202012	Totals
Receipts													
Receipts from Alberta Facilities	3,359.4	3,202.3	3,202.3	3,152.3	2,870.2	0.0	0.0	0.0	0.0	0.0	0.0	0.0	15,786.5
Receipts from Non-Alberta Facilities	0.0	0.0	0.0	0.0	0.0	0.0	0.0	0.0	0.0	0.0	0.0	0.0	0.0
Dispositions													
Disposition													
Battery	126.5	107.8	125.8	110.9	44.4	0.0	0.0	0.0	0.0	0.0	0.0	0.0	515.4
Gas Gathering System	138.9	129.9	0.0	201.6	208.3	0.0	0.0	0.0	0.0	0.0	0.0	0.0	678.7
Gas Plant	0.0	0.0	0.0	0.0	0.0	0.0	0.0	0.0	0.0	0.0	0.0	0.0	0.0
Injection Facility	608.9	452.7	633.0	620.5	645.8	0.0	0.0	0.0	0.0	0.0	0.0	0.0	2,960.9
Meter Station	1,715.5	1,884.7	1,870.7	1,743.2	1,559.5	0.0	0.0	0.0	0.0	0.0	0.0	0.0	8,773.6
Other	0.0	0.0	0.0	0.0	0.0	0.0	0.0	0.0	0.0	0.0	0.0	0.0	0.0
Alberta Commercial	0.0	0.0	0.0	0.0	0.0	0.0	0.0	0.0	0.0	0.0	0.0	0.0	0.0
Alberta Industrial	0.0	0.0	0.0	0.0	0.0	0.0	0.0	0.0	0.0	0.0	0.0	0.0	0.0
Alberta Residential	0.0	0.0	0.0	0.0	0.0	0.0	0.0	0.0	0.0	0.0	0.0	0.0	0.0
Alberta Elec.Generation	0.0	0.0	0.0	0.0	0.0	0.0	0.0	0.0	0.0	0.0	0.0	0.0	0.0
Shrinkage													
Acid Gas	60.5	69.7	99.3	56.7	58.2	0.0	0.0	0.0	0.0	0.0	0.0	0.0	344.4
Other products	313.7	262.8	257.7	297.0	234.2	0.0	0.0	0.0	0.0	0.0	0.0	0.0	1,365.4
Fuel	382.0	358.0	347.3	340.1	326.7	0.0	0.0	0.0	0.0	0.0	0.0	0.0	1,754.1
Flared	0.0	0.0	0.4	0.0	0.0	0.0	0.0	0.0	0.0	0.0	0.0	0.0	0.4
Vented	0.0	0.0	0.2	0.0	0.0	0.0	0.0	0.0	0.0	0.0	0.0	0.0	0.2
Diff and Other	13.4	-63.3	-132.1	-217.7	-206.9	0.0	0.0	0.0	0.0	0.0	0.0	0.0	-606.6
Process and Frac													
Pentanes Plus	0.0	0.0	0.0	0.0	0.0	0.0	0.0	0.0	0.0	0.0	0.0	0.0	0.0
Propane	0.0	0.0	0.0	0.0	0.0	0.0	0.0	0.0	0.0	0.0	0.0	0.0	0.0
Butanes	0.0	0.0	0.0	0.0	0.0	0.0	0.0	0.0	0.0	0.0	0.0	0.0	0.0
Ethane	0.0	0.0	0.0	0.0	0.0	0.0	0.0	0.0	0.0	0.0	0.0	0.0	0.0
NGL MIX	1,266.5	1,060.6	1,045.7	1,203.9	953.8	0.0	0.0	0.0	0.0	0.0	0.0	0.0	5,530.5
Sulphur	0.0	0.0	0.0	0.0	0.0	0.0	0.0	0.0	0.0	0.0	0.0	0.0	0.0
Sulphur Closing Inv	0.0	0.0	0.0	0.0	0.0	0.0	0.0	0.0	0.0	0.0	0.0	0.0	0.0

Unit of Measurement: Gas and Gas equivalent products: 1000m3, Liquids: m3, Sulphur: MTS

VPR6200

Facility ID ABGP0001130
Facility Licence # 8219

Facility Name PETRO-CAN GILBY
Facility Operator A68P

Production Month	202001	202002	202003	202004	202005	202006	202007	202008	202009	202010	202011	202012	Totals
Receipts													
Receipts from Alberta Facilities	8,613.4	8,696.2	10,571.2	8,628.0	8,481.4	0.0	0.0	0.0	0.0	0.0	0.0	0.0	44,990.2
Receipts from Non-Alberta Facilities	0.0	0.0	0.0	0.0	0.0	0.0	0.0	0.0	0.0	0.0	0.0	0.0	0.0
Dispositions													
Disposition													
Battery	0.0	0.0	0.0	0.0	0.0	0.0	0.0	0.0	0.0	0.0	0.0	0.0	0.0
Gas Gathering System	309.9	281.1	346.7	345.2	328.6	0.0	0.0	0.0	0.0	0.0	0.0	0.0	1,611.5
Gas Plant	0.0	0.0	0.0	0.0	0.0	0.0	0.0	0.0	0.0	0.0	0.0	0.0	0.0
Injection Facility	0.0	0.0	0.0	0.0	0.0	0.0	0.0	0.0	0.0	0.0	0.0	0.0	0.0
Meter Station	7,647.0	7,608.5	9,247.9	7,476.0	6,937.8	0.0	0.0	0.0	0.0	0.0	0.0	0.0	38,917.2
Other	0.0	0.0	0.0	0.0	0.0	0.0	0.0	0.0	0.0	0.0	0.0	0.0	0.0
Alberta Commercial	0.0	0.0	0.0	0.0	0.0	0.0	0.0	0.0	0.0	0.0	0.0	0.0	0.0
Alberta Industrial	0.0	0.0	0.0	0.0	0.0	0.0	0.0	0.0	0.0	0.0	0.0	0.0	0.0
Alberta Residential	0.0	0.0	0.0	0.0	0.0	0.0	0.0	0.0	0.0	0.0	0.0	0.0	0.0
Alberta Elec.Generation	0.0	0.0	0.0	0.0	0.0	0.0	0.0	0.0	0.0	0.0	0.0	0.0	0.0
Shrinkage													
Acid Gas	0.0	0.0	0.0	0.0	0.0	0.0	0.0	0.0	0.0	0.0	0.0	0.0	0.0
Other products	474.7	500.9	574.9	440.9	477.8	0.0	0.0	0.0	0.0	0.0	0.0	0.0	2,469.2
Fuel	271.5	257.6	308.1	307.1	332.5	0.0	0.0	0.0	0.0	0.0	0.0	0.0	1,476.8
Flared	301.3	339.1	423.7	335.0	334.9	0.0	0.0	0.0	0.0	0.0	0.0	0.0	1,734.0
Vented	0.0	0.0	0.0	0.0	0.0	0.0	0.0	0.0	0.0	0.0	0.0	0.0	0.0
Diff and Other	-391.0	-291.0	-330.1	-276.2	69.8	0.0	0.0	0.0	0.0	0.0	0.0	0.0	-1,218.5
Process and Frac													
Pentanes Plus	699.6	680.8	805.0	784.9	712.0	0.0	0.0	0.0	0.0	0.0	0.0	0.0	3,682.3
Propane	0.0	0.0	0.0	0.0	0.0	0.0	0.0	0.0	0.0	0.0	0.0	0.0	0.0
Butanes	0.0	0.0	0.0	0.0	0.0	0.0	0.0	0.0	0.0	0.0	0.0	0.0	0.0
Ethane	0.0	0.0	0.0	0.0	0.0	0.0	0.0	0.0	0.0	0.0	0.0	0.0	0.0
NGL MIX	1,373.1	1,502.7	1,679.8	1,167.6	1,364.0	0.0	0.0	0.0	0.0	0.0	0.0	0.0	7,087.2
Sulphur	0.0	0.0	0.0	0.0	0.0	0.0	0.0	0.0	0.0	0.0	0.0	0.0	0.0
Sulphur Closing Inv	0.0	0.0	0.0	0.0	0.0	0.0	0.0	0.0	0.0	0.0	0.0	0.0	0.0

Unit of Measurement: Gas and Gas equivalent products: 1000m3, Liquids: m3, Sulphur: MTS

VPR6200

Facility ID ABGP0001161

Facility Name MOBIL PEMBINA

Facility Licence # 11364

Facility Operator OG30 ARC

Production Month	202001	202002	202003	202004	202005	202006	202007	202008	202009	202010	202011	202012	Totals
Receipts													
Receipts from Alberta Facilities	4,047.1	4,260.0	4,638.6	4,397.3	4,147.1	0.0	0.0	0.0	0.0	0.0	0.0	0.0	21,490.1
Receipts from Non-Alberta Facilities	0.0	0.0	0.0	0.0	0.0	0.0	0.0	0.0	0.0	0.0	0.0	0.0	0.0
Dispositions													
Disposition													
Battery	0.0	0.0	0.0	0.0	0.0	0.0	0.0	0.0	0.0	0.0	0.0	0.0	0.0
Gas Gathering System	0.0	0.0	0.0	0.0	0.0	0.0	0.0	0.0	0.0	0.0	0.0	0.0	0.0
Gas Plant	0.0	0.0	0.0	0.0	0.0	0.0	0.0	0.0	0.0	0.0	0.0	0.0	0.0
Injection Facility	0.0	0.0	0.0	0.0	0.0	0.0	0.0	0.0	0.0	0.0	0.0	0.0	0.0
Meter Station	3,606.8	3,765.0	4,160.8	4,056.4	3,925.8	0.0	0.0	0.0	0.0	0.0	0.0	0.0	19,514.8
Other	0.0	0.0	0.0	0.0	0.0	0.0	0.0	0.0	0.0	0.0	0.0	0.0	0.0
Alberta Commercial	0.0	0.0	0.0	0.0	0.0	0.0	0.0	0.0	0.0	0.0	0.0	0.0	0.0
Alberta Industrial	0.0	0.0	0.0	0.0	0.0	0.0	0.0	0.0	0.0	0.0	0.0	0.0	0.0
Alberta Residential	0.0	0.0	0.0	0.0	0.0	0.0	0.0	0.0	0.0	0.0	0.0	0.0	0.0
Alberta Elec.Generation	0.0	0.0	0.0	0.0	0.0	0.0	0.0	0.0	0.0	0.0	0.0	0.0	0.0
Shrinkage													
Acid Gas	0.0	0.0	0.0	0.0	0.0	0.0	0.0	0.0	0.0	0.0	0.0	0.0	0.0
Other products	265.5	284.9	292.9	268.2	240.3	0.0	0.0	0.0	0.0	0.0	0.0	0.0	1,351.8
Fuel	306.8	298.8	313.8	285.0	282.8	0.0	0.0	0.0	0.0	0.0	0.0	0.0	1,487.2
Flared	10.5	7.9	15.7	15.1	27.2	0.0	0.0	0.0	0.0	0.0	0.0	0.0	76.4
Vented	1.0	1.0	1.0	1.0	1.0	0.0	0.0	0.0	0.0	0.0	0.0	0.0	5.0
Diff and Other	-143.5	-97.6	-145.6	-228.4	-330.0	0.0	0.0	0.0	0.0	0.0	0.0	0.0	-945.1
Process and Frac													
Pentanes Plus	7.7	8.4	8.7	18.9	19.1	0.0	0.0	0.0	0.0	0.0	0.0	0.0	62.8
Propane	0.0	0.0	0.0	0.0	0.0	0.0	0.0	0.0	0.0	0.0	0.0	0.0	0.0
Butanes	0.0	0.0	0.0	0.0	0.0	0.0	0.0	0.0	0.0	0.0	0.0	0.0	0.0
Ethane	0.0	0.0	0.0	0.0	0.0	0.0	0.0	0.0	0.0	0.0	0.0	0.0	0.0
NGL MIX	1,056.4	1,131.5	1,166.9	1,057.1	955.7	0.0	0.0	0.0	0.0	0.0	0.0	0.0	5,367.6
Sulphur	0.0	0.0	0.0	0.0	0.0	0.0	0.0	0.0	0.0	0.0	0.0	0.0	0.0
Sulphur Closing Inv	0.0	0.0	0.0	0.0	0.0	0.0	0.0	0.0	0.0	0.0	0.0	0.0	0.0

Unit of Measurement: Gas and Gas equivalent products: 1000m3, Liquids: m3, Sulphur: MTS

VPR6200

Facility ID ABGP0001174
Facility Licence # 2380

Facility Name PANCDN COUNTESS
Facility Operator A7NW TXNE

Production Month	202001	202002	202003	202004	202005	202006	202007	202008	202009	202010	202011	202012	Totals
Receipts													
Receipts from Alberta Facilities	4,891.9	4,389.0	4,461.4	5,136.7	5,482.3	0.0	0.0	0.0	0.0	0.0	0.0	0.0	24,361.3
Receipts from Non-Alberta Facilities	0.0	0.0	0.0	0.0	0.0	0.0	0.0	0.0	0.0	0.0	0.0	0.0	0.0
Dispositions													
Disposition													
Battery	273.2	235.8	245.2	225.9	192.7	0.0	0.0	0.0	0.0	0.0	0.0	0.0	1,172.8
Gas Gathering System	92.5	89.5	93.4	86.9	90.2	0.0	0.0	0.0	0.0	0.0	0.0	0.0	452.5
Gas Plant	0.0	0.0	0.0	0.0	0.0	0.0	0.0	0.0	0.0	0.0	0.0	0.0	0.0
Injection Facility	0.0	0.0	0.0	0.0	0.0	0.0	0.0	0.0	0.0	0.0	0.0	0.0	0.0
Meter Station	4,050.9	3,779.0	3,844.1	4,411.6	4,900.7	0.0	0.0	0.0	0.0	0.0	0.0	0.0	20,986.3
Other	0.0	0.0	0.0	0.0	0.0	0.0	0.0	0.0	0.0	0.0	0.0	0.0	0.0
Alberta Commercial	0.0	0.0	0.0	0.0	0.0	0.0	0.0	0.0	0.0	0.0	0.0	0.0	0.0
Alberta Industrial	0.0	0.0	0.0	0.0	0.0	0.0	0.0	0.0	0.0	0.0	0.0	0.0	0.0
Alberta Residential	0.0	0.0	0.0	0.0	0.0	0.0	0.0	0.0	0.0	0.0	0.0	0.0	0.0
Alberta Elec.Generation	0.0	0.0	0.0	0.0	0.0	0.0	0.0	0.0	0.0	0.0	0.0	0.0	0.0
Shrinkage													
Acid Gas	0.0	0.0	0.0	0.0	0.0	0.0	0.0	0.0	0.0	0.0	0.0	0.0	0.0
Other products	51.1	40.9	40.9	27.4	27.2	0.0	0.0	0.0	0.0	0.0	0.0	0.0	187.5
Fuel	128.3	117.0	122.3	113.2	115.8	0.0	0.0	0.0	0.0	0.0	0.0	0.0	596.6
Flared	37.8	69.2	41.1	33.2	25.4	0.0	0.0	0.0	0.0	0.0	0.0	0.0	206.7
Vented	0.4	0.4	0.4	0.4	0.4	0.0	0.0	0.0	0.0	0.0	0.0	0.0	2.0
Diff and Other	257.7	57.2	74.0	238.1	129.9	0.0	0.0	0.0	0.0	0.0	0.0	0.0	756.9
Process and Frac													
Pentanes Plus	0.0	0.0	0.0	0.0	0.0	0.0	0.0	0.0	0.0	0.0	0.0	0.0	0.0
Propane	0.0	0.0	0.0	0.0	0.0	0.0	0.0	0.0	0.0	0.0	0.0	0.0	0.0
Butanes	0.0	0.0	0.0	0.0	0.0	0.0	0.0	0.0	0.0	0.0	0.0	0.0	0.0
Ethane	0.0	0.0	0.0	0.0	0.0	0.0	0.0	0.0	0.0	0.0	0.0	0.0	0.0
NGL MIX	220.6	176.9	177.1	119.0	119.5	0.0	0.0	0.0	0.0	0.0	0.0	0.0	813.1
Sulphur	0.0	0.0	0.0	0.0	0.0	0.0	0.0	0.0	0.0	0.0	0.0	0.0	0.0
Sulphur Closing Inv	0.0	0.0	0.0	0.0	0.0	0.0	0.0	0.0	0.0	0.0	0.0	0.0	0.0

Unit of Measurement: Gas and Gas equivalent products: 1000m3, Liquids: m3, Sulphur: MTS

VPR6200
Facility ID ABGP0001192
Facility Licence # 14994

Facility Name SWAN HILLS
Facility Operator A6A7 CARDINAL

Production Month	202001	202002	202003	202004	202005	202006	202007	202008	202009	202010	202011	202012	Totals
Receipts													
Receipts from Alberta Facilities	1,512.3	1,491.3	1,585.2	1,433.9	1,393.5	0.0	0.0	0.0	0.0	0.0	0.0	0.0	7,416.2
Receipts from Non-Alberta Facilities	0.0	0.0	0.0	0.0	0.0	0.0	0.0	0.0	0.0	0.0	0.0	0.0	0.0
Dispositions													
Disposition													
Battery	121.8	127.2	120.7	107.0	86.6	0.0	0.0	0.0	0.0	0.0	0.0	0.0	563.3
Gas Gathering System	0.0	0.0	0.0	0.0	0.0	0.0	0.0	0.0	0.0	0.0	0.0	0.0	0.0
Gas Plant	0.0	0.0	0.0	0.0	0.0	0.0	0.0	0.0	0.0	0.0	0.0	0.0	0.0
Injection Facility	76.8	84.3	78.2	76.0	83.3	0.0	0.0	0.0	0.0	0.0	0.0	0.0	398.6
Meter Station	0.0	0.0	0.0	0.0	0.0	0.0	0.0	0.0	0.0	0.0	0.0	0.0	0.0
Other	0.0	0.0	0.0	0.0	0.0	0.0	0.0	0.0	0.0	0.0	0.0	0.0	0.0
Alberta Commercial	0.0	0.0	0.0	0.0	0.0	0.0	0.0	0.0	0.0	0.0	0.0	0.0	0.0
Alberta Industrial	0.0	0.0	0.0	0.0	0.0	0.0	0.0	0.0	0.0	0.0	0.0	0.0	0.0
Alberta Residential	0.0	0.0	0.0	0.0	0.0	0.0	0.0	0.0	0.0	0.0	0.0	0.0	0.0
Alberta Elec.Generation	377.6	412.3	481.0	410.9	413.9	0.0	0.0	0.0	0.0	0.0	0.0	0.0	2,095.7
Shrinkage													
Acid Gas	39.8	37.7	42.0	114.5	116.4	0.0	0.0	0.0	0.0	0.0	0.0	0.0	350.4
Other products	350.6	369.9	376.9	357.9	324.5	0.0	0.0	0.0	0.0	0.0	0.0	0.0	1,779.8
Fuel	396.0	394.4	405.8	286.8	304.0	0.0	0.0	0.0	0.0	0.0	0.0	0.0	1,787.0
Flared	75.4	26.3	9.4	26.8	22.1	0.0	0.0	0.0	0.0	0.0	0.0	0.0	160.0
Vented	0.0	0.0	6.3	6.2	6.4	0.0	0.0	0.0	0.0	0.0	0.0	0.0	18.9
Diff and Other	74.3	39.2	64.9	47.8	36.3	0.0	0.0	0.0	0.0	0.0	0.0	0.0	262.5
Process and Frac													
Pentanes Plus	128.1	145.8	104.5	121.8	93.7	0.0	0.0	0.0	0.0	0.0	0.0	0.0	593.9
Propane	0.0	0.0	0.0	0.0	0.0	0.0	0.0	0.0	0.0	0.0	0.0	0.0	0.0
Butanes	0.0	0.0	0.0	0.0	0.0	0.0	0.0	0.0	0.0	0.0	0.0	0.0	0.0
Ethane	0.0	0.0	0.0	0.0	0.0	0.0	0.0	0.0	0.0	0.0	0.0	0.0	0.0
NGL MIX	1,264.1	1,326.9	1,389.9	1,307.3	1,205.2	0.0	0.0	0.0	0.0	0.0	0.0	0.0	6,493.4
Sulphur	0.0	0.0	0.0	0.0	0.0	0.0	0.0	0.0	0.0	0.0	0.0	0.0	0.0
Sulphur Closing Inv	0.0	0.0	0.0	0.0	0.0	0.0	0.0	0.0	0.0	0.0	0.0	0.0	0.0

Unit of Measurement: Gas and Gas equivalent products: 1000m3, Liquids: m3, Sulphur: MTS

VPR6200

Facility ID ABGP0001215
Facility Licence # 3246

Facility Name MANITOK CARSELAND 16-21 GAS PLANT
Facility Operator A84G PERSIST OIL

Production Month	202001	202002	202003	202004	202005	202006	202007	202008	202009	202010	202011	202012	Totals
Receipts													
Receipts from Alberta Facilities	6,284.4	5,312.4	5,959.2	2,909.2	2,838.0	0.0	0.0	0.0	0.0	0.0	0.0	0.0	23,303.2
Receipts from Non-Alberta Facilities	0.0	0.0	0.0	0.0	0.0	0.0	0.0	0.0	0.0	0.0	0.0	0.0	0.0
Dispositions													
Disposition													
Battery	0.0	0.0	0.0	0.0	0.0	0.0	0.0	0.0	0.0	0.0	0.0	0.0	0.0
Gas Gathering System	0.0	0.0	0.0	0.0	0.0	0.0	0.0	0.0	0.0	0.0	0.0	0.0	0.0
Gas Plant	0.0	0.0	0.0	0.0	0.0	0.0	0.0	0.0	0.0	0.0	0.0	0.0	0.0
Injection Facility	0.0	0.0	0.0	0.0	0.0	0.0	0.0	0.0	0.0	0.0	0.0	0.0	0.0
Meter Station	5,533.3	4,678.1	5,194.9	2,496.7	2,543.0	0.0	0.0	0.0	0.0	0.0	0.0	0.0	20,446.0
Other	0.0	0.0	0.0	0.0	0.0	0.0	0.0	0.0	0.0	0.0	0.0	0.0	0.0
Alberta Commercial	0.0	0.0	0.0	0.0	0.0	0.0	0.0	0.0	0.0	0.0	0.0	0.0	0.0
Alberta Industrial	0.0	0.0	0.0	0.0	0.0	0.0	0.0	0.0	0.0	0.0	0.0	0.0	0.0
Alberta Residential	0.0	0.0	0.0	0.0	0.0	0.0	0.0	0.0	0.0	0.0	0.0	0.0	0.0
Alberta Elec.Generation	0.0	0.0	0.0	0.0	0.0	0.0	0.0	0.0	0.0	0.0	0.0	0.0	0.0
Shrinkage													
Acid Gas	0.0	0.0	0.0	0.0	0.0	0.0	0.0	0.0	0.0	0.0	0.0	0.0	0.0
Other products	26.9	157.1	144.0	5.8	7.8	0.0	0.0	0.0	0.0	0.0	0.0	0.0	341.6
Fuel	188.3	320.5	422.9	422.9	190.8	0.0	0.0	0.0	0.0	0.0	0.0	0.0	1,545.4
Flared	2.5	3.5	2.5	2.5	3.0	0.0	0.0	0.0	0.0	0.0	0.0	0.0	14.0
Vented	0.0	0.0	0.0	0.0	0.0	0.0	0.0	0.0	0.0	0.0	0.0	0.0	0.0
Diff and Other	533.4	153.2	194.9	-18.7	93.4	0.0	0.0	0.0	0.0	0.0	0.0	0.0	956.2
Process and Frac													
Pentanes Plus	0.0	0.0	1.3	1.0	0.0	0.0	0.0	0.0	0.0	0.0	0.0	0.0	2.3
Propane	0.0	0.0	0.0	0.0	0.0	0.0	0.0	0.0	0.0	0.0	0.0	0.0	0.0
Butanes	0.0	0.0	0.0	0.0	0.0	0.0	0.0	0.0	0.0	0.0	0.0	0.0	0.0
Ethane	0.0	0.0	0.0	0.0	0.0	0.0	0.0	0.0	0.0	0.0	0.0	0.0	0.0
NGL MIX	124.5	615.9	564.7	23.0	31.4	0.0	0.0	0.0	0.0	0.0	0.0	0.0	1,359.5
Sulphur	0.0	0.0	0.0	0.0	0.0	0.0	0.0	0.0	0.0	0.0	0.0	0.0	0.0
Sulphur Closing Inv	0.0	0.0	0.0	0.0	0.0	0.0	0.0	0.0	0.0	0.0	0.0	0.0	0.0

Unit of Measurement: Gas and Gas equivalent products: 1000m3, Liquids: m3, Sulphur: MTS

VPR6200

Facility ID ABGP0001334

Facility Name PENN WEST PROVOST

Facility Licence # 4829

Facility Operator A7BT

Production Month	202001	202002	202003	202004	202005	202006	202007	202008	202009	202010	202011	202012	Totals
Receipts													
Receipts from Alberta Facilities	0.0	0.0	0.0	0.0	0.0	0.0	0.0	0.0	0.0	0.0	0.0	0.0	0.0
Receipts from Non-Alberta Facilities	0.0	0.0	0.0	0.0	0.0	0.0	0.0	0.0	0.0	0.0	0.0	0.0	0.0
Dispositions													
Disposition													
Battery	0.0	0.0	0.0	0.0	0.0	0.0	0.0	0.0	0.0	0.0	0.0	0.0	0.0
Gas Gathering System	0.0	0.0	0.0	0.0	0.0	0.0	0.0	0.0	0.0	0.0	0.0	0.0	0.0
Gas Plant	0.0	0.0	0.0	0.0	0.0	0.0	0.0	0.0	0.0	0.0	0.0	0.0	0.0
Injection Facility	0.0	0.0	0.0	0.0	0.0	0.0	0.0	0.0	0.0	0.0	0.0	0.0	0.0
Meter Station	0.0	0.0	0.0	0.0	0.0	0.0	0.0	0.0	0.0	0.0	0.0	0.0	0.0
Other	0.0	0.0	0.0	0.0	0.0	0.0	0.0	0.0	0.0	0.0	0.0	0.0	0.0
Alberta Commercial	0.0	0.0	0.0	0.0	0.0	0.0	0.0	0.0	0.0	0.0	0.0	0.0	0.0
Alberta Industrial	0.0	0.0	0.0	0.0	0.0	0.0	0.0	0.0	0.0	0.0	0.0	0.0	0.0
Alberta Residential	0.0	0.0	0.0	0.0	0.0	0.0	0.0	0.0	0.0	0.0	0.0	0.0	0.0
Alberta Elec.Generation	0.0	0.0	0.0	0.0	0.0	0.0	0.0	0.0	0.0	0.0	0.0	0.0	0.0
Shrinkage													
Acid Gas	0.0	0.0	0.0	0.0	0.0	0.0	0.0	0.0	0.0	0.0	0.0	0.0	0.0
Other products	0.0	0.0	0.0	0.0	0.0	0.0	0.0	0.0	0.0	0.0	0.0	0.0	0.0
Fuel	0.0	0.0	0.0	0.0	0.0	0.0	0.0	0.0	0.0	0.0	0.0	0.0	0.0
Flared	0.0	0.0	0.0	0.0	0.0	0.0	0.0	0.0	0.0	0.0	0.0	0.0	0.0
Vented	0.0	0.0	0.0	0.0	0.0	0.0	0.0	0.0	0.0	0.0	0.0	0.0	0.0
Diff and Other	0.0	0.0	0.0	0.0	0.0	0.0	0.0	0.0	0.0	0.0	0.0	0.0	0.0
Process and Frac													
Pentanes Plus	0.0	0.0	0.0	0.0	0.0	0.0	0.0	0.0	0.0	0.0	0.0	0.0	0.0
Propane	0.0	0.0	0.0	0.0	0.0	0.0	0.0	0.0	0.0	0.0	0.0	0.0	0.0
Butanes	0.0	0.0	0.0	0.0	0.0	0.0	0.0	0.0	0.0	0.0	0.0	0.0	0.0
Ethane	0.0	0.0	0.0	0.0	0.0	0.0	0.0	0.0	0.0	0.0	0.0	0.0	0.0
NGL MIX	0.0	0.0	0.0	0.0	0.0	0.0	0.0	0.0	0.0	0.0	0.0	0.0	0.0
Sulphur	0.0	0.0	0.0	0.0	0.0	0.0	0.0	0.0	0.0	0.0	0.0	0.0	0.0
Sulphur Closing Inv	0.0	0.0	0.0	0.0	0.0	0.0	0.0	0.0	0.0	0.0	0.0	0.0	0.0

Unit of Measurement: Gas and Gas equivalent products: 1000m3, Liquids: m3, Sulphur: MTS

VPR6200

Facility ID ABGP0001377

Facility Name GULF MED RIVER

Facility Licence # 23332

Facility Operator A5D4 CVE

Production Month	202001	202002	202003	202004	202005	202006	202007	202008	202009	202010	202011	202012	Totals
Receipts													
Receipts from Alberta Facilities	4,163.3	3,949.1	4,171.5	4,087.5	4,161.5	0.0	0.0	0.0	0.0	0.0	0.0	0.0	20,532.9
Receipts from Non-Alberta Facilities	0.0	0.0	0.0	0.0	0.0	0.0	0.0	0.0	0.0	0.0	0.0	0.0	0.0
Dispositions													
Disposition													
Battery	88.6	78.4	82.9	74.6	73.8	0.0	0.0	0.0	0.0	0.0	0.0	0.0	398.3
Gas Gathering System	0.0	0.0	0.0	0.0	0.0	0.0	0.0	0.0	0.0	0.0	0.0	0.0	0.0
Gas Plant	0.0	0.0	0.0	0.0	0.0	0.0	0.0	0.0	0.0	0.0	0.0	0.0	0.0
Injection Facility	3,510.7	3,272.6	3,533.1	3,487.5	3,558.9	0.0	0.0	0.0	0.0	0.0	0.0	0.0	17,362.8
Meter Station	0.0	0.0	0.0	0.0	0.0	0.0	0.0	0.0	0.0	0.0	0.0	0.0	0.0
Other	0.0	0.0	0.0	0.0	0.0	0.0	0.0	0.0	0.0	0.0	0.0	0.0	0.0
Alberta Commercial	0.0	0.0	0.0	0.0	0.0	0.0	0.0	0.0	0.0	0.0	0.0	0.0	0.0
Alberta Industrial	0.0	0.0	0.0	0.0	0.0	0.0	0.0	0.0	0.0	0.0	0.0	0.0	0.0
Alberta Residential	0.0	0.0	0.0	0.0	0.0	0.0	0.0	0.0	0.0	0.0	0.0	0.0	0.0
Alberta Elec.Generation	0.0	0.0	0.0	0.0	0.0	0.0	0.0	0.0	0.0	0.0	0.0	0.0	0.0
Shrinkage													
Acid Gas	0.0	0.0	70.8	63.8	55.5	0.0	0.0	0.0	0.0	0.0	0.0	0.0	190.1
Other products	83.2	85.0	82.8	75.1	89.6	0.0	0.0	0.0	0.0	0.0	0.0	0.0	415.7
Fuel	277.4	274.7	280.6	258.6	245.3	0.0	0.0	0.0	0.0	0.0	0.0	0.0	1,336.6
Flared	98.7	82.8	21.6	14.1	14.2	0.0	0.0	0.0	0.0	0.0	0.0	0.0	231.4
Vented	1.4	1.3	1.4	1.4	1.4	0.0	0.0	0.0	0.0	0.0	0.0	0.0	6.9
Diff and Other	103.3	154.3	98.3	112.4	122.8	0.0	0.0	0.0	0.0	0.0	0.0	0.0	591.1
Process and Frac													
Pentanes Plus	0.0	0.0	0.0	0.0	0.0	0.0	0.0	0.0	0.0	0.0	0.0	0.0	0.0
Propane	0.0	0.0	0.0	0.0	0.0	0.0	0.0	0.0	0.0	0.0	0.0	0.0	0.0
Butanes	0.0	0.0	0.0	0.0	0.0	0.0	0.0	0.0	0.0	0.0	0.0	0.0	0.0
Ethane	0.0	0.0	0.0	0.0	0.0	0.0	0.0	0.0	0.0	0.0	0.0	0.0	0.0
NGL MIX	349.5	353.7	348.4	316.6	377.0	0.0	0.0	0.0	0.0	0.0	0.0	0.0	1,745.2
Sulphur	0.0	0.0	0.0	0.0	0.0	0.0	0.0	0.0	0.0	0.0	0.0	0.0	0.0
Sulphur Closing Inv	0.0	0.0	0.0	0.0	0.0	0.0	0.0	0.0	0.0	0.0	0.0	0.0	0.0

Unit of Measurement: Gas and Gas equivalent products: 1000m3, Liquids: m3, Sulphur: MTS

VPR6200

Facility ID ABGP0001381
Facility Licence # 11909

Facility Name Highvale Gas Plant 10-04
Facility Operator A68R NEW STAR

Production Month	202001	202002	202003	202004	202005	202006	202007	202008	202009	202010	202011	202012	Totals
Receipts													
Receipts from Alberta Facilities	6,676.3	6,345.6	6,535.6	6,280.5	6,335.1	0.0	0.0	0.0	0.0	0.0	0.0	0.0	32,173.1
Receipts from Non-Alberta Facilities	0.0	0.0	0.0	0.0	0.0	0.0	0.0	0.0	0.0	0.0	0.0	0.0	0.0
Dispositions													
Disposition													
Battery	150.7	133.4	141.3	124.1	157.1	0.0	0.0	0.0	0.0	0.0	0.0	0.0	706.6
Gas Gathering System	246.0	223.0	235.9	225.5	230.6	0.0	0.0	0.0	0.0	0.0	0.0	0.0	1,161.0
Gas Plant	0.0	0.0	0.0	0.0	0.0	0.0	0.0	0.0	0.0	0.0	0.0	0.0	0.0
Injection Facility	0.0	0.0	0.0	0.0	0.0	0.0	0.0	0.0	0.0	0.0	0.0	0.0	0.0
Meter Station	5,009.7	4,884.9	4,909.9	4,741.7	4,714.2	0.0	0.0	0.0	0.0	0.0	0.0	0.0	24,260.4
Other	0.0	0.0	0.0	0.0	0.0	0.0	0.0	0.0	0.0	0.0	0.0	0.0	0.0
Alberta Commercial	0.0	0.0	0.0	0.0	0.0	0.0	0.0	0.0	0.0	0.0	0.0	0.0	0.0
Alberta Industrial	0.0	0.0	0.0	0.0	0.0	0.0	0.0	0.0	0.0	0.0	0.0	0.0	0.0
Alberta Residential	0.0	0.0	0.0	0.0	0.0	0.0	0.0	0.0	0.0	0.0	0.0	0.0	0.0
Alberta Elec.Generation	0.0	0.0	0.0	0.0	0.0	0.0	0.0	0.0	0.0	0.0	0.0	0.0	0.0
Shrinkage													
Acid Gas	0.0	0.0	0.0	0.0	0.0	0.0	0.0	0.0	0.0	0.0	0.0	0.0	0.0
Other products	163.9	151.8	173.2	160.8	147.7	0.0	0.0	0.0	0.0	0.0	0.0	0.0	797.4
Fuel	107.6	101.6	109.1	105.7	90.2	0.0	0.0	0.0	0.0	0.0	0.0	0.0	514.2
Flared	297.6	290.3	315.8	317.4	322.2	0.0	0.0	0.0	0.0	0.0	0.0	0.0	1,543.3
Vented	0.0	0.0	0.0	0.0	0.0	0.0	0.0	0.0	0.0	0.0	0.0	0.0	0.0
Diff and Other	700.8	560.6	650.4	605.3	673.1	0.0	0.0	0.0	0.0	0.0	0.0	0.0	3,190.2
Process and Frac													
Pentanes Plus	0.0	0.0	0.0	0.0	0.0	0.0	0.0	0.0	0.0	0.0	0.0	0.0	0.0
Propane	0.0	0.0	0.0	0.0	0.0	0.0	0.0	0.0	0.0	0.0	0.0	0.0	0.0
Butanes	0.0	0.0	0.0	0.0	0.0	0.0	0.0	0.0	0.0	0.0	0.0	0.0	0.0
Ethane	0.0	0.0	0.0	0.0	0.0	0.0	0.0	0.0	0.0	0.0	0.0	0.0	0.0
NGL MIX	690.6	640.4	709.4	685.0	629.3	0.0	0.0	0.0	0.0	0.0	0.0	0.0	3,354.7
Sulphur	0.0	0.0	0.0	0.0	0.0	0.0	0.0	0.0	0.0	0.0	0.0	0.0	0.0
Sulphur Closing Inv	0.0	0.0	0.0	0.0	0.0	0.0	0.0	0.0	0.0	0.0	0.0	0.0	0.0

Unit of Measurement: Gas and Gas equivalent products: 1000m3, Liquids: m3, Sulphur: MTS

VPR6200

Facility ID ABGP0001397

Facility Name CALLING LAKE S 1-20-70-22W4

Facility Licence # 14973

Facility Operator OHE9 CNRL

Production Month	202001	202002	202003	202004	202005	202006	202007	202008	202009	202010	202011	202012	Totals
Receipts													
Receipts from Alberta Facilities	1,864.0	1,604.7	2,033.5	1,625.9	1,592.6	0.0	0.0	0.0	0.0	0.0	0.0	0.0	8,720.7
Receipts from Non-Alberta Facilities	0.0	0.0	0.0	0.0	0.0	0.0	0.0	0.0	0.0	0.0	0.0	0.0	0.0
Dispositions													
Disposition													
Battery	0.0	0.0	0.0	0.0	0.0	0.0	0.0	0.0	0.0	0.0	0.0	0.0	0.0
Gas Gathering System	0.0	0.0	0.0	0.0	0.0	0.0	0.0	0.0	0.0	0.0	0.0	0.0	0.0
Gas Plant	0.0	0.0	0.0	0.0	0.0	0.0	0.0	0.0	0.0	0.0	0.0	0.0	0.0
Injection Facility	11.9	12.0	13.9	3.0	2.2	0.0	0.0	0.0	0.0	0.0	0.0	0.0	43.0
Meter Station	1,636.8	1,395.1	1,780.9	1,423.2	1,379.6	0.0	0.0	0.0	0.0	0.0	0.0	0.0	7,615.6
Other	0.0	0.0	0.0	0.0	0.0	0.0	0.0	0.0	0.0	0.0	0.0	0.0	0.0
Alberta Commercial	0.0	0.0	0.0	0.0	0.0	0.0	0.0	0.0	0.0	0.0	0.0	0.0	0.0
Alberta Industrial	0.0	0.0	0.0	0.0	0.0	0.0	0.0	0.0	0.0	0.0	0.0	0.0	0.0
Alberta Residential	0.0	0.0	0.0	0.0	0.0	0.0	0.0	0.0	0.0	0.0	0.0	0.0	0.0
Alberta Elec.Generation	0.0	0.0	0.0	0.0	0.0	0.0	0.0	0.0	0.0	0.0	0.0	0.0	0.0
Shrinkage													
Acid Gas	0.0	0.0	0.0	0.0	0.0	0.0	0.0	0.0	0.0	0.0	0.0	0.0	0.0
Other products	0.0	0.0	0.6	0.3	1.3	0.0	0.0	0.0	0.0	0.0	0.0	0.0	2.2
Fuel	213.1	195.5	235.4	197.4	206.7	0.0	0.0	0.0	0.0	0.0	0.0	0.0	1,048.1
Flared	1.9	2.3	3.6	2.5	4.0	0.0	0.0	0.0	0.0	0.0	0.0	0.0	14.3
Vented	0.0	0.0	0.4	0.9	0.1	0.0	0.0	0.0	0.0	0.0	0.0	0.0	1.4
Diff and Other	0.3	-0.2	-1.3	-1.4	-1.3	0.0	0.0	0.0	0.0	0.0	0.0	0.0	-3.9
Process and Frac													
Pentanes Plus	0.0	0.0	3.0	1.5	6.4	0.0	0.0	0.0	0.0	0.0	0.0	0.0	10.9
Propane	0.0	0.0	0.0	0.0	0.0	0.0	0.0	0.0	0.0	0.0	0.0	0.0	0.0
Butanes	0.0	0.0	0.0	0.0	0.0	0.0	0.0	0.0	0.0	0.0	0.0	0.0	0.0
Ethane	0.0	0.0	0.0	0.0	0.0	0.0	0.0	0.0	0.0	0.0	0.0	0.0	0.0
NGL MIX	0.0	0.0	0.0	0.0	0.0	0.0	0.0	0.0	0.0	0.0	0.0	0.0	0.0
Sulphur	0.0	0.0	0.0	0.0	0.0	0.0	0.0	0.0	0.0	0.0	0.0	0.0	0.0
Sulphur Closing Inv	0.0	0.0	0.0	0.0	0.0	0.0	0.0	0.0	0.0	0.0	0.0	0.0	0.0

Unit of Measurement: Gas and Gas equivalent products: 1000m3, Liquids: m3, Sulphur: MTS

VPR6200

Facility ID ABGP0001426

Facility Name SHININGBANK BERRYMOOR PEMBINA

Facility Licence # 11290

Facility Operator OG30 ARC

Production Month	202001	202002	202003	202004	202005	202006	202007	202008	202009	202010	202011	202012	Totals
Receipts													
Receipts from Alberta Facilities	2,136.7	2,273.3	2,374.4	2,196.7	2,178.6	0.0	0.0	0.0	0.0	0.0	0.0	0.0	11,159.7
Receipts from Non-Alberta Facilities	0.0	0.0	0.0	0.0	0.0	0.0	0.0	0.0	0.0	0.0	0.0	0.0	0.0
Dispositions													
Disposition													
Battery	1,608.5	1,664.8	1,845.5	764.0	0.6	0.0	0.0	0.0	0.0	0.0	0.0	0.0	5,883.4
Gas Gathering System	0.0	0.0	0.0	0.0	0.0	0.0	0.0	0.0	0.0	0.0	0.0	0.0	0.0
Gas Plant	0.0	0.0	0.0	0.0	0.0	0.0	0.0	0.0	0.0	0.0	0.0	0.0	0.0
Injection Facility	0.0	0.0	0.0	0.0	0.0	0.0	0.0	0.0	0.0	0.0	0.0	0.0	0.0
Meter Station	173.5	321.5	222.5	1,145.8	1,896.0	0.0	0.0	0.0	0.0	0.0	0.0	0.0	3,759.3
Other	0.0	0.0	0.0	0.0	0.0	0.0	0.0	0.0	0.0	0.0	0.0	0.0	0.0
Alberta Commercial	0.0	0.0	0.0	0.0	0.0	0.0	0.0	0.0	0.0	0.0	0.0	0.0	0.0
Alberta Industrial	0.0	0.0	0.0	0.0	0.0	0.0	0.0	0.0	0.0	0.0	0.0	0.0	0.0
Alberta Residential	0.0	0.0	0.0	0.0	0.0	0.0	0.0	0.0	0.0	0.0	0.0	0.0	0.0
Alberta Elec.Generation	0.0	0.0	0.0	0.0	0.0	0.0	0.0	0.0	0.0	0.0	0.0	0.0	0.0
Shrinkage													
Acid Gas	0.0	0.0	0.0	0.0	0.0	0.0	0.0	0.0	0.0	0.0	0.0	0.0	0.0
Other products	144.5	153.1	162.7	131.4	173.9	0.0	0.0	0.0	0.0	0.0	0.0	0.0	765.6
Fuel	259.7	191.1	204.9	209.6	210.9	0.0	0.0	0.0	0.0	0.0	0.0	0.0	1,076.2
Flared	9.4	3.9	3.3	1.3	6.8	0.0	0.0	0.0	0.0	0.0	0.0	0.0	24.7
Vented	1.1	1.0	1.1	0.0	1.1	0.0	0.0	0.0	0.0	0.0	0.0	0.0	4.3
Diff and Other	-60.0	-62.1	-65.6	-55.4	-110.7	0.0	0.0	0.0	0.0	0.0	0.0	0.0	-353.8
Process and Frac													
Pentanes Plus	14.0	19.5	21.2	16.1	14.7	0.0	0.0	0.0	0.0	0.0	0.0	0.0	85.5
Propane	0.0	0.0	0.0	0.0	0.0	0.0	0.0	0.0	0.0	0.0	0.0	0.0	0.0
Butanes	0.0	0.0	0.0	0.0	0.0	0.0	0.0	0.0	0.0	0.0	0.0	0.0	0.0
Ethane	0.0	0.0	0.0	0.0	0.0	0.0	0.0	0.0	0.0	0.0	0.0	0.0	0.0
NGL MIX	568.1	596.7	634.8	508.0	697.9	0.0	0.0	0.0	0.0	0.0	0.0	0.0	3,005.5
Sulphur	0.0	0.0	0.0	0.0	0.0	0.0	0.0	0.0	0.0	0.0	0.0	0.0	0.0
Sulphur Closing Inv	0.0	0.0	0.0	0.0	0.0	0.0	0.0	0.0	0.0	0.0	0.0	0.0	0.0

Unit of Measurement: Gas and Gas equivalent products: 1000m3, Liquids: m3, Sulphur: MTS

VPR6200

Facility ID ABGP0001463

Facility Name WESTROCK POUCE COUPE SOUTH

Facility Licence # 16293

Facility Operator A76W LONGSHORE

Production Month	202001	202002	202003	202004	202005	202006	202007	202008	202009	202010	202011	202012	Totals
Receipts													
Receipts from Alberta Facilities	300.7	264.4	283.3	196.6	0.0	0.0	0.0	0.0	0.0	0.0	0.0	0.0	1,045.0
Receipts from Non-Alberta Facilities	0.0	0.0	0.0	0.0	0.0	0.0	0.0	0.0	0.0	0.0	0.0	0.0	0.0
Dispositions													
Disposition													
Battery	20.9	18.7	20.3	15.7	0.0	0.0	0.0	0.0	0.0	0.0	0.0	0.0	75.6
Gas Gathering System	0.0	0.0	0.0	0.0	0.0	0.0	0.0	0.0	0.0	0.0	0.0	0.0	0.0
Gas Plant	0.0	0.0	0.0	0.0	0.0	0.0	0.0	0.0	0.0	0.0	0.0	0.0	0.0
Injection Facility	0.0	0.0	0.0	0.0	0.0	0.0	0.0	0.0	0.0	0.0	0.0	0.0	0.0
Meter Station	164.6	148.5	150.2	108.8	0.0	0.0	0.0	0.0	0.0	0.0	0.0	0.0	572.1
Other	0.0	0.0	0.0	0.0	0.0	0.0	0.0	0.0	0.0	0.0	0.0	0.0	0.0
Alberta Commercial	0.0	0.0	0.0	0.0	0.0	0.0	0.0	0.0	0.0	0.0	0.0	0.0	0.0
Alberta Industrial	0.0	0.0	0.0	0.0	0.0	0.0	0.0	0.0	0.0	0.0	0.0	0.0	0.0
Alberta Residential	0.0	0.0	0.0	0.0	0.0	0.0	0.0	0.0	0.0	0.0	0.0	0.0	0.0
Alberta Elec.Generation	0.0	0.0	0.0	0.0	0.0	0.0	0.0	0.0	0.0	0.0	0.0	0.0	0.0
Shrinkage													
Acid Gas	0.0	0.0	2.3	2.1	0.0	0.0	0.0	0.0	0.0	0.0	0.0	0.0	4.4
Other products	18.4	16.3	15.9	11.5	0.0	0.0	0.0	0.0	0.0	0.0	0.0	0.0	62.1
Fuel	89.3	93.3	104.1	65.6	0.0	0.0	0.0	0.0	0.0	0.0	0.0	0.0	352.3
Flared	15.9	14.6	13.4	10.0	0.0	0.0	0.0	0.0	0.0	0.0	0.0	0.0	53.9
Vented	0.0	0.0	0.0	0.0	0.0	0.0	0.0	0.0	0.0	0.0	0.0	0.0	0.0
Diff and Other	-8.4	-27.0	-22.9	-17.1	0.0	0.0	0.0	0.0	0.0	0.0	0.0	0.0	-75.4
Process and Frac													
Pentanes Plus	0.0	0.0	0.0	0.0	0.0	0.0	0.0	0.0	0.0	0.0	0.0	0.0	0.0
Propane	0.0	0.0	0.0	0.0	0.0	0.0	0.0	0.0	0.0	0.0	0.0	0.0	0.0
Butanes	0.0	0.0	0.0	0.0	0.0	0.0	0.0	0.0	0.0	0.0	0.0	0.0	0.0
Ethane	0.0	0.0	0.0	0.0	0.0	0.0	0.0	0.0	0.0	0.0	0.0	0.0	0.0
NGL MIX	76.6	67.5	65.9	47.4	0.0	0.0	0.0	0.0	0.0	0.0	0.0	0.0	257.4
Sulphur	0.0	0.0	0.0	0.0	0.0	0.0	0.0	0.0	0.0	0.0	0.0	0.0	0.0
Sulphur Closing Inv	0.0	0.0	0.0	0.0	0.0	0.0	0.0	0.0	0.0	0.0	0.0	0.0	0.0

Unit of Measurement: Gas and Gas equivalent products: 1000m3, Liquids: m3, Sulphur: MTS

VPR6200

Facility ID ABGP0001472
Facility Licence # 31834

Facility Name NIPISI 2-11-80-8W5
Facility Operator OHE9 CNRL

Production Month	202001	202002	202003	202004	202005	202006	202007	202008	202009	202010	202011	202012	Totals
Receipts													
Receipts from Alberta Facilities	1,230.1	1,249.3	1,273.0	979.5	988.9	0.0	0.0	0.0	0.0	0.0	0.0	0.0	5,720.8
Receipts from Non-Alberta Facilities	0.0	0.0	0.0	0.0	0.0	0.0	0.0	0.0	0.0	0.0	0.0	0.0	0.0
Dispositions													
Disposition													
Battery	153.5	144.6	160.4	151.0	146.6	0.0	0.0	0.0	0.0	0.0	0.0	0.0	756.1
Gas Gathering System	0.0	0.0	0.0	0.0	0.0	0.0	0.0	0.0	0.0	0.0	0.0	0.0	0.0
Gas Plant	789.9	858.7	873.5	604.1	640.5	0.0	0.0	0.0	0.0	0.0	0.0	0.0	3,766.7
Injection Facility	0.0	0.0	0.0	0.0	0.0	0.0	0.0	0.0	0.0	0.0	0.0	0.0	0.0
Meter Station	0.0	0.0	0.0	0.0	0.0	0.0	0.0	0.0	0.0	0.0	0.0	0.0	0.0
Other	0.0	0.0	0.0	0.0	0.0	0.0	0.0	0.0	0.0	0.0	0.0	0.0	0.0
Alberta Commercial	0.0	0.0	0.0	0.0	0.0	0.0	0.0	0.0	0.0	0.0	0.0	0.0	0.0
Alberta Industrial	0.0	0.0	0.0	0.0	0.0	0.0	0.0	0.0	0.0	0.0	0.0	0.0	0.0
Alberta Residential	0.0	0.0	0.0	0.0	0.0	0.0	0.0	0.0	0.0	0.0	0.0	0.0	0.0
Alberta Elec.Generation	0.0	0.0	0.0	0.0	0.0	0.0	0.0	0.0	0.0	0.0	0.0	0.0	0.0
Shrinkage													
Acid Gas	0.0	0.0	0.0	0.0	0.0	0.0	0.0	0.0	0.0	0.0	0.0	0.0	0.0
Other products	0.0	0.0	0.0	0.0	0.0	0.0	0.0	0.0	0.0	0.0	0.0	0.0	0.0
Fuel	247.5	214.7	205.1	197.2	186.9	0.0	0.0	0.0	0.0	0.0	0.0	0.0	1,051.4
Flared	29.2	21.7	23.6	26.0	14.9	0.0	0.0	0.0	0.0	0.0	0.0	0.0	115.4
Vented	0.0	0.0	0.0	0.0	0.0	0.0	0.0	0.0	0.0	0.0	0.0	0.0	0.0
Diff and Other	10.0	9.6	10.4	1.2	0.0	0.0	0.0	0.0	0.0	0.0	0.0	0.0	31.2
Process and Frac													
Pentanes Plus	0.0	0.0	0.0	0.0	0.0	0.0	0.0	0.0	0.0	0.0	0.0	0.0	0.0
Propane	0.0	0.0	0.0	0.0	0.0	0.0	0.0	0.0	0.0	0.0	0.0	0.0	0.0
Butanes	0.0	0.0	0.0	0.0	0.0	0.0	0.0	0.0	0.0	0.0	0.0	0.0	0.0
Ethane	0.0	0.0	0.0	0.0	0.0	0.0	0.0	0.0	0.0	0.0	0.0	0.0	0.0
NGL MIX	0.0	0.0	0.0	0.0	0.0	0.0	0.0	0.0	0.0	0.0	0.0	0.0	0.0
Sulphur	0.0	0.0	0.0	0.0	0.0	0.0	0.0	0.0	0.0	0.0	0.0	0.0	0.0
Sulphur Closing Inv	0.0	0.0	0.0	0.0	0.0	0.0	0.0	0.0	0.0	0.0	0.0	0.0	0.0

Unit of Measurement: Gas and Gas equivalent products: 1000m3, Liquids: m3, Sulphur: MTS

VPR6200

Facility ID ABGP0001475
Facility Licence # 2489

Facility Name CRESTAR JENNER
Facility Operator A6Y2 COR4

Production Month	202001	202002	202003	202004	202005	202006	202007	202008	202009	202010	202011	202012	Totals
Receipts													
Receipts from Alberta Facilities	3,404.8	2,916.1	3,898.0	3,086.8	3,272.1	0.0	0.0	0.0	0.0	0.0	0.0	0.0	16,577.8
Receipts from Non-Alberta Facilities	0.0	0.0	0.0	0.0	0.0	0.0	0.0	0.0	0.0	0.0	0.0	0.0	0.0
Dispositions													
Disposition													
Battery	176.5	221.5	0.0	0.0	0.0	0.0	0.0	0.0	0.0	0.0	0.0	0.0	398.0
Gas Gathering System	0.0	0.0	0.0	0.0	0.0	0.0	0.0	0.0	0.0	0.0	0.0	0.0	0.0
Gas Plant	0.0	0.0	0.0	0.0	0.0	0.0	0.0	0.0	0.0	0.0	0.0	0.0	0.0
Injection Facility	0.0	0.0	0.0	0.0	0.0	0.0	0.0	0.0	0.0	0.0	0.0	0.0	0.0
Meter Station	2,917.3	2,432.6	3,428.7	2,556.4	2,669.0	0.0	0.0	0.0	0.0	0.0	0.0	0.0	14,004.0
Other	0.0	0.0	0.0	0.0	0.0	0.0	0.0	0.0	0.0	0.0	0.0	0.0	0.0
Alberta Commercial	0.0	0.0	0.0	0.0	0.0	0.0	0.0	0.0	0.0	0.0	0.0	0.0	0.0
Alberta Industrial	0.0	0.0	0.0	0.0	0.0	0.0	0.0	0.0	0.0	0.0	0.0	0.0	0.0
Alberta Residential	0.0	0.0	0.0	0.0	0.0	0.0	0.0	0.0	0.0	0.0	0.0	0.0	0.0
Alberta Elec.Generation	0.0	0.0	0.0	0.0	0.0	0.0	0.0	0.0	0.0	0.0	0.0	0.0	0.0
Shrinkage													
Acid Gas	0.0	0.0	146.2	81.4	64.5	0.0	0.0	0.0	0.0	0.0	0.0	0.0	292.1
Other products	3.6	4.3	4.7	4.5	5.0	0.0	0.0	0.0	0.0	0.0	0.0	0.0	22.1
Fuel	404.4	378.7	421.4	375.5	342.6	0.0	0.0	0.0	0.0	0.0	0.0	0.0	1,922.6
Flared	113.3	100.3	21.4	29.9	21.1	0.0	0.0	0.0	0.0	0.0	0.0	0.0	286.0
Vented	0.0	0.0	0.0	0.0	0.0	0.0	0.0	0.0	0.0	0.0	0.0	0.0	0.0
Diff and Other	-210.3	-221.3	-124.4	39.1	169.9	0.0	0.0	0.0	0.0	0.0	0.0	0.0	-347.0
Process and Frac													
Pentanes Plus	0.0	0.0	0.0	0.0	0.0	0.0	0.0	0.0	0.0	0.0	0.0	0.0	0.0
Propane	0.0	0.0	0.0	0.0	0.0	0.0	0.0	0.0	0.0	0.0	0.0	0.0	0.0
Butanes	0.0	0.0	0.0	0.0	0.0	0.0	0.0	0.0	0.0	0.0	0.0	0.0	0.0
Ethane	0.0	0.0	0.0	0.0	0.0	0.0	0.0	0.0	0.0	0.0	0.0	0.0	0.0
NGL MIX	17.3	19.2	22.9	21.6	21.7	0.0	0.0	0.0	0.0	0.0	0.0	0.0	102.7
Sulphur	0.0	0.0	0.0	0.0	0.0	0.0	0.0	0.0	0.0	0.0	0.0	0.0	0.0
Sulphur Closing Inv	0.0	0.0	0.0	0.0	0.0	0.0	0.0	0.0	0.0	0.0	0.0	0.0	0.0

Unit of Measurement: Gas and Gas equivalent products: 1000m3, Liquids: m3, Sulphur: MTS

VPR6200

Facility ID ABGP0001486

Facility Name KETCH TANGENT

Facility Licence # 16551

Facility Operator OBP8

Production Month	202001	202002	202003	202004	202005	202006	202007	202008	202009	202010	202011	202012	Totals
	SHUTIN	SHUTIN	SHUTIN	SHUTIN	SHUTIN								
Receipts													
Receipts from Alberta Facilities	0.0	0.0	0.0	0.0	0.0	0.0	0.0	0.0	0.0	0.0	0.0	0.0	0.0
Receipts from Non-Alberta Facilities	0.0	0.0	0.0	0.0	0.0	0.0	0.0	0.0	0.0	0.0	0.0	0.0	0.0
Dispositions													
Disposition													
Battery	0.0	0.0	0.0	0.0	0.0	0.0	0.0	0.0	0.0	0.0	0.0	0.0	0.0
Gas Gathering System	0.0	0.0	0.0	0.0	0.0	0.0	0.0	0.0	0.0	0.0	0.0	0.0	0.0
Gas Plant	0.0	0.0	0.0	0.0	0.0	0.0	0.0	0.0	0.0	0.0	0.0	0.0	0.0
Injection Facility	0.0	0.0	0.0	0.0	0.0	0.0	0.0	0.0	0.0	0.0	0.0	0.0	0.0
Meter Station	0.0	0.0	0.0	0.0	0.0	0.0	0.0	0.0	0.0	0.0	0.0	0.0	0.0
Other	0.0	0.0	0.0	0.0	0.0	0.0	0.0	0.0	0.0	0.0	0.0	0.0	0.0
Alberta Commercial	0.0	0.0	0.0	0.0	0.0	0.0	0.0	0.0	0.0	0.0	0.0	0.0	0.0
Alberta Industrial	0.0	0.0	0.0	0.0	0.0	0.0	0.0	0.0	0.0	0.0	0.0	0.0	0.0
Alberta Residential	0.0	0.0	0.0	0.0	0.0	0.0	0.0	0.0	0.0	0.0	0.0	0.0	0.0
Alberta Elec.Generation	0.0	0.0	0.0	0.0	0.0	0.0	0.0	0.0	0.0	0.0	0.0	0.0	0.0
Shrinkage													
Acid Gas	0.0	0.0	0.0	0.0	0.0	0.0	0.0	0.0	0.0	0.0	0.0	0.0	0.0
Other products	0.0	0.0	0.0	0.0	0.0	0.0	0.0	0.0	0.0	0.0	0.0	0.0	0.0
Fuel	0.0	0.0	0.0	0.0	0.0	0.0	0.0	0.0	0.0	0.0	0.0	0.0	0.0
Flared	0.0	0.0	0.0	0.0	0.0	0.0	0.0	0.0	0.0	0.0	0.0	0.0	0.0
Vented	0.0	0.0	0.0	0.0	0.0	0.0	0.0	0.0	0.0	0.0	0.0	0.0	0.0
Diff and Other	0.0	0.0	0.0	0.0	0.0	0.0	0.0	0.0	0.0	0.0	0.0	0.0	0.0
Process and Frac													
Pentanes Plus	0.0	0.0	0.0	0.0	0.0	0.0	0.0	0.0	0.0	0.0	0.0	0.0	0.0
Propane	0.0	0.0	0.0	0.0	0.0	0.0	0.0	0.0	0.0	0.0	0.0	0.0	0.0
Butanes	0.0	0.0	0.0	0.0	0.0	0.0	0.0	0.0	0.0	0.0	0.0	0.0	0.0
Ethane	0.0	0.0	0.0	0.0	0.0	0.0	0.0	0.0	0.0	0.0	0.0	0.0	0.0
NGL MIX	0.0	0.0	0.0	0.0	0.0	0.0	0.0	0.0	0.0	0.0	0.0	0.0	0.0
Sulphur	0.0	0.0	0.0	0.0	0.0	0.0	0.0	0.0	0.0	0.0	0.0	0.0	0.0
Sulphur Closing Inv	0.0	0.0	0.0	0.0	0.0	0.0	0.0	0.0	0.0	0.0	0.0	0.0	0.0

VPR6200

Facility ID ABGP0001525
Facility Licence # 11210

Facility Name JOURNEY PEMBINA BERRYMOOR
Facility Operator A2PH JOURNEY

Production Month	202001	202002	202003	202004	202005	202006	202007	202008	202009	202010	202011	202012	Totals
Receipts													
Receipts from Alberta Facilities	694.6	661.1	732.7	632.0	1.4	0.0	0.0	0.0	0.0	0.0	0.0	0.0	2,721.8
Receipts from Non-Alberta Facilities	0.0	0.0	0.0	0.0	0.0	0.0	0.0	0.0	0.0	0.0	0.0	0.0	0.0
Dispositions													
Disposition													
Battery	8.8	1.4	0.0	0.0	0.0	0.0	0.0	0.0	0.0	0.0	0.0	0.0	10.2
Gas Gathering System	0.0	0.0	0.0	0.0	0.0	0.0	0.0	0.0	0.0	0.0	0.0	0.0	0.0
Gas Plant	0.0	0.0	0.0	0.0	0.0	0.0	0.0	0.0	0.0	0.0	0.0	0.0	0.0
Injection Facility	0.0	0.0	0.0	0.0	0.0	0.0	0.0	0.0	0.0	0.0	0.0	0.0	0.0
Meter Station	505.2	456.5	520.3	517.4	0.0	0.0	0.0	0.0	0.0	0.0	0.0	0.0	1,999.4
Other	0.0	0.0	0.0	0.0	0.0	0.0	0.0	0.0	0.0	0.0	0.0	0.0	0.0
Alberta Commercial	0.0	0.0	0.0	0.0	0.0	0.0	0.0	0.0	0.0	0.0	0.0	0.0	0.0
Alberta Industrial	0.0	0.0	0.0	0.0	0.0	0.0	0.0	0.0	0.0	0.0	0.0	0.0	0.0
Alberta Residential	0.0	0.0	0.0	0.0	0.0	0.0	0.0	0.0	0.0	0.0	0.0	0.0	0.0
Alberta Elec.Generation	0.0	0.0	0.0	0.0	0.0	0.0	0.0	0.0	0.0	0.0	0.0	0.0	0.0
Shrinkage													
Acid Gas	8.2	7.8	7.6	7.4	0.1	0.0	0.0	0.0	0.0	0.0	0.0	0.0	31.1
Other products	35.9	32.3	32.6	33.9	1.1	0.0	0.0	0.0	0.0	0.0	0.0	0.0	135.8
Fuel	245.0	248.7	209.0	185.7	0.2	0.0	0.0	0.0	0.0	0.0	0.0	0.0	888.6
Flared	0.1	0.6	0.1	0.0	0.1	0.0	0.0	0.0	0.0	0.0	0.0	0.0	0.9
Vented	0.0	0.0	0.0	0.0	0.0	0.0	0.0	0.0	0.0	0.0	0.0	0.0	0.0
Diff and Other	-108.6	-86.2	-36.9	-112.4	-0.1	0.0	0.0	0.0	0.0	0.0	0.0	0.0	-344.2
Process and Frac													
Pentanes Plus	0.0	0.0	0.0	0.0	0.0	0.0	0.0	0.0	0.0	0.0	0.0	0.0	0.0
Propane	0.0	0.0	0.0	0.0	0.0	0.0	0.0	0.0	0.0	0.0	0.0	0.0	0.0
Butanes	0.0	0.0	0.0	0.0	0.0	0.0	0.0	0.0	0.0	0.0	0.0	0.0	0.0
Ethane	0.0	0.0	0.0	0.0	0.0	0.0	0.0	0.0	0.0	0.0	0.0	0.0	0.0
NGL MIX	145.0	130.5	131.9	134.8	4.5	0.0	0.0	0.0	0.0	0.0	0.0	0.0	546.7
Sulphur	0.0	0.0	0.0	0.0	0.0	0.0	0.0	0.0	0.0	0.0	0.0	0.0	0.0
Sulphur Closing Inv	0.0	0.0	0.0	0.0	0.0	0.0	0.0	0.0	0.0	0.0	0.0	0.0	0.0

Unit of Measurement: Gas and Gas equivalent products: 1000m3, Liquids: m3, Sulphur: MTS

VPR6200

Facility ID ABGP0001556

Facility Name PANCDN HALKIRK

Facility Licence # 6019

Facility Operator A67B LOGIC ENERGY

Production Month	202001	202002	202003	202004	202005	202006	202007	202008	202009	202010	202011	202012	Totals
Receipts													
Receipts from Alberta Facilities	38.3	34.9	35.7	30.9	33.0	0.0	0.0	0.0	0.0	0.0	0.0	0.0	172.8
Receipts from Non-Alberta Facilities	0.0	0.0	0.0	0.0	0.0	0.0	0.0	0.0	0.0	0.0	0.0	0.0	0.0
Dispositions													
Disposition													
Battery	13.0	11.6	12.5	10.1	6.2	0.0	0.0	0.0	0.0	0.0	0.0	0.0	53.4
Gas Gathering System	0.0	0.0	0.0	0.0	0.0	0.0	0.0	0.0	0.0	0.0	0.0	0.0	0.0
Gas Plant	0.0	0.0	0.0	0.0	0.0	0.0	0.0	0.0	0.0	0.0	0.0	0.0	0.0
Injection Facility	0.0	0.0	0.0	0.0	0.0	0.0	0.0	0.0	0.0	0.0	0.0	0.0	0.0
Meter Station	0.0	0.0	0.0	0.0	0.0	0.0	0.0	0.0	0.0	0.0	0.0	0.0	0.0
Other	0.0	0.0	0.0	0.0	0.0	0.0	0.0	0.0	0.0	0.0	0.0	0.0	0.0
Alberta Commercial	0.0	0.0	0.0	0.0	0.0	0.0	0.0	0.0	0.0	0.0	0.0	0.0	0.0
Alberta Industrial	0.0	0.0	0.0	0.0	0.0	0.0	0.0	0.0	0.0	0.0	0.0	0.0	0.0
Alberta Residential	0.0	0.0	0.0	0.0	0.0	0.0	0.0	0.0	0.0	0.0	0.0	0.0	0.0
Alberta Elec.Generation	0.0	0.0	0.0	0.0	0.0	0.0	0.0	0.0	0.0	0.0	0.0	0.0	0.0
Shrinkage													
Acid Gas	0.0	0.0	0.0	0.0	0.0	0.0	0.0	0.0	0.0	0.0	0.0	0.0	0.0
Other products	0.0	0.0	0.0	0.0	0.0	0.0	0.0	0.0	0.0	0.0	0.0	0.0	0.0
Fuel	0.0	0.0	0.0	0.0	0.0	0.0	0.0	0.0	0.0	0.0	0.0	0.0	0.0
Flared	25.3	23.3	23.2	20.8	26.8	0.0	0.0	0.0	0.0	0.0	0.0	0.0	119.4
Vented	0.0	0.0	0.0	0.0	0.0	0.0	0.0	0.0	0.0	0.0	0.0	0.0	0.0
Diff and Other	0.0	0.0	0.0	0.0	0.0	0.0	0.0	0.0	0.0	0.0	0.0	0.0	0.0
Process and Frac													
Pentanes Plus	0.0	0.0	0.0	0.0	0.0	0.0	0.0	0.0	0.0	0.0	0.0	0.0	0.0
Propane	0.0	0.0	0.0	0.0	0.0	0.0	0.0	0.0	0.0	0.0	0.0	0.0	0.0
Butanes	0.0	0.0	0.0	0.0	0.0	0.0	0.0	0.0	0.0	0.0	0.0	0.0	0.0
Ethane	0.0	0.0	0.0	0.0	0.0	0.0	0.0	0.0	0.0	0.0	0.0	0.0	0.0
NGL MIX	0.0	0.0	0.0	0.0	0.0	0.0	0.0	0.0	0.0	0.0	0.0	0.0	0.0
Sulphur	0.0	0.0	0.0	0.0	0.0	0.0	0.0	0.0	0.0	0.0	0.0	0.0	0.0
Sulphur Closing Inv	0.0	0.0	0.0	0.0	0.0	0.0	0.0	0.0	0.0	0.0	0.0	0.0	0.0

Unit of Measurement: Gas and Gas equivalent products: 1000m3, Liquids: m3, Sulphur: MTS

VPR6200

Facility ID ABGP0001571

Facility Name BONAVIDA RYCROFT SYS 2

Facility Licence # 16036

Facility Operator A7CZ R S R

Production Month	202001	202002	202003	202004	202005	202006	202007	202008	202009	202010	202011	202012	Totals
Receipts													
Receipts from Alberta Facilities	2,632.9	2,095.1	2,538.0	2,371.6	2,346.0	0.0	0.0	0.0	0.0	0.0	0.0	0.0	11,983.6
Receipts from Non-Alberta Facilities	0.0	0.0	0.0	0.0	0.0	0.0	0.0	0.0	0.0	0.0	0.0	0.0	0.0
Dispositions													
Disposition													
Battery	77.9	71.7	81.5	69.5	69.6	0.0	0.0	0.0	0.0	0.0	0.0	0.0	370.2
Gas Gathering System	0.0	0.0	0.0	0.0	0.0	0.0	0.0	0.0	0.0	0.0	0.0	0.0	0.0
Gas Plant	0.0	0.0	0.0	0.0	0.0	0.0	0.0	0.0	0.0	0.0	0.0	0.0	0.0
Injection Facility	0.0	0.0	0.0	0.0	0.0	0.0	0.0	0.0	0.0	0.0	0.0	0.0	0.0
Meter Station	2,061.3	1,789.9	2,094.2	1,937.4	1,938.6	0.0	0.0	0.0	0.0	0.0	0.0	0.0	9,821.4
Other	0.0	0.0	0.0	0.0	0.0	0.0	0.0	0.0	0.0	0.0	0.0	0.0	0.0
Alberta Commercial	0.0	0.0	0.0	0.0	0.0	0.0	0.0	0.0	0.0	0.0	0.0	0.0	0.0
Alberta Industrial	0.0	0.0	0.0	0.0	0.0	0.0	0.0	0.0	0.0	0.0	0.0	0.0	0.0
Alberta Residential	0.0	0.0	0.0	0.0	0.0	0.0	0.0	0.0	0.0	0.0	0.0	0.0	0.0
Alberta Elec.Generation	0.0	0.0	0.0	0.0	0.0	0.0	0.0	0.0	0.0	0.0	0.0	0.0	0.0
Shrinkage													
Acid Gas	36.8	33.7	36.1	33.2	33.4	0.0	0.0	0.0	0.0	0.0	0.0	0.0	173.2
Other products	76.2	72.0	67.3	52.4	66.8	0.0	0.0	0.0	0.0	0.0	0.0	0.0	334.7
Fuel	203.4	189.8	203.2	196.6	201.6	0.0	0.0	0.0	0.0	0.0	0.0	0.0	994.6
Flared	0.0	0.0	0.0	0.0	0.0	0.0	0.0	0.0	0.0	0.0	0.0	0.0	0.0
Vented	0.0	0.0	0.0	0.0	0.0	0.0	0.0	0.0	0.0	0.0	0.0	0.0	0.0
Diff and Other	177.3	-62.0	55.7	82.5	36.0	0.0	0.0	0.0	0.0	0.0	0.0	0.0	289.5
Process and Frac													
Pentanes Plus	0.0	0.0	0.0	0.0	0.0	0.0	0.0	0.0	0.0	0.0	0.0	0.0	0.0
Propane	0.0	0.0	0.0	0.0	0.0	0.0	0.0	0.0	0.0	0.0	0.0	0.0	0.0
Butanes	0.0	0.0	0.0	0.0	0.0	0.0	0.0	0.0	0.0	0.0	0.0	0.0	0.0
Ethane	0.0	0.0	0.0	0.0	0.0	0.0	0.0	0.0	0.0	0.0	0.0	0.0	0.0
NGL MIX	320.7	315.3	295.7	222.3	283.1	0.0	0.0	0.0	0.0	0.0	0.0	0.0	1,437.1
Sulphur	0.0	0.0	0.0	0.0	0.0	0.0	0.0	0.0	0.0	0.0	0.0	0.0	0.0
Sulphur Closing Inv	0.0	0.0	0.0	0.0	0.0	0.0	0.0	0.0	0.0	0.0	0.0	0.0	0.0

Unit of Measurement: Gas and Gas equivalent products: 1000m3, Liquids: m3, Sulphur: MTS

VPR6200

Facility ID ABGP0001574
Facility Licence # 4457

Facility Name PENN WEST COMPEER
Facility Operator OBP8 OBE

Production Month	202001	202002	202003	202004	202005	202006	202007	202008	202009	202010	202011	202012	Totals
SHUTIN													
Receipts													
Receipts from Alberta Facilities	2,305.1	2,189.1	2,119.2	1,603.2	0.0	0.0	0.0	0.0	0.0	0.0	0.0	0.0	8,216.6
Receipts from Non-Alberta Facilities	0.0	0.0	0.0	0.0	0.0	0.0	0.0	0.0	0.0	0.0	0.0	0.0	0.0
Dispositions													
Disposition													
Battery	0.0	0.0	0.0	0.0	0.0	0.0	0.0	0.0	0.0	0.0	0.0	0.0	0.0
Gas Gathering System	0.0	0.0	0.0	0.0	0.0	0.0	0.0	0.0	0.0	0.0	0.0	0.0	0.0
Gas Plant	0.0	0.0	0.0	0.0	0.0	0.0	0.0	0.0	0.0	0.0	0.0	0.0	0.0
Injection Facility	0.0	0.0	0.0	0.0	0.0	0.0	0.0	0.0	0.0	0.0	0.0	0.0	0.0
Meter Station	2,007.2	1,884.3	1,826.0	1,257.7	0.0	0.0	0.0	0.0	0.0	0.0	0.0	0.0	6,975.2
Other	0.0	0.0	0.0	0.0	0.0	0.0	0.0	0.0	0.0	0.0	0.0	0.0	0.0
Alberta Commercial	0.0	0.0	0.0	0.0	0.0	0.0	0.0	0.0	0.0	0.0	0.0	0.0	0.0
Alberta Industrial	0.0	0.0	0.0	0.0	0.0	0.0	0.0	0.0	0.0	0.0	0.0	0.0	0.0
Alberta Residential	0.0	0.0	0.0	0.0	0.0	0.0	0.0	0.0	0.0	0.0	0.0	0.0	0.0
Alberta Elec.Generation	0.0	0.0	0.0	0.0	0.0	0.0	0.0	0.0	0.0	0.0	0.0	0.0	0.0
Shrinkage													
Acid Gas	0.0	0.0	0.0	0.0	0.0	0.0	0.0	0.0	0.0	0.0	0.0	0.0	0.0
Other products	22.2	22.0	18.9	14.0	0.0	0.0	0.0	0.0	0.0	0.0	0.0	0.0	77.1
Fuel	121.6	156.2	159.6	136.4	0.0	0.0	0.0	0.0	0.0	0.0	0.0	0.0	573.8
Flared	0.0	0.0	0.0	0.0	0.0	0.0	0.0	0.0	0.0	0.0	0.0	0.0	0.0
Vented	1.3	5.0	8.4	4.2	0.0	0.0	0.0	0.0	0.0	0.0	0.0	0.0	18.9
Diff and Other	152.8	121.6	106.3	190.9	0.0	0.0	0.0	0.0	0.0	0.0	0.0	0.0	571.6
Process and Frac													
Pentanes Plus	107.5	106.5	91.4	67.5	0.0	0.0	0.0	0.0	0.0	0.0	0.0	0.0	372.9
Propane	0.0	0.0	0.0	0.0	0.0	0.0	0.0	0.0	0.0	0.0	0.0	0.0	0.0
Butanes	0.0	0.0	0.0	0.0	0.0	0.0	0.0	0.0	0.0	0.0	0.0	0.0	0.0
Ethane	0.0	0.0	0.0	0.0	0.0	0.0	0.0	0.0	0.0	0.0	0.0	0.0	0.0
NGL MIX	0.0	0.0	0.0	0.0	0.0	0.0	0.0	0.0	0.0	0.0	0.0	0.0	0.0
Sulphur	0.0	0.0	0.0	0.0	0.0	0.0	0.0	0.0	0.0	0.0	0.0	0.0	0.0
Sulphur Closing Inv	0.0	0.0	0.0	0.0	0.0	0.0	0.0	0.0	0.0	0.0	0.0	0.0	0.0

Unit of Measurement: Gas and Gas equivalent products: 1000m3, Liquids: m3, Sulphur: MTS

VPR6200

Facility ID ABGP0001620
Facility Licence # 1984

Facility Name PANCDN BADGER
Facility Operator A7L1 RAZOR

Production Month	202001	202002	202003	202004	202005	202006	202007	202008	202009	202010	202011	202012	Totals
Receipts													
Receipts from Alberta Facilities	543.1	498.7	506.5	318.8	322.0	0.0	0.0	0.0	0.0	0.0	0.0	0.0	2,189.1
Receipts from Non-Alberta Facilities	0.0	0.0	0.0	0.0	0.0	0.0	0.0	0.0	0.0	0.0	0.0	0.0	0.0
Dispositions													
Disposition													
Battery	35.0	33.0	32.7	17.4	0.0	0.0	0.0	0.0	0.0	0.0	0.0	0.0	118.1
Gas Gathering System	0.0	0.0	0.0	0.0	0.0	0.0	0.0	0.0	0.0	0.0	0.0	0.0	0.0
Gas Plant	0.0	0.0	0.0	0.0	0.0	0.0	0.0	0.0	0.0	0.0	0.0	0.0	0.0
Injection Facility	0.0	0.0	0.0	0.0	0.0	0.0	0.0	0.0	0.0	0.0	0.0	0.0	0.0
Meter Station	494.3	447.4	449.1	290.4	298.8	0.0	0.0	0.0	0.0	0.0	0.0	0.0	1,980.0
Other	0.0	0.0	0.0	0.0	0.0	0.0	0.0	0.0	0.0	0.0	0.0	0.0	0.0
Alberta Commercial	0.0	0.0	0.0	0.0	0.0	0.0	0.0	0.0	0.0	0.0	0.0	0.0	0.0
Alberta Industrial	0.0	0.0	0.0	0.0	0.0	0.0	0.0	0.0	0.0	0.0	0.0	0.0	0.0
Alberta Residential	0.0	0.0	0.0	0.0	0.0	0.0	0.0	0.0	0.0	0.0	0.0	0.0	0.0
Alberta Elec.Generation	0.0	0.0	0.0	0.0	0.0	0.0	0.0	0.0	0.0	0.0	0.0	0.0	0.0
Shrinkage													
Acid Gas	6.2	5.8	6.1	3.0	3.1	0.0	0.0	0.0	0.0	0.0	0.0	0.0	24.2
Other products	9.8	7.9	7.8	5.4	5.4	0.0	0.0	0.0	0.0	0.0	0.0	0.0	36.3
Fuel	10.1	10.3	11.1	8.9	9.2	0.0	0.0	0.0	0.0	0.0	0.0	0.0	49.6
Flared	5.9	5.2	0.0	0.0	0.0	0.0	0.0	0.0	0.0	0.0	0.0	0.0	11.1
Vented	0.0	0.0	0.0	0.0	0.0	0.0	0.0	0.0	0.0	0.0	0.0	0.0	0.0
Diff and Other	-18.2	-10.9	-0.3	-6.3	5.5	0.0	0.0	0.0	0.0	0.0	0.0	0.0	-30.2
Process and Frac													
Pentanes Plus	0.0	0.0	0.0	0.0	0.0	0.0	0.0	0.0	0.0	0.0	0.0	0.0	0.0
Propane	0.0	0.0	0.0	0.0	0.0	0.0	0.0	0.0	0.0	0.0	0.0	0.0	0.0
Butanes	0.0	0.0	0.0	0.0	0.0	0.0	0.0	0.0	0.0	0.0	0.0	0.0	0.0
Ethane	0.0	0.0	0.0	0.0	0.0	0.0	0.0	0.0	0.0	0.0	0.0	0.0	0.0
NGL MIX	41.1	33.4	33.2	23.9	23.6	0.0	0.0	0.0	0.0	0.0	0.0	0.0	155.2
Sulphur	0.0	0.0	0.0	0.0	0.0	0.0	0.0	0.0	0.0	0.0	0.0	0.0	0.0
Sulphur Closing Inv	0.0	0.0	0.0	0.0	0.0	0.0	0.0	0.0	0.0	0.0	0.0	0.0	0.0

Unit of Measurement: Gas and Gas equivalent products: 1000m3, Liquids: m3, Sulphur: MTS

VPR6200

Facility ID ABGP0001641

Facility Name DUNVEGAN 16-36-79-3w6

Facility Licence # 16391

Facility Operator OHE9 CNRL

Production Month	202001	202002	202003	202004	202005	202006	202007	202008	202009	202010	202011	202012	Totals
Receipts													
Receipts from Alberta Facilities	2,356.6	2,527.5	2,581.7	2,588.5	2,681.6	0.0	0.0	0.0	0.0	0.0	0.0	0.0	12,735.9
Receipts from Non-Alberta Facilities	0.0	0.0	0.0	0.0	0.0	0.0	0.0	0.0	0.0	0.0	0.0	0.0	0.0
Dispositions													
Disposition													
Battery	0.0	0.0	0.0	0.0	0.0	0.0	0.0	0.0	0.0	0.0	0.0	0.0	0.0
Gas Gathering System	2,274.2	2,431.9	2,515.2	2,628.3	2,541.2	0.0	0.0	0.0	0.0	0.0	0.0	0.0	12,390.8
Gas Plant	0.0	0.0	0.0	0.0	0.0	0.0	0.0	0.0	0.0	0.0	0.0	0.0	0.0
Injection Facility	0.0	0.0	0.0	0.0	0.0	0.0	0.0	0.0	0.0	0.0	0.0	0.0	0.0
Meter Station	0.0	0.0	0.0	0.0	0.0	0.0	0.0	0.0	0.0	0.0	0.0	0.0	0.0
Other	0.0	0.0	0.0	0.0	0.0	0.0	0.0	0.0	0.0	0.0	0.0	0.0	0.0
Alberta Commercial	0.0	0.0	0.0	0.0	0.0	0.0	0.0	0.0	0.0	0.0	0.0	0.0	0.0
Alberta Industrial	0.0	0.0	0.0	0.0	0.0	0.0	0.0	0.0	0.0	0.0	0.0	0.0	0.0
Alberta Residential	0.0	0.0	0.0	0.0	0.0	0.0	0.0	0.0	0.0	0.0	0.0	0.0	0.0
Alberta Elec.Generation	0.0	0.0	0.0	0.0	0.0	0.0	0.0	0.0	0.0	0.0	0.0	0.0	0.0
Shrinkage													
Acid Gas	0.0	0.0	0.0	0.0	0.0	0.0	0.0	0.0	0.0	0.0	0.0	0.0	0.0
Other products	8.7	6.6	5.2	6.6	8.5	0.0	0.0	0.0	0.0	0.0	0.0	0.0	35.6
Fuel	118.4	124.4	125.8	126.9	127.5	0.0	0.0	0.0	0.0	0.0	0.0	0.0	623.0
Flared	0.0	0.0	0.0	0.0	0.0	0.0	0.0	0.0	0.0	0.0	0.0	0.0	0.0
Vented	0.0	0.0	0.0	0.0	0.0	0.0	0.0	0.0	0.0	0.0	0.0	0.0	0.0
Diff and Other	-44.7	-35.4	-64.5	-173.3	4.4	0.0	0.0	0.0	0.0	0.0	0.0	0.0	-313.5
Process and Frac													
Pentanes Plus	42.2	31.8	25.4	31.8	41.1	0.0	0.0	0.0	0.0	0.0	0.0	0.0	172.3
Propane	0.0	0.0	0.0	0.0	0.0	0.0	0.0	0.0	0.0	0.0	0.0	0.0	0.0
Butanes	0.0	0.0	0.0	0.0	0.0	0.0	0.0	0.0	0.0	0.0	0.0	0.0	0.0
Ethane	0.0	0.0	0.0	0.0	0.0	0.0	0.0	0.0	0.0	0.0	0.0	0.0	0.0
NGL MIX	0.0	0.0	0.0	0.0	0.0	0.0	0.0	0.0	0.0	0.0	0.0	0.0	0.0
Sulphur	0.0	0.0	0.0	0.0	0.0	0.0	0.0	0.0	0.0	0.0	0.0	0.0	0.0
Sulphur Closing Inv	0.0	0.0	0.0	0.0	0.0	0.0	0.0	0.0	0.0	0.0	0.0	0.0	0.0

Unit of Measurement: Gas and Gas equivalent products: 1000m3, Liquids: m3, Sulphur: MTS

VPR6200

Facility ID ABGP0001649
Facility Licence # 31548

Facility Name CECIL 08-15-084-08W6
Facility Operator OHE9 CNRL

Production Month	202001	202002	202003	202004	202005	202006	202007	202008	202009	202010	202011	202012	Totals
Receipts													
Receipts from Alberta Facilities	2,983.8	3,479.2	4,651.0	2,891.7	2,404.8	0.0	0.0	0.0	0.0	0.0	0.0	0.0	16,410.5
Receipts from Non-Alberta Facilities	0.0	0.0	0.0	0.0	0.0	0.0	0.0	0.0	0.0	0.0	0.0	0.0	0.0
Dispositions													
Disposition													
Battery	103.1	89.7	113.4	62.7	0.0	0.0	0.0	0.0	0.0	0.0	0.0	0.0	368.9
Gas Gathering System	0.0	0.0	0.0	0.0	0.0	0.0	0.0	0.0	0.0	0.0	0.0	0.0	0.0
Gas Plant	0.0	0.0	0.0	0.0	0.0	0.0	0.0	0.0	0.0	0.0	0.0	0.0	0.0
Injection Facility	0.0	0.0	0.0	0.0	0.0	0.0	0.0	0.0	0.0	0.0	0.0	0.0	0.0
Meter Station	2,572.6	3,066.8	4,227.5	2,738.0	2,082.6	0.0	0.0	0.0	0.0	0.0	0.0	0.0	14,687.5
Other	0.0	0.0	0.0	0.0	0.0	0.0	0.0	0.0	0.0	0.0	0.0	0.0	0.0
Alberta Commercial	0.0	0.0	0.0	0.0	0.0	0.0	0.0	0.0	0.0	0.0	0.0	0.0	0.0
Alberta Industrial	0.0	0.0	0.0	0.0	0.0	0.0	0.0	0.0	0.0	0.0	0.0	0.0	0.0
Alberta Residential	0.0	0.0	0.0	0.0	0.0	0.0	0.0	0.0	0.0	0.0	0.0	0.0	0.0
Alberta Elec.Generation	0.0	0.0	0.0	0.0	0.0	0.0	0.0	0.0	0.0	0.0	0.0	0.0	0.0
Shrinkage													
Acid Gas	0.0	0.0	0.0	0.0	0.0	0.0	0.0	0.0	0.0	0.0	0.0	0.0	0.0
Other products	52.2	60.2	76.2	55.0	47.3	0.0	0.0	0.0	0.0	0.0	0.0	0.0	290.9
Fuel	171.8	245.2	266.8	159.2	142.7	0.0	0.0	0.0	0.0	0.0	0.0	0.0	985.7
Flared	34.9	35.5	41.7	24.9	47.7	0.0	0.0	0.0	0.0	0.0	0.0	0.0	184.7
Vented	0.6	0.6	0.7	0.7	0.0	0.0	0.0	0.0	0.0	0.0	0.0	0.0	2.6
Diff and Other	48.6	-18.8	-75.3	-148.8	84.5	0.0	0.0	0.0	0.0	0.0	0.0	0.0	-109.8
Process and Frac													
Pentanes Plus	0.0	0.0	0.0	0.0	0.0	0.0	0.0	0.0	0.0	0.0	0.0	0.0	0.0
Propane	0.0	0.0	0.0	0.0	0.0	0.0	0.0	0.0	0.0	0.0	0.0	0.0	0.0
Butanes	0.0	0.0	0.0	0.0	0.0	0.0	0.0	0.0	0.0	0.0	0.0	0.0	0.0
Ethane	0.0	0.0	0.0	0.0	0.0	0.0	0.0	0.0	0.0	0.0	0.0	0.0	0.0
NGL MIX	234.0	263.8	344.1	242.4	208.0	0.0	0.0	0.0	0.0	0.0	0.0	0.0	1,292.3
Sulphur	0.0	0.0	0.0	0.0	0.0	0.0	0.0	0.0	0.0	0.0	0.0	0.0	0.0
Sulphur Closing Inv	0.0	0.0	0.0	0.0	0.0	0.0	0.0	0.0	0.0	0.0	0.0	0.0	0.0

Unit of Measurement: Gas and Gas equivalent products: 1000m3, Liquids: m3, Sulphur: MTS

VPR6200

Facility ID ABGP0001679

Facility Name BONAVIDA CHERHILL

Facility Licence # 13085

Facility Operator A517 LONG RUN

Production Month	202001	202002	202003	202004	202005	202006	202007	202008	202009	202010	202011	202012	Totals
Receipts													
Receipts from Alberta Facilities	3,040.8	2,905.4	2,931.4	3,054.5	2,515.5	0.0	0.0	0.0	0.0	0.0	0.0	0.0	14,447.6
Receipts from Non-Alberta Facilities	0.0	0.0	0.0	0.0	0.0	0.0	0.0	0.0	0.0	0.0	0.0	0.0	0.0
Dispositions													
Disposition Battery	6.5	6.1	6.5	6.3	6.5	0.0	0.0	0.0	0.0	0.0	0.0	0.0	31.9
Gas Gathering System	245.3	207.1	208.7	241.3	193.8	0.0	0.0	0.0	0.0	0.0	0.0	0.0	1,096.2
Gas Plant	0.0	0.0	0.0	0.0	0.0	0.0	0.0	0.0	0.0	0.0	0.0	0.0	0.0
Injection Facility	0.0	0.0	0.0	0.0	0.0	0.0	0.0	0.0	0.0	0.0	0.0	0.0	0.0
Meter Station	2,733.0	2,645.0	2,680.2	2,744.0	2,248.6	0.0	0.0	0.0	0.0	0.0	0.0	0.0	13,050.8
Other	0.0	0.0	0.0	0.0	0.0	0.0	0.0	0.0	0.0	0.0	0.0	0.0	0.0
Alberta Commercial	0.0	0.0	0.0	0.0	0.0	0.0	0.0	0.0	0.0	0.0	0.0	0.0	0.0
Alberta Industrial	0.0	0.0	0.0	0.0	0.0	0.0	0.0	0.0	0.0	0.0	0.0	0.0	0.0
Alberta Residential	0.0	0.0	0.0	0.0	0.0	0.0	0.0	0.0	0.0	0.0	0.0	0.0	0.0
Alberta Elec.Generation	0.0	0.0	0.0	0.0	0.0	0.0	0.0	0.0	0.0	0.0	0.0	0.0	0.0
Shrinkage Acid Gas	0.0	0.0	0.0	0.0	0.0	0.0	0.0	0.0	0.0	0.0	0.0	0.0	0.0
Other products	24.5	34.4	42.1	42.3	38.6	0.0	0.0	0.0	0.0	0.0	0.0	0.0	181.9
Fuel	20.9	19.5	20.9	20.2	19.9	0.0	0.0	0.0	0.0	0.0	0.0	0.0	101.4
Flared	48.0	27.0	25.4	26.5	33.9	0.0	0.0	0.0	0.0	0.0	0.0	0.0	160.8
Vented	0.0	0.0	0.0	0.0	0.0	0.0	0.0	0.0	0.0	0.0	0.0	0.0	0.0
Diff and Other	-37.4	-33.7	-52.4	-26.1	-25.8	0.0	0.0	0.0	0.0	0.0	0.0	0.0	-175.4
Process and Frac													
Pentanes Plus	0.0	0.0	0.0	0.0	0.0	0.0	0.0	0.0	0.0	0.0	0.0	0.0	0.0
Propane	0.0	0.0	0.0	0.0	0.0	0.0	0.0	0.0	0.0	0.0	0.0	0.0	0.0
Butanes	0.0	0.0	0.0	0.0	0.0	0.0	0.0	0.0	0.0	0.0	0.0	0.0	0.0
Ethane	0.0	0.0	0.0	0.0	0.0	0.0	0.0	0.0	0.0	0.0	0.0	0.0	0.0
NGL MIX	103.6	144.9	177.8	178.2	163.3	0.0	0.0	0.0	0.0	0.0	0.0	0.0	767.8
Sulphur	0.0	0.0	0.0	0.0	0.0	0.0	0.0	0.0	0.0	0.0	0.0	0.0	0.0
Sulphur Closing Inv	0.0	0.0	0.0	0.0	0.0	0.0	0.0	0.0	0.0	0.0	0.0	0.0	0.0

Unit of Measurement: Gas and Gas equivalent products: 1000m3, Liquids: m3, Sulphur: MTS

VPR6200

Facility ID ABGP0001687

Facility Name D Energy Woodriver 1-28-43-23W4

Facility Licence # 9277

Facility Operator A1H9 EMBER

Production Month	202001	202002	202003	202004	202005	202006	202007	202008	202009	202010	202011	202012	Totals
Receipts													
Receipts from Alberta Facilities	2,335.3	2,222.6	2,398.3	2,482.0	2,409.9	0.0	0.0	0.0	0.0	0.0	0.0	0.0	11,848.1
Receipts from Non-Alberta Facilities	0.0	0.0	0.0	0.0	0.0	0.0	0.0	0.0	0.0	0.0	0.0	0.0	0.0
Dispositions													
Disposition													
Battery	0.0	0.0	0.0	0.0	0.0	0.0	0.0	0.0	0.0	0.0	0.0	0.0	0.0
Gas Gathering System	0.0	0.0	0.0	0.0	0.0	0.0	0.0	0.0	0.0	0.0	0.0	0.0	0.0
Gas Plant	0.0	0.0	0.0	0.0	0.0	0.0	0.0	0.0	0.0	0.0	0.0	0.0	0.0
Injection Facility	0.0	0.0	0.0	0.0	0.0	0.0	0.0	0.0	0.0	0.0	0.0	0.0	0.0
Meter Station	2,093.3	2,077.6	2,223.7	2,217.5	2,192.8	0.0	0.0	0.0	0.0	0.0	0.0	0.0	10,804.9
Other	0.0	0.0	0.0	0.0	0.0	0.0	0.0	0.0	0.0	0.0	0.0	0.0	0.0
Alberta Commercial	0.0	0.0	0.0	0.0	0.0	0.0	0.0	0.0	0.0	0.0	0.0	0.0	0.0
Alberta Industrial	0.0	0.0	0.0	0.0	0.0	0.0	0.0	0.0	0.0	0.0	0.0	0.0	0.0
Alberta Residential	0.0	0.0	0.0	0.0	0.0	0.0	0.0	0.0	0.0	0.0	0.0	0.0	0.0
Alberta Elec.Generation	0.0	0.0	0.0	0.0	0.0	0.0	0.0	0.0	0.0	0.0	0.0	0.0	0.0
Shrinkage													
Acid Gas	0.0	0.0	0.0	0.0	0.0	0.0	0.0	0.0	0.0	0.0	0.0	0.0	0.0
Other products	0.0	0.0	6.4	0.0	0.0	0.0	0.0	0.0	0.0	0.0	0.0	0.0	6.4
Fuel	146.2	134.5	147.0	147.6	151.6	0.0	0.0	0.0	0.0	0.0	0.0	0.0	726.9
Flared	0.2	0.1	0.2	0.4	0.1	0.0	0.0	0.0	0.0	0.0	0.0	0.0	1.0
Vented	0.2	0.2	0.1	0.2	0.0	0.0	0.0	0.0	0.0	0.0	0.0	0.0	0.7
Diff and Other	95.4	10.2	20.9	116.3	65.4	0.0	0.0	0.0	0.0	0.0	0.0	0.0	308.2
Process and Frac													
Pentanes Plus	0.0	0.0	0.0	0.0	0.0	0.0	0.0	0.0	0.0	0.0	0.0	0.0	0.0
Propane	0.0	0.0	0.0	0.0	0.0	0.0	0.0	0.0	0.0	0.0	0.0	0.0	0.0
Butanes	0.0	0.0	0.0	0.0	0.0	0.0	0.0	0.0	0.0	0.0	0.0	0.0	0.0
Ethane	0.0	0.0	0.0	0.0	0.0	0.0	0.0	0.0	0.0	0.0	0.0	0.0	0.0
NGL MIX	0.0	0.0	29.7	0.0	0.0	0.0	0.0	0.0	0.0	0.0	0.0	0.0	29.7
Sulphur	0.0	0.0	0.0	0.0	0.0	0.0	0.0	0.0	0.0	0.0	0.0	0.0	0.0
Sulphur Closing Inv	0.0	0.0	0.0	0.0	0.0	0.0	0.0	0.0	0.0	0.0	0.0	0.0	0.0

Unit of Measurement: Gas and Gas equivalent products: 1000m3, Liquids: m3, Sulphur: MTS

VPR6200

Facility ID ABGP0001776

Facility Name DEFIANT ENERGY SUNSET PLANT 6-22

Facility Licence # 22621

Facility Operator A73W ENERCAPITA

Production Month	202001	202002	202003	202004	202005	202006	202007	202008	202009	202010	202011	202012	Totals
Receipts													
Receipts from Alberta Facilities	1,045.8	1,214.1	1,060.0	1,313.5	1,352.4	0.0	0.0	0.0	0.0	0.0	0.0	0.0	5,985.8
Receipts from Non-Alberta Facilities	0.0	0.0	0.0	0.0	0.0	0.0	0.0	0.0	0.0	0.0	0.0	0.0	0.0
Dispositions													
Disposition													
Battery	0.0	0.0	0.0	0.0	0.0	0.0	0.0	0.0	0.0	0.0	0.0	0.0	0.0
Gas Gathering System	0.0	0.0	0.0	0.0	0.0	0.0	0.0	0.0	0.0	0.0	0.0	0.0	0.0
Gas Plant	0.0	0.0	0.0	0.0	0.0	0.0	0.0	0.0	0.0	0.0	0.0	0.0	0.0
Injection Facility	0.0	0.0	0.0	0.0	0.0	0.0	0.0	0.0	0.0	0.0	0.0	0.0	0.0
Meter Station	730.1	895.9	736.7	923.0	936.4	0.0	0.0	0.0	0.0	0.0	0.0	0.0	4,222.1
Other	0.0	0.0	0.0	0.0	0.0	0.0	0.0	0.0	0.0	0.0	0.0	0.0	0.0
Alberta Commercial	0.0	0.0	0.0	0.0	0.0	0.0	0.0	0.0	0.0	0.0	0.0	0.0	0.0
Alberta Industrial	0.0	0.0	0.0	0.0	0.0	0.0	0.0	0.0	0.0	0.0	0.0	0.0	0.0
Alberta Residential	0.0	0.0	0.0	0.0	0.0	0.0	0.0	0.0	0.0	0.0	0.0	0.0	0.0
Alberta Elec.Generation	0.0	0.0	0.0	0.0	0.0	0.0	0.0	0.0	0.0	0.0	0.0	0.0	0.0
Shrinkage													
Acid Gas	44.8	22.6	22.8	25.3	24.9	0.0	0.0	0.0	0.0	0.0	0.0	0.0	140.4
Other products	28.6	38.5	31.9	36.3	36.7	0.0	0.0	0.0	0.0	0.0	0.0	0.0	172.0
Fuel	222.2	183.5	201.5	190.3	189.0	0.0	0.0	0.0	0.0	0.0	0.0	0.0	986.5
Flared	0.0	99.2	39.6	89.3	100.9	0.0	0.0	0.0	0.0	0.0	0.0	0.0	329.0
Vented	0.0	0.0	0.0	0.0	0.0	0.0	0.0	0.0	0.0	0.0	0.0	0.0	0.0
Diff and Other	20.1	-25.6	27.5	49.3	64.5	0.0	0.0	0.0	0.0	0.0	0.0	0.0	135.8
Process and Frac													
Pentanes Plus	0.0	0.0	0.0	0.0	0.0	0.0	0.0	0.0	0.0	0.0	0.0	0.0	0.0
Propane	0.0	0.0	0.0	0.0	0.0	0.0	0.0	0.0	0.0	0.0	0.0	0.0	0.0
Butanes	0.0	0.0	0.0	0.0	0.0	0.0	0.0	0.0	0.0	0.0	0.0	0.0	0.0
Ethane	0.0	0.0	0.0	0.0	0.0	0.0	0.0	0.0	0.0	0.0	0.0	0.0	0.0
NGL MIX	117.9	159.8	131.6	150.3	152.2	0.0	0.0	0.0	0.0	0.0	0.0	0.0	711.8
Sulphur	0.0	0.0	0.0	0.0	0.0	0.0	0.0	0.0	0.0	0.0	0.0	0.0	0.0
Sulphur Closing Inv	0.0	0.0	0.0	0.0	0.0	0.0	0.0	0.0	0.0	0.0	0.0	0.0	0.0

Unit of Measurement: Gas and Gas equivalent products: 1000m3, Liquids: m3, Sulphur: MTS

VPR6200

Facility ID ABGP0001875

Facility Name SAKWATAMAU 06-12 Gas Plant

Facility Licence # 14004

Facility Operator A73W ENERCAPITA

Production Month	202001	202002	202003	202004	202005	202006	202007	202008	202009	202010	202011	202012	Totals
Receipts													
Receipts from Alberta Facilities	361.4	888.0	1,102.2	364.7	0.0	0.0	0.0	0.0	0.0	0.0	0.0	0.0	2,716.3
Receipts from Non-Alberta Facilities	0.0	0.0	0.0	0.0	0.0	0.0	0.0	0.0	0.0	0.0	0.0	0.0	0.0
Dispositions													
Disposition													
Battery	35.6	48.1	63.5	0.0	0.0	0.0	0.0	0.0	0.0	0.0	0.0	0.0	147.2
Gas Gathering System	0.0	0.0	0.0	0.0	0.0	0.0	0.0	0.0	0.0	0.0	0.0	0.0	0.0
Gas Plant	0.0	0.0	0.0	0.0	0.0	0.0	0.0	0.0	0.0	0.0	0.0	0.0	0.0
Injection Facility	0.0	0.0	0.0	0.0	0.0	0.0	0.0	0.0	0.0	0.0	0.0	0.0	0.0
Meter Station	213.6	666.0	738.1	267.5	0.0	0.0	0.0	0.0	0.0	0.0	0.0	0.0	1,885.2
Other	0.0	0.0	0.0	0.0	0.0	0.0	0.0	0.0	0.0	0.0	0.0	0.0	0.0
Alberta Commercial	0.0	0.0	0.0	0.0	0.0	0.0	0.0	0.0	0.0	0.0	0.0	0.0	0.0
Alberta Industrial	0.0	0.0	0.0	0.0	0.0	0.0	0.0	0.0	0.0	0.0	0.0	0.0	0.0
Alberta Residential	0.0	0.0	0.0	0.0	0.0	0.0	0.0	0.0	0.0	0.0	0.0	0.0	0.0
Alberta Elec.Generation	0.0	0.0	0.0	0.0	0.0	0.0	0.0	0.0	0.0	0.0	0.0	0.0	0.0
Shrinkage													
Acid Gas	8.1	25.7	0.0	15.4	0.0	0.0	0.0	0.0	0.0	0.0	0.0	0.0	49.2
Other products	1.7	15.2	22.8	6.0	0.0	0.0	0.0	0.0	0.0	0.0	0.0	0.0	45.7
Fuel	108.5	118.7	169.5	77.5	0.0	0.0	0.0	0.0	0.0	0.0	0.0	0.0	474.2
Flared	0.0	27.0	88.2	22.1	0.0	0.0	0.0	0.0	0.0	0.0	0.0	0.0	137.3
Vented	0.0	0.0	0.0	0.0	0.0	0.0	0.0	0.0	0.0	0.0	0.0	0.0	0.0
Diff and Other	-6.1	-12.7	20.1	-23.8	0.0	0.0	0.0	0.0	0.0	0.0	0.0	0.0	-22.5
Process and Frac													
Pentanes Plus	0.0	0.0	0.0	0.0	0.0	0.0	0.0	0.0	0.0	0.0	0.0	0.0	0.0
Propane	0.0	0.0	0.0	0.0	0.0	0.0	0.0	0.0	0.0	0.0	0.0	0.0	0.0
Butanes	0.0	0.0	0.0	0.0	0.0	0.0	0.0	0.0	0.0	0.0	0.0	0.0	0.0
Ethane	0.0	0.0	0.0	0.0	0.0	0.0	0.0	0.0	0.0	0.0	0.0	0.0	0.0
NGL MIX	7.0	63.4	95.8	23.1	0.0	0.0	0.0	0.0	0.0	0.0	0.0	0.0	189.3
Sulphur	0.0	0.0	0.0	0.0	0.0	0.0	0.0	0.0	0.0	0.0	0.0	0.0	0.0
Sulphur Closing Inv	0.0	0.0	0.0	0.0	0.0	0.0	0.0	0.0	0.0	0.0	0.0	0.0	0.0

Unit of Measurement: Gas and Gas equivalent products: 1000m3, Liquids: m3, Sulphur: MTS

VPR6200

Facility ID ABGP0001960

Facility Name Valhalla Sour Gas Processing Plant

Facility Licence # 15862

Facility Operator A730 KANATA ENERGY

Production Month	202001	202002	202003	202004	202005	202006	202007	202008	202009	202010	202011	202012	Totals
Receipts													
Receipts from Alberta Facilities	21,945.3	27,554.8	29,023.2	28,634.7	26,737.0	0.0	0.0	0.0	0.0	0.0	0.0	0.0	133,895.0
Receipts from Non-Alberta Facilities	0.0	0.0	0.0	0.0	0.0	0.0	0.0	0.0	0.0	0.0	0.0	0.0	0.0
Dispositions													
Disposition													
Battery	0.0	0.0	0.0	0.0	0.0	0.0	0.0	0.0	0.0	0.0	0.0	0.0	0.0
Gas Gathering System	0.0	0.0	0.0	0.0	0.0	0.0	0.0	0.0	0.0	0.0	0.0	0.0	0.0
Gas Plant	0.0	0.0	0.0	0.0	0.0	0.0	0.0	0.0	0.0	0.0	0.0	0.0	0.0
Injection Facility	94.2	175.5	193.1	193.8	183.3	0.0	0.0	0.0	0.0	0.0	0.0	0.0	839.9
Meter Station	20,616.8	25,954.8	27,478.8	26,716.2	24,956.6	0.0	0.0	0.0	0.0	0.0	0.0	0.0	125,723.2
Other	0.0	0.0	0.0	0.0	0.0	0.0	0.0	0.0	0.0	0.0	0.0	0.0	0.0
Alberta Commercial	0.0	0.0	0.0	0.0	0.0	0.0	0.0	0.0	0.0	0.0	0.0	0.0	0.0
Alberta Industrial	0.0	0.0	0.0	0.0	0.0	0.0	0.0	0.0	0.0	0.0	0.0	0.0	0.0
Alberta Residential	0.0	0.0	0.0	0.0	0.0	0.0	0.0	0.0	0.0	0.0	0.0	0.0	0.0
Alberta Elec.Generation	0.0	0.0	0.0	0.0	0.0	0.0	0.0	0.0	0.0	0.0	0.0	0.0	0.0
Shrinkage													
Acid Gas	0.0	0.0	0.0	0.0	0.0	0.0	0.0	0.0	0.0	0.0	0.0	0.0	0.0
Other products	444.1	606.2	515.4	496.9	530.0	0.0	0.0	0.0	0.0	0.0	0.0	0.0	2,592.6
Fuel	332.5	316.2	339.0	332.7	342.0	0.0	0.0	0.0	0.0	0.0	0.0	0.0	1,662.4
Flared	21.3	23.7	19.3	17.7	39.1	0.0	0.0	0.0	0.0	0.0	0.0	0.0	121.1
Vented	1.9	2.4	0.3	0.8	3.0	0.0	0.0	0.0	0.0	0.0	0.0	0.0	8.4
Diff and Other	434.5	476.0	477.3	876.6	683.0	0.0	0.0	0.0	0.0	0.0	0.0	0.0	2,947.4
Process and Frac													
Pentanes Plus	428.5	544.1	620.7	606.7	499.5	0.0	0.0	0.0	0.0	0.0	0.0	0.0	2,699.5
Propane	0.0	0.0	0.0	0.0	0.0	0.0	0.0	0.0	0.0	0.0	0.0	0.0	0.0
Butanes	0.0	0.0	0.0	0.0	0.0	0.0	0.0	0.0	0.0	0.0	0.0	0.0	0.0
Ethane	0.0	0.0	0.0	0.0	0.0	0.0	0.0	0.0	0.0	0.0	0.0	0.0	0.0
NGL MIX	1,510.9	2,088.2	1,624.6	1,597.4	1,832.9	0.0	0.0	0.0	0.0	0.0	0.0	0.0	8,654.0
Sulphur	0.0	0.0	0.0	0.0	0.0	0.0	0.0	0.0	0.0	0.0	0.0	0.0	0.0
Sulphur Closing Inv	0.0	0.0	0.0	0.0	0.0	0.0	0.0	0.0	0.0	0.0	0.0	0.0	0.0

Unit of Measurement: Gas and Gas equivalent products: 1000m3, Liquids: m3, Sulphur: MTS

VPR6200

Facility ID ABGP0001970
Facility Licence # 9791

Facility Name BURLINGTON SAND CREEK
Facility Operator A5D4 CVE

Production Month	202001	202002	202003	202004	202005	202006	202007	202008	202009	202010	202011	202012	Totals
Receipts													
Receipts from Alberta Facilities	30,577.7	34,372.6	35,484.0	33,392.9	32,650.1	0.0	0.0	0.0	0.0	0.0	0.0	0.0	166,477.3
Receipts from Non-Alberta Facilities	0.0	0.0	0.0	0.0	0.0	0.0	0.0	0.0	0.0	0.0	0.0	0.0	0.0
Dispositions													
Disposition													
Battery	0.0	0.0	0.0	0.0	0.0	0.0	0.0	0.0	0.0	0.0	0.0	0.0	0.0
Gas Gathering System	0.0	323.5	373.0	335.3	320.4	0.0	0.0	0.0	0.0	0.0	0.0	0.0	1,352.2
Gas Plant	0.0	0.0	0.0	0.0	0.0	0.0	0.0	0.0	0.0	0.0	0.0	0.0	0.0
Injection Facility	0.0	0.0	0.0	0.0	0.0	0.0	0.0	0.0	0.0	0.0	0.0	0.0	0.0
Meter Station	27,409.5	30,819.7	31,453.6	29,540.4	29,077.0	0.0	0.0	0.0	0.0	0.0	0.0	0.0	148,300.2
Other	0.0	0.0	0.0	0.0	0.0	0.0	0.0	0.0	0.0	0.0	0.0	0.0	0.0
Alberta Commercial	0.0	0.0	0.0	0.0	0.0	0.0	0.0	0.0	0.0	0.0	0.0	0.0	0.0
Alberta Industrial	0.0	0.0	0.0	0.0	0.0	0.0	0.0	0.0	0.0	0.0	0.0	0.0	0.0
Alberta Residential	0.0	0.0	0.0	0.0	0.0	0.0	0.0	0.0	0.0	0.0	0.0	0.0	0.0
Alberta Elec.Generation	0.0	0.0	0.0	0.0	0.0	0.0	0.0	0.0	0.0	0.0	0.0	0.0	0.0
Shrinkage													
Acid Gas	0.0	0.0	0.0	0.0	0.0	0.0	0.0	0.0	0.0	0.0	0.0	0.0	0.0
Other products	2,328.3	2,392.8	2,718.1	2,644.2	2,489.4	0.0	0.0	0.0	0.0	0.0	0.0	0.0	12,572.8
Fuel	743.0	1,146.0	1,297.5	1,329.0	1,305.0	0.0	0.0	0.0	0.0	0.0	0.0	0.0	5,820.5
Flared	83.6	86.2	93.8	1.2	5.7	0.0	0.0	0.0	0.0	0.0	0.0	0.0	270.5
Vented	3.4	3.2	3.5	3.4	4.5	0.0	0.0	0.0	0.0	0.0	0.0	0.0	18.0
Diff and Other	9.9	-398.8	-455.5	-460.6	-551.9	0.0	0.0	0.0	0.0	0.0	0.0	0.0	-1,856.9
Process and Frac													
Pentanes Plus	1,817.4	1,895.6	1,921.1	1,767.6	1,771.9	0.0	0.0	0.0	0.0	0.0	0.0	0.0	9,173.6
Propane	0.0	0.0	0.0	0.0	0.0	0.0	0.0	0.0	0.0	0.0	0.0	0.0	0.0
Butanes	0.0	0.0	0.0	0.0	0.0	0.0	0.0	0.0	0.0	0.0	0.0	0.0	0.0
Ethane	0.0	0.0	0.0	0.0	0.0	0.0	0.0	0.0	0.0	0.0	0.0	0.0	0.0
NGL MIX	7,391.6	7,645.0	8,836.8	8,650.2	8,073.2	0.0	0.0	0.0	0.0	0.0	0.0	0.0	40,596.8
Sulphur	0.0	0.0	0.0	0.0	0.0	0.0	0.0	0.0	0.0	0.0	0.0	0.0	0.0
Sulphur Closing Inv	0.0	0.0	0.0	0.0	0.0	0.0	0.0	0.0	0.0	0.0	0.0	0.0	0.0

Unit of Measurement: Gas and Gas equivalent products: 1000m3, Liquids: m3, Sulphur: MTS

VPR6200

Facility ID ABGP0001997

Facility Name CECIL NORTH 16-4-85-8w6

Facility Licence # 17060

Facility Operator OHE9 CNRL

Production Month	202001	202002	202003	202004	202005	202006	202007	202008	202009	202010	202011	202012	Totals
Receipts													
Receipts from Alberta Facilities	1,867.0	1,877.8	1,959.1	1,627.0	1,293.3	0.0	0.0	0.0	0.0	0.0	0.0	0.0	8,624.2
Receipts from Non-Alberta Facilities	0.0	0.0	0.0	0.0	0.0	0.0	0.0	0.0	0.0	0.0	0.0	0.0	0.0
Dispositions													
Disposition													
Battery	51.6	43.5	23.8	0.0	0.0	0.0	0.0	0.0	0.0	0.0	0.0	0.0	118.9
Gas Gathering System	0.0	0.0	0.0	0.0	0.0	0.0	0.0	0.0	0.0	0.0	0.0	0.0	0.0
Gas Plant	0.0	0.0	0.0	0.0	0.0	0.0	0.0	0.0	0.0	0.0	0.0	0.0	0.0
Injection Facility	0.0	0.0	0.0	0.0	0.0	0.0	0.0	0.0	0.0	0.0	0.0	0.0	0.0
Meter Station	1,435.2	1,470.5	1,564.4	1,325.8	1,032.2	0.0	0.0	0.0	0.0	0.0	0.0	0.0	6,828.1
Other	0.0	0.0	0.0	0.0	0.0	0.0	0.0	0.0	0.0	0.0	0.0	0.0	0.0
Alberta Commercial	0.0	0.0	0.0	0.0	0.0	0.0	0.0	0.0	0.0	0.0	0.0	0.0	0.0
Alberta Industrial	0.0	0.0	0.0	0.0	0.0	0.0	0.0	0.0	0.0	0.0	0.0	0.0	0.0
Alberta Residential	0.0	0.0	0.0	0.0	0.0	0.0	0.0	0.0	0.0	0.0	0.0	0.0	0.0
Alberta Elec.Generation	0.0	0.0	0.0	0.0	0.0	0.0	0.0	0.0	0.0	0.0	0.0	0.0	0.0
Shrinkage													
Acid Gas	0.0	0.0	0.0	0.0	0.0	0.0	0.0	0.0	0.0	0.0	0.0	0.0	0.0
Other products	11.6	13.2	15.1	10.0	7.5	0.0	0.0	0.0	0.0	0.0	0.0	0.0	57.4
Fuel	195.1	181.8	208.0	208.0	205.9	0.0	0.0	0.0	0.0	0.0	0.0	0.0	998.8
Flared	22.6	26.3	25.7	20.4	20.9	0.0	0.0	0.0	0.0	0.0	0.0	0.0	115.9
Vented	0.0	0.0	0.0	0.0	0.0	0.0	0.0	0.0	0.0	0.0	0.0	0.0	0.0
Diff and Other	150.9	142.5	122.1	62.8	26.8	0.0	0.0	0.0	0.0	0.0	0.0	0.0	505.1
Process and Frac													
Pentanes Plus	56.3	64.1	72.9	48.5	36.4	0.0	0.0	0.0	0.0	0.0	0.0	0.0	278.2
Propane	0.0	0.0	0.0	0.0	0.0	0.0	0.0	0.0	0.0	0.0	0.0	0.0	0.0
Butanes	0.0	0.0	0.0	0.0	0.0	0.0	0.0	0.0	0.0	0.0	0.0	0.0	0.0
Ethane	0.0	0.0	0.0	0.0	0.0	0.0	0.0	0.0	0.0	0.0	0.0	0.0	0.0
NGL MIX	0.0	0.0	0.0	0.0	0.0	0.0	0.0	0.0	0.0	0.0	0.0	0.0	0.0
Sulphur	0.0	0.0	0.0	0.0	0.0	0.0	0.0	0.0	0.0	0.0	0.0	0.0	0.0
Sulphur Closing Inv	0.0	0.0	0.0	0.0	0.0	0.0	0.0	0.0	0.0	0.0	0.0	0.0	0.0

Unit of Measurement: Gas and Gas equivalent products: 1000m3, Liquids: m3, Sulphur: MTS

VPR6200

Facility ID ABGP0086768

Facility Name KETTLE RIVER 15-14-083-05W4

Facility Licence # 16879

Facility Operator OHE9 CNRL

Production Month	202001	202002	202003	202004	202005	202006	202007	202008	202009	202010	202011	202012	Totals
Receipts													
Receipts from Alberta Facilities	1,532.9	1,571.4	1,584.7	1,579.9	1,620.0	0.0	0.0	0.0	0.0	0.0	0.0	0.0	7,888.9
Receipts from Non-Alberta Facilities	0.0	0.0	0.0	0.0	0.0	0.0	0.0	0.0	0.0	0.0	0.0	0.0	0.0
Dispositions													
Disposition													
Battery	0.0	0.0	0.0	0.0	0.0	0.0	0.0	0.0	0.0	0.0	0.0	0.0	0.0
Gas Gathering System	0.0	0.0	0.0	0.0	0.0	0.0	0.0	0.0	0.0	0.0	0.0	0.0	0.0
Gas Plant	0.0	0.0	0.0	0.0	0.0	0.0	0.0	0.0	0.0	0.0	0.0	0.0	0.0
Injection Facility	0.0	0.0	0.0	0.0	0.0	0.0	0.0	0.0	0.0	0.0	0.0	0.0	0.0
Meter Station	1,304.6	1,303.3	1,258.5	1,254.1	1,287.2	0.0	0.0	0.0	0.0	0.0	0.0	0.0	6,407.7
Other	0.0	0.0	0.0	0.0	0.0	0.0	0.0	0.0	0.0	0.0	0.0	0.0	0.0
Alberta Commercial	0.0	0.0	0.0	0.0	0.0	0.0	0.0	0.0	0.0	0.0	0.0	0.0	0.0
Alberta Industrial	0.0	0.0	0.0	0.0	0.0	0.0	0.0	0.0	0.0	0.0	0.0	0.0	0.0
Alberta Residential	0.0	0.0	0.0	0.0	0.0	0.0	0.0	0.0	0.0	0.0	0.0	0.0	0.0
Alberta Elec.Generation	0.0	0.0	0.0	0.0	0.0	0.0	0.0	0.0	0.0	0.0	0.0	0.0	0.0
Shrinkage													
Acid Gas	0.0	0.0	0.0	0.0	0.0	0.0	0.0	0.0	0.0	0.0	0.0	0.0	0.0
Other products	0.0	0.0	0.0	0.0	0.0	0.0	0.0	0.0	0.0	0.0	0.0	0.0	0.0
Fuel	266.6	267.9	266.5	269.7	261.0	0.0	0.0	0.0	0.0	0.0	0.0	0.0	1,331.7
Flared	5.3	1.2	1.9	0.7	0.8	0.0	0.0	0.0	0.0	0.0	0.0	0.0	9.9
Vented	0.0	6.9	4.3	4.1	4.3	0.0	0.0	0.0	0.0	0.0	0.0	0.0	19.6
Diff and Other	-43.6	-7.9	53.5	51.3	66.7	0.0	0.0	0.0	0.0	0.0	0.0	0.0	120.0
Process and Frac													
Pentanes Plus	0.0	0.0	0.0	0.0	0.0	0.0	0.0	0.0	0.0	0.0	0.0	0.0	0.0
Propane	0.0	0.0	0.0	0.0	0.0	0.0	0.0	0.0	0.0	0.0	0.0	0.0	0.0
Butanes	0.0	0.0	0.0	0.0	0.0	0.0	0.0	0.0	0.0	0.0	0.0	0.0	0.0
Ethane	0.0	0.0	0.0	0.0	0.0	0.0	0.0	0.0	0.0	0.0	0.0	0.0	0.0
NGL MIX	0.0	0.0	0.0	0.0	0.0	0.0	0.0	0.0	0.0	0.0	0.0	0.0	0.0
Sulphur	0.0	0.0	0.0	0.0	0.0	0.0	0.0	0.0	0.0	0.0	0.0	0.0	0.0
Sulphur Closing Inv	0.0	0.0	0.0	0.0	0.0	0.0	0.0	0.0	0.0	0.0	0.0	0.0	0.0

Unit of Measurement: Gas and Gas equivalent products: 1000m3, Liquids: m3, Sulphur: MTS

VPR6200

Facility ID ABGP0090799

Facility Name EAGLESHAM GP 01-25-76-01W6

Facility Licence # 36436

Facility Operator A517 LONG RUN

Production Month	202001	202002	202003	202004	202005	202006	202007	202008	202009	202010	202011	202012	Totals
Receipts													
Receipts from Alberta Facilities	618.5	854.4	805.6	558.3	359.7	0.0	0.0	0.0	0.0	0.0	0.0	0.0	3,196.5
Receipts from Non-Alberta Facilities	0.0	0.0	0.0	0.0	0.0	0.0	0.0	0.0	0.0	0.0	0.0	0.0	0.0
Dispositions													
Disposition													
Battery	7.3	6.9	7.3	7.1	5.0	0.0	0.0	0.0	0.0	0.0	0.0	0.0	33.6
Gas Gathering System	0.0	127.0	132.2	128.2	83.3	0.0	0.0	0.0	0.0	0.0	0.0	0.0	470.7
Gas Plant	0.0	0.0	0.0	0.0	0.0	0.0	0.0	0.0	0.0	0.0	0.0	0.0	0.0
Injection Facility	0.0	0.0	0.0	0.0	0.0	0.0	0.0	0.0	0.0	0.0	0.0	0.0	0.0
Meter Station	551.1	667.7	595.1	378.4	244.5	0.0	0.0	0.0	0.0	0.0	0.0	0.0	2,436.8
Other	0.0	0.0	0.0	0.0	0.0	0.0	0.0	0.0	0.0	0.0	0.0	0.0	0.0
Alberta Commercial	0.0	0.0	0.0	0.0	0.0	0.0	0.0	0.0	0.0	0.0	0.0	0.0	0.0
Alberta Industrial	0.0	0.0	0.0	0.0	0.0	0.0	0.0	0.0	0.0	0.0	0.0	0.0	0.0
Alberta Residential	0.0	0.0	0.0	0.0	0.0	0.0	0.0	0.0	0.0	0.0	0.0	0.0	0.0
Alberta Elec.Generation	0.0	0.0	0.0	0.0	0.0	0.0	0.0	0.0	0.0	0.0	0.0	0.0	0.0
Shrinkage													
Acid Gas	4.2	5.1	4.9	4.2	2.7	0.0	0.0	0.0	0.0	0.0	0.0	0.0	21.1
Other products	11.4	17.6	12.7	8.5	3.8	0.0	0.0	0.0	0.0	0.0	0.0	0.0	54.0
Fuel	34.9	31.8	33.1	22.8	13.7	0.0	0.0	0.0	0.0	0.0	0.0	0.0	136.3
Flared	14.1	13.3	14.4	13.9	9.9	0.0	0.0	0.0	0.0	0.0	0.0	0.0	65.6
Vented	0.0	0.0	0.0	0.0	0.0	0.0	0.0	0.0	0.0	0.0	0.0	0.0	0.0
Diff and Other	-4.5	-15.0	5.9	-4.8	-3.2	0.0	0.0	0.0	0.0	0.0	0.0	0.0	-21.6
Process and Frac													
Pentanes Plus	0.0	0.0	0.0	0.0	0.0	0.0	0.0	0.0	0.0	0.0	0.0	0.0	0.0
Propane	0.0	0.0	0.0	0.0	0.0	0.0	0.0	0.0	0.0	0.0	0.0	0.0	0.0
Butanes	0.0	0.0	0.0	0.0	0.0	0.0	0.0	0.0	0.0	0.0	0.0	0.0	0.0
Ethane	0.0	0.0	0.0	0.0	0.0	0.0	0.0	0.0	0.0	0.0	0.0	0.0	0.0
NGL MIX	48.4	74.1	54.7	36.7	16.0	0.0	0.0	0.0	0.0	0.0	0.0	0.0	229.9
Sulphur	0.0	0.0	0.0	0.0	0.0	0.0	0.0	0.0	0.0	0.0	0.0	0.0	0.0
Sulphur Closing Inv	0.0	0.0	0.0	0.0	0.0	0.0	0.0	0.0	0.0	0.0	0.0	0.0	0.0

Unit of Measurement: Gas and Gas equivalent products: 1000m3, Liquids: m3, Sulphur: MTS

VPR6200

Facility ID ABGP0095750

Facility Name BOW ISLAND 6-26-11-11w4

Facility Licence # 32416

Facility Operator OHE9 CNRL

Production Month	202001	202002	202003	202004	202005	202006	202007	202008	202009	202010	202011	202012	Totals
Receipts													
Receipts from Alberta Facilities	241.7	198.3	198.2	152.7	157.4	0.0	0.0	0.0	0.0	0.0	0.0	0.0	948.3
Receipts from Non-Alberta Facilities	0.0	0.0	0.0	0.0	0.0	0.0	0.0	0.0	0.0	0.0	0.0	0.0	0.0
Dispositions													
Disposition													
Battery	28.0	1.7	0.0	36.1	31.3	0.0	0.0	0.0	0.0	0.0	0.0	0.0	97.1
Gas Gathering System	0.0	0.0	0.0	0.0	0.0	0.0	0.0	0.0	0.0	0.0	0.0	0.0	0.0
Gas Plant	0.0	0.0	0.0	0.0	0.0	0.0	0.0	0.0	0.0	0.0	0.0	0.0	0.0
Injection Facility	0.0	0.0	0.0	0.0	0.0	0.0	0.0	0.0	0.0	0.0	0.0	0.0	0.0
Meter Station	86.8	70.6	58.6	14.2	18.5	0.0	0.0	0.0	0.0	0.0	0.0	0.0	248.7
Other	0.0	0.0	0.0	0.0	0.0	0.0	0.0	0.0	0.0	0.0	0.0	0.0	0.0
Alberta Commercial	0.0	0.0	0.0	0.0	0.0	0.0	0.0	0.0	0.0	0.0	0.0	0.0	0.0
Alberta Industrial	0.0	0.0	0.0	0.0	0.0	0.0	0.0	0.0	0.0	0.0	0.0	0.0	0.0
Alberta Residential	0.0	0.0	0.0	0.0	0.0	0.0	0.0	0.0	0.0	0.0	0.0	0.0	0.0
Alberta Elec.Generation	0.0	0.0	0.0	0.0	0.0	0.0	0.0	0.0	0.0	0.0	0.0	0.0	0.0
Shrinkage													
Acid Gas	0.0	0.0	0.0	0.0	0.0	0.0	0.0	0.0	0.0	0.0	0.0	0.0	0.0
Other products	3.5	2.2	1.3	1.5	1.4	0.0	0.0	0.0	0.0	0.0	0.0	0.0	9.9
Fuel	97.4	90.6	99.3	87.0	87.8	0.0	0.0	0.0	0.0	0.0	0.0	0.0	462.1
Flared	21.8	21.1	18.5	14.3	15.8	0.0	0.0	0.0	0.0	0.0	0.0	0.0	91.5
Vented	0.0	0.0	0.0	0.0	0.0	0.0	0.0	0.0	0.0	0.0	0.0	0.0	0.0
Diff and Other	4.2	12.1	20.5	-0.4	2.6	0.0	0.0	0.0	0.0	0.0	0.0	0.0	39.0
Process and Frac													
Pentanes Plus	0.0	0.0	0.0	0.0	0.0	0.0	0.0	0.0	0.0	0.0	0.0	0.0	0.0
Propane	0.0	0.0	0.0	0.0	0.0	0.0	0.0	0.0	0.0	0.0	0.0	0.0	0.0
Butanes	0.0	0.0	0.0	0.0	0.0	0.0	0.0	0.0	0.0	0.0	0.0	0.0	0.0
Ethane	0.0	0.0	0.0	0.0	0.0	0.0	0.0	0.0	0.0	0.0	0.0	0.0	0.0
NGL MIX	15.7	9.9	5.8	6.8	6.5	0.0	0.0	0.0	0.0	0.0	0.0	0.0	44.7
Sulphur	0.0	0.0	0.0	0.0	0.0	0.0	0.0	0.0	0.0	0.0	0.0	0.0	0.0
Sulphur Closing Inv	0.0	0.0	0.0	0.0	0.0	0.0	0.0	0.0	0.0	0.0	0.0	0.0	0.0

Unit of Measurement: Gas and Gas equivalent products: 1000m3, Liquids: m3, Sulphur: MTS

VPR6200

Facility ID ABGP0098678

Facility Name Boundary Lake Central 10-19 GP

Facility Licence # 39494

Facility Operator A73W ENERCAPITA

Production Month	202001	202002	202003	202004	202005	202006	202007	202008	202009	202010	202011	202012	Totals
Receipts													
Receipts from Alberta Facilities	514.1	534.1	559.0	525.4	518.8	0.0	0.0	0.0	0.0	0.0	0.0	0.0	2,651.4
Receipts from Non-Alberta Facilities	0.0	0.0	0.0	0.0	0.0	0.0	0.0	0.0	0.0	0.0	0.0	0.0	0.0
Dispositions													
Disposition													
Battery	0.0	0.0	0.0	0.0	0.0	0.0	0.0	0.0	0.0	0.0	0.0	0.0	0.0
Gas Gathering System	0.0	0.0	0.0	0.0	0.0	0.0	0.0	0.0	0.0	0.0	0.0	0.0	0.0
Gas Plant	514.1	472.3	494.7	482.0	490.5	0.0	0.0	0.0	0.0	0.0	0.0	0.0	2,453.6
Injection Facility	0.0	0.0	0.0	0.0	0.0	0.0	0.0	0.0	0.0	0.0	0.0	0.0	0.0
Meter Station	0.0	0.0	0.0	0.0	0.0	0.0	0.0	0.0	0.0	0.0	0.0	0.0	0.0
Other	0.0	0.0	0.0	0.0	0.0	0.0	0.0	0.0	0.0	0.0	0.0	0.0	0.0
Alberta Commercial	0.0	0.0	0.0	0.0	0.0	0.0	0.0	0.0	0.0	0.0	0.0	0.0	0.0
Alberta Industrial	0.0	0.0	0.0	0.0	0.0	0.0	0.0	0.0	0.0	0.0	0.0	0.0	0.0
Alberta Residential	0.0	0.0	0.0	0.0	0.0	0.0	0.0	0.0	0.0	0.0	0.0	0.0	0.0
Alberta Elec.Generation	0.0	0.0	0.0	0.0	0.0	0.0	0.0	0.0	0.0	0.0	0.0	0.0	0.0
Shrinkage													
Acid Gas	0.0	0.0	0.0	0.0	0.0	0.0	0.0	0.0	0.0	0.0	0.0	0.0	0.0
Other products	0.0	0.0	0.0	0.0	0.0	0.0	0.0	0.0	0.0	0.0	0.0	0.0	0.0
Fuel	0.0	0.0	0.0	0.0	0.0	0.0	0.0	0.0	0.0	0.0	0.0	0.0	0.0
Flared	0.0	0.0	0.0	0.0	0.0	0.0	0.0	0.0	0.0	0.0	0.0	0.0	0.0
Vented	0.0	0.0	0.0	0.0	0.0	0.0	0.0	0.0	0.0	0.0	0.0	0.0	0.0
Diff and Other	0.0	61.8	64.3	43.4	28.3	0.0	0.0	0.0	0.0	0.0	0.0	0.0	197.8
Process and Frac													
Pentanes Plus	0.0	0.0	0.0	0.0	0.0	0.0	0.0	0.0	0.0	0.0	0.0	0.0	0.0
Propane	0.0	0.0	0.0	0.0	0.0	0.0	0.0	0.0	0.0	0.0	0.0	0.0	0.0
Butanes	0.0	0.0	0.0	0.0	0.0	0.0	0.0	0.0	0.0	0.0	0.0	0.0	0.0
Ethane	0.0	0.0	0.0	0.0	0.0	0.0	0.0	0.0	0.0	0.0	0.0	0.0	0.0
NGL MIX	0.0	0.0	0.0	0.0	0.0	0.0	0.0	0.0	0.0	0.0	0.0	0.0	0.0
Sulphur	0.0	0.0	0.0	0.0	0.0	0.0	0.0	0.0	0.0	0.0	0.0	0.0	0.0
Sulphur Closing Inv	0.0	0.0	0.0	0.0	0.0	0.0	0.0	0.0	0.0	0.0	0.0	0.0	0.0

Unit of Measurement: Gas and Gas equivalent products: 1000m3, Liquids: m3, Sulphur: MTS

VPR6200

Facility ID ABGP0103480

Facility Name MBOG SAWN LAKE 12-29-91-12W5 GP

Facility Licence # 38601

Facility Operator OYK4 SURGE ENERGY

Production Month	202001	202002	202003	202004	202005	202006	202007	202008	202009	202010	202011	202012	Totals
Receipts													
Receipts from Alberta Facilities	534.6	513.7	513.1	534.3	561.1	0.0	0.0	0.0	0.0	0.0	0.0	0.0	2,656.8
Receipts from Non-Alberta Facilities	0.0	0.0	0.0	0.0	0.0	0.0	0.0	0.0	0.0	0.0	0.0	0.0	0.0
Dispositions													
Disposition													
Battery	0.0	0.0	0.0	0.0	0.0	0.0	0.0	0.0	0.0	0.0	0.0	0.0	0.0
Gas Gathering System	0.0	0.0	0.0	0.0	0.0	0.0	0.0	0.0	0.0	0.0	0.0	0.0	0.0
Gas Plant	0.0	0.0	0.0	0.0	0.0	0.0	0.0	0.0	0.0	0.0	0.0	0.0	0.0
Injection Facility	0.0	0.0	0.0	0.0	0.0	0.0	0.0	0.0	0.0	0.0	0.0	0.0	0.0
Meter Station	63.6	99.0	28.9	0.0	26.4	0.0	0.0	0.0	0.0	0.0	0.0	0.0	217.9
Other	0.0	0.0	0.0	0.0	0.0	0.0	0.0	0.0	0.0	0.0	0.0	0.0	0.0
Alberta Commercial	0.0	0.0	0.0	0.0	0.0	0.0	0.0	0.0	0.0	0.0	0.0	0.0	0.0
Alberta Industrial	0.0	0.0	0.0	0.0	0.0	0.0	0.0	0.0	0.0	0.0	0.0	0.0	0.0
Alberta Residential	0.0	0.0	0.0	0.0	0.0	0.0	0.0	0.0	0.0	0.0	0.0	0.0	0.0
Alberta Elec.Generation	0.0	0.0	0.0	0.0	0.0	0.0	0.0	0.0	0.0	0.0	0.0	0.0	0.0
Shrinkage													
Acid Gas	4.8	3.9	3.7	4.3	2.8	0.0	0.0	0.0	0.0	0.0	0.0	0.0	19.5
Other products	74.8	71.0	84.8	56.1	63.2	0.0	0.0	0.0	0.0	0.0	0.0	0.0	349.9
Fuel	310.7	293.2	311.5	328.0	313.1	0.0	0.0	0.0	0.0	0.0	0.0	0.0	1,556.5
Flared	109.0	38.5	124.2	155.6	75.8	0.0	0.0	0.0	0.0	0.0	0.0	0.0	503.1
Vented	0.0	0.0	0.0	0.0	0.0	0.0	0.0	0.0	0.0	0.0	0.0	0.0	0.0
Diff and Other	-28.3	8.1	-40.0	-9.7	79.8	0.0	0.0	0.0	0.0	0.0	0.0	0.0	9.9
Process and Frac													
Pentanes Plus	0.0	0.0	0.0	0.0	0.0	0.0	0.0	0.0	0.0	0.0	0.0	0.0	0.0
Propane	0.0	0.0	0.0	0.0	0.0	0.0	0.0	0.0	0.0	0.0	0.0	0.0	0.0
Butanes	0.0	0.0	0.0	0.0	0.0	0.0	0.0	0.0	0.0	0.0	0.0	0.0	0.0
Ethane	0.0	0.0	0.0	0.0	0.0	0.0	0.0	0.0	0.0	0.0	0.0	0.0	0.0
NGL MIX	293.7	286.0	336.8	223.5	250.0	0.0	0.0	0.0	0.0	0.0	0.0	0.0	1,390.0
Sulphur	0.0	0.0	0.0	0.0	0.0	0.0	0.0	0.0	0.0	0.0	0.0	0.0	0.0
Sulphur Closing Inv	0.0	0.0	0.0	0.0	0.0	0.0	0.0	0.0	0.0	0.0	0.0	0.0	0.0

Unit of Measurement: Gas and Gas equivalent products: 1000m3, Liquids: m3, Sulphur: MTS

VPR6200

Facility ID ABGP0104557
Facility Licence # 40715

Facility Name SOUNDING LAKE 12-30 GAS PLANT
Facility Operator OYK4 SURGE ENERGY

Production Month	202001	202002	202003	202004	202005	202006	202007	202008	202009	202010	202011	202012	Totals
Receipts													
Receipts from Alberta Facilities	418.5	431.9	605.7	546.2	522.2	0.0	0.0	0.0	0.0	0.0	0.0	0.0	2,524.5
Receipts from Non-Alberta Facilities	0.0	0.0	0.0	0.0	0.0	0.0	0.0	0.0	0.0	0.0	0.0	0.0	0.0
Dispositions													
Disposition													
Battery	37.3	0.0	0.0	0.0	0.0	0.0	0.0	0.0	0.0	0.0	0.0	0.0	37.3
Gas Gathering System	294.7	337.8	420.9	428.7	415.0	0.0	0.0	0.0	0.0	0.0	0.0	0.0	1,897.1
Gas Plant	0.0	0.0	0.0	0.0	0.0	0.0	0.0	0.0	0.0	0.0	0.0	0.0	0.0
Injection Facility	0.0	0.0	0.0	0.0	0.0	0.0	0.0	0.0	0.0	0.0	0.0	0.0	0.0
Meter Station	0.0	0.0	0.0	0.0	0.0	0.0	0.0	0.0	0.0	0.0	0.0	0.0	0.0
Other	0.0	0.0	0.0	0.0	0.0	0.0	0.0	0.0	0.0	0.0	0.0	0.0	0.0
Alberta Commercial	0.0	0.0	0.0	0.0	0.0	0.0	0.0	0.0	0.0	0.0	0.0	0.0	0.0
Alberta Industrial	0.0	0.0	0.0	0.0	0.0	0.0	0.0	0.0	0.0	0.0	0.0	0.0	0.0
Alberta Residential	0.0	0.0	0.0	0.0	0.0	0.0	0.0	0.0	0.0	0.0	0.0	0.0	0.0
Alberta Elec.Generation	0.0	0.0	0.0	0.0	0.0	0.0	0.0	0.0	0.0	0.0	0.0	0.0	0.0
Shrinkage													
Acid Gas	0.0	0.0	0.0	0.0	0.0	0.0	0.0	0.0	0.0	0.0	0.0	0.0	0.0
Other products	0.0	0.0	0.0	0.0	0.0	0.0	0.0	0.0	0.0	0.0	0.0	0.0	0.0
Fuel	60.7	58.5	56.5	72.0	60.7	0.0	0.0	0.0	0.0	0.0	0.0	0.0	308.4
Flared	40.6	43.2	74.8	37.1	39.2	0.0	0.0	0.0	0.0	0.0	0.0	0.0	234.9
Vented	0.0	0.0	0.0	0.0	0.0	0.0	0.0	0.0	0.0	0.0	0.0	0.0	0.0
Diff and Other	-14.8	-7.6	53.5	8.4	7.3	0.0	0.0	0.0	0.0	0.0	0.0	0.0	46.8
Process and Frac													
Pentanes Plus	0.0	0.0	0.0	0.0	0.0	0.0	0.0	0.0	0.0	0.0	0.0	0.0	0.0
Propane	0.0	0.0	0.0	0.0	0.0	0.0	0.0	0.0	0.0	0.0	0.0	0.0	0.0
Butanes	0.0	0.0	0.0	0.0	0.0	0.0	0.0	0.0	0.0	0.0	0.0	0.0	0.0
Ethane	0.0	0.0	0.0	0.0	0.0	0.0	0.0	0.0	0.0	0.0	0.0	0.0	0.0
NGL MIX	0.0	0.0	0.0	0.0	0.0	0.0	0.0	0.0	0.0	0.0	0.0	0.0	0.0
Sulphur	0.0	0.0	0.0	0.0	0.0	0.0	0.0	0.0	0.0	0.0	0.0	0.0	0.0
Sulphur Closing Inv	0.0	0.0	0.0	0.0	0.0	0.0	0.0	0.0	0.0	0.0	0.0	0.0	0.0

Unit of Measurement: Gas and Gas equivalent products: 1000m3, Liquids: m3, Sulphur: MTS

VPR6200

Facility ID ABGP0110804

Facility Name BLACKPEARL MOONEY GAS PLANT

Facility Licence # 39875

Facility Operator A868 IPCCAN

Production Month	202001	202002	202003	202004	202005	202006	202007	202008	202009	202010	202011	202012	Totals
Receipts													
Receipts from Alberta Facilities	20.0	18.1	19.3	18.7	7.7	0.0	0.0	0.0	0.0	0.0	0.0	0.0	83.8
Receipts from Non-Alberta Facilities	0.0	0.0	0.0	0.0	0.0	0.0	0.0	0.0	0.0	0.0	0.0	0.0	0.0
Dispositions													
Disposition													
Battery	0.0	0.0	0.0	0.0	0.0	0.0	0.0	0.0	0.0	0.0	0.0	0.0	0.0
Gas Gathering System	0.0	0.0	0.0	0.0	0.0	0.0	0.0	0.0	0.0	0.0	0.0	0.0	0.0
Gas Plant	0.0	0.0	0.0	0.0	0.0	0.0	0.0	0.0	0.0	0.0	0.0	0.0	0.0
Injection Facility	0.0	0.0	0.0	0.0	0.0	0.0	0.0	0.0	0.0	0.0	0.0	0.0	0.0
Meter Station	0.0	0.0	0.0	0.0	0.0	0.0	0.0	0.0	0.0	0.0	0.0	0.0	0.0
Other	0.0	0.0	0.0	0.0	0.0	0.0	0.0	0.0	0.0	0.0	0.0	0.0	0.0
Alberta Commercial	0.0	0.0	0.0	0.0	0.0	0.0	0.0	0.0	0.0	0.0	0.0	0.0	0.0
Alberta Industrial	0.0	0.0	0.0	0.0	0.0	0.0	0.0	0.0	0.0	0.0	0.0	0.0	0.0
Alberta Residential	0.0	0.0	0.0	0.0	0.0	0.0	0.0	0.0	0.0	0.0	0.0	0.0	0.0
Alberta Elec.Generation	0.0	0.0	0.0	0.0	0.0	0.0	0.0	0.0	0.0	0.0	0.0	0.0	0.0
Shrinkage													
Acid Gas	0.0	0.0	0.0	0.0	0.0	0.0	0.0	0.0	0.0	0.0	0.0	0.0	0.0
Other products	0.0	0.0	0.0	0.0	0.0	0.0	0.0	0.0	0.0	0.0	0.0	0.0	0.0
Fuel	20.0	18.1	19.3	18.7	7.7	0.0	0.0	0.0	0.0	0.0	0.0	0.0	83.8
Flared	0.0	0.0	0.0	0.0	0.0	0.0	0.0	0.0	0.0	0.0	0.0	0.0	0.0
Vented	0.0	0.0	0.0	0.0	0.0	0.0	0.0	0.0	0.0	0.0	0.0	0.0	0.0
Diff and Other	0.0	0.0	0.0	0.0	0.0	0.0	0.0	0.0	0.0	0.0	0.0	0.0	0.0
Process and Frac													
Pentanes Plus	0.0	0.0	0.0	0.0	0.0	0.0	0.0	0.0	0.0	0.0	0.0	0.0	0.0
Propane	0.0	0.0	0.0	0.0	0.0	0.0	0.0	0.0	0.0	0.0	0.0	0.0	0.0
Butanes	0.0	0.0	0.0	0.0	0.0	0.0	0.0	0.0	0.0	0.0	0.0	0.0	0.0
Ethane	0.0	0.0	0.0	0.0	0.0	0.0	0.0	0.0	0.0	0.0	0.0	0.0	0.0
NGL MIX	0.0	0.0	0.0	0.0	0.0	0.0	0.0	0.0	0.0	0.0	0.0	0.0	0.0
Sulphur	0.0	0.0	0.0	0.0	0.0	0.0	0.0	0.0	0.0	0.0	0.0	0.0	0.0
Sulphur Closing Inv	0.0	0.0	0.0	0.0	0.0	0.0	0.0	0.0	0.0	0.0	0.0	0.0	0.0

Unit of Measurement: Gas and Gas equivalent products: 1000m3, Liquids: m3, Sulphur: MTS

VPR6200

Facility ID ABGP0115599

Facility Name CYPRESS 4-29-14-10w4

Facility Licence # 42955

Facility Operator OHE9 CNRL

Production Month	202001	202002	202003	202004	202005	202006	202007	202008	202009	202010	202011	202012	Totals
Receipts													
Receipts from Alberta Facilities	197.5	190.8	209.1	201.8	240.9	0.0	0.0	0.0	0.0	0.0	0.0	0.0	1,040.1
Receipts from Non-Alberta Facilities	0.0	0.0	0.0	0.0	0.0	0.0	0.0	0.0	0.0	0.0	0.0	0.0	0.0
Dispositions													
Disposition													
Battery	31.0	28.5	25.9	21.6	25.0	0.0	0.0	0.0	0.0	0.0	0.0	0.0	132.0
Gas Gathering System	117.0	104.8	117.1	123.2	156.7	0.0	0.0	0.0	0.0	0.0	0.0	0.0	618.8
Gas Plant	0.0	0.0	0.0	0.0	0.0	0.0	0.0	0.0	0.0	0.0	0.0	0.0	0.0
Injection Facility	0.0	0.0	0.0	0.0	0.0	0.0	0.0	0.0	0.0	0.0	0.0	0.0	0.0
Meter Station	0.0	0.0	0.0	0.0	0.0	0.0	0.0	0.0	0.0	0.0	0.0	0.0	0.0
Other	0.0	0.0	0.0	0.0	0.0	0.0	0.0	0.0	0.0	0.0	0.0	0.0	0.0
Alberta Commercial	0.0	0.0	0.0	0.0	0.0	0.0	0.0	0.0	0.0	0.0	0.0	0.0	0.0
Alberta Industrial	0.0	0.0	0.0	0.0	0.0	0.0	0.0	0.0	0.0	0.0	0.0	0.0	0.0
Alberta Residential	0.0	0.0	0.0	0.0	0.0	0.0	0.0	0.0	0.0	0.0	0.0	0.0	0.0
Alberta Elec.Generation	0.0	0.0	0.0	0.0	0.0	0.0	0.0	0.0	0.0	0.0	0.0	0.0	0.0
Shrinkage													
Acid Gas	0.0	0.0	0.0	0.0	0.0	0.0	0.0	0.0	0.0	0.0	0.0	0.0	0.0
Other products	0.0	0.0	0.0	0.0	0.0	0.0	0.0	0.0	0.0	0.0	0.0	0.0	0.0
Fuel	18.3	18.8	21.1	19.8	20.3	0.0	0.0	0.0	0.0	0.0	0.0	0.0	98.3
Flared	34.6	30.4	30.6	29.2	29.3	0.0	0.0	0.0	0.0	0.0	0.0	0.0	154.1
Vented	0.0	0.0	0.0	0.0	0.0	0.0	0.0	0.0	0.0	0.0	0.0	0.0	0.0
Diff and Other	-3.4	8.3	14.4	8.0	9.6	0.0	0.0	0.0	0.0	0.0	0.0	0.0	36.9
Process and Frac													
Pentanes Plus	0.0	0.0	0.0	0.0	0.0	0.0	0.0	0.0	0.0	0.0	0.0	0.0	0.0
Propane	0.0	0.0	0.0	0.0	0.0	0.0	0.0	0.0	0.0	0.0	0.0	0.0	0.0
Butanes	0.0	0.0	0.0	0.0	0.0	0.0	0.0	0.0	0.0	0.0	0.0	0.0	0.0
Ethane	0.0	0.0	0.0	0.0	0.0	0.0	0.0	0.0	0.0	0.0	0.0	0.0	0.0
NGL MIX	0.0	0.0	0.0	0.0	0.0	0.0	0.0	0.0	0.0	0.0	0.0	0.0	0.0
Sulphur	0.0	0.0	0.0	0.0	0.0	0.0	0.0	0.0	0.0	0.0	0.0	0.0	0.0
Sulphur Closing Inv	0.0	0.0	0.0	0.0	0.0	0.0	0.0	0.0	0.0	0.0	0.0	0.0	0.0

Unit of Measurement: Gas and Gas equivalent products: 1000m3, Liquids: m3, Sulphur: MTS

VPR6200
Facility ID ABGP0119968
Facility Licence # 44222

Facility Name Pennwest Countess
Facility Operator A6A7 CARDINAL

Production Month	202001	202002	202003	202004	202005	202006	202007	202008	202009	202010	202011	202012	Totals
Receipts													
Receipts from Alberta Facilities	93.8	95.7	106.7	101.0	96.8	0.0	0.0	0.0	0.0	0.0	0.0	0.0	494.0
Receipts from Non-Alberta Facilities	0.0	0.0	0.0	0.0	0.0	0.0	0.0	0.0	0.0	0.0	0.0	0.0	0.0
Dispositions													
Disposition													
Battery	0.0	0.0	0.0	0.0	0.0	0.0	0.0	0.0	0.0	0.0	0.0	0.0	0.0
Gas Gathering System	60.7	64.1	75.4	73.6	69.4	0.0	0.0	0.0	0.0	0.0	0.0	0.0	343.2
Gas Plant	0.0	0.0	0.0	0.0	0.0	0.0	0.0	0.0	0.0	0.0	0.0	0.0	0.0
Injection Facility	0.0	0.0	0.0	0.0	0.0	0.0	0.0	0.0	0.0	0.0	0.0	0.0	0.0
Meter Station	0.0	0.0	0.0	0.0	0.0	0.0	0.0	0.0	0.0	0.0	0.0	0.0	0.0
Other	0.0	0.0	0.0	0.0	0.0	0.0	0.0	0.0	0.0	0.0	0.0	0.0	0.0
Alberta Commercial	0.0	0.0	0.0	0.0	0.0	0.0	0.0	0.0	0.0	0.0	0.0	0.0	0.0
Alberta Industrial	0.0	0.0	0.0	0.0	0.0	0.0	0.0	0.0	0.0	0.0	0.0	0.0	0.0
Alberta Residential	0.0	0.0	0.0	0.0	0.0	0.0	0.0	0.0	0.0	0.0	0.0	0.0	0.0
Alberta Elec.Generation	0.0	0.0	0.0	0.0	0.0	0.0	0.0	0.0	0.0	0.0	0.0	0.0	0.0
Shrinkage													
Acid Gas	0.0	0.0	0.0	0.0	0.0	0.0	0.0	0.0	0.0	0.0	0.0	0.0	0.0
Other products	0.0	0.0	0.0	0.0	0.0	0.0	0.0	0.0	0.0	0.0	0.0	0.0	0.0
Fuel	28.7	26.3	27.0	26.5	28.6	0.0	0.0	0.0	0.0	0.0	0.0	0.0	137.1
Flared	10.5	9.8	10.3	9.3	4.8	0.0	0.0	0.0	0.0	0.0	0.0	0.0	44.7
Vented	0.1	0.0	0.1	0.1	0.1	0.0	0.0	0.0	0.0	0.0	0.0	0.0	0.4
Diff and Other	-6.2	-4.5	-6.1	-8.5	-6.1	0.0	0.0	0.0	0.0	0.0	0.0	0.0	-31.4
Process and Frac													
Pentanes Plus	0.0	0.0	0.0	0.0	0.0	0.0	0.0	0.0	0.0	0.0	0.0	0.0	0.0
Propane	0.0	0.0	0.0	0.0	0.0	0.0	0.0	0.0	0.0	0.0	0.0	0.0	0.0
Butanes	0.0	0.0	0.0	0.0	0.0	0.0	0.0	0.0	0.0	0.0	0.0	0.0	0.0
Ethane	0.0	0.0	0.0	0.0	0.0	0.0	0.0	0.0	0.0	0.0	0.0	0.0	0.0
NGL MIX	0.0	0.0	0.0	0.0	0.0	0.0	0.0	0.0	0.0	0.0	0.0	0.0	0.0
Sulphur	0.0	0.0	0.0	0.0	0.0	0.0	0.0	0.0	0.0	0.0	0.0	0.0	0.0
Sulphur Closing Inv	0.0	0.0	0.0	0.0	0.0	0.0	0.0	0.0	0.0	0.0	0.0	0.0	0.0

VPR6200

Facility ID ABGP0120365
Facility Licence # 14790

Facility Name Sturgeon Lake Gas Plant
Facility Operator OG30 ARC

Production Month	202001	202002	202003	202004	202005	202006	202007	202008	202009	202010	202011	202012	Totals
SHUTIN													
Receipts													
Receipts from Alberta Facilities	9,663.7	10,037.0	10,847.7	3,918.5	0.0	0.0	0.0	0.0	0.0	0.0	0.0	0.0	34,466.9
Receipts from Non-Alberta Facilities	0.0	0.0	0.0	0.0	0.0	0.0	0.0	0.0	0.0	0.0	0.0	0.0	0.0
Dispositions													
Disposition													
Battery	0.0	0.0	0.0	0.0	0.0	0.0	0.0	0.0	0.0	0.0	0.0	0.0	0.0
Gas Gathering System	0.0	0.0	0.0	0.0	0.0	0.0	0.0	0.0	0.0	0.0	0.0	0.0	0.0
Gas Plant	0.0	0.0	0.0	0.0	0.0	0.0	0.0	0.0	0.0	0.0	0.0	0.0	0.0
Injection Facility	0.0	0.0	0.0	0.0	0.0	0.0	0.0	0.0	0.0	0.0	0.0	0.0	0.0
Meter Station	8,958.9	9,348.8	10,175.8	3,737.7	0.0	0.0	0.0	0.0	0.0	0.0	0.0	0.0	32,221.2
Other	0.0	0.0	0.0	0.0	0.0	0.0	0.0	0.0	0.0	0.0	0.0	0.0	0.0
Alberta Commercial	0.0	0.0	0.0	0.0	0.0	0.0	0.0	0.0	0.0	0.0	0.0	0.0	0.0
Alberta Industrial	0.0	0.0	0.0	0.0	0.0	0.0	0.0	0.0	0.0	0.0	0.0	0.0	0.0
Alberta Residential	0.0	0.0	0.0	0.0	0.0	0.0	0.0	0.0	0.0	0.0	0.0	0.0	0.0
Alberta Elec.Generation	0.0	0.0	0.0	0.0	0.0	0.0	0.0	0.0	0.0	0.0	0.0	0.0	0.0
Shrinkage													
Acid Gas	0.0	0.0	0.0	0.0	0.0	0.0	0.0	0.0	0.0	0.0	0.0	0.0	0.0
Other products	378.8	391.9	409.0	114.2	0.0	0.0	0.0	0.0	0.0	0.0	0.0	0.0	1,293.9
Fuel	340.2	332.3	340.9	165.9	0.0	0.0	0.0	0.0	0.0	0.0	0.0	0.0	1,179.3
Flared	21.5	15.3	19.7	16.7	0.0	0.0	0.0	0.0	0.0	0.0	0.0	0.0	73.2
Vented	0.3	0.1	0.0	0.1	0.0	0.0	0.0	0.0	0.0	0.0	0.0	0.0	0.5
Diff and Other	-36.0	-51.4	-97.7	-116.1	0.0	0.0	0.0	0.0	0.0	0.0	0.0	0.0	-301.2
Process and Frac													
Pentanes Plus	47.0	28.0	59.9	19.3	0.0	0.0	0.0	0.0	0.0	0.0	0.0	0.0	154.2
Propane	0.0	0.0	0.0	0.0	0.0	0.0	0.0	0.0	0.0	0.0	0.0	0.0	0.0
Butanes	0.0	0.0	0.0	0.0	0.0	0.0	0.0	0.0	0.0	0.0	0.0	0.0	0.0
Ethane	0.0	0.0	0.0	0.0	0.0	0.0	0.0	0.0	0.0	0.0	0.0	0.0	0.0
NGL MIX	1,525.3	1,583.5	1,620.8	450.2	0.0	0.0	0.0	0.0	0.0	0.0	0.0	0.0	5,179.8
Sulphur	0.0	0.0	0.0	0.0	0.0	0.0	0.0	0.0	0.0	0.0	0.0	0.0	0.0
Sulphur Closing Inv	0.0	0.0	0.0	0.0	0.0	0.0	0.0	0.0	0.0	0.0	0.0	0.0	0.0

Unit of Measurement: Gas and Gas equivalent products: 1000m3, Liquids: m3, Sulphur: MTS

VPR6200

Facility ID ABGP0134471

Facility Name Spartan Alexander Gas Plant

Facility Licence # 41960

Facility Operator A6FW VEI

Production Month	202001	202002	202003	202004	202005	202006	202007	202008	202009	202010	202011	202012	Totals
Receipts													
Receipts from Alberta Facilities	108.1	213.7	211.5	180.7	181.4	0.0	0.0	0.0	0.0	0.0	0.0	0.0	895.4
Receipts from Non-Alberta Facilities	0.0	0.0	0.0	0.0	0.0	0.0	0.0	0.0	0.0	0.0	0.0	0.0	0.0
Dispositions													
Disposition													
Battery	0.0	0.0	0.0	0.0	0.0	0.0	0.0	0.0	0.0	0.0	0.0	0.0	0.0
Gas Gathering System	32.9	138.3	130.2	105.5	102.1	0.0	0.0	0.0	0.0	0.0	0.0	0.0	509.0
Gas Plant	0.0	0.0	0.0	0.0	0.0	0.0	0.0	0.0	0.0	0.0	0.0	0.0	0.0
Injection Facility	0.0	0.0	0.0	0.0	0.0	0.0	0.0	0.0	0.0	0.0	0.0	0.0	0.0
Meter Station	0.0	0.0	0.0	0.0	0.0	0.0	0.0	0.0	0.0	0.0	0.0	0.0	0.0
Other	0.0	0.0	0.0	0.0	0.0	0.0	0.0	0.0	0.0	0.0	0.0	0.0	0.0
Alberta Commercial	0.0	0.0	0.0	0.0	0.0	0.0	0.0	0.0	0.0	0.0	0.0	0.0	0.0
Alberta Industrial	0.0	0.0	0.0	0.0	0.0	0.0	0.0	0.0	0.0	0.0	0.0	0.0	0.0
Alberta Residential	0.0	0.0	0.0	0.0	0.0	0.0	0.0	0.0	0.0	0.0	0.0	0.0	0.0
Alberta Elec.Generation	0.0	0.0	0.0	0.0	0.0	0.0	0.0	0.0	0.0	0.0	0.0	0.0	0.0
Shrinkage													
Acid Gas	0.0	0.0	0.0	0.0	6.0	0.0	0.0	0.0	0.0	0.0	0.0	0.0	6.0
Other products	0.0	0.0	0.0	0.0	0.0	0.0	0.0	0.0	0.0	0.0	0.0	0.0	0.0
Fuel	70.5	69.5	75.2	71.5	73.3	0.0	0.0	0.0	0.0	0.0	0.0	0.0	360.0
Flared	4.7	5.9	6.1	5.7	0.0	0.0	0.0	0.0	0.0	0.0	0.0	0.0	22.4
Vented	0.0	0.0	0.0	0.0	0.0	0.0	0.0	0.0	0.0	0.0	0.0	0.0	0.0
Diff and Other	0.0	0.0	0.0	-2.0	0.0	0.0	0.0	0.0	0.0	0.0	0.0	0.0	-2.0
Process and Frac													
Pentanes Plus	0.0	0.0	0.0	0.0	0.0	0.0	0.0	0.0	0.0	0.0	0.0	0.0	0.0
Propane	0.0	0.0	0.0	0.0	0.0	0.0	0.0	0.0	0.0	0.0	0.0	0.0	0.0
Butanes	0.0	0.0	0.0	0.0	0.0	0.0	0.0	0.0	0.0	0.0	0.0	0.0	0.0
Ethane	0.0	0.0	0.0	0.0	0.0	0.0	0.0	0.0	0.0	0.0	0.0	0.0	0.0
NGL MIX	0.0	0.0	0.0	0.0	0.0	0.0	0.0	0.0	0.0	0.0	0.0	0.0	0.0
Sulphur	0.0	0.0	0.0	0.0	0.0	0.0	0.0	0.0	0.0	0.0	0.0	0.0	0.0
Sulphur Closing Inv	0.0	0.0	0.0	0.0	0.0	0.0	0.0	0.0	0.0	0.0	0.0	0.0	0.0

Unit of Measurement: Gas and Gas equivalent products: 1000m3, Liquids: m3, Sulphur: MTS

VPR6200

Facility ID ABGP0134673

Facility Name Inception 03-26-069-05w6 Plant

Facility Licence # 46334

Facility Operator A600 INCEPTION EXP

Production Month	202001	202002	202003	202004	202005	202006	202007	202008	202009	202010	202011	202012	Totals
Receipts													
Receipts from Alberta Facilities	5,214.8	6,754.1	5,892.9	6,760.2	379.4	0.0	0.0	0.0	0.0	0.0	0.0	0.0	25,001.4
Receipts from Non-Alberta Facilities	0.0	0.0	0.0	0.0	0.0	0.0	0.0	0.0	0.0	0.0	0.0	0.0	0.0
Dispositions													
Disposition Battery	151.6	163.8	146.6	169.1	25.6	0.0	0.0	0.0	0.0	0.0	0.0	0.0	656.7
Gas Gathering System	4,723.2	6,273.1	5,559.3	6,009.7	248.8	0.0	0.0	0.0	0.0	0.0	0.0	0.0	22,814.1
Gas Plant	0.0	0.0	0.0	0.0	0.0	0.0	0.0	0.0	0.0	0.0	0.0	0.0	0.0
Injection Facility	0.0	0.0	0.0	0.0	0.0	0.0	0.0	0.0	0.0	0.0	0.0	0.0	0.0
Meter Station	0.0	0.0	0.0	0.0	0.0	0.0	0.0	0.0	0.0	0.0	0.0	0.0	0.0
Other	0.0	0.0	0.0	0.0	0.0	0.0	0.0	0.0	0.0	0.0	0.0	0.0	0.0
Alberta Commercial	0.0	0.0	0.0	0.0	0.0	0.0	0.0	0.0	0.0	0.0	0.0	0.0	0.0
Alberta Industrial	0.0	0.0	0.0	0.0	0.0	0.0	0.0	0.0	0.0	0.0	0.0	0.0	0.0
Alberta Residential	79.6	24.0	120.1	124.3	0.0	0.0	0.0	0.0	0.0	0.0	0.0	0.0	348.0
Alberta Elec.Generation	0.0	0.0	0.0	0.0	0.0	0.0	0.0	0.0	0.0	0.0	0.0	0.0	0.0
Shrinkage Acid Gas	0.0	0.0	0.0	0.0	0.0	0.0	0.0	0.0	0.0	0.0	0.0	0.0	0.0
Other products	34.3	7.2	5.8	0.0	0.8	0.0	0.0	0.0	0.0	0.0	0.0	0.0	48.1
Fuel	264.1	309.0	240.7	314.7	54.3	0.0	0.0	0.0	0.0	0.0	0.0	0.0	1,182.8
Flared	3.8	15.5	8.9	4.7	0.0	0.0	0.0	0.0	0.0	0.0	0.0	0.0	32.9
Vented	0.0	0.4	0.3	0.0	0.0	0.0	0.0	0.0	0.0	0.0	0.0	0.0	0.7
Diff and Other	-41.8	-38.9	-188.8	137.7	49.9	0.0	0.0	0.0	0.0	0.0	0.0	0.0	-81.9
Process and Frac													
Pentanes Plus	166.0	35.0	28.0	0.0	4.0	0.0	0.0	0.0	0.0	0.0	0.0	0.0	233.0
Propane	0.0	0.0	0.0	0.0	0.0	0.0	0.0	0.0	0.0	0.0	0.0	0.0	0.0
Butanes	0.0	0.0	0.0	0.0	0.0	0.0	0.0	0.0	0.0	0.0	0.0	0.0	0.0
Ethane	0.0	0.0	0.0	0.0	0.0	0.0	0.0	0.0	0.0	0.0	0.0	0.0	0.0
NGL MIX	0.0	0.0	0.0	0.0	0.0	0.0	0.0	0.0	0.0	0.0	0.0	0.0	0.0
Sulphur	0.0	0.0	0.0	0.0	0.0	0.0	0.0	0.0	0.0	0.0	0.0	0.0	0.0
Sulphur Closing Inv	0.0	0.0	0.0	0.0	0.0	0.0	0.0	0.0	0.0	0.0	0.0	0.0	0.0

Unit of Measurement: Gas and Gas equivalent products: 1000m3, Liquids: m3, Sulphur: MTS

VPR6200

Facility ID ABGP0138158
Facility Licence # 1970

Facility Name CENOVUS ALDERSON
Facility Operator A7NW TXNE

Production Month	202001	202002	202003	202004	202005	202006	202007	202008	202009	202010	202011	202012	Totals
Receipts													
Receipts from Alberta Facilities	2,119.2	2,369.9	1,904.9	1,942.9	1,972.2	0.0	0.0	0.0	0.0	0.0	0.0	0.0	10,309.1
Receipts from Non-Alberta Facilities	0.0	0.0	0.0	0.0	0.0	0.0	0.0	0.0	0.0	0.0	0.0	0.0	0.0
Dispositions													
Disposition													
Battery	0.0	0.0	0.0	0.0	0.0	0.0	0.0	0.0	0.0	0.0	0.0	0.0	0.0
Gas Gathering System	0.0	0.0	0.0	0.0	0.0	0.0	0.0	0.0	0.0	0.0	0.0	0.0	0.0
Gas Plant	1,742.8	1,995.0	1,542.2	1,587.0	1,585.5	0.0	0.0	0.0	0.0	0.0	0.0	0.0	8,452.5
Injection Facility	0.0	0.0	0.0	0.0	0.0	0.0	0.0	0.0	0.0	0.0	0.0	0.0	0.0
Meter Station	0.0	0.0	0.0	0.0	0.0	0.0	0.0	0.0	0.0	0.0	0.0	0.0	0.0
Other	0.0	0.0	0.0	0.0	0.0	0.0	0.0	0.0	0.0	0.0	0.0	0.0	0.0
Alberta Commercial	0.0	0.0	0.0	0.0	0.0	0.0	0.0	0.0	0.0	0.0	0.0	0.0	0.0
Alberta Industrial	0.0	0.0	0.0	0.0	0.0	0.0	0.0	0.0	0.0	0.0	0.0	0.0	0.0
Alberta Residential	0.0	0.0	0.0	0.0	0.0	0.0	0.0	0.0	0.0	0.0	0.0	0.0	0.0
Alberta Elec.Generation	0.0	0.0	0.0	0.0	0.0	0.0	0.0	0.0	0.0	0.0	0.0	0.0	0.0
Shrinkage													
Acid Gas	0.0	0.0	0.0	0.0	0.0	0.0	0.0	0.0	0.0	0.0	0.0	0.0	0.0
Other products	0.0	0.0	0.0	0.0	0.0	0.0	0.0	0.0	0.0	0.0	0.0	0.0	0.0
Fuel	299.5	317.9	313.6	302.8	323.9	0.0	0.0	0.0	0.0	0.0	0.0	0.0	1,557.7
Flared	76.9	57.0	49.1	53.1	62.8	0.0	0.0	0.0	0.0	0.0	0.0	0.0	298.9
Vented	0.0	0.0	0.0	0.0	0.0	0.0	0.0	0.0	0.0	0.0	0.0	0.0	0.0
Diff and Other	0.0	0.0	0.0	0.0	0.0	0.0	0.0	0.0	0.0	0.0	0.0	0.0	0.0
Process and Frac													
Pentanes Plus	0.0	0.0	0.0	0.0	0.0	0.0	0.0	0.0	0.0	0.0	0.0	0.0	0.0
Propane	0.0	0.0	0.0	0.0	0.0	0.0	0.0	0.0	0.0	0.0	0.0	0.0	0.0
Butanes	0.0	0.0	0.0	0.0	0.0	0.0	0.0	0.0	0.0	0.0	0.0	0.0	0.0
Ethane	0.0	0.0	0.0	0.0	0.0	0.0	0.0	0.0	0.0	0.0	0.0	0.0	0.0
NGL MIX	0.0	0.0	0.0	0.0	0.0	0.0	0.0	0.0	0.0	0.0	0.0	0.0	0.0
Sulphur	0.0	0.0	0.0	0.0	0.0	0.0	0.0	0.0	0.0	0.0	0.0	0.0	0.0
Sulphur Closing Inv	0.0	0.0	0.0	0.0	0.0	0.0	0.0	0.0	0.0	0.0	0.0	0.0	0.0

Unit of Measurement: Gas and Gas equivalent products: 1000m3, Liquids: m3, Sulphur: MTS

VPR6200

Facility ID ABGP0144505
Facility Licence # 46377

Facility Name Orlen Kakwa 16-07-063-05W6 Gas Plant
Facility Operator A2DE OUC

Production Month	202001	202002	202003	202004	202005	202006	202007	202008	202009	202010	202011	202012	Totals
Receipts													
Receipts from Alberta Facilities	35,926.7	39,585.8	43,302.6	40,576.9	47,164.8	0.0	0.0	0.0	0.0	0.0	0.0	0.0	206,556.8
Receipts from Non-Alberta Facilities	0.0	0.0	0.0	0.0	0.0	0.0	0.0	0.0	0.0	0.0	0.0	0.0	0.0
Dispositions													
Disposition													
Battery	202.7	169.2	165.4	114.0	130.2	0.0	0.0	0.0	0.0	0.0	0.0	0.0	781.5
Gas Gathering System	31,175.7	33,934.4	36,602.2	36,811.1	42,055.4	0.0	0.0	0.0	0.0	0.0	0.0	0.0	180,578.8
Gas Plant	0.0	0.0	0.0	0.0	0.0	0.0	0.0	0.0	0.0	0.0	0.0	0.0	0.0
Injection Facility	0.0	0.0	0.0	0.0	0.0	0.0	0.0	0.0	0.0	0.0	0.0	0.0	0.0
Meter Station	0.0	0.0	0.0	0.0	0.0	0.0	0.0	0.0	0.0	0.0	0.0	0.0	0.0
Other	0.0	0.0	0.0	0.0	0.0	0.0	0.0	0.0	0.0	0.0	0.0	0.0	0.0
Alberta Commercial	0.0	0.0	0.0	0.0	0.0	0.0	0.0	0.0	0.0	0.0	0.0	0.0	0.0
Alberta Industrial	0.0	0.0	0.0	0.0	0.0	0.0	0.0	0.0	0.0	0.0	0.0	0.0	0.0
Alberta Residential	0.0	0.0	0.0	0.0	0.0	0.0	0.0	0.0	0.0	0.0	0.0	0.0	0.0
Alberta Elec.Generation	0.0	0.0	0.0	0.0	0.0	0.0	0.0	0.0	0.0	0.0	0.0	0.0	0.0
Shrinkage													
Acid Gas	0.0	0.0	0.0	0.0	0.0	0.0	0.0	0.0	0.0	0.0	0.0	0.0	0.0
Other products	3,638.9	3,715.7	4,144.4	4,156.9	4,452.8	0.0	0.0	0.0	0.0	0.0	0.0	0.0	20,108.7
Fuel	1,327.7	1,600.1	1,393.2	1,400.1	1,492.3	0.0	0.0	0.0	0.0	0.0	0.0	0.0	7,213.4
Flared	122.5	143.8	176.1	131.0	132.6	0.0	0.0	0.0	0.0	0.0	0.0	0.0	706.0
Vented	0.0	0.0	0.0	0.0	0.0	0.0	0.0	0.0	0.0	0.0	0.0	0.0	0.0
Diff and Other	-540.8	22.6	821.3	-2,036.2	-1,098.5	0.0	0.0	0.0	0.0	0.0	0.0	0.0	-2,831.6
Process and Frac													
Pentanes Plus	17,607.1	17,978.8	20,053.2	20,113.9	21,545.7	0.0	0.0	0.0	0.0	0.0	0.0	0.0	97,298.7
Propane	0.0	0.0	0.0	0.0	0.0	0.0	0.0	0.0	0.0	0.0	0.0	0.0	0.0
Butanes	0.0	0.0	0.0	0.0	0.0	0.0	0.0	0.0	0.0	0.0	0.0	0.0	0.0
Ethane	0.0	0.0	0.0	0.0	0.0	0.0	0.0	0.0	0.0	0.0	0.0	0.0	0.0
NGL MIX	0.0	0.0	0.0	0.0	0.0	0.0	0.0	0.0	0.0	0.0	0.0	0.0	0.0
Sulphur	0.0	0.0	0.0	0.0	0.0	0.0	0.0	0.0	0.0	0.0	0.0	0.0	0.0
Sulphur Closing Inv	0.0	0.0	0.0	0.0	0.0	0.0	0.0	0.0	0.0	0.0	0.0	0.0	0.0

Unit of Measurement: Gas and Gas equivalent products: 1000m3, Liquids: m3, Sulphur: MTS

VPR6200

Facility ID ABGP0144581
Facility Licence # 49655

Facility Name AE GP 4/13-21-15-11W4
Facility Operator A7NW TXNE

Production Month	202001	202002	202003	202004	202005	202006	202007	202008	202009	202010	202011	202012	Totals
Receipts													
Receipts from Alberta Facilities	9,579.1	9,131.8	10,225.0	9,981.5	10,341.3	0.0	0.0	0.0	0.0	0.0	0.0	0.0	49,258.7
Receipts from Non-Alberta Facilities	0.0	0.0	0.0	0.0	0.0	0.0	0.0	0.0	0.0	0.0	0.0	0.0	0.0
Dispositions													
Disposition													
Battery	0.0	0.0	0.0	0.0	0.0	0.0	0.0	0.0	0.0	0.0	0.0	0.0	0.0
Gas Gathering System	0.0	0.0	0.0	0.0	0.0	0.0	0.0	0.0	0.0	0.0	0.0	0.0	0.0
Gas Plant	0.0	0.0	0.0	0.0	0.0	0.0	0.0	0.0	0.0	0.0	0.0	0.0	0.0
Injection Facility	0.0	0.0	0.0	0.0	0.0	0.0	0.0	0.0	0.0	0.0	0.0	0.0	0.0
Meter Station	9,303.8	8,864.9	9,942.1	9,703.3	10,024.6	0.0	0.0	0.0	0.0	0.0	0.0	0.0	47,838.7
Other	0.0	0.0	0.0	0.0	0.0	0.0	0.0	0.0	0.0	0.0	0.0	0.0	0.0
Alberta Commercial	0.0	0.0	0.0	0.0	0.0	0.0	0.0	0.0	0.0	0.0	0.0	0.0	0.0
Alberta Industrial	0.0	0.0	0.0	0.0	0.0	0.0	0.0	0.0	0.0	0.0	0.0	0.0	0.0
Alberta Residential	0.0	0.0	0.0	0.0	0.0	0.0	0.0	0.0	0.0	0.0	0.0	0.0	0.0
Alberta Elec.Generation	0.0	0.0	0.0	0.0	0.0	0.0	0.0	0.0	0.0	0.0	0.0	0.0	0.0
Shrinkage													
Acid Gas	0.0	0.0	0.0	0.0	0.0	0.0	0.0	0.0	0.0	0.0	0.0	0.0	0.0
Other products	27.7	21.6	26.9	31.9	55.6	0.0	0.0	0.0	0.0	0.0	0.0	0.0	163.7
Fuel	320.1	292.2	317.9	311.6	319.5	0.0	0.0	0.0	0.0	0.0	0.0	0.0	1,561.3
Flared	0.0	0.0	0.0	0.0	0.0	0.0	0.0	0.0	0.0	0.0	0.0	0.0	0.0
Vented	0.0	0.0	0.0	0.0	0.0	0.0	0.0	0.0	0.0	0.0	0.0	0.0	0.0
Diff and Other	-72.5	-46.9	-61.9	-65.3	-58.4	0.0	0.0	0.0	0.0	0.0	0.0	0.0	-305.0
Process and Frac													
Pentanes Plus	0.0	0.0	0.0	0.0	0.0	0.0	0.0	0.0	0.0	0.0	0.0	0.0	0.0
Propane	0.0	0.0	0.0	0.0	0.0	0.0	0.0	0.0	0.0	0.0	0.0	0.0	0.0
Butanes	0.0	0.0	0.0	0.0	0.0	0.0	0.0	0.0	0.0	0.0	0.0	0.0	0.0
Ethane	0.0	0.0	0.0	0.0	0.0	0.0	0.0	0.0	0.0	0.0	0.0	0.0	0.0
NGL MIX	119.3	95.2	119.5	142.3	245.0	0.0	0.0	0.0	0.0	0.0	0.0	0.0	721.3
Sulphur	0.0	0.0	0.0	0.0	0.0	0.0	0.0	0.0	0.0	0.0	0.0	0.0	0.0
Sulphur Closing Inv	0.0	0.0	0.0	0.0	0.0	0.0	0.0	0.0	0.0	0.0	0.0	0.0	0.0

Unit of Measurement: Gas and Gas equivalent products: 1000m3, Liquids: m3, Sulphur: MTS

VPR6200

Facility ID ABGP0145469
Facility Licence # 26475

Facility Name MBOG RED EARTH 2-23 GAS PLANT
Facility Operator OYK4 SURGE ENERGY

Production Month	202001	202002	202003	202004	202005	202006	202007	202008	202009	202010	202011	202012	Totals
Receipts													
Receipts from Alberta Facilities	595.0	479.1	449.8	391.1	163.1	0.0	0.0	0.0	0.0	0.0	0.0	0.0	2,078.1
Receipts from Non-Alberta Facilities	0.0	0.0	0.0	0.0	0.0	0.0	0.0	0.0	0.0	0.0	0.0	0.0	0.0
Dispositions													
Disposition Battery	641.5	521.8	482.6	421.8	177.1	0.0	0.0	0.0	0.0	0.0	0.0	0.0	2,244.8
Gas Gathering System	0.0	0.0	0.0	0.0	0.0	0.0	0.0	0.0	0.0	0.0	0.0	0.0	0.0
Gas Plant	0.0	0.0	0.0	0.0	0.0	0.0	0.0	0.0	0.0	0.0	0.0	0.0	0.0
Injection Facility	0.0	0.0	0.0	0.0	0.0	0.0	0.0	0.0	0.0	0.0	0.0	0.0	0.0
Meter Station	0.0	0.0	0.0	0.0	0.0	0.0	0.0	0.0	0.0	0.0	0.0	0.0	0.0
Other	0.0	0.0	0.0	0.0	0.0	0.0	0.0	0.0	0.0	0.0	0.0	0.0	0.0
Alberta Commercial	0.0	0.0	0.0	0.0	0.0	0.0	0.0	0.0	0.0	0.0	0.0	0.0	0.0
Alberta Industrial	0.0	0.0	0.0	0.0	0.0	0.0	0.0	0.0	0.0	0.0	0.0	0.0	0.0
Alberta Residential	0.0	0.0	0.0	0.0	0.0	0.0	0.0	0.0	0.0	0.0	0.0	0.0	0.0
Alberta Elec.Generation	0.0	0.0	0.0	0.0	0.0	0.0	0.0	0.0	0.0	0.0	0.0	0.0	0.0
Shrinkage Acid Gas	0.0	0.0	0.0	0.0	0.0	0.0	0.0	0.0	0.0	0.0	0.0	0.0	0.0
Other products	1.6	0.0	0.4	0.9	0.0	0.0	0.0	0.0	0.0	0.0	0.0	0.0	2.9
Fuel	0.3	0.3	0.3	0.3	0.3	0.0	0.0	0.0	0.0	0.0	0.0	0.0	1.5
Flared	0.0	0.0	0.5	0.0	0.0	0.0	0.0	0.0	0.0	0.0	0.0	0.0	0.5
Vented	0.0	0.0	0.0	0.0	0.0	0.0	0.0	0.0	0.0	0.0	0.0	0.0	0.0
Diff and Other	-48.4	-43.0	-34.0	-31.9	-14.3	0.0	0.0	0.0	0.0	0.0	0.0	0.0	-171.6
Process and Frac													
Pentanes Plus	0.0	0.0	0.0	0.0	0.0	0.0	0.0	0.0	0.0	0.0	0.0	0.0	0.0
Propane	0.0	0.0	0.0	0.0	0.0	0.0	0.0	0.0	0.0	0.0	0.0	0.0	0.0
Butanes	0.0	0.0	0.0	0.0	0.0	0.0	0.0	0.0	0.0	0.0	0.0	0.0	0.0
Ethane	0.0	0.0	0.0	0.0	0.0	0.0	0.0	0.0	0.0	0.0	0.0	0.0	0.0
NGL MIX	7.0	0.0	1.6	4.1	0.0	0.0	0.0	0.0	0.0	0.0	0.0	0.0	12.7
Sulphur	0.0	0.0	0.0	0.0	0.0	0.0	0.0	0.0	0.0	0.0	0.0	0.0	0.0
Sulphur Closing Inv	0.0	0.0	0.0	0.0	0.0	0.0	0.0	0.0	0.0	0.0	0.0	0.0	0.0

Unit of Measurement: Gas and Gas equivalent products: 1000m3, Liquids: m3, Sulphur: MTS

VPR6200

Facility ID ABGP0149088

Facility Name BYTX HARMON VALLEY GAS PLANT

Facility Licence # 50207

Facility Operator ORL9 BAYTEX

Production Month	202001	202002	202003	202004	202005	202006	202007	202008	202009	202010	202011	202012	Totals
Receipts													
Receipts from Alberta Facilities	12,879.2	11,118.3	11,521.3	6,590.0	2,878.1	0.0	0.0	0.0	0.0	0.0	0.0	0.0	44,986.9
Receipts from Non-Alberta Facilities	0.0	0.0	0.0	0.0	0.0	0.0	0.0	0.0	0.0	0.0	0.0	0.0	0.0
Dispositions													
Disposition													
Battery	0.0	0.0	0.0	0.0	0.0	0.0	0.0	0.0	0.0	0.0	0.0	0.0	0.0
Gas Gathering System	21.7	53.2	1.2	0.1	93.5	0.0	0.0	0.0	0.0	0.0	0.0	0.0	169.7
Gas Plant	0.0	0.0	0.0	0.0	0.0	0.0	0.0	0.0	0.0	0.0	0.0	0.0	0.0
Injection Facility	0.0	0.0	0.0	0.0	0.0	0.0	0.0	0.0	0.0	0.0	0.0	0.0	0.0
Meter Station	9,397.4	7,518.8	8,680.4	4,788.9	2,074.2	0.0	0.0	0.0	0.0	0.0	0.0	0.0	32,459.7
Other	0.0	0.0	0.0	0.0	0.0	0.0	0.0	0.0	0.0	0.0	0.0	0.0	0.0
Alberta Commercial	0.0	0.0	0.0	0.0	0.0	0.0	0.0	0.0	0.0	0.0	0.0	0.0	0.0
Alberta Industrial	0.0	0.0	0.0	0.0	0.0	0.0	0.0	0.0	0.0	0.0	0.0	0.0	0.0
Alberta Residential	0.0	0.0	0.0	0.0	0.0	0.0	0.0	0.0	0.0	0.0	0.0	0.0	0.0
Alberta Elec.Generation	0.0	0.0	0.0	0.0	0.0	0.0	0.0	0.0	0.0	0.0	0.0	0.0	0.0
Shrinkage													
Acid Gas	0.0	0.0	0.0	0.0	0.0	0.0	0.0	0.0	0.0	0.0	0.0	0.0	0.0
Other products	18.4	11.6	16.4	10.5	1.6	0.0	0.0	0.0	0.0	0.0	0.0	0.0	58.5
Fuel	1,295.9	1,048.6	1,137.8	781.8	264.9	0.0	0.0	0.0	0.0	0.0	0.0	0.0	4,529.0
Flared	1,930.9	2,357.5	1,655.5	1,029.8	481.4	0.0	0.0	0.0	0.0	0.0	0.0	0.0	7,455.1
Vented	0.0	0.0	0.0	0.0	0.0	0.0	0.0	0.0	0.0	0.0	0.0	0.0	0.0
Diff and Other	214.9	128.6	30.0	-21.1	-37.5	0.0	0.0	0.0	0.0	0.0	0.0	0.0	314.9
Process and Frac													
Pentanes Plus	89.1	56.0	79.2	50.6	7.6	0.0	0.0	0.0	0.0	0.0	0.0	0.0	282.5
Propane	0.0	0.0	0.0	0.0	0.0	0.0	0.0	0.0	0.0	0.0	0.0	0.0	0.0
Butanes	0.0	0.0	0.0	0.0	0.0	0.0	0.0	0.0	0.0	0.0	0.0	0.0	0.0
Ethane	0.0	0.0	0.0	0.0	0.0	0.0	0.0	0.0	0.0	0.0	0.0	0.0	0.0
NGL MIX	0.0	0.0	0.0	0.0	0.0	0.0	0.0	0.0	0.0	0.0	0.0	0.0	0.0
Sulphur	0.0	0.0	0.0	0.0	0.0	0.0	0.0	0.0	0.0	0.0	0.0	0.0	0.0
Sulphur Closing Inv	0.0	0.0	0.0	0.0	0.0	0.0	0.0	0.0	0.0	0.0	0.0	0.0	0.0

Unit of Measurement: Gas and Gas equivalent products: 1000m3, Liquids: m3, Sulphur: MTS

VPR6200

Facility ID ABGP0150177

Facility Name MALMO 10-29-043-22W4

Facility Licence # 9252

Facility Operator OHE9 CNRL

Production Month	202001	202002	202003	202004	202005	202006	202007	202008	202009	202010	202011	202012	Totals
Receipts													
Receipts from Alberta Facilities	215.7	207.1	160.0	198.9	212.6	0.0	0.0	0.0	0.0	0.0	0.0	0.0	994.3
Receipts from Non-Alberta Facilities	0.0	0.0	0.0	0.0	0.0	0.0	0.0	0.0	0.0	0.0	0.0	0.0	0.0
Dispositions													
Disposition													
Battery	0.0	0.0	0.0	0.0	0.0	0.0	0.0	0.0	0.0	0.0	0.0	0.0	0.0
Gas Gathering System	113.4	115.8	74.8	106.8	118.2	0.0	0.0	0.0	0.0	0.0	0.0	0.0	529.0
Gas Plant	0.0	0.0	0.0	0.0	0.0	0.0	0.0	0.0	0.0	0.0	0.0	0.0	0.0
Injection Facility	0.0	0.0	0.0	0.0	0.0	0.0	0.0	0.0	0.0	0.0	0.0	0.0	0.0
Meter Station	0.0	0.0	0.0	0.0	0.0	0.0	0.0	0.0	0.0	0.0	0.0	0.0	0.0
Other	0.0	0.0	0.0	0.0	0.0	0.0	0.0	0.0	0.0	0.0	0.0	0.0	0.0
Alberta Commercial	0.0	0.0	0.0	0.0	0.0	0.0	0.0	0.0	0.0	0.0	0.0	0.0	0.0
Alberta Industrial	0.0	0.0	0.0	0.0	0.0	0.0	0.0	0.0	0.0	0.0	0.0	0.0	0.0
Alberta Residential	0.0	0.0	0.0	0.0	0.0	0.0	0.0	0.0	0.0	0.0	0.0	0.0	0.0
Alberta Elec.Generation	0.0	0.0	0.0	0.0	0.0	0.0	0.0	0.0	0.0	0.0	0.0	0.0	0.0
Shrinkage													
Acid Gas	0.0	0.0	0.0	0.0	0.0	0.0	0.0	0.0	0.0	0.0	0.0	0.0	0.0
Other products	0.0	0.0	0.0	0.0	0.0	0.0	0.0	0.0	0.0	0.0	0.0	0.0	0.0
Fuel	44.8	34.5	39.7	39.4	32.1	0.0	0.0	0.0	0.0	0.0	0.0	0.0	190.5
Flared	57.5	56.8	45.5	52.7	62.2	0.0	0.0	0.0	0.0	0.0	0.0	0.0	274.7
Vented	0.0	0.0	0.0	0.0	0.0	0.0	0.0	0.0	0.0	0.0	0.0	0.0	0.0
Diff and Other	0.0	0.0	0.0	0.0	0.1	0.0	0.0	0.0	0.0	0.0	0.0	0.0	0.1
Process and Frac													
Pentanes Plus	0.0	0.0	0.0	0.0	0.0	0.0	0.0	0.0	0.0	0.0	0.0	0.0	0.0
Propane	0.0	0.0	0.0	0.0	0.0	0.0	0.0	0.0	0.0	0.0	0.0	0.0	0.0
Butanes	0.0	0.0	0.0	0.0	0.0	0.0	0.0	0.0	0.0	0.0	0.0	0.0	0.0
Ethane	0.0	0.0	0.0	0.0	0.0	0.0	0.0	0.0	0.0	0.0	0.0	0.0	0.0
NGL MIX	0.0	0.0	0.0	0.0	0.0	0.0	0.0	0.0	0.0	0.0	0.0	0.0	0.0
Sulphur	0.0	0.0	0.0	0.0	0.0	0.0	0.0	0.0	0.0	0.0	0.0	0.0	0.0
Sulphur Closing Inv	0.0	0.0	0.0	0.0	0.0	0.0	0.0	0.0	0.0	0.0	0.0	0.0	0.0

Unit of Measurement: Gas and Gas equivalent products: 1000m3, Liquids: m3, Sulphur: MTS

VPR6200

Facility ID ABGP0153429

Facility Name DUVERNAY SWEETENING PLANT

Facility Licence # 50758

Facility Operator A5A3 PEMBINA GASSER

Production Month	202001	202002	202003	202004	202005	202006	202007	202008	202009	202010	202011	202012	Totals
Receipts													
Receipts from Alberta Facilities	0.0	0.0	72,850.2	80,491.8	74,319.8	0.0	0.0	0.0	0.0	0.0	0.0	0.0	227,661.8
Receipts from Non-Alberta Facilities	0.0	0.0	0.0	0.0	0.0	0.0	0.0	0.0	0.0	0.0	0.0	0.0	0.0
Dispositions													
Disposition													
Battery	0.0	0.0	0.0	0.0	0.0	0.0	0.0	0.0	0.0	0.0	0.0	0.0	0.0
Gas Gathering System	0.0	0.0	73,925.8	80,286.8	73,407.3	0.0	0.0	0.0	0.0	0.0	0.0	0.0	227,619.9
Gas Plant	0.0	0.0	0.0	0.0	0.0	0.0	0.0	0.0	0.0	0.0	0.0	0.0	0.0
Injection Facility	0.0	0.0	0.0	0.0	0.0	0.0	0.0	0.0	0.0	0.0	0.0	0.0	0.0
Meter Station	0.0	0.0	0.0	0.0	0.0	0.0	0.0	0.0	0.0	0.0	0.0	0.0	0.0
Other	0.0	0.0	0.0	0.0	0.0	0.0	0.0	0.0	0.0	0.0	0.0	0.0	0.0
Alberta Commercial	0.0	0.0	0.0	0.0	0.0	0.0	0.0	0.0	0.0	0.0	0.0	0.0	0.0
Alberta Industrial	0.0	0.0	0.0	0.0	0.0	0.0	0.0	0.0	0.0	0.0	0.0	0.0	0.0
Alberta Residential	0.0	0.0	0.0	0.0	0.0	0.0	0.0	0.0	0.0	0.0	0.0	0.0	0.0
Alberta Elec.Generation	0.0	0.0	0.0	0.0	0.0	0.0	0.0	0.0	0.0	0.0	0.0	0.0	0.0
Shrinkage													
Acid Gas	0.0	0.0	0.0	0.0	0.0	0.0	0.0	0.0	0.0	0.0	0.0	0.0	0.0
Other products	0.0	0.0	0.0	0.0	0.0	0.0	0.0	0.0	0.0	0.0	0.0	0.0	0.0
Fuel	0.0	0.0	185.8	358.6	506.0	0.0	0.0	0.0	0.0	0.0	0.0	0.0	1,050.4
Flared	0.0	0.0	141.3	320.3	280.4	0.0	0.0	0.0	0.0	0.0	0.0	0.0	742.0
Vented	0.0	0.0	0.0	0.0	0.0	0.0	0.0	0.0	0.0	0.0	0.0	0.0	0.0
Diff and Other	0.0	0.0	-1,402.7	-473.9	126.1	0.0	0.0	0.0	0.0	0.0	0.0	0.0	-1,750.5
Process and Frac													
Pentanes Plus	0.0	0.0	0.0	0.0	0.0	0.0	0.0	0.0	0.0	0.0	0.0	0.0	0.0
Propane	0.0	0.0	0.0	0.0	0.0	0.0	0.0	0.0	0.0	0.0	0.0	0.0	0.0
Butanes	0.0	0.0	0.0	0.0	0.0	0.0	0.0	0.0	0.0	0.0	0.0	0.0	0.0
Ethane	0.0	0.0	0.0	0.0	0.0	0.0	0.0	0.0	0.0	0.0	0.0	0.0	0.0
NGL MIX	0.0	0.0	0.0	0.0	0.0	0.0	0.0	0.0	0.0	0.0	0.0	0.0	0.0
Sulphur	0.0	0.0	0.0	0.0	0.0	0.0	0.0	0.0	0.0	0.0	0.0	0.0	0.0
Sulphur Closing Inv	0.0	0.0	0.0	0.0	0.0	0.0	0.0	0.0	0.0	0.0	0.0	0.0	0.0

Unit of Measurement: Gas and Gas equivalent products: 1000m3, Liquids: m3, Sulphur: MTS

VPR6200

Facility ID ABGP0001024

Facility Name BOUNDARY LAKE 01-14-085-13W6

Facility Licence # 17076

Facility Operator OHE9 CNRL

Production Month	202001	202002	202003	202004	202005	202006	202007	202008	202009	202010	202011	202012	Totals
Receipts													
Receipts from Alberta Facilities	7,948.7	7,417.5	8,167.2	6,783.2	5,089.8	0.0	0.0	0.0	0.0	0.0	0.0	0.0	35,406.4
Receipts from Non-Alberta Facilities	0.0	0.0	0.0	0.0	0.0	0.0	0.0	0.0	0.0	0.0	0.0	0.0	0.0
Dispositions													
Disposition													
Battery	79.8	72.5	76.2	64.6	64.2	0.0	0.0	0.0	0.0	0.0	0.0	0.0	357.3
Gas Gathering System	0.0	0.0	0.0	0.0	0.0	0.0	0.0	0.0	0.0	0.0	0.0	0.0	0.0
Gas Plant	0.0	0.0	0.0	0.0	0.0	0.0	0.0	0.0	0.0	0.0	0.0	0.0	0.0
Injection Facility	0.0	0.0	0.0	0.0	0.0	0.0	0.0	0.0	0.0	0.0	0.0	0.0	0.0
Meter Station	7,279.2	6,777.4	7,467.5	6,132.8	4,622.9	0.0	0.0	0.0	0.0	0.0	0.0	0.0	32,279.8
Other	0.0	0.0	0.0	0.0	0.0	0.0	0.0	0.0	0.0	0.0	0.0	0.0	0.0
Alberta Commercial	0.0	0.0	0.0	0.0	0.0	0.0	0.0	0.0	0.0	0.0	0.0	0.0	0.0
Alberta Industrial	0.0	0.0	0.0	0.0	0.0	0.0	0.0	0.0	0.0	0.0	0.0	0.0	0.0
Alberta Residential	0.0	0.0	0.0	0.0	0.0	0.0	0.0	0.0	0.0	0.0	0.0	0.0	0.0
Alberta Elec.Generation	0.0	0.0	0.0	0.0	0.0	0.0	0.0	0.0	0.0	0.0	0.0	0.0	0.0
Shrinkage													
Acid Gas	0.0	0.0	0.0	0.0	0.0	0.0	0.0	0.0	0.0	0.0	0.0	0.0	0.0
Other products	177.0	176.1	175.4	143.9	74.5	0.0	0.0	0.0	0.0	0.0	0.0	0.0	746.9
Fuel	257.0	246.8	253.9	239.9	217.3	0.0	0.0	0.0	0.0	0.0	0.0	0.0	1,214.9
Flared	34.7	35.7	45.1	43.7	19.1	0.0	0.0	0.0	0.0	0.0	0.0	0.0	178.3
Vented	0.1	0.4	0.4	0.4	0.0	0.0	0.0	0.0	0.0	0.0	0.0	0.0	1.3
Diff and Other	120.9	108.6	148.7	157.9	91.8	0.0	0.0	0.0	0.0	0.0	0.0	0.0	627.9
Process and Frac													
Pentanes Plus	91.5	75.8	79.1	95.9	25.5	0.0	0.0	0.0	0.0	0.0	0.0	0.0	367.8
Propane	0.0	0.0	0.0	0.0	0.0	0.0	0.0	0.0	0.0	0.0	0.0	0.0	0.0
Butanes	0.0	0.0	0.0	0.0	0.0	0.0	0.0	0.0	0.0	0.0	0.0	0.0	0.0
Ethane	0.0	0.0	0.0	0.0	0.0	0.0	0.0	0.0	0.0	0.0	0.0	0.0	0.0
NGL MIX	678.4	688.2	682.8	532.4	297.0	0.0	0.0	0.0	0.0	0.0	0.0	0.0	2,878.8
Sulphur	0.0	0.0	0.0	0.0	0.0	0.0	0.0	0.0	0.0	0.0	0.0	0.0	0.0
Sulphur Closing Inv	0.0	0.0	0.0	0.0	0.0	0.0	0.0	0.0	0.0	0.0	0.0	0.0	0.0

Unit of Measurement: Gas and Gas equivalent products: 1000m3, Liquids: m3, Sulphur: MTS

VPR6200

Facility ID ABGP0001058

Facility Name TRILOGY KAYBOB

Facility Licence # 14191

Facility Operator OAW4 PARA

Production Month	202001	202002	202003	202004	202005	202006	202007	202008	202009	202010	202011	202012	Totals
Receipts													
Receipts from Alberta Facilities	56,759.3	59,015.0	61,730.9	57,498.8	54,089.2	0.0	0.0	0.0	0.0	0.0	0.0	0.0	289,093.2
Receipts from Non-Alberta Facilities	0.0	0.0	0.0	0.0	0.0	0.0	0.0	0.0	0.0	0.0	0.0	0.0	0.0
Dispositions													
Disposition													
Battery	1,179.6	1,058.1	1,160.5	1,020.0	788.9	0.0	0.0	0.0	0.0	0.0	0.0	0.0	5,207.1
Gas Gathering System	0.0	0.0	0.0	0.0	0.0	0.0	0.0	0.0	0.0	0.0	0.0	0.0	0.0
Gas Plant	0.0	0.0	0.0	0.0	0.0	0.0	0.0	0.0	0.0	0.0	0.0	0.0	0.0
Injection Facility	626.8	613.8	658.4	647.9	604.0	0.0	0.0	0.0	0.0	0.0	0.0	0.0	3,150.9
Meter Station	52,108.5	54,285.9	57,701.5	54,224.6	50,968.0	0.0	0.0	0.0	0.0	0.0	0.0	0.0	269,288.5
Other	0.0	0.0	0.0	0.0	0.0	0.0	0.0	0.0	0.0	0.0	0.0	0.0	0.0
Alberta Commercial	750.9	959.9	0.0	0.0	9.4	0.0	0.0	0.0	0.0	0.0	0.0	0.0	1,720.2
Alberta Industrial	0.0	0.0	0.0	0.0	0.0	0.0	0.0	0.0	0.0	0.0	0.0	0.0	0.0
Alberta Residential	0.0	0.0	0.0	0.0	0.0	0.0	0.0	0.0	0.0	0.0	0.0	0.0	0.0
Alberta Elec.Generation	0.0	0.0	0.0	0.0	0.0	0.0	0.0	0.0	0.0	0.0	0.0	0.0	0.0
Shrinkage													
Acid Gas	616.5	615.1	664.9	649.0	640.1	0.0	0.0	0.0	0.0	0.0	0.0	0.0	3,185.6
Other products	912.2	952.8	979.2	912.1	795.5	0.0	0.0	0.0	0.0	0.0	0.0	0.0	4,551.8
Fuel	1,434.9	1,312.4	1,281.1	1,142.0	1,127.0	0.0	0.0	0.0	0.0	0.0	0.0	0.0	6,297.4
Flared	378.8	172.1	229.2	151.5	106.0	0.0	0.0	0.0	0.0	0.0	0.0	0.0	1,037.6
Vented	0.0	0.0	0.0	0.0	0.0	0.0	0.0	0.0	0.0	0.0	0.0	0.0	0.0
Diff and Other	-1,248.9	-955.1	-943.9	-1,248.3	-949.7	0.0	0.0	0.0	0.0	0.0	0.0	0.0	-5,345.9
Process and Frac													
Pentanes Plus	1,437.1	1,431.2	1,320.0	1,362.3	1,249.4	0.0	0.0	0.0	0.0	0.0	0.0	0.0	6,800.0
Propane	0.0	0.0	0.0	0.0	0.0	0.0	0.0	0.0	0.0	0.0	0.0	0.0	0.0
Butanes	0.0	0.0	0.0	0.0	0.0	0.0	0.0	0.0	0.0	0.0	0.0	0.0	0.0
Ethane	0.0	0.0	0.0	0.0	0.0	0.0	0.0	0.0	0.0	0.0	0.0	0.0	0.0
NGL MIX	2,562.6	2,733.6	2,943.4	2,622.2	2,242.6	0.0	0.0	0.0	0.0	0.0	0.0	0.0	13,104.4
Sulphur	0.0	0.0	0.0	0.0	0.0	0.0	0.0	0.0	0.0	0.0	0.0	0.0	0.0
Sulphur Closing Inv	0.0	0.0	0.0	0.0	0.0	0.0	0.0	0.0	0.0	0.0	0.0	0.0	0.0

Unit of Measurement: Gas and Gas equivalent products: 1000m3, Liquids: m3, Sulphur: MTS

VPR6200

Facility ID ABGP0001062

Facility Name ACCEL ENERGY CARSON CREEK GP

Facility Licence # 13736

Facility Operator A7ND ACCEL HOLDINGS

Production Month	202001	202002	202003	202004	202005	202006	202007	202008	202009	202010	202011	202012	Totals
Receipts													
Receipts from Alberta Facilities	3,172.6	3,178.5	3,161.7	3,499.9	3,550.7	0.0	0.0	0.0	0.0	0.0	0.0	0.0	16,563.4
Receipts from Non-Alberta Facilities	0.0	0.0	0.0	0.0	0.0	0.0	0.0	0.0	0.0	0.0	0.0	0.0	0.0
Dispositions													
Disposition													
Battery	386.3	348.2	350.8	342.9	341.2	0.0	0.0	0.0	0.0	0.0	0.0	0.0	1,769.4
Gas Gathering System	0.0	0.0	0.0	0.0	0.0	0.0	0.0	0.0	0.0	0.0	0.0	0.0	0.0
Gas Plant	0.0	0.0	0.0	0.0	0.0	0.0	0.0	0.0	0.0	0.0	0.0	0.0	0.0
Injection Facility	0.0	0.0	0.0	0.0	0.0	0.0	0.0	0.0	0.0	0.0	0.0	0.0	0.0
Meter Station	846.5	1,164.6	1,047.0	1,318.7	1,035.9	0.0	0.0	0.0	0.0	0.0	0.0	0.0	5,412.7
Other	0.0	0.0	0.0	0.0	0.0	0.0	0.0	0.0	0.0	0.0	0.0	0.0	0.0
Alberta Commercial	1,516.8	878.2	992.0	1,049.0	1,359.6	0.0	0.0	0.0	0.0	0.0	0.0	0.0	5,795.6
Alberta Industrial	0.0	0.0	0.0	0.0	0.0	0.0	0.0	0.0	0.0	0.0	0.0	0.0	0.0
Alberta Residential	0.0	0.0	0.0	0.0	0.0	0.0	0.0	0.0	0.0	0.0	0.0	0.0	0.0
Alberta Elec.Generation	0.0	0.0	0.0	0.0	0.0	0.0	0.0	0.0	0.0	0.0	0.0	0.0	0.0
Shrinkage													
Acid Gas	66.2	63.9	58.4	61.7	67.8	0.0	0.0	0.0	0.0	0.0	0.0	0.0	318.0
Other products	334.7	337.3	319.5	345.8	362.5	0.0	0.0	0.0	0.0	0.0	0.0	0.0	1,699.8
Fuel	408.1	396.9	382.0	495.5	554.1	0.0	0.0	0.0	0.0	0.0	0.0	0.0	2,236.6
Flared	29.1	19.8	35.2	11.0	37.7	0.0	0.0	0.0	0.0	0.0	0.0	0.0	132.8
Vented	0.0	0.0	0.0	0.0	0.0	0.0	0.0	0.0	0.0	0.0	0.0	0.0	0.0
Diff and Other	-415.1	-30.4	-23.2	-124.7	-208.1	0.0	0.0	0.0	0.0	0.0	0.0	0.0	-801.5
Process and Frac													
Pentanes Plus	309.1	266.0	308.2	338.9	307.0	0.0	0.0	0.0	0.0	0.0	0.0	0.0	1,529.2
Propane	0.0	0.0	0.0	0.0	0.0	0.0	0.0	0.0	0.0	0.0	0.0	0.0	0.0
Butanes	0.0	0.0	0.0	0.0	0.0	0.0	0.0	0.0	0.0	0.0	0.0	0.0	0.0
Ethane	0.0	0.0	0.0	0.0	0.0	0.0	0.0	0.0	0.0	0.0	0.0	0.0	0.0
NGL MIX	1,098.8	1,145.2	1,037.8	1,118.8	1,233.5	0.0	0.0	0.0	0.0	0.0	0.0	0.0	5,634.1
Sulphur	0.0	0.0	0.0	0.0	0.0	0.0	0.0	0.0	0.0	0.0	0.0	0.0	0.0
Sulphur Closing Inv	0.0	0.0	0.0	0.0	0.0	0.0	0.0	0.0	0.0	0.0	0.0	0.0	0.0

Unit of Measurement: Gas and Gas equivalent products: 1000m3, Liquids: m3, Sulphur: MTS

VPR6200

Facility ID ABGP0001069

Facility Name ACCEL ENERGY JUDY CREEK GP

Facility Licence # 14146

Facility Operator A7GH ACCEL

Production Month	202001	202002	202003	202004	202005	202006	202007	202008	202009	202010	202011	202012	Totals
Receipts													
Receipts from Alberta Facilities	14,669.9	14,010.6	14,596.5	12,328.3	11,198.6	0.0	0.0	0.0	0.0	0.0	0.0	0.0	66,803.9
Receipts from Non-Alberta Facilities	0.0	0.0	0.0	0.0	0.0	0.0	0.0	0.0	0.0	0.0	0.0	0.0	0.0
Dispositions													
Disposition													
Battery	233.9	204.0	225.4	193.9	154.8	0.0	0.0	0.0	0.0	0.0	0.0	0.0	1,012.0
Gas Gathering System	2,110.4	1,838.1	1,939.2	1,801.7	1,787.0	0.0	0.0	0.0	0.0	0.0	0.0	0.0	9,476.4
Gas Plant	0.0	0.0	0.0	0.0	0.0	0.0	0.0	0.0	0.0	0.0	0.0	0.0	0.0
Injection Facility	1,085.4	1,325.5	1,419.1	1,257.6	1,430.3	0.0	0.0	0.0	0.0	0.0	0.0	0.0	6,517.9
Meter Station	2,775.8	3,428.6	3,730.9	2,962.5	2,313.7	0.0	0.0	0.0	0.0	0.0	0.0	0.0	15,211.5
Other	0.0	0.0	0.0	0.0	0.0	0.0	0.0	0.0	0.0	0.0	0.0	0.0	0.0
Alberta Commercial	0.0	0.0	0.0	0.0	0.0	0.0	0.0	0.0	0.0	0.0	0.0	0.0	0.0
Alberta Industrial	0.0	0.0	0.0	0.0	0.0	0.0	0.0	0.0	0.0	0.0	0.0	0.0	0.0
Alberta Residential	0.0	0.0	0.0	0.0	0.0	0.0	0.0	0.0	0.0	0.0	0.0	0.0	0.0
Alberta Elec.Generation	0.0	0.0	0.0	0.0	0.0	0.0	0.0	0.0	0.0	0.0	0.0	0.0	0.0
Shrinkage													
Acid Gas	0.0	0.0	0.0	0.0	0.0	0.0	0.0	0.0	0.0	0.0	0.0	0.0	0.0
Other products	5,248.7	5,210.4	5,409.4	4,597.4	4,227.4	0.0	0.0	0.0	0.0	0.0	0.0	0.0	24,693.3
Fuel	2,099.2	1,598.9	1,629.9	1,438.3	1,446.2	0.0	0.0	0.0	0.0	0.0	0.0	0.0	8,212.5
Flared	111.1	53.3	27.2	36.4	13.6	0.0	0.0	0.0	0.0	0.0	0.0	0.0	241.6
Vented	5.5	9.5	7.0	4.2	10.0	0.0	0.0	0.0	0.0	0.0	0.0	0.0	36.2
Diff and Other	999.9	342.3	208.4	36.3	-184.4	0.0	0.0	0.0	0.0	0.0	0.0	0.0	1,402.5
Process and Frac													
Pentanes Plus	0.0	0.0	0.0	0.0	0.0	0.0	0.0	0.0	0.0	0.0	0.0	0.0	0.0
Propane	0.0	0.0	0.0	0.0	0.0	0.0	0.0	0.0	0.0	0.0	0.0	0.0	0.0
Butanes	0.0	0.0	0.0	0.0	0.0	0.0	0.0	0.0	0.0	0.0	0.0	0.0	0.0
Ethane	0.0	0.0	0.0	0.0	0.0	0.0	0.0	0.0	0.0	0.0	0.0	0.0	0.0
NGL MIX	19,788.1	19,621.3	20,379.0	17,314.4	15,954.9	0.0	0.0	0.0	0.0	0.0	0.0	0.0	93,057.7
Sulphur	0.0	0.0	0.0	0.0	0.0	0.0	0.0	0.0	0.0	0.0	0.0	0.0	0.0
Sulphur Closing Inv	0.0	0.0	0.0	0.0	0.0	0.0	0.0	0.0	0.0	0.0	0.0	0.0	0.0

Unit of Measurement: Gas and Gas equivalent products: 1000m3, Liquids: m3, Sulphur: MTS

VPR6200

Facility ID ABGP0001070
Facility Licence # 6155

Facility Name OCELOT SYLVAN LAKE
Facility Operator OTM9 NAL

Production Month	202001	202002	202003	202004	202005	202006	202007	202008	202009	202010	202011	202012	Totals
Receipts													
Receipts from Alberta Facilities	21,023.6	21,493.6	21,944.9	20,918.0	21,596.1	0.0	0.0	0.0	0.0	0.0	0.0	0.0	106,976.2
Receipts from Non-Alberta Facilities	0.0	0.0	0.0	0.0	0.0	0.0	0.0	0.0	0.0	0.0	0.0	0.0	0.0
Dispositions													
Disposition													
Battery	0.0	0.0	0.0	0.0	0.0	0.0	0.0	0.0	0.0	0.0	0.0	0.0	0.0
Gas Gathering System	333.2	315.7	347.7	336.5	394.8	0.0	0.0	0.0	0.0	0.0	0.0	0.0	1,727.9
Gas Plant	0.0	0.0	0.0	0.0	0.0	0.0	0.0	0.0	0.0	0.0	0.0	0.0	0.0
Injection Facility	0.0	0.0	0.0	0.0	0.0	0.0	0.0	0.0	0.0	0.0	0.0	0.0	0.0
Meter Station	17,851.2	18,351.8	18,778.5	17,760.6	18,163.7	0.0	0.0	0.0	0.0	0.0	0.0	0.0	90,905.8
Other	4.7	3.4	5.6	6.3	6.6	0.0	0.0	0.0	0.0	0.0	0.0	0.0	26.6
Alberta Commercial	0.0	0.0	0.0	0.0	0.0	0.0	0.0	0.0	0.0	0.0	0.0	0.0	0.0
Alberta Industrial	0.0	0.0	0.0	0.0	0.0	0.0	0.0	0.0	0.0	0.0	0.0	0.0	0.0
Alberta Residential	0.0	0.0	0.0	0.0	0.0	0.0	0.0	0.0	0.0	0.0	0.0	0.0	0.0
Alberta Elec.Generation	0.0	0.0	0.0	0.0	0.0	0.0	0.0	0.0	0.0	0.0	0.0	0.0	0.0
Shrinkage													
Acid Gas	732.0	753.1	767.9	730.5	744.9	0.0	0.0	0.0	0.0	0.0	0.0	0.0	3,728.4
Other products	1,462.3	1,495.7	1,568.2	1,435.7	1,427.6	0.0	0.0	0.0	0.0	0.0	0.0	0.0	7,389.5
Fuel	736.9	716.8	768.7	743.9	765.8	0.0	0.0	0.0	0.0	0.0	0.0	0.0	3,732.1
Flared	54.9	19.4	15.0	15.4	15.8	0.0	0.0	0.0	0.0	0.0	0.0	0.0	120.5
Vented	0.0	0.0	0.0	0.0	0.0	0.0	0.0	0.0	0.0	0.0	0.0	0.0	0.0
Diff and Other	-151.6	-162.3	-306.7	-110.9	76.9	0.0	0.0	0.0	0.0	0.0	0.0	0.0	-654.6
Process and Frac													
Pentanes Plus	2,150.6	2,034.4	2,360.7	2,466.3	2,424.3	0.0	0.0	0.0	0.0	0.0	0.0	0.0	11,436.3
Propane	3,305.7	3,268.5	3,702.1	3,399.3	3,573.0	0.0	0.0	0.0	0.0	0.0	0.0	0.0	17,248.6
Butanes	2,504.5	2,439.5	2,757.5	2,450.5	2,222.1	0.0	0.0	0.0	0.0	0.0	0.0	0.0	12,374.1
Ethane	0.0	0.0	0.0	0.0	0.0	0.0	0.0	0.0	0.0	0.0	0.0	0.0	0.0
NGL MIX	23.6	14.6	8.9	19.9	23.3	0.0	0.0	0.0	0.0	0.0	0.0	0.0	90.3
Sulphur	0.0	0.0	0.0	0.0	0.0	0.0	0.0	0.0	0.0	0.0	0.0	0.0	0.0
Sulphur Closing Inv	0.0	0.0	0.0	0.0	0.0	0.0	0.0	0.0	0.0	0.0	0.0	0.0	0.0

Unit of Measurement: Gas and Gas equivalent products: 1000m3, Liquids: m3, Sulphur: MTS

VPR6200

Facility ID ABGP0001115
Facility Licence # 13484

Facility Name PETRO-CAN WHITECOURT
Facility Operator A2TG TQN

Production Month	202001	202002	202003	202004	202005	202006	202007	202008	202009	202010	202011	202012	Totals
Receipts													
Receipts from Alberta Facilities	7,488.2	7,623.7	7,736.2	7,730.2	7,757.0	0.0	0.0	0.0	0.0	0.0	0.0	0.0	38,335.3
Receipts from Non-Alberta Facilities	0.0	0.0	0.0	0.0	0.0	0.0	0.0	0.0	0.0	0.0	0.0	0.0	0.0
Dispositions													
Disposition													
Battery	0.0	0.0	0.0	0.0	0.0	0.0	0.0	0.0	0.0	0.0	0.0	0.0	0.0
Gas Gathering System	0.0	0.0	0.0	0.0	0.0	0.0	0.0	0.0	0.0	0.0	0.0	0.0	0.0
Gas Plant	0.0	0.0	0.0	0.0	0.0	0.0	0.0	0.0	0.0	0.0	0.0	0.0	0.0
Injection Facility	0.0	0.0	0.0	0.0	0.0	0.0	0.0	0.0	0.0	0.0	0.0	0.0	0.0
Meter Station	6,709.4	6,834.1	6,901.0	6,944.9	7,037.8	0.0	0.0	0.0	0.0	0.0	0.0	0.0	34,427.2
Other	0.0	0.0	0.0	0.0	0.0	0.0	0.0	0.0	0.0	0.0	0.0	0.0	0.0
Alberta Commercial	0.0	0.0	0.0	0.0	0.0	0.0	0.0	0.0	0.0	0.0	0.0	0.0	0.0
Alberta Industrial	0.0	0.0	0.0	0.0	0.0	0.0	0.0	0.0	0.0	0.0	0.0	0.0	0.0
Alberta Residential	0.0	0.0	0.0	0.0	0.0	0.0	0.0	0.0	0.0	0.0	0.0	0.0	0.0
Alberta Elec.Generation	0.0	0.0	0.0	0.0	0.0	0.0	0.0	0.0	0.0	0.0	0.0	0.0	0.0
Shrinkage													
Acid Gas	118.3	87.2	77.3	139.1	141.3	0.0	0.0	0.0	0.0	0.0	0.0	0.0	563.2
Other products	47.3	48.3	48.9	48.8	46.5	0.0	0.0	0.0	0.0	0.0	0.0	0.0	239.8
Fuel	872.5	752.6	886.6	834.3	788.9	0.0	0.0	0.0	0.0	0.0	0.0	0.0	4,134.9
Flared	0.3	0.2	1.4	0.8	1.5	0.0	0.0	0.0	0.0	0.0	0.0	0.0	4.2
Vented	0.0	0.0	0.0	0.0	0.0	0.0	0.0	0.0	0.0	0.0	0.0	0.0	0.0
Diff and Other	-259.6	-98.7	-179.0	-237.7	-259.0	0.0	0.0	0.0	0.0	0.0	0.0	0.0	-1,034.0
Process and Frac													
Pentanes Plus	228.9	233.9	236.5	236.0	224.9	0.0	0.0	0.0	0.0	0.0	0.0	0.0	1,160.2
Propane	0.0	0.0	0.0	0.0	0.0	0.0	0.0	0.0	0.0	0.0	0.0	0.0	0.0
Butanes	0.0	0.0	0.0	0.0	0.0	0.0	0.0	0.0	0.0	0.0	0.0	0.0	0.0
Ethane	0.0	0.0	0.0	0.0	0.0	0.0	0.0	0.0	0.0	0.0	0.0	0.0	0.0
NGL MIX	0.0	0.0	0.0	0.0	0.0	0.0	0.0	0.0	0.0	0.0	0.0	0.0	0.0
Sulphur	0.0	0.0	0.0	0.0	0.0	0.0	0.0	0.0	0.0	0.0	0.0	0.0	0.0
Sulphur Closing Inv	0.0	0.0	0.0	0.0	0.0	0.0	0.0	0.0	0.0	0.0	0.0	0.0	0.0

Unit of Measurement: Gas and Gas equivalent products: 1000m3, Liquids: m3, Sulphur: MTS

VPR6200

Facility ID ABGP0001127

Facility Name GREENCOURT 09-26-059-09W5

Facility Licence # 31839

Facility Operator OHE9 CNRL

Production Month	202001	202002	202003	202004	202005	202006	202007	202008	202009	202010	202011	202012	Totals
Receipts													
Receipts from Alberta Facilities	838.3	760.4	785.4	749.2	762.2	0.0	0.0	0.0	0.0	0.0	0.0	0.0	3,895.5
Receipts from Non-Alberta Facilities	0.0	0.0	0.0	0.0	0.0	0.0	0.0	0.0	0.0	0.0	0.0	0.0	0.0
Dispositions													
Disposition													
Battery	160.7	146.7	155.1	147.9	137.4	0.0	0.0	0.0	0.0	0.0	0.0	0.0	747.8
Gas Gathering System	0.0	0.0	0.0	0.0	0.0	0.0	0.0	0.0	0.0	0.0	0.0	0.0	0.0
Gas Plant	0.0	0.0	0.0	0.0	0.0	0.0	0.0	0.0	0.0	0.0	0.0	0.0	0.0
Injection Facility	0.0	0.0	0.0	0.0	0.0	0.0	0.0	0.0	0.0	0.0	0.0	0.0	0.0
Meter Station	449.5	402.0	409.5	403.9	414.3	0.0	0.0	0.0	0.0	0.0	0.0	0.0	2,079.2
Other	0.0	0.0	0.0	0.0	0.0	0.0	0.0	0.0	0.0	0.0	0.0	0.0	0.0
Alberta Commercial	0.0	0.0	0.0	0.0	0.0	0.0	0.0	0.0	0.0	0.0	0.0	0.0	0.0
Alberta Industrial	0.0	0.0	0.0	0.0	0.0	0.0	0.0	0.0	0.0	0.0	0.0	0.0	0.0
Alberta Residential	0.0	0.0	0.0	0.0	0.0	0.0	0.0	0.0	0.0	0.0	0.0	0.0	0.0
Alberta Elec.Generation	0.0	0.0	0.0	0.0	0.0	0.0	0.0	0.0	0.0	0.0	0.0	0.0	0.0
Shrinkage													
Acid Gas	0.0	0.0	0.0	0.0	0.0	0.0	0.0	0.0	0.0	0.0	0.0	0.0	0.0
Other products	18.0	18.0	15.2	12.0	12.1	0.0	0.0	0.0	0.0	0.0	0.0	0.0	75.3
Fuel	198.8	178.5	188.2	171.5	171.2	0.0	0.0	0.0	0.0	0.0	0.0	0.0	908.2
Flared	48.2	48.5	55.7	49.3	45.1	0.0	0.0	0.0	0.0	0.0	0.0	0.0	246.8
Vented	0.0	0.0	0.0	0.0	0.0	0.0	0.0	0.0	0.0	0.0	0.0	0.0	0.0
Diff and Other	-36.9	-33.3	-38.3	-35.4	-17.9	0.0	0.0	0.0	0.0	0.0	0.0	0.0	-161.8
Process and Frac													
Pentanes Plus	86.9	87.2	73.7	58.3	58.5	0.0	0.0	0.0	0.0	0.0	0.0	0.0	364.6
Propane	0.0	0.0	0.0	0.0	0.0	0.0	0.0	0.0	0.0	0.0	0.0	0.0	0.0
Butanes	0.0	0.0	0.0	0.0	0.0	0.0	0.0	0.0	0.0	0.0	0.0	0.0	0.0
Ethane	0.0	0.0	0.0	0.0	0.0	0.0	0.0	0.0	0.0	0.0	0.0	0.0	0.0
NGL MIX	0.0	0.0	0.0	0.0	0.0	0.0	0.0	0.0	0.0	0.0	0.0	0.0	0.0
Sulphur	0.0	0.0	0.0	0.0	0.0	0.0	0.0	0.0	0.0	0.0	0.0	0.0	0.0
Sulphur Closing Inv	0.0	0.0	0.0	0.0	0.0	0.0	0.0	0.0	0.0	0.0	0.0	0.0	0.0

Unit of Measurement: Gas and Gas equivalent products: 1000m3, Liquids: m3, Sulphur: MTS

VPR6200

Facility ID ABGP0001138
Facility Licence # 11936

Facility Name PENN WEST BIGORAY
Facility Operator OBP8 OBE

Production Month	202001	202002	202003	202004	202005	202006	202007	202008	202009	202010	202011	202012	Totals
Receipts													
Receipts from Alberta Facilities	1,439.4	1,486.7	1,676.3	1,575.9	1,540.4	0.0	0.0	0.0	0.0	0.0	0.0	0.0	7,718.7
Receipts from Non-Alberta Facilities	0.0	0.0	0.0	0.0	0.0	0.0	0.0	0.0	0.0	0.0	0.0	0.0	0.0
Dispositions													
Disposition													
Battery	110.8	102.7	103.4	85.2	80.3	0.0	0.0	0.0	0.0	0.0	0.0	0.0	482.4
Gas Gathering System	0.0	0.0	0.0	0.0	0.0	0.0	0.0	0.0	0.0	0.0	0.0	0.0	0.0
Gas Plant	0.0	0.0	0.0	0.0	0.0	0.0	0.0	0.0	0.0	0.0	0.0	0.0	0.0
Injection Facility	0.0	0.0	0.0	0.0	0.0	0.0	0.0	0.0	0.0	0.0	0.0	0.0	0.0
Meter Station	816.0	909.7	1,054.4	959.1	862.4	0.0	0.0	0.0	0.0	0.0	0.0	0.0	4,601.6
Other	0.0	0.0	0.0	0.0	0.0	0.0	0.0	0.0	0.0	0.0	0.0	0.0	0.0
Alberta Commercial	0.0	0.0	0.0	0.0	0.0	0.0	0.0	0.0	0.0	0.0	0.0	0.0	0.0
Alberta Industrial	0.0	0.0	0.0	0.0	0.0	0.0	0.0	0.0	0.0	0.0	0.0	0.0	0.0
Alberta Residential	0.0	0.0	0.0	0.0	0.0	0.0	0.0	0.0	0.0	0.0	0.0	0.0	0.0
Alberta Elec.Generation	0.0	0.0	0.0	0.0	0.0	0.0	0.0	0.0	0.0	0.0	0.0	0.0	0.0
Shrinkage													
Acid Gas	67.9	64.1	69.3	63.9	68.9	0.0	0.0	0.0	0.0	0.0	0.0	0.0	334.1
Other products	85.2	97.5	95.9	105.8	69.1	0.0	0.0	0.0	0.0	0.0	0.0	0.0	453.5
Fuel	129.1	112.2	122.3	120.3	186.9	0.0	0.0	0.0	0.0	0.0	0.0	0.0	670.8
Flared	1.7	0.0	1.6	13.5	9.4	0.0	0.0	0.0	0.0	0.0	0.0	0.0	26.2
Vented	0.0	0.0	0.0	0.0	0.0	0.0	0.0	0.0	0.0	0.0	0.0	0.0	0.0
Diff and Other	228.7	200.5	229.4	228.1	263.4	0.0	0.0	0.0	0.0	0.0	0.0	0.0	1,150.1
Process and Frac													
Pentanes Plus	14.0	27.3	36.5	13.6	21.6	0.0	0.0	0.0	0.0	0.0	0.0	0.0	113.0
Propane	0.0	0.0	0.0	0.0	0.0	0.0	0.0	0.0	0.0	0.0	0.0	0.0	0.0
Butanes	0.0	0.0	0.0	0.0	0.0	0.0	0.0	0.0	0.0	0.0	0.0	0.0	0.0
Ethane	0.0	0.0	0.0	0.0	0.0	0.0	0.0	0.0	0.0	0.0	0.0	0.0	0.0
NGL MIX	338.1	376.5	360.7	427.4	268.1	0.0	0.0	0.0	0.0	0.0	0.0	0.0	1,770.8
Sulphur	0.0	0.0	0.0	0.0	0.0	0.0	0.0	0.0	0.0	0.0	0.0	0.0	0.0
Sulphur Closing Inv	0.0	0.0	0.0	0.0	0.0	0.0	0.0	0.0	0.0	0.0	0.0	0.0	0.0

Unit of Measurement: Gas and Gas equivalent products: 1000m3, Liquids: m3, Sulphur: MTS

VPR6200

Facility ID ABGP0001150

Facility Name CRESTAR LITTLE BOW

Facility Licence # 1479

Facility Operator OMP9 ZARGON

Production Month	202001	202002	202003	202004	202005	202006	202007	202008	202009	202010	202011	202012	Totals
Receipts													
Receipts from Alberta Facilities	1,416.9	1,327.7	1,450.0	1,165.7	276.6	0.0	0.0	0.0	0.0	0.0	0.0	0.0	5,636.9
Receipts from Non-Alberta Facilities	0.0	0.0	0.0	0.0	0.0	0.0	0.0	0.0	0.0	0.0	0.0	0.0	0.0
Dispositions													
Disposition													
Battery	30.3	27.5	29.3	22.7	3.3	0.0	0.0	0.0	0.0	0.0	0.0	0.0	113.1
Gas Gathering System	0.0	0.0	0.0	0.0	0.0	0.0	0.0	0.0	0.0	0.0	0.0	0.0	0.0
Gas Plant	0.0	0.0	0.0	0.0	0.0	0.0	0.0	0.0	0.0	0.0	0.0	0.0	0.0
Injection Facility	0.0	0.0	0.0	0.0	0.0	0.0	0.0	0.0	0.0	0.0	0.0	0.0	0.0
Meter Station	678.1	631.8	701.4	487.9	114.4	0.0	0.0	0.0	0.0	0.0	0.0	0.0	2,613.6
Other	0.0	0.0	0.0	0.0	0.0	0.0	0.0	0.0	0.0	0.0	0.0	0.0	0.0
Alberta Commercial	0.0	0.0	0.0	0.0	0.0	0.0	0.0	0.0	0.0	0.0	0.0	0.0	0.0
Alberta Industrial	0.0	0.0	0.0	0.0	0.0	0.0	0.0	0.0	0.0	0.0	0.0	0.0	0.0
Alberta Residential	0.0	0.0	0.0	0.0	0.0	0.0	0.0	0.0	0.0	0.0	0.0	0.0	0.0
Alberta Elec.Generation	0.0	0.0	0.0	0.0	0.0	0.0	0.0	0.0	0.0	0.0	0.0	0.0	0.0
Shrinkage													
Acid Gas	173.2	156.4	175.0	125.6	29.8	0.0	0.0	0.0	0.0	0.0	0.0	0.0	660.0
Other products	7.9	5.9	6.5	5.0	1.4	0.0	0.0	0.0	0.0	0.0	0.0	0.0	26.7
Fuel	507.6	469.9	501.7	474.6	107.6	0.0	0.0	0.0	0.0	0.0	0.0	0.0	2,061.4
Flared	3.2	2.8	0.5	3.3	2.6	0.0	0.0	0.0	0.0	0.0	0.0	0.0	12.4
Vented	1.7	1.7	1.7	0.6	0.0	0.0	0.0	0.0	0.0	0.0	0.0	0.0	5.7
Diff and Other	14.9	31.7	33.9	46.0	17.5	0.0	0.0	0.0	0.0	0.0	0.0	0.0	144.0
Process and Frac													
Pentanes Plus	38.3	28.6	31.6	24.4	6.8	0.0	0.0	0.0	0.0	0.0	0.0	0.0	129.7
Propane	0.0	0.0	0.0	0.0	0.0	0.0	0.0	0.0	0.0	0.0	0.0	0.0	0.0
Butanes	0.0	0.0	0.0	0.0	0.0	0.0	0.0	0.0	0.0	0.0	0.0	0.0	0.0
Ethane	0.0	0.0	0.0	0.0	0.0	0.0	0.0	0.0	0.0	0.0	0.0	0.0	0.0
NGL MIX	0.0	0.0	0.0	0.0	0.0	0.0	0.0	0.0	0.0	0.0	0.0	0.0	0.0
Sulphur	0.0	0.0	0.0	0.0	0.0	0.0	0.0	0.0	0.0	0.0	0.0	0.0	0.0
Sulphur Closing Inv	0.0	0.0	0.0	0.0	0.0	0.0	0.0	0.0	0.0	0.0	0.0	0.0	0.0

Unit of Measurement: Gas and Gas equivalent products: 1000m3, Liquids: m3, Sulphur: MTS

VPR6200

Facility ID ABGP0001280
Facility Licence # 31658

Facility Name Bellshill-03-28-041-12 W4M
Facility Operator OZOH HARVEST

Production Month	202001	202002	202003	202004	202005	202006	202007	202008	202009	202010	202011	202012	Totals
Receipts													
Receipts from Alberta Facilities	957.7	813.2	794.2	460.9	430.9	0.0	0.0	0.0	0.0	0.0	0.0	0.0	3,456.9
Receipts from Non-Alberta Facilities	0.0	0.0	0.0	0.0	0.0	0.0	0.0	0.0	0.0	0.0	0.0	0.0	0.0
Dispositions													
Disposition													
Battery	106.2	89.0	93.9	85.6	99.7	0.0	0.0	0.0	0.0	0.0	0.0	0.0	474.4
Gas Gathering System	70.4	65.8	70.4	63.3	74.4	0.0	0.0	0.0	0.0	0.0	0.0	0.0	344.3
Gas Plant	0.0	0.0	0.0	0.0	0.0	0.0	0.0	0.0	0.0	0.0	0.0	0.0	0.0
Injection Facility	125.4	115.6	120.3	97.8	117.8	0.0	0.0	0.0	0.0	0.0	0.0	0.0	576.9
Meter Station	352.8	310.5	278.7	67.8	103.5	0.0	0.0	0.0	0.0	0.0	0.0	0.0	1,113.3
Other	0.0	0.0	0.0	0.0	0.0	0.0	0.0	0.0	0.0	0.0	0.0	0.0	0.0
Alberta Commercial	0.0	0.0	0.0	0.0	0.0	0.0	0.0	0.0	0.0	0.0	0.0	0.0	0.0
Alberta Industrial	0.0	0.0	0.0	0.0	0.0	0.0	0.0	0.0	0.0	0.0	0.0	0.0	0.0
Alberta Residential	0.0	0.0	0.0	0.0	0.0	0.0	0.0	0.0	0.0	0.0	0.0	0.0	0.0
Alberta Elec.Generation	0.0	0.0	0.0	0.0	0.0	0.0	0.0	0.0	0.0	0.0	0.0	0.0	0.0
Shrinkage													
Acid Gas	0.0	0.0	0.0	0.0	0.0	0.0	0.0	0.0	0.0	0.0	0.0	0.0	0.0
Other products	12.5	14.6	16.4	10.4	7.6	0.0	0.0	0.0	0.0	0.0	0.0	0.0	61.5
Fuel	214.8	201.0	212.3	170.7	82.5	0.0	0.0	0.0	0.0	0.0	0.0	0.0	881.3
Flared	7.7	8.4	7.8	6.4	12.9	0.0	0.0	0.0	0.0	0.0	0.0	0.0	43.2
Vented	0.0	0.0	0.0	0.0	0.0	0.0	0.0	0.0	0.0	0.0	0.0	0.0	0.0
Diff and Other	67.9	8.3	-5.6	-41.1	-67.5	0.0	0.0	0.0	0.0	0.0	0.0	0.0	-38.0
Process and Frac													
Pentanes Plus	0.0	0.0	0.0	0.0	0.0	0.0	0.0	0.0	0.0	0.0	0.0	0.0	0.0
Propane	0.0	0.0	0.0	0.0	0.0	0.0	0.0	0.0	0.0	0.0	0.0	0.0	0.0
Butanes	0.0	0.0	0.0	0.0	0.0	0.0	0.0	0.0	0.0	0.0	0.0	0.0	0.0
Ethane	0.0	0.0	0.0	0.0	0.0	0.0	0.0	0.0	0.0	0.0	0.0	0.0	0.0
NGL MIX	53.0	62.8	70.6	44.9	32.7	0.0	0.0	0.0	0.0	0.0	0.0	0.0	264.0
Sulphur	0.0	0.0	0.0	0.0	0.0	0.0	0.0	0.0	0.0	0.0	0.0	0.0	0.0
Sulphur Closing Inv	0.0	0.0	0.0	0.0	0.0	0.0	0.0	0.0	0.0	0.0	0.0	0.0	0.0

Unit of Measurement: Gas and Gas equivalent products: 1000m3, Liquids: m3, Sulphur: MTS

VPR6200

Facility ID ABGP0001293
Facility Licence # 14504

Facility Name BIG BEND 13-36-66-27W4
Facility Operator OHE9 CNRL

Production Month	202001	202002	202003	202004	202005	202006	202007	202008	202009	202010	202011	202012	Totals
Receipts													
Receipts from Alberta Facilities	2,251.4	2,250.4	2,377.4	2,169.5	2,206.1	0.0	0.0	0.0	0.0	0.0	0.0	0.0	11,254.8
Receipts from Non-Alberta Facilities	0.0	0.0	0.0	0.0	0.0	0.0	0.0	0.0	0.0	0.0	0.0	0.0	0.0
Dispositions													
Disposition													
Battery	0.0	0.0	0.0	0.0	0.0	0.0	0.0	0.0	0.0	0.0	0.0	0.0	0.0
Gas Gathering System	0.0	0.0	0.0	0.0	0.0	0.0	0.0	0.0	0.0	0.0	0.0	0.0	0.0
Gas Plant	0.0	0.0	0.0	0.0	0.0	0.0	0.0	0.0	0.0	0.0	0.0	0.0	0.0
Injection Facility	0.0	0.0	0.0	0.0	0.0	0.0	0.0	0.0	0.0	0.0	0.0	0.0	0.0
Meter Station	2,057.1	2,073.6	2,186.8	1,985.7	2,068.6	0.0	0.0	0.0	0.0	0.0	0.0	0.0	10,371.8
Other	0.0	0.0	0.0	0.0	0.0	0.0	0.0	0.0	0.0	0.0	0.0	0.0	0.0
Alberta Commercial	0.0	0.0	0.0	0.0	0.0	0.0	0.0	0.0	0.0	0.0	0.0	0.0	0.0
Alberta Industrial	0.0	0.0	0.0	0.0	0.0	0.0	0.0	0.0	0.0	0.0	0.0	0.0	0.0
Alberta Residential	0.0	0.0	0.0	0.0	0.0	0.0	0.0	0.0	0.0	0.0	0.0	0.0	0.0
Alberta Elec.Generation	0.0	0.0	0.0	0.0	0.0	0.0	0.0	0.0	0.0	0.0	0.0	0.0	0.0
Shrinkage													
Acid Gas	0.0	0.0	0.0	0.0	0.0	0.0	0.0	0.0	0.0	0.0	0.0	0.0	0.0
Other products	0.0	0.0	0.0	0.0	0.0	0.0	0.0	0.0	0.0	0.0	0.0	0.0	0.0
Fuel	189.9	179.3	171.9	168.4	156.9	0.0	0.0	0.0	0.0	0.0	0.0	0.0	866.4
Flared	1.8	1.2	1.9	1.4	0.9	0.0	0.0	0.0	0.0	0.0	0.0	0.0	7.2
Vented	0.2	0.0	0.0	0.0	0.0	0.0	0.0	0.0	0.0	0.0	0.0	0.0	0.2
Diff and Other	2.4	-3.7	16.8	14.0	-20.3	0.0	0.0	0.0	0.0	0.0	0.0	0.0	9.2
Process and Frac													
Pentanes Plus	0.0	0.0	0.0	0.0	0.0	0.0	0.0	0.0	0.0	0.0	0.0	0.0	0.0
Propane	0.0	0.0	0.0	0.0	0.0	0.0	0.0	0.0	0.0	0.0	0.0	0.0	0.0
Butanes	0.0	0.0	0.0	0.0	0.0	0.0	0.0	0.0	0.0	0.0	0.0	0.0	0.0
Ethane	0.0	0.0	0.0	0.0	0.0	0.0	0.0	0.0	0.0	0.0	0.0	0.0	0.0
NGL MIX	0.0	0.0	0.0	0.0	0.0	0.0	0.0	0.0	0.0	0.0	0.0	0.0	0.0
Sulphur	0.0	0.0	0.0	0.0	0.0	0.0	0.0	0.0	0.0	0.0	0.0	0.0	0.0
Sulphur Closing Inv	0.0	0.0	0.0	0.0	0.0	0.0	0.0	0.0	0.0	0.0	0.0	0.0	0.0

Unit of Measurement: Gas and Gas equivalent products: 1000m3, Liquids: m3, Sulphur: MTS

VPR6200

Facility ID ABGP0001357

Facility Name KEYERA BIGORAY PLANT 10-07-051-09W5

Facility Licence # 11955

Facility Operator AOC0 KEYERA

Production Month	202001	202002	202003	202004	202005	202006	202007	202008	202009	202010	202011	202012	Totals
Receipts													
Receipts from Alberta Facilities	17,182.1	16,915.1	17,224.4	20,013.3	30,699.2	0.0	0.0	0.0	0.0	0.0	0.0	0.0	102,034.1
Receipts from Non-Alberta Facilities	0.0	0.0	0.0	0.0	0.0	0.0	0.0	0.0	0.0	0.0	0.0	0.0	0.0
Dispositions													
Disposition													
Battery	0.0	0.0	0.0	0.0	0.0	0.0	0.0	0.0	0.0	0.0	0.0	0.0	0.0
Gas Gathering System	1,391.5	1,289.5	1,368.2	1,673.3	2,543.2	0.0	0.0	0.0	0.0	0.0	0.0	0.0	8,265.7
Gas Plant	0.0	0.0	0.0	0.0	0.0	0.0	0.0	0.0	0.0	0.0	0.0	0.0	0.0
Injection Facility	0.0	0.0	0.0	0.0	0.0	0.0	0.0	0.0	0.0	0.0	0.0	0.0	0.0
Meter Station	14,332.6	13,906.5	14,301.7	16,460.7	24,718.7	0.0	0.0	0.0	0.0	0.0	0.0	0.0	83,720.2
Other	0.0	0.0	0.0	0.0	0.0	0.0	0.0	0.0	0.0	0.0	0.0	0.0	0.0
Alberta Commercial	0.0	0.0	0.0	0.0	0.0	0.0	0.0	0.0	0.0	0.0	0.0	0.0	0.0
Alberta Industrial	0.0	0.0	0.0	0.0	0.0	0.0	0.0	0.0	0.0	0.0	0.0	0.0	0.0
Alberta Residential	0.0	0.0	0.0	0.0	0.0	0.0	0.0	0.0	0.0	0.0	0.0	0.0	0.0
Alberta Elec.Generation	0.0	0.0	0.0	0.0	0.0	0.0	0.0	0.0	0.0	0.0	0.0	0.0	0.0
Shrinkage													
Acid Gas	0.0	0.0	0.0	0.0	0.0	0.0	0.0	0.0	0.0	0.0	0.0	0.0	0.0
Other products	1,435.8	1,389.5	1,436.7	1,708.2	2,734.4	0.0	0.0	0.0	0.0	0.0	0.0	0.0	8,704.6
Fuel	191.0	167.1	178.4	177.9	215.5	0.0	0.0	0.0	0.0	0.0	0.0	0.0	929.9
Flared	88.4	71.5	74.6	74.8	87.9	0.0	0.0	0.0	0.0	0.0	0.0	0.0	397.2
Vented	0.8	0.7	0.6	0.6	0.6	0.0	0.0	0.0	0.0	0.0	0.0	0.0	3.3
Diff and Other	-258.0	90.3	-135.8	-82.2	398.9	0.0	0.0	0.0	0.0	0.0	0.0	0.0	13.2
Process and Frac													
Pentanes Plus	411.2	400.4	392.3	388.3	464.8	0.0	0.0	0.0	0.0	0.0	0.0	0.0	2,057.0
Propane	0.0	0.0	0.0	0.0	0.0	0.0	0.0	0.0	0.0	0.0	0.0	0.0	0.0
Butanes	0.0	0.0	0.0	0.0	0.0	0.0	0.0	0.0	0.0	0.0	0.0	0.0	0.0
Ethane	0.0	0.0	0.0	0.0	0.0	0.0	0.0	0.0	0.0	0.0	0.0	0.0	0.0
NGL MIX	5,180.9	5,015.9	5,211.0	6,210.9	10,030.0	0.0	0.0	0.0	0.0	0.0	0.0	0.0	31,648.7
Sulphur	0.0	0.0	0.0	0.0	0.0	0.0	0.0	0.0	0.0	0.0	0.0	0.0	0.0
Sulphur Closing Inv	0.0	0.0	0.0	0.0	0.0	0.0	0.0	0.0	0.0	0.0	0.0	0.0	0.0

Unit of Measurement: Gas and Gas equivalent products: 1000m3, Liquids: m3, Sulphur: MTS

VPR6200

Facility ID ABGP0001417
Facility Licence # 12354

Facility Name GALLOWAY 14-14-53-20W5
Facility Operator OHE9 CNRL

Production Month	202001	202002	202003	202004	202005	202006	202007	202008	202009	202010	202011	202012	Totals
Receipts													
Receipts from Alberta Facilities	52,610.6	58,999.8	62,513.5	58,873.9	58,792.4	0.0	0.0	0.0	0.0	0.0	0.0	0.0	291,790.2
Receipts from Non-Alberta Facilities	0.0	0.0	0.0	0.0	0.0	0.0	0.0	0.0	0.0	0.0	0.0	0.0	0.0
Dispositions													
Disposition													
Battery	1.7	12.5	13.3	12.0	12.3	0.0	0.0	0.0	0.0	0.0	0.0	0.0	51.8
Gas Gathering System	0.0	0.0	0.0	0.0	0.0	0.0	0.0	0.0	0.0	0.0	0.0	0.0	0.0
Gas Plant	0.0	0.0	0.0	0.0	0.0	0.0	0.0	0.0	0.0	0.0	0.0	0.0	0.0
Injection Facility	0.0	0.0	0.0	0.0	0.0	0.0	0.0	0.0	0.0	0.0	0.0	0.0	0.0
Meter Station	50,395.8	56,478.2	59,291.8	55,974.5	55,831.2	0.0	0.0	0.0	0.0	0.0	0.0	0.0	277,971.5
Other	0.0	0.0	0.0	0.0	0.0	0.0	0.0	0.0	0.0	0.0	0.0	0.0	0.0
Alberta Commercial	0.0	0.0	0.0	0.0	0.0	0.0	0.0	0.0	0.0	0.0	0.0	0.0	0.0
Alberta Industrial	0.0	0.0	0.0	0.0	0.0	0.0	0.0	0.0	0.0	0.0	0.0	0.0	0.0
Alberta Residential	0.0	0.0	0.0	0.0	0.0	0.0	0.0	0.0	0.0	0.0	0.0	0.0	0.0
Alberta Elec.Generation	0.0	0.0	0.0	0.0	0.0	0.0	0.0	0.0	0.0	0.0	0.0	0.0	0.0
Shrinkage													
Acid Gas	0.0	0.0	0.0	0.0	0.0	0.0	0.0	0.0	0.0	0.0	0.0	0.0	0.0
Other products	1,063.1	1,295.5	1,408.6	1,274.4	1,333.2	0.0	0.0	0.0	0.0	0.0	0.0	0.0	6,374.8
Fuel	1,374.3	1,421.7	1,554.6	1,465.9	1,445.4	0.0	0.0	0.0	0.0	0.0	0.0	0.0	7,261.9
Flared	172.9	182.2	275.5	237.4	263.7	0.0	0.0	0.0	0.0	0.0	0.0	0.0	1,131.7
Vented	0.8	0.8	0.7	0.7	0.1	0.0	0.0	0.0	0.0	0.0	0.0	0.0	3.1
Diff and Other	-398.0	-391.1	-31.0	-91.0	-93.5	0.0	0.0	0.0	0.0	0.0	0.0	0.0	-1,004.6
Process and Frac													
Pentanes Plus	1,332.8	2,171.9	2,144.0	2,177.0	2,147.8	0.0	0.0	0.0	0.0	0.0	0.0	0.0	9,973.5
Propane	0.0	0.0	0.0	0.0	0.0	0.0	0.0	0.0	0.0	0.0	0.0	0.0	0.0
Butanes	0.0	0.0	0.0	0.0	0.0	0.0	0.0	0.0	0.0	0.0	0.0	0.0	0.0
Ethane	0.0	0.0	0.0	0.0	0.0	0.0	0.0	0.0	0.0	0.0	0.0	0.0	0.0
NGL MIX	3,484.5	3,778.5	4,307.2	3,691.6	3,955.8	0.0	0.0	0.0	0.0	0.0	0.0	0.0	19,217.6
Sulphur	0.0	0.0	0.0	0.0	0.0	0.0	0.0	0.0	0.0	0.0	0.0	0.0	0.0
Sulphur Closing Inv	0.0	0.0	0.0	0.0	0.0	0.0	0.0	0.0	0.0	0.0	0.0	0.0	0.0

Unit of Measurement: Gas and Gas equivalent products: 1000m3, Liquids: m3, Sulphur: MTS

VPR6200

Facility ID ABGP0001437
Facility Licence # 4557

Facility Name CASCADE CAROLINE
Facility Operator A2TG TQN

Production Month	202001	202002	202003	202004	202005	202006	202007	202008	202009	202010	202011	202012	Totals
Receipts													
Receipts from Alberta Facilities	22,902.3	22,535.3	25,169.0	26,233.1	26,799.9	0.0	0.0	0.0	0.0	0.0	0.0	0.0	123,639.6
Receipts from Non-Alberta Facilities	0.0	0.0	0.0	0.0	0.0	0.0	0.0	0.0	0.0	0.0	0.0	0.0	0.0
Dispositions													
Disposition													
Battery	0.0	0.0	0.0	0.0	0.0	0.0	0.0	0.0	0.0	0.0	0.0	0.0	0.0
Gas Gathering System	0.0	0.0	0.0	0.0	0.0	0.0	0.0	0.0	0.0	0.0	0.0	0.0	0.0
Gas Plant	0.0	0.0	0.0	0.0	0.0	0.0	0.0	0.0	0.0	0.0	0.0	0.0	0.0
Injection Facility	0.0	0.0	0.0	0.0	0.0	0.0	0.0	0.0	0.0	0.0	0.0	0.0	0.0
Meter Station	21,894.4	21,424.3	24,072.1	25,348.5	25,733.6	0.0	0.0	0.0	0.0	0.0	0.0	0.0	118,472.9
Other	0.0	0.0	0.0	0.0	0.0	0.0	0.0	0.0	0.0	0.0	0.0	0.0	0.0
Alberta Commercial	0.0	0.0	0.0	0.0	0.0	0.0	0.0	0.0	0.0	0.0	0.0	0.0	0.0
Alberta Industrial	0.0	0.0	0.0	0.0	0.0	0.0	0.0	0.0	0.0	0.0	0.0	0.0	0.0
Alberta Residential	243.3	211.8	235.4	203.4	31.0	0.0	0.0	0.0	0.0	0.0	0.0	0.0	924.9
Alberta Elec.Generation	0.0	0.0	0.0	0.0	0.0	0.0	0.0	0.0	0.0	0.0	0.0	0.0	0.0
Shrinkage													
Acid Gas	0.0	0.0	0.0	0.0	0.0	0.0	0.0	0.0	0.0	0.0	0.0	0.0	0.0
Other products	648.8	658.3	750.1	774.1	981.3	0.0	0.0	0.0	0.0	0.0	0.0	0.0	3,812.6
Fuel	98.2	91.4	100.0	100.5	72.7	0.0	0.0	0.0	0.0	0.0	0.0	0.0	462.8
Flared	5.8	5.1	1.3	5.7	45.7	0.0	0.0	0.0	0.0	0.0	0.0	0.0	63.6
Vented	2.2	2.2	2.5	2.6	2.8	0.0	0.0	0.0	0.0	0.0	0.0	0.0	12.3
Diff and Other	9.6	142.2	7.6	-201.7	-67.2	0.0	0.0	0.0	0.0	0.0	0.0	0.0	-109.5
Process and Frac													
Pentanes Plus	1,733.2	1,610.8	1,998.8	2,061.7	2,724.8	0.0	0.0	0.0	0.0	0.0	0.0	0.0	10,129.3
Propane	0.0	0.0	0.0	0.0	0.0	0.0	0.0	0.0	0.0	0.0	0.0	0.0	0.0
Butanes	0.0	0.0	0.0	0.0	0.0	0.0	0.0	0.0	0.0	0.0	0.0	0.0	0.0
Ethane	0.0	0.0	0.0	0.0	0.0	0.0	0.0	0.0	0.0	0.0	0.0	0.0	0.0
NGL MIX	1,142.6	1,279.7	1,324.0	1,356.5	1,629.4	0.0	0.0	0.0	0.0	0.0	0.0	0.0	6,732.2
Sulphur	0.0	0.0	0.0	0.0	0.0	0.0	0.0	0.0	0.0	0.0	0.0	0.0	0.0
Sulphur Closing Inv	0.0	0.0	0.0	0.0	0.0	0.0	0.0	0.0	0.0	0.0	0.0	0.0	0.0

Unit of Measurement: Gas and Gas equivalent products: 1000m3, Liquids: m3, Sulphur: MTS

VPR6200

Facility ID ABGP0001560

Facility Name BONAVIDA SPIRIT RIVER

Facility Licence # 16044

Facility Operator A7CZ

Production Month	202001	202002	202003	202004	202005	202006	202007	202008	202009	202010	202011	202012	Totals
	SHUTIN	SHUTIN	SHUTIN	SHUTIN	SHUTIN								
Receipts													
Receipts from Alberta Facilities	0.0	0.0	0.0	0.0	0.0	0.0	0.0	0.0	0.0	0.0	0.0	0.0	0.0
Receipts from Non-Alberta Facilities	0.0	0.0	0.0	0.0	0.0	0.0	0.0	0.0	0.0	0.0	0.0	0.0	0.0
Dispositions													
Disposition													
Battery	0.0	0.0	0.0	0.0	0.0	0.0	0.0	0.0	0.0	0.0	0.0	0.0	0.0
Gas Gathering System	0.0	0.0	0.0	0.0	0.0	0.0	0.0	0.0	0.0	0.0	0.0	0.0	0.0
Gas Plant	0.0	0.0	0.0	0.0	0.0	0.0	0.0	0.0	0.0	0.0	0.0	0.0	0.0
Injection Facility	0.0	0.0	0.0	0.0	0.0	0.0	0.0	0.0	0.0	0.0	0.0	0.0	0.0
Meter Station	0.0	0.0	0.0	0.0	0.0	0.0	0.0	0.0	0.0	0.0	0.0	0.0	0.0
Other	0.0	0.0	0.0	0.0	0.0	0.0	0.0	0.0	0.0	0.0	0.0	0.0	0.0
Alberta Commercial	0.0	0.0	0.0	0.0	0.0	0.0	0.0	0.0	0.0	0.0	0.0	0.0	0.0
Alberta Industrial	0.0	0.0	0.0	0.0	0.0	0.0	0.0	0.0	0.0	0.0	0.0	0.0	0.0
Alberta Residential	0.0	0.0	0.0	0.0	0.0	0.0	0.0	0.0	0.0	0.0	0.0	0.0	0.0
Alberta Elec.Generation	0.0	0.0	0.0	0.0	0.0	0.0	0.0	0.0	0.0	0.0	0.0	0.0	0.0
Shrinkage													
Acid Gas	0.0	0.0	0.0	0.0	0.0	0.0	0.0	0.0	0.0	0.0	0.0	0.0	0.0
Other products	0.0	0.0	0.0	0.0	0.0	0.0	0.0	0.0	0.0	0.0	0.0	0.0	0.0
Fuel	0.0	0.0	0.0	0.0	0.0	0.0	0.0	0.0	0.0	0.0	0.0	0.0	0.0
Flared	0.0	0.0	0.0	0.0	0.0	0.0	0.0	0.0	0.0	0.0	0.0	0.0	0.0
Vented	0.0	0.0	0.0	0.0	0.0	0.0	0.0	0.0	0.0	0.0	0.0	0.0	0.0
Diff and Other	0.0	0.0	0.0	0.0	0.0	0.0	0.0	0.0	0.0	0.0	0.0	0.0	0.0
Process and Frac													
Pentanes Plus	0.0	0.0	0.0	0.0	0.0	0.0	0.0	0.0	0.0	0.0	0.0	0.0	0.0
Propane	0.0	0.0	0.0	0.0	0.0	0.0	0.0	0.0	0.0	0.0	0.0	0.0	0.0
Butanes	0.0	0.0	0.0	0.0	0.0	0.0	0.0	0.0	0.0	0.0	0.0	0.0	0.0
Ethane	0.0	0.0	0.0	0.0	0.0	0.0	0.0	0.0	0.0	0.0	0.0	0.0	0.0
NGL MIX	0.0	0.0	0.0	0.0	0.0	0.0	0.0	0.0	0.0	0.0	0.0	0.0	0.0
Sulphur	0.0	0.0	0.0	0.0	0.0	0.0	0.0	0.0	0.0	0.0	0.0	0.0	0.0
Sulphur Closing Inv	0.0	0.0	0.0	0.0	0.0	0.0	0.0	0.0	0.0	0.0	0.0	0.0	0.0

VPR6200

Facility ID ABGP0001668
Facility Licence # 21169

Facility Name SPECTRA GORDONDALE EAST GAS PLANT
Facility Operator A1KN NORTHRIVERMID

Production Month	202001	202002	202003	202004	202005	202006	202007	202008	202009	202010	202011	202012	Totals
Receipts													
Receipts from Alberta Facilities	55,855.3	39,692.0	43,827.3	40,862.7	35,639.2	0.0	0.0	0.0	0.0	0.0	0.0	0.0	215,876.5
Receipts from Non-Alberta Facilities	0.0	0.0	0.0	0.0	0.0	0.0	0.0	0.0	0.0	0.0	0.0	0.0	0.0
Dispositions													
Disposition													
Battery	0.0	0.0	0.0	0.0	0.0	0.0	0.0	0.0	0.0	0.0	0.0	0.0	0.0
Gas Gathering System	56.9	49.7	56.1	22.0	0.0	0.0	0.0	0.0	0.0	0.0	0.0	0.0	184.7
Gas Plant	0.0	0.0	0.0	0.0	0.0	0.0	0.0	0.0	0.0	0.0	0.0	0.0	0.0
Injection Facility	967.9	795.5	845.7	757.4	556.7	0.0	0.0	0.0	0.0	0.0	0.0	0.0	3,923.2
Meter Station	52,199.7	37,216.9	40,630.4	37,881.3	33,092.1	0.0	0.0	0.0	0.0	0.0	0.0	0.0	201,020.4
Other	0.0	0.0	0.0	0.0	0.0	0.0	0.0	0.0	0.0	0.0	0.0	0.0	0.0
Alberta Commercial	0.0	0.0	0.0	0.0	0.0	0.0	0.0	0.0	0.0	0.0	0.0	0.0	0.0
Alberta Industrial	0.0	0.0	0.0	0.0	0.0	0.0	0.0	0.0	0.0	0.0	0.0	0.0	0.0
Alberta Residential	0.0	0.0	0.0	0.0	0.0	0.0	0.0	0.0	0.0	0.0	0.0	0.0	0.0
Alberta Elec.Generation	0.0	0.0	0.0	0.0	0.0	0.0	0.0	0.0	0.0	0.0	0.0	0.0	0.0
Shrinkage													
Acid Gas	0.0	0.0	0.0	0.0	0.0	0.0	0.0	0.0	0.0	0.0	0.0	0.0	0.0
Other products	1,017.0	765.3	866.5	744.5	676.1	0.0	0.0	0.0	0.0	0.0	0.0	0.0	4,069.4
Fuel	1,937.4	1,602.3	1,641.3	1,565.1	1,424.1	0.0	0.0	0.0	0.0	0.0	0.0	0.0	8,170.2
Flared	44.1	9.7	33.4	6.5	20.0	0.0	0.0	0.0	0.0	0.0	0.0	0.0	113.7
Vented	0.0	0.0	0.0	0.0	0.0	0.0	0.0	0.0	0.0	0.0	0.0	0.0	0.0
Diff and Other	-367.7	-747.4	-246.1	-114.1	-129.8	0.0	0.0	0.0	0.0	0.0	0.0	0.0	-1,605.1
Process and Frac													
Pentanes Plus	327.2	204.6	299.3	184.2	216.8	0.0	0.0	0.0	0.0	0.0	0.0	0.0	1,232.1
Propane	0.0	0.0	0.0	0.0	0.0	0.0	0.0	0.0	0.0	0.0	0.0	0.0	0.0
Butanes	0.0	0.0	0.0	0.0	0.0	0.0	0.0	0.0	0.0	0.0	0.0	0.0	0.0
Ethane	0.0	0.0	0.0	0.0	0.0	0.0	0.0	0.0	0.0	0.0	0.0	0.0	0.0
NGL MIX	4,033.8	3,044.3	3,393.9	2,928.1	2,643.4	0.0	0.0	0.0	0.0	0.0	0.0	0.0	16,043.5
Sulphur	0.0	0.0	0.0	0.0	0.0	0.0	0.0	0.0	0.0	0.0	0.0	0.0	0.0
Sulphur Closing Inv	0.0	0.0	0.0	0.0	0.0	0.0	0.0	0.0	0.0	0.0	0.0	0.0	0.0

Unit of Measurement: Gas and Gas equivalent products: 1000m3, Liquids: m3, Sulphur: MTS

VPR6200

Facility ID ABGP0001672

Facility Name D Energy Watelet 8-18-48-26W4

Facility Licence # 10619

Facility Operator A68P

Production Month	202001	202002	202003	202004	202005	202006	202007	202008	202009	202010	202011	202012	Totals
Receipts													
Receipts from Alberta Facilities	3,798.5	3,292.4	3,753.4	2,787.2	0.0	0.0	0.0	0.0	0.0	0.0	0.0	0.0	13,631.5
Receipts from Non-Alberta Facilities	0.0	0.0	0.0	0.0	0.0	0.0	0.0	0.0	0.0	0.0	0.0	0.0	0.0
Dispositions													
Disposition													
Battery	0.0	0.0	0.0	0.0	0.0	0.0	0.0	0.0	0.0	0.0	0.0	0.0	0.0
Gas Gathering System	0.0	0.0	0.0	0.0	0.0	0.0	0.0	0.0	0.0	0.0	0.0	0.0	0.0
Gas Plant	0.0	0.0	0.0	0.0	0.0	0.0	0.0	0.0	0.0	0.0	0.0	0.0	0.0
Injection Facility	50.7	45.4	51.3	44.8	0.0	0.0	0.0	0.0	0.0	0.0	0.0	0.0	192.2
Meter Station	3,357.0	2,942.5	3,327.2	2,408.0	0.0	0.0	0.0	0.0	0.0	0.0	0.0	0.0	12,034.7
Other	0.0	0.0	0.0	0.0	0.0	0.0	0.0	0.0	0.0	0.0	0.0	0.0	0.0
Alberta Commercial	0.0	0.0	0.0	0.0	0.0	0.0	0.0	0.0	0.0	0.0	0.0	0.0	0.0
Alberta Industrial	0.0	0.0	0.0	0.0	0.0	0.0	0.0	0.0	0.0	0.0	0.0	0.0	0.0
Alberta Residential	0.0	0.0	0.0	0.0	0.0	0.0	0.0	0.0	0.0	0.0	0.0	0.0	0.0
Alberta Elec.Generation	0.0	0.0	0.0	0.0	0.0	0.0	0.0	0.0	0.0	0.0	0.0	0.0	0.0
Shrinkage													
Acid Gas	0.0	0.0	0.0	0.0	0.0	0.0	0.0	0.0	0.0	0.0	0.0	0.0	0.0
Other products	136.6	108.3	149.3	130.0	0.0	0.0	0.0	0.0	0.0	0.0	0.0	0.0	524.2
Fuel	344.8	310.7	328.0	303.8	0.0	0.0	0.0	0.0	0.0	0.0	0.0	0.0	1,287.3
Flared	0.0	0.0	0.0	0.0	0.0	0.0	0.0	0.0	0.0	0.0	0.0	0.0	0.0
Vented	0.3	0.3	0.2	0.6	0.0	0.0	0.0	0.0	0.0	0.0	0.0	0.0	1.4
Diff and Other	-90.9	-114.8	-102.6	-100.0	0.0	0.0	0.0	0.0	0.0	0.0	0.0	0.0	-408.3
Process and Frac													
Pentanes Plus	250.1	140.2	281.8	290.8	0.0	0.0	0.0	0.0	0.0	0.0	0.0	0.0	962.9
Propane	0.0	0.0	0.0	0.0	0.0	0.0	0.0	0.0	0.0	0.0	0.0	0.0	0.0
Butanes	0.0	0.0	0.0	0.0	0.0	0.0	0.0	0.0	0.0	0.0	0.0	0.0	0.0
Ethane	0.0	0.0	0.0	0.0	0.0	0.0	0.0	0.0	0.0	0.0	0.0	0.0	0.0
NGL MIX	352.0	328.9	377.7	289.4	21.3	0.0	0.0	0.0	0.0	0.0	0.0	0.0	1,369.3
Sulphur	0.0	0.0	0.0	0.0	0.0	0.0	0.0	0.0	0.0	0.0	0.0	0.0	0.0
Sulphur Closing Inv	0.0	0.0	0.0	0.0	0.0	0.0	0.0	0.0	0.0	0.0	0.0	0.0	0.0

Unit of Measurement: Gas and Gas equivalent products: 1000m3, Liquids: m3, Sulphur: MTS

VPR6200

Facility ID ABGP0001676
Facility Licence # 22597

Facility Name MIDWEST LEDUC-WOODBEND
Facility Operator A637 NEP

Production Month	202001	202002	202003	202004	202005	202006	202007	202008	202009	202010	202011	202012	Totals
SHUTIN													
Receipts													
Receipts from Alberta Facilities	17,581.8	16,379.8	15,995.5	5,509.1	0.0	0.0	0.0	0.0	0.0	0.0	0.0	0.0	55,466.2
Receipts from Non-Alberta Facilities	0.0	0.0	0.0	0.0	0.0	0.0	0.0	0.0	0.0	0.0	0.0	0.0	0.0
Dispositions													
Disposition													
Battery	0.0	0.0	0.0	0.0	0.0	0.0	0.0	0.0	0.0	0.0	0.0	0.0	0.0
Gas Gathering System	0.0	0.0	0.0	0.0	0.0	0.0	0.0	0.0	0.0	0.0	0.0	0.0	0.0
Gas Plant	16,389.6	16,125.9	15,350.4	5,337.2	0.0	0.0	0.0	0.0	0.0	0.0	0.0	0.0	53,203.1
Injection Facility	248.3	228.3	221.7	95.1	0.0	0.0	0.0	0.0	0.0	0.0	0.0	0.0	793.4
Meter Station	0.0	0.0	0.0	0.0	0.0	0.0	0.0	0.0	0.0	0.0	0.0	0.0	0.0
Other	0.0	0.0	0.0	0.0	0.0	0.0	0.0	0.0	0.0	0.0	0.0	0.0	0.0
Alberta Commercial	0.0	0.0	0.0	0.0	0.0	0.0	0.0	0.0	0.0	0.0	0.0	0.0	0.0
Alberta Industrial	0.0	0.0	0.0	0.0	0.0	0.0	0.0	0.0	0.0	0.0	0.0	0.0	0.0
Alberta Residential	0.0	0.0	0.0	0.0	0.0	0.0	0.0	0.0	0.0	0.0	0.0	0.0	0.0
Alberta Elec.Generation	0.0	0.0	0.0	0.0	0.0	0.0	0.0	0.0	0.0	0.0	0.0	0.0	0.0
Shrinkage													
Acid Gas	0.0	0.0	0.0	0.0	0.0	0.0	0.0	0.0	0.0	0.0	0.0	0.0	0.0
Other products	124.2	127.3	147.3	102.1	0.0	0.0	0.0	0.0	0.0	0.0	0.0	0.0	500.9
Fuel	226.9	218.6	245.3	153.2	0.0	0.0	0.0	0.0	0.0	0.0	0.0	0.0	844.0
Flared	80.4	77.5	95.3	80.7	0.0	0.0	0.0	0.0	0.0	0.0	0.0	0.0	333.9
Vented	0.0	0.0	2.6	0.0	0.0	0.0	0.0	0.0	0.0	0.0	0.0	0.0	2.6
Diff and Other	512.4	-397.8	-67.1	-259.2	0.0	0.0	0.0	0.0	0.0	0.0	0.0	0.0	-211.7
Process and Frac													
Pentanes Plus	601.0	616.0	712.5	494.0	0.0	0.0	0.0	0.0	0.0	0.0	0.0	0.0	2,423.5
Propane	0.0	0.0	0.0	0.0	0.0	0.0	0.0	0.0	0.0	0.0	0.0	0.0	0.0
Butanes	0.0	0.0	0.0	0.0	0.0	0.0	0.0	0.0	0.0	0.0	0.0	0.0	0.0
Ethane	0.0	0.0	0.0	0.0	0.0	0.0	0.0	0.0	0.0	0.0	0.0	0.0	0.0
NGL MIX	0.0	0.0	0.0	0.0	0.0	0.0	0.0	0.0	0.0	0.0	0.0	0.0	0.0
Sulphur	0.0	0.0	0.0	0.0	0.0	0.0	0.0	0.0	0.0	0.0	0.0	0.0	0.0
Sulphur Closing Inv	0.0	0.0	0.0	0.0	0.0	0.0	0.0	0.0	0.0	0.0	0.0	0.0	0.0

Unit of Measurement: Gas and Gas equivalent products: 1000m3, Liquids: m3, Sulphur: MTS

VPR6200

Facility ID ABGP0001746
Facility Licence # 16614

Facility Name SPECTRA POUCE COUPE 5-23 GAS PLANT
Facility Operator A1KN NORTHRIVERMID

Production Month	202001	202002	202003	202004	202005	202006	202007	202008	202009	202010	202011	202012	Totals
Receipts													
Receipts from Alberta Facilities	28,661.0	27,979.9	31,734.4	29,391.6	32,689.4	0.0	0.0	0.0	0.0	0.0	0.0	0.0	150,456.3
Receipts from Non-Alberta Facilities	0.0	0.0	0.0	0.0	0.0	0.0	0.0	0.0	0.0	0.0	0.0	0.0	0.0
Dispositions													
Disposition													
Battery	0.0	0.0	0.0	0.0	0.0	0.0	0.0	0.0	0.0	0.0	0.0	0.0	0.0
Gas Gathering System	0.0	0.0	0.0	0.0	0.0	0.0	0.0	0.0	0.0	0.0	0.0	0.0	0.0
Gas Plant	0.0	0.0	0.0	0.0	0.0	0.0	0.0	0.0	0.0	0.0	0.0	0.0	0.0
Injection Facility	76.4	66.3	76.6	73.6	79.0	0.0	0.0	0.0	0.0	0.0	0.0	0.0	371.9
Meter Station	22,913.0	22,998.8	24,783.8	23,330.8	25,979.1	0.0	0.0	0.0	0.0	0.0	0.0	0.0	120,005.5
Other	5,092.4	4,420.6	6,103.4	5,431.3	5,854.1	0.0	0.0	0.0	0.0	0.0	0.0	0.0	26,901.8
Alberta Commercial	0.0	0.0	0.0	0.0	0.0	0.0	0.0	0.0	0.0	0.0	0.0	0.0	0.0
Alberta Industrial	0.0	0.0	0.0	0.0	0.0	0.0	0.0	0.0	0.0	0.0	0.0	0.0	0.0
Alberta Residential	0.0	0.0	0.0	0.0	0.0	0.0	0.0	0.0	0.0	0.0	0.0	0.0	0.0
Alberta Elec.Generation	0.0	0.0	0.0	0.0	0.0	0.0	0.0	0.0	0.0	0.0	0.0	0.0	0.0
Shrinkage													
Acid Gas	0.0	0.0	0.0	0.0	0.0	0.0	0.0	0.0	0.0	0.0	0.0	0.0	0.0
Other products	188.3	190.1	289.5	183.5	213.6	0.0	0.0	0.0	0.0	0.0	0.0	0.0	1,065.0
Fuel	579.6	533.7	571.4	543.4	577.0	0.0	0.0	0.0	0.0	0.0	0.0	0.0	2,805.1
Flared	4.8	0.3	1.1	0.3	0.4	0.0	0.0	0.0	0.0	0.0	0.0	0.0	6.9
Vented	0.0	0.0	0.0	0.0	0.0	0.0	0.0	0.0	0.0	0.0	0.0	0.0	0.0
Diff and Other	-193.5	-229.9	-91.4	-171.3	-13.8	0.0	0.0	0.0	0.0	0.0	0.0	0.0	-699.9
Process and Frac													
Pentanes Plus	1.4	4.3	1.3	2.1	7.3	0.0	0.0	0.0	0.0	0.0	0.0	0.0	16.4
Propane	0.0	0.0	0.0	0.0	0.0	0.0	0.0	0.0	0.0	0.0	0.0	0.0	0.0
Butanes	0.0	0.0	0.0	0.0	0.0	0.0	0.0	0.0	0.0	0.0	0.0	0.0	0.0
Ethane	0.0	0.0	0.0	0.0	0.0	0.0	0.0	0.0	0.0	0.0	0.0	0.0	0.0
NGL MIX	836.0	852.5	1,300.9	814.0	944.0	0.0	0.0	0.0	0.0	0.0	0.0	0.0	4,747.4
Sulphur	0.0	0.0	0.0	0.0	0.0	0.0	0.0	0.0	0.0	0.0	0.0	0.0	0.0
Sulphur Closing Inv	0.0	0.0	0.0	0.0	0.0	0.0	0.0	0.0	0.0	0.0	0.0	0.0	0.0

Unit of Measurement: Gas and Gas equivalent products: 1000m3, Liquids: m3, Sulphur: MTS

VPR6200

Facility ID ABGP0001775

Facility Name West Culp 5-34-78-25w5

Facility Licence # 16187

Facility Operator OHE9 CNRL

Production Month	202001	202002	202003	202004	202005	202006	202007	202008	202009	202010	202011	202012	Totals
Receipts													
Receipts from Alberta Facilities	3,773.5	3,416.5	5,009.7	5,402.8	5,531.1	0.0	0.0	0.0	0.0	0.0	0.0	0.0	23,133.6
Receipts from Non-Alberta Facilities	0.0	0.0	0.0	0.0	0.0	0.0	0.0	0.0	0.0	0.0	0.0	0.0	0.0
Dispositions													
Disposition													
Battery	38.6	23.8	46.8	16.4	10.3	0.0	0.0	0.0	0.0	0.0	0.0	0.0	135.9
Gas Gathering System	0.0	0.0	0.0	0.0	0.0	0.0	0.0	0.0	0.0	0.0	0.0	0.0	0.0
Gas Plant	0.0	0.0	0.0	0.0	0.0	0.0	0.0	0.0	0.0	0.0	0.0	0.0	0.0
Injection Facility	42.0	38.5	47.2	44.9	42.1	0.0	0.0	0.0	0.0	0.0	0.0	0.0	214.7
Meter Station	3,329.2	3,093.9	4,647.0	5,035.9	5,117.2	0.0	0.0	0.0	0.0	0.0	0.0	0.0	21,223.2
Other	0.0	0.0	0.0	0.0	0.0	0.0	0.0	0.0	0.0	0.0	0.0	0.0	0.0
Alberta Commercial	0.0	0.0	0.0	0.0	0.0	0.0	0.0	0.0	0.0	0.0	0.0	0.0	0.0
Alberta Industrial	0.0	0.0	0.0	0.0	0.0	0.0	0.0	0.0	0.0	0.0	0.0	0.0	0.0
Alberta Residential	0.0	0.0	0.0	0.0	0.0	0.0	0.0	0.0	0.0	0.0	0.0	0.0	0.0
Alberta Elec.Generation	0.0	0.0	0.0	0.0	0.0	0.0	0.0	0.0	0.0	0.0	0.0	0.0	0.0
Shrinkage													
Acid Gas	0.0	0.0	0.0	0.0	0.0	0.0	0.0	0.0	0.0	0.0	0.0	0.0	0.0
Other products	57.9	59.1	65.9	68.1	69.8	0.0	0.0	0.0	0.0	0.0	0.0	0.0	320.8
Fuel	479.6	353.5	393.7	367.4	373.6	0.0	0.0	0.0	0.0	0.0	0.0	0.0	1,967.8
Flared	16.1	0.0	4.7	4.7	4.7	0.0	0.0	0.0	0.0	0.0	0.0	0.0	30.2
Vented	0.0	0.0	0.0	0.0	0.0	0.0	0.0	0.0	0.0	0.0	0.0	0.0	0.0
Diff and Other	-189.9	-152.3	-195.6	-134.6	-86.6	0.0	0.0	0.0	0.0	0.0	0.0	0.0	-759.0
Process and Frac													
Pentanes Plus	128.1	135.3	112.5	96.8	96.8	0.0	0.0	0.0	0.0	0.0	0.0	0.0	569.5
Propane	0.0	0.0	0.0	0.0	0.0	0.0	0.0	0.0	0.0	0.0	0.0	0.0	0.0
Butanes	0.0	0.0	0.0	0.0	0.0	0.0	0.0	0.0	0.0	0.0	0.0	0.0	0.0
Ethane	0.0	0.0	0.0	0.0	0.0	0.0	0.0	0.0	0.0	0.0	0.0	0.0	0.0
NGL MIX	145.6	143.8	197.0	223.0	228.8	0.0	0.0	0.0	0.0	0.0	0.0	0.0	938.2
Sulphur	0.0	0.0	0.0	0.0	0.0	0.0	0.0	0.0	0.0	0.0	0.0	0.0	0.0
Sulphur Closing Inv	0.0	0.0	0.0	0.0	0.0	0.0	0.0	0.0	0.0	0.0	0.0	0.0	0.0

Unit of Measurement: Gas and Gas equivalent products: 1000m3, Liquids: m3, Sulphur: MTS

VPR6200

Facility ID ABGP0001895
Facility Licence # 16866

Facility Name FOURTH CREEK GAS PLANT
Facility Operator A1KN NORTHRIVERMID

Production Month	202001	202002	202003	202004	202005	202006	202007	202008	202009	202010	202011	202012	Totals
Receipts													
Receipts from Alberta Facilities	30,831.2	29,908.1	30,640.6	28,459.5	24,877.0	0.0	0.0	0.0	0.0	0.0	0.0	0.0	144,716.4
Receipts from Non-Alberta Facilities	0.0	0.0	0.0	0.0	0.0	0.0	0.0	0.0	0.0	0.0	0.0	0.0	0.0
Dispositions													
Disposition													
Battery	0.0	0.0	0.0	0.0	0.0	0.0	0.0	0.0	0.0	0.0	0.0	0.0	0.0
Gas Gathering System	360.0	362.0	400.7	399.3	429.6	0.0	0.0	0.0	0.0	0.0	0.0	0.0	1,951.6
Gas Plant	0.0	0.0	0.0	0.0	0.0	0.0	0.0	0.0	0.0	0.0	0.0	0.0	0.0
Injection Facility	78.1	46.4	55.0	54.4	27.3	0.0	0.0	0.0	0.0	0.0	0.0	0.0	261.2
Meter Station	28,662.6	27,731.5	28,176.0	26,579.9	23,044.5	0.0	0.0	0.0	0.0	0.0	0.0	0.0	134,194.5
Other	0.0	0.0	0.0	0.0	0.0	0.0	0.0	0.0	0.0	0.0	0.0	0.0	0.0
Alberta Commercial	0.0	0.0	0.0	0.0	0.0	0.0	0.0	0.0	0.0	0.0	0.0	0.0	0.0
Alberta Industrial	0.0	0.0	0.0	0.0	0.0	0.0	0.0	0.0	0.0	0.0	0.0	0.0	0.0
Alberta Residential	0.0	0.0	0.0	0.0	0.0	0.0	0.0	0.0	0.0	0.0	0.0	0.0	0.0
Alberta Elec.Generation	0.0	0.0	0.0	0.0	0.0	0.0	0.0	0.0	0.0	0.0	0.0	0.0	0.0
Shrinkage													
Acid Gas	0.0	0.0	0.0	0.0	0.0	0.0	0.0	0.0	0.0	0.0	0.0	0.0	0.0
Other products	406.3	416.6	431.5	360.3	319.8	0.0	0.0	0.0	0.0	0.0	0.0	0.0	1,934.5
Fuel	650.7	577.8	596.0	557.3	537.5	0.0	0.0	0.0	0.0	0.0	0.0	0.0	2,919.3
Flared	0.0	0.0	0.0	0.0	10.6	0.0	0.0	0.0	0.0	0.0	0.0	0.0	10.6
Vented	0.0	0.0	0.0	0.0	0.0	0.0	0.0	0.0	0.0	0.0	0.0	0.0	0.0
Diff and Other	673.5	773.8	981.4	508.3	507.7	0.0	0.0	0.0	0.0	0.0	0.0	0.0	3,444.7
Process and Frac													
Pentanes Plus	380.1	391.3	409.6	355.8	304.2	0.0	0.0	0.0	0.0	0.0	0.0	0.0	1,841.0
Propane	0.0	0.0	0.0	0.0	0.0	0.0	0.0	0.0	0.0	0.0	0.0	0.0	0.0
Butanes	0.0	0.0	0.0	0.0	0.0	0.0	0.0	0.0	0.0	0.0	0.0	0.0	0.0
Ethane	0.0	0.0	0.0	0.0	0.0	0.0	0.0	0.0	0.0	0.0	0.0	0.0	0.0
NGL MIX	1,357.5	1,447.7	1,488.7	1,231.1	1,112.4	0.0	0.0	0.0	0.0	0.0	0.0	0.0	6,637.4
Sulphur	0.0	0.0	0.0	0.0	0.0	0.0	0.0	0.0	0.0	0.0	0.0	0.0	0.0
Sulphur Closing Inv	0.0	0.0	0.0	0.0	0.0	0.0	0.0	0.0	0.0	0.0	0.0	0.0	0.0

Unit of Measurement: Gas and Gas equivalent products: 1000m3, Liquids: m3, Sulphur: MTS

VPR6200

Facility ID ABGP0001990

Facility Name NORMANDVILLE N 3-36-79-23w5

Facility Licence # 16365

Facility Operator OHE9 CNRL

Production Month	202001	202002	202003	202004	202005	202006	202007	202008	202009	202010	202011	202012	Totals
Receipts													
Receipts from Alberta Facilities	2,773.4	2,701.9	2,753.6	2,553.5	2,381.8	0.0	0.0	0.0	0.0	0.0	0.0	0.0	13,164.2
Receipts from Non-Alberta Facilities	0.0	0.0	0.0	0.0	0.0	0.0	0.0	0.0	0.0	0.0	0.0	0.0	0.0
Dispositions													
Disposition													
Battery	144.4	133.1	149.5	135.6	121.2	0.0	0.0	0.0	0.0	0.0	0.0	0.0	683.8
Gas Gathering System	0.0	0.0	0.0	0.0	0.0	0.0	0.0	0.0	0.0	0.0	0.0	0.0	0.0
Gas Plant	0.0	0.0	0.0	0.0	0.0	0.0	0.0	0.0	0.0	0.0	0.0	0.0	0.0
Injection Facility	18.9	14.8	14.4	12.7	12.7	0.0	0.0	0.0	0.0	0.0	0.0	0.0	73.5
Meter Station	2,317.4	2,267.6	2,296.2	2,138.5	2,020.7	0.0	0.0	0.0	0.0	0.0	0.0	0.0	11,040.4
Other	0.0	0.0	0.0	0.0	0.0	0.0	0.0	0.0	0.0	0.0	0.0	0.0	0.0
Alberta Commercial	0.0	0.0	0.0	0.0	0.0	0.0	0.0	0.0	0.0	0.0	0.0	0.0	0.0
Alberta Industrial	0.0	0.0	0.0	0.0	0.0	0.0	0.0	0.0	0.0	0.0	0.0	0.0	0.0
Alberta Residential	0.0	0.0	0.0	0.0	0.0	0.0	0.0	0.0	0.0	0.0	0.0	0.0	0.0
Alberta Elec.Generation	0.0	0.0	0.0	0.0	0.0	0.0	0.0	0.0	0.0	0.0	0.0	0.0	0.0
Shrinkage													
Acid Gas	18.9	0.0	0.0	0.0	0.0	0.0	0.0	0.0	0.0	0.0	0.0	0.0	18.9
Other products	22.5	23.3	22.4	24.1	26.1	0.0	0.0	0.0	0.0	0.0	0.0	0.0	118.4
Fuel	144.6	133.3	149.7	135.8	121.4	0.0	0.0	0.0	0.0	0.0	0.0	0.0	684.8
Flared	0.3	0.1	0.3	0.8	0.6	0.0	0.0	0.0	0.0	0.0	0.0	0.0	2.1
Vented	0.4	0.4	0.4	0.4	0.4	0.0	0.0	0.0	0.0	0.0	0.0	0.0	2.0
Diff and Other	106.0	129.3	120.7	105.6	78.7	0.0	0.0	0.0	0.0	0.0	0.0	0.0	540.3
Process and Frac													
Pentanes Plus	0.0	0.0	0.0	0.0	0.0	0.0	0.0	0.0	0.0	0.0	0.0	0.0	0.0
Propane	0.0	0.0	0.0	0.0	0.0	0.0	0.0	0.0	0.0	0.0	0.0	0.0	0.0
Butanes	0.0	0.0	0.0	0.0	0.0	0.0	0.0	0.0	0.0	0.0	0.0	0.0	0.0
Ethane	0.0	0.0	0.0	0.0	0.0	0.0	0.0	0.0	0.0	0.0	0.0	0.0	0.0
NGL MIX	99.8	104.0	100.9	108.5	117.6	0.0	0.0	0.0	0.0	0.0	0.0	0.0	530.8
Sulphur	0.0	0.0	0.0	0.0	0.0	0.0	0.0	0.0	0.0	0.0	0.0	0.0	0.0
Sulphur Closing Inv	0.0	0.0	0.0	0.0	0.0	0.0	0.0	0.0	0.0	0.0	0.0	0.0	0.0

Unit of Measurement: Gas and Gas equivalent products: 1000m3, Liquids: m3, Sulphur: MTS

VPR6200

Facility ID ABGP0126524

Facility Name LOOKOUT BUTTE 04-13

Facility Licence # 33

Facility Operator A7X9 LOYAL ENERGY

Production Month	202001	202002	202003	202004	202005	202006	202007	202008	202009	202010	202011	202012	Totals
Receipts													
Receipts from Alberta Facilities	3,981.0	3,664.2	3,745.0	3,521.3	3,682.4	0.0	0.0	0.0	0.0	0.0	0.0	0.0	18,593.9
Receipts from Non-Alberta Facilities	0.0	0.0	0.0	0.0	0.0	0.0	0.0	0.0	0.0	0.0	0.0	0.0	0.0
Dispositions													
Disposition													
Battery	0.0	0.0	0.0	0.0	0.0	0.0	0.0	0.0	0.0	0.0	0.0	0.0	0.0
Gas Gathering System	3,981.0	3,664.2	3,745.0	3,521.3	3,682.4	0.0	0.0	0.0	0.0	0.0	0.0	0.0	18,593.9
Gas Plant	0.0	0.0	0.0	0.0	0.0	0.0	0.0	0.0	0.0	0.0	0.0	0.0	0.0
Injection Facility	0.0	0.0	0.0	0.0	0.0	0.0	0.0	0.0	0.0	0.0	0.0	0.0	0.0
Meter Station	0.0	0.0	0.0	0.0	0.0	0.0	0.0	0.0	0.0	0.0	0.0	0.0	0.0
Other	0.0	0.0	0.0	0.0	0.0	0.0	0.0	0.0	0.0	0.0	0.0	0.0	0.0
Alberta Commercial	0.0	0.0	0.0	0.0	0.0	0.0	0.0	0.0	0.0	0.0	0.0	0.0	0.0
Alberta Industrial	0.0	0.0	0.0	0.0	0.0	0.0	0.0	0.0	0.0	0.0	0.0	0.0	0.0
Alberta Residential	0.0	0.0	0.0	0.0	0.0	0.0	0.0	0.0	0.0	0.0	0.0	0.0	0.0
Alberta Elec.Generation	0.0	0.0	0.0	0.0	0.0	0.0	0.0	0.0	0.0	0.0	0.0	0.0	0.0
Shrinkage													
Acid Gas	0.0	0.0	0.0	0.0	0.0	0.0	0.0	0.0	0.0	0.0	0.0	0.0	0.0
Other products	0.0	0.0	0.0	0.0	0.0	0.0	0.0	0.0	0.0	0.0	0.0	0.0	0.0
Fuel	0.0	0.0	0.0	0.0	0.0	0.0	0.0	0.0	0.0	0.0	0.0	0.0	0.0
Flared	0.0	0.0	0.0	0.0	0.0	0.0	0.0	0.0	0.0	0.0	0.0	0.0	0.0
Vented	0.0	0.0	0.0	0.0	0.0	0.0	0.0	0.0	0.0	0.0	0.0	0.0	0.0
Diff and Other	0.0	0.0	0.0	0.0	0.0	0.0	0.0	0.0	0.0	0.0	0.0	0.0	0.0
Process and Frac													
Pentanes Plus	0.0	0.0	0.0	0.0	0.0	0.0	0.0	0.0	0.0	0.0	0.0	0.0	0.0
Propane	0.0	0.0	0.0	0.0	0.0	0.0	0.0	0.0	0.0	0.0	0.0	0.0	0.0
Butanes	0.0	0.0	0.0	0.0	0.0	0.0	0.0	0.0	0.0	0.0	0.0	0.0	0.0
Ethane	0.0	0.0	0.0	0.0	0.0	0.0	0.0	0.0	0.0	0.0	0.0	0.0	0.0
NGL MIX	0.0	0.0	0.0	0.0	0.0	0.0	0.0	0.0	0.0	0.0	0.0	0.0	0.0
Sulphur	0.0	0.0	0.0	0.0	0.0	0.0	0.0	0.0	0.0	0.0	0.0	0.0	0.0
Sulphur Closing Inv	0.0	0.0	0.0	0.0	0.0	0.0	0.0	0.0	0.0	0.0	0.0	0.0	0.0

Unit of Measurement: Gas and Gas equivalent products: 1000m3, Liquids: m3, Sulphur: MTS

VPR6200

Facility ID ABGP0130964
Facility Licence # 23620

Facility Name Kaybob 15-07 Gas Plant
Facility Operator A6HJ

Production Month	202001	202002	202003	202004	202005	202006	202007	202008	202009	202010	202011	202012	Totals
Receipts													
Receipts from Alberta Facilities	129,859.3	123,122.3	128,097.6	114,891.4	114,145.1	0.0	0.0	0.0	0.0	0.0	0.0	0.0	610,115.7
Receipts from Non-Alberta Facilities	0.0	0.0	0.0	0.0	0.0	0.0	0.0	0.0	0.0	0.0	0.0	0.0	0.0
Dispositions													
Disposition													
Battery	0.0	0.0	0.0	0.0	0.0	0.0	0.0	0.0	0.0	0.0	0.0	0.0	0.0
Gas Gathering System	1,109.7	2,095.7	2,903.4	2,696.5	2,772.0	0.0	0.0	0.0	0.0	0.0	0.0	0.0	11,577.3
Gas Plant	0.0	0.0	0.0	0.0	0.0	0.0	0.0	0.0	0.0	0.0	0.0	0.0	0.0
Injection Facility	0.0	0.0	0.0	0.0	0.0	0.0	0.0	0.0	0.0	0.0	0.0	0.0	0.0
Meter Station	115,103.5	108,568.3	112,491.0	101,104.8	100,649.8	0.0	0.0	0.0	0.0	0.0	0.0	0.0	537,917.4
Other	0.0	0.0	0.0	0.0	0.0	0.0	0.0	0.0	0.0	0.0	0.0	0.0	0.0
Alberta Commercial	0.0	0.0	0.0	0.0	0.0	0.0	0.0	0.0	0.0	0.0	0.0	0.0	0.0
Alberta Industrial	0.0	0.0	0.0	0.0	0.0	0.0	0.0	0.0	0.0	0.0	0.0	0.0	0.0
Alberta Residential	0.0	0.0	0.0	0.0	0.0	0.0	0.0	0.0	0.0	0.0	0.0	0.0	0.0
Alberta Elec.Generation	0.0	0.0	0.0	0.0	0.0	0.0	0.0	0.0	0.0	0.0	0.0	0.0	0.0
Shrinkage													
Acid Gas	0.5	0.6	0.2	0.7	0.1	0.0	0.0	0.0	0.0	0.0	0.0	0.0	2.1
Other products	12,826.7	11,205.7	11,087.8	9,877.3	9,641.8	0.0	0.0	0.0	0.0	0.0	0.0	0.0	54,639.3
Fuel	928.4	797.4	844.7	747.0	678.8	0.0	0.0	0.0	0.0	0.0	0.0	0.0	3,996.3
Flared	228.5	187.2	167.3	175.9	223.2	0.0	0.0	0.0	0.0	0.0	0.0	0.0	982.1
Vented	0.0	0.0	0.0	0.0	0.0	0.0	0.0	0.0	0.0	0.0	0.0	0.0	0.0
Diff and Other	-338.0	267.4	603.2	289.2	179.4	0.0	0.0	0.0	0.0	0.0	0.0	0.0	1,001.2
Process and Frac													
Pentanes Plus	44,892.7	38,866.8	38,244.4	34,004.2	32,578.2	0.0	0.0	0.0	0.0	0.0	0.0	0.0	188,586.3
Propane	0.0	0.0	0.0	0.0	0.0	0.0	0.0	0.0	0.0	0.0	0.0	0.0	0.0
Butanes	0.0	0.0	0.0	0.0	0.0	0.0	0.0	0.0	0.0	0.0	0.0	0.0	0.0
Ethane	0.0	0.0	0.0	0.0	0.0	0.0	0.0	0.0	0.0	0.0	0.0	0.0	0.0
NGL MIX	14,069.4	12,551.8	12,584.3	11,271.1	11,526.5	0.0	0.0	0.0	0.0	0.0	0.0	0.0	62,003.1
Sulphur	0.0	0.0	0.0	0.0	0.0	0.0	0.0	0.0	0.0	0.0	0.0	0.0	0.0
Sulphur Closing Inv	0.0	0.0	0.0	0.0	0.0	0.0	0.0	0.0	0.0	0.0	0.0	0.0	0.0

Unit of Measurement: Gas and Gas equivalent products: 1000m3, Liquids: m3, Sulphur: MTS

VPR6200

Facility ID ABGP0135330

Facility Name Exshaw 03-10-077-07w6 Gas Plant

Facility Licence # 47427

Facility Operator A573 TOURMALINE

Production Month	202001	202002	202003	202004	202005	202006	202007	202008	202009	202010	202011	202012	Totals
Receipts													
Receipts from Alberta Facilities	46,611.6	39,666.9	41,564.2	41,707.6	45,165.9	0.0	0.0	0.0	0.0	0.0	0.0	0.0	214,716.2
Receipts from Non-Alberta Facilities	0.0	0.0	0.0	0.0	0.0	0.0	0.0	0.0	0.0	0.0	0.0	0.0	0.0
Dispositions													
Disposition													
Battery	1,608.1	1,460.0	1,552.6	1,434.6	1,435.0	0.0	0.0	0.0	0.0	0.0	0.0	0.0	7,490.3
Gas Gathering System	421.5	404.0	372.8	358.4	357.4	0.0	0.0	0.0	0.0	0.0	0.0	0.0	1,914.1
Gas Plant	0.0	0.0	0.0	0.0	0.0	0.0	0.0	0.0	0.0	0.0	0.0	0.0	0.0
Injection Facility	1,609.8	1,351.8	1,473.9	1,462.0	1,544.5	0.0	0.0	0.0	0.0	0.0	0.0	0.0	7,442.0
Meter Station	38,156.9	31,843.1	33,492.5	34,852.5	38,368.1	0.0	0.0	0.0	0.0	0.0	0.0	0.0	176,713.1
Other	87.6	74.4	112.1	66.5	45.7	0.0	0.0	0.0	0.0	0.0	0.0	0.0	386.3
Alberta Commercial	0.0	0.0	0.0	0.0	0.0	0.0	0.0	0.0	0.0	0.0	0.0	0.0	0.0
Alberta Industrial	0.0	0.0	0.0	0.0	0.0	0.0	0.0	0.0	0.0	0.0	0.0	0.0	0.0
Alberta Residential	0.0	8.5	56.8	0.0	0.0	0.0	0.0	0.0	0.0	0.0	0.0	0.0	65.3
Alberta Elec.Generation	915.3	1,082.5	1,245.9	460.4	270.0	0.0	0.0	0.0	0.0	0.0	0.0	0.0	3,974.1
Shrinkage													
Acid Gas	0.0	0.0	0.0	0.0	0.0	0.0	0.0	0.0	0.0	0.0	0.0	0.0	0.0
Other products	2,051.9	1,749.3	1,832.6	1,983.0	2,148.9	0.0	0.0	0.0	0.0	0.0	0.0	0.0	9,765.7
Fuel	1,884.9	1,657.2	1,816.5	1,749.8	1,754.8	0.0	0.0	0.0	0.0	0.0	0.0	0.0	8,863.2
Flared	41.2	58.7	52.8	43.2	35.7	0.0	0.0	0.0	0.0	0.0	0.0	0.0	231.6
Vented	0.0	0.0	0.0	0.0	0.0	0.0	0.0	0.0	0.0	0.0	0.0	0.0	0.0
Diff and Other	-165.6	-22.6	-444.3	-702.8	-794.2	0.0	0.0	0.0	0.0	0.0	0.0	0.0	-2,129.5
Process and Frac													
Pentanes Plus	1,698.9	1,531.5	1,649.7	1,725.5	2,070.6	0.0	0.0	0.0	0.0	0.0	0.0	0.0	8,676.2
Propane	0.0	0.0	0.0	0.0	0.0	0.0	0.0	0.0	0.0	0.0	0.0	0.0	0.0
Butanes	0.0	0.0	0.0	0.0	0.0	0.0	0.0	0.0	0.0	0.0	0.0	0.0	0.0
Ethane	0.0	0.0	0.0	0.0	0.0	0.0	0.0	0.0	0.0	0.0	0.0	0.0	0.0
NGL MIX	6,802.5	5,694.6	5,942.9	6,434.1	6,800.8	0.0	0.0	0.0	0.0	0.0	0.0	0.0	31,674.9
Sulphur	0.0	0.0	0.0	0.0	0.0	0.0	0.0	0.0	0.0	0.0	0.0	0.0	0.0
Sulphur Closing Inv	0.0	0.0	0.0	0.0	0.0	0.0	0.0	0.0	0.0	0.0	0.0	0.0	0.0

Unit of Measurement: Gas and Gas equivalent products: 1000m3, Liquids: m3, Sulphur: MTS

VPR6200

Facility ID ABGP0001114

Facility Name CAMPUS BANTRY

Facility Licence # 2187

Facility Operator A81C 2133151 Alberta

Production Month	202001	202002	202003	202004	202005	202006	202007	202008	202009	202010	202011	202012	Totals
Receipts													
Receipts from Alberta Facilities	9,161.4	8,810.2	8,906.6	7,034.5	7,113.6	0.0	0.0	0.0	0.0	0.0	0.0	0.0	41,026.3
Receipts from Non-Alberta Facilities	0.0	0.0	0.0	0.0	0.0	0.0	0.0	0.0	0.0	0.0	0.0	0.0	0.0
Dispositions													
Disposition													
Battery	147.1	133.2	146.0	137.4	129.8	0.0	0.0	0.0	0.0	0.0	0.0	0.0	693.5
Gas Gathering System	0.0	0.0	0.0	0.0	0.0	0.0	0.0	0.0	0.0	0.0	0.0	0.0	0.0
Gas Plant	0.0	0.0	0.0	0.0	0.0	0.0	0.0	0.0	0.0	0.0	0.0	0.0	0.0
Injection Facility	653.9	576.0	537.9	715.0	466.5	0.0	0.0	0.0	0.0	0.0	0.0	0.0	2,949.3
Meter Station	7,578.7	7,501.8	7,354.0	5,724.8	5,896.7	0.0	0.0	0.0	0.0	0.0	0.0	0.0	34,056.0
Other	0.0	0.0	0.0	0.0	0.0	0.0	0.0	0.0	0.0	0.0	0.0	0.0	0.0
Alberta Commercial	0.0	0.0	0.0	0.0	0.0	0.0	0.0	0.0	0.0	0.0	0.0	0.0	0.0
Alberta Industrial	0.0	0.0	0.0	0.0	0.0	0.0	0.0	0.0	0.0	0.0	0.0	0.0	0.0
Alberta Residential	0.0	0.0	0.0	0.0	0.0	0.0	0.0	0.0	0.0	0.0	0.0	0.0	0.0
Alberta Elec.Generation	250.0	84.0	257.1	69.5	159.8	0.0	0.0	0.0	0.0	0.0	0.0	0.0	820.4
Shrinkage													
Acid Gas	0.0	0.0	0.0	0.0	0.0	0.0	0.0	0.0	0.0	0.0	0.0	0.0	0.0
Other products	173.1	153.4	173.7	151.2	121.3	0.0	0.0	0.0	0.0	0.0	0.0	0.0	772.7
Fuel	543.7	472.1	478.9	440.3	379.0	0.0	0.0	0.0	0.0	0.0	0.0	0.0	2,314.0
Flared	61.9	88.8	27.5	42.5	66.1	0.0	0.0	0.0	0.0	0.0	0.0	0.0	286.8
Vented	0.0	0.0	0.0	0.0	0.0	0.0	0.0	0.0	0.0	0.0	0.0	0.0	0.0
Diff and Other	-247.0	-199.1	-68.5	-246.2	-105.6	0.0	0.0	0.0	0.0	0.0	0.0	0.0	-866.4
Process and Frac													
Pentanes Plus	491.0	444.8	511.4	401.7	387.7	0.0	0.0	0.0	0.0	0.0	0.0	0.0	2,236.6
Propane	80.5	58.4	81.7	81.3	56.3	0.0	0.0	0.0	0.0	0.0	0.0	0.0	358.2
Butanes	209.0	191.7	192.6	193.8	109.0	0.0	0.0	0.0	0.0	0.0	0.0	0.0	896.1
Ethane	0.0	0.0	0.0	0.0	0.0	0.0	0.0	0.0	0.0	0.0	0.0	0.0	0.0
NGL MIX	0.0	0.0	0.0	0.0	0.0	0.0	0.0	0.0	0.0	0.0	0.0	0.0	0.0
Sulphur	0.0	0.0	0.0	0.0	0.0	0.0	0.0	0.0	0.0	0.0	0.0	0.0	0.0
Sulphur Closing Inv	0.0	0.0	0.0	0.0	0.0	0.0	0.0	0.0	0.0	0.0	0.0	0.0	0.0

Unit of Measurement: Gas and Gas equivalent products: 1000m3, Liquids: m3, Sulphur: MTS

VPR6200

Facility ID ABGP0001132

Facility Name MARTEN HILLS 12-18-076-25W4

Facility Licence # 15795

Facility Operator OHE9 CNRL

Production Month	202001	202002	202003	202004	202005	202006	202007	202008	202009	202010	202011	202012	Totals
Receipts													
Receipts from Alberta Facilities	7,375.3	6,637.7	6,688.8	6,565.7	7,455.1	0.0	0.0	0.0	0.0	0.0	0.0	0.0	34,722.6
Receipts from Non-Alberta Facilities	0.0	0.0	0.0	0.0	0.0	0.0	0.0	0.0	0.0	0.0	0.0	0.0	0.0
Dispositions													
Disposition													
Battery	0.0	0.0	0.0	0.0	0.0	0.0	0.0	0.0	0.0	0.0	0.0	0.0	0.0
Gas Gathering System	0.0	0.0	0.0	0.0	0.0	0.0	0.0	0.0	0.0	0.0	0.0	0.0	0.0
Gas Plant	0.0	0.0	0.0	0.0	0.0	0.0	0.0	0.0	0.0	0.0	0.0	0.0	0.0
Injection Facility	0.0	0.0	0.0	0.0	0.0	0.0	0.0	0.0	0.0	0.0	0.0	0.0	0.0
Meter Station	5,964.8	6,297.0	6,057.0	5,929.5	6,440.2	0.0	0.0	0.0	0.0	0.0	0.0	0.0	30,688.5
Other	0.0	0.0	0.0	0.0	0.0	0.0	0.0	0.0	0.0	0.0	0.0	0.0	0.0
Alberta Commercial	0.0	0.0	0.0	0.0	0.0	0.0	0.0	0.0	0.0	0.0	0.0	0.0	0.0
Alberta Industrial	0.0	0.0	0.0	0.0	0.0	0.0	0.0	0.0	0.0	0.0	0.0	0.0	0.0
Alberta Residential	0.0	0.0	0.0	0.0	0.0	0.0	0.0	0.0	0.0	0.0	0.0	0.0	0.0
Alberta Elec.Generation	0.0	0.0	0.0	0.0	0.0	0.0	0.0	0.0	0.0	0.0	0.0	0.0	0.0
Shrinkage													
Acid Gas	0.0	0.0	0.0	0.0	0.0	0.0	0.0	0.0	0.0	0.0	0.0	0.0	0.0
Other products	0.0	0.0	0.0	0.0	0.0	0.0	0.0	0.0	0.0	0.0	0.0	0.0	0.0
Fuel	1,024.3	885.7	927.6	861.4	852.3	0.0	0.0	0.0	0.0	0.0	0.0	0.0	4,551.3
Flared	0.0	0.0	0.0	0.0	185.4	0.0	0.0	0.0	0.0	0.0	0.0	0.0	185.4
Vented	0.0	0.0	1.8	1.7	1.8	0.0	0.0	0.0	0.0	0.0	0.0	0.0	5.3
Diff and Other	386.2	-545.0	-297.6	-226.9	-24.6	0.0	0.0	0.0	0.0	0.0	0.0	0.0	-707.9
Process and Frac													
Pentanes Plus	0.0	0.0	0.0	0.0	0.0	0.0	0.0	0.0	0.0	0.0	0.0	0.0	0.0
Propane	0.0	0.0	0.0	0.0	0.0	0.0	0.0	0.0	0.0	0.0	0.0	0.0	0.0
Butanes	0.0	0.0	0.0	0.0	0.0	0.0	0.0	0.0	0.0	0.0	0.0	0.0	0.0
Ethane	0.0	0.0	0.0	0.0	0.0	0.0	0.0	0.0	0.0	0.0	0.0	0.0	0.0
NGL MIX	0.0	0.0	0.0	0.0	0.0	0.0	0.0	0.0	0.0	0.0	0.0	0.0	0.0
Sulphur	0.0	0.0	0.0	0.0	0.0	0.0	0.0	0.0	0.0	0.0	0.0	0.0	0.0
Sulphur Closing Inv	0.0	0.0	0.0	0.0	0.0	0.0	0.0	0.0	0.0	0.0	0.0	0.0	0.0

Unit of Measurement: Gas and Gas equivalent products: 1000m3, Liquids: m3, Sulphur: MTS

VPR6200

Facility ID ABGP0001191

Facility Name VISTA MIDSTREAM TURIN

Facility Licence # 911

Facility Operator A81C 2133151 Alberta

Production Month	202001	202002	202003	202004	202005	202006	202007	202008	202009	202010	202011	202012	Totals
Receipts													
Receipts from Alberta Facilities	6,889.3	6,761.2	6,944.4	6,343.1	5,536.6	0.0	0.0	0.0	0.0	0.0	0.0	0.0	32,474.6
Receipts from Non-Alberta Facilities	0.0	0.0	0.0	0.0	0.0	0.0	0.0	0.0	0.0	0.0	0.0	0.0	0.0
Dispositions													
Disposition													
Battery	0.0	0.0	0.0	0.0	0.0	0.0	0.0	0.0	0.0	0.0	0.0	0.0	0.0
Gas Gathering System	0.0	0.0	0.0	0.0	0.0	0.0	0.0	0.0	0.0	0.0	0.0	0.0	0.0
Gas Plant	0.0	0.0	0.0	0.0	0.0	0.0	0.0	0.0	0.0	0.0	0.0	0.0	0.0
Injection Facility	718.5	687.1	705.8	581.3	491.2	0.0	0.0	0.0	0.0	0.0	0.0	0.0	3,183.9
Meter Station	5,451.7	5,354.9	5,473.3	5,111.6	4,757.3	0.0	0.0	0.0	0.0	0.0	0.0	0.0	26,148.8
Other	0.0	0.0	0.0	0.0	0.0	0.0	0.0	0.0	0.0	0.0	0.0	0.0	0.0
Alberta Commercial	0.0	0.0	0.0	0.0	0.0	0.0	0.0	0.0	0.0	0.0	0.0	0.0	0.0
Alberta Industrial	0.0	0.0	0.0	0.0	0.0	0.0	0.0	0.0	0.0	0.0	0.0	0.0	0.0
Alberta Residential	0.0	0.0	0.0	0.0	0.0	0.0	0.0	0.0	0.0	0.0	0.0	0.0	0.0
Alberta Elec.Generation	0.0	0.0	0.0	0.0	0.0	0.0	0.0	0.0	0.0	0.0	0.0	0.0	0.0
Shrinkage													
Acid Gas	0.0	0.0	0.0	0.0	0.0	0.0	0.0	0.0	0.0	0.0	0.0	0.0	0.0
Other products	119.7	119.9	115.4	99.3	93.8	0.0	0.0	0.0	0.0	0.0	0.0	0.0	548.1
Fuel	639.4	575.2	593.4	531.3	434.5	0.0	0.0	0.0	0.0	0.0	0.0	0.0	2,773.8
Flared	14.3	0.4	1.4	5.7	12.8	0.0	0.0	0.0	0.0	0.0	0.0	0.0	34.6
Vented	0.1	0.3	0.0	0.0	0.1	0.0	0.0	0.0	0.0	0.0	0.0	0.0	0.5
Diff and Other	-54.4	23.4	55.1	13.9	-253.1	0.0	0.0	0.0	0.0	0.0	0.0	0.0	-215.1
Process and Frac													
Pentanes Plus	130.1	124.0	98.9	83.7	27.5	0.0	0.0	0.0	0.0	0.0	0.0	0.0	464.2
Propane	0.0	0.0	0.0	0.0	0.0	0.0	0.0	0.0	0.0	0.0	0.0	0.0	0.0
Butanes	0.0	0.0	0.0	0.0	0.0	0.0	0.0	0.0	0.0	0.0	0.0	0.0	0.0
Ethane	0.0	0.0	0.0	0.0	0.0	0.0	0.0	0.0	0.0	0.0	0.0	0.0	0.0
NGL MIX	395.0	402.3	406.9	350.1	374.4	0.0	0.0	0.0	0.0	0.0	0.0	0.0	1,928.7
Sulphur	0.0	0.0	0.0	0.0	0.0	0.0	0.0	0.0	0.0	0.0	0.0	0.0	0.0
Sulphur Closing Inv	0.0	0.0	0.0	0.0	0.0	0.0	0.0	0.0	0.0	0.0	0.0	0.0	0.0

Unit of Measurement: Gas and Gas equivalent products: 1000m3, Liquids: m3, Sulphur: MTS

VPR6200

Facility ID ABGP0001319
Facility Licence # 13717

Facility Name D Energy Abee 1-32-61-22W4
Facility Operator A68P

Production Month	202001	202002	202003	202004	202005	202006	202007	202008	202009	202010	202011	202012	Totals
Receipts													
Receipts from Alberta Facilities	0.0	0.0	0.0	0.0	0.0	0.0	0.0	0.0	0.0	0.0	0.0	0.0	0.0
Receipts from Non-Alberta Facilities	0.0	0.0	0.0	0.0	0.0	0.0	0.0	0.0	0.0	0.0	0.0	0.0	0.0
Dispositions													
Disposition													
Battery	0.0	0.0	0.0	0.0	0.0	0.0	0.0	0.0	0.0	0.0	0.0	0.0	0.0
Gas Gathering System	0.0	0.0	0.0	0.0	0.0	0.0	0.0	0.0	0.0	0.0	0.0	0.0	0.0
Gas Plant	0.0	0.0	0.0	0.0	0.0	0.0	0.0	0.0	0.0	0.0	0.0	0.0	0.0
Injection Facility	0.0	0.0	0.0	0.0	0.0	0.0	0.0	0.0	0.0	0.0	0.0	0.0	0.0
Meter Station	0.0	0.0	0.0	0.0	0.0	0.0	0.0	0.0	0.0	0.0	0.0	0.0	0.0
Other	0.0	0.0	0.0	0.0	0.0	0.0	0.0	0.0	0.0	0.0	0.0	0.0	0.0
Alberta Commercial	0.0	0.0	0.0	0.0	0.0	0.0	0.0	0.0	0.0	0.0	0.0	0.0	0.0
Alberta Industrial	0.0	0.0	0.0	0.0	0.0	0.0	0.0	0.0	0.0	0.0	0.0	0.0	0.0
Alberta Residential	0.0	0.0	0.0	0.0	0.0	0.0	0.0	0.0	0.0	0.0	0.0	0.0	0.0
Alberta Elec.Generation	0.0	0.0	0.0	0.0	0.0	0.0	0.0	0.0	0.0	0.0	0.0	0.0	0.0
Shrinkage													
Acid Gas	0.0	0.0	0.0	0.0	0.0	0.0	0.0	0.0	0.0	0.0	0.0	0.0	0.0
Other products	0.0	0.0	0.0	0.0	0.0	0.0	0.0	0.0	0.0	0.0	0.0	0.0	0.0
Fuel	0.0	0.0	0.0	0.0	0.0	0.0	0.0	0.0	0.0	0.0	0.0	0.0	0.0
Flared	0.0	0.0	0.0	0.0	0.0	0.0	0.0	0.0	0.0	0.0	0.0	0.0	0.0
Vented	0.0	0.0	0.0	0.0	0.0	0.0	0.0	0.0	0.0	0.0	0.0	0.0	0.0
Diff and Other	0.0	0.0	0.0	0.0	0.0	0.0	0.0	0.0	0.0	0.0	0.0	0.0	0.0
Process and Frac													
Pentanes Plus	0.0	0.0	0.0	0.0	0.0	0.0	0.0	0.0	0.0	0.0	0.0	0.0	0.0
Propane	0.0	0.0	0.0	0.0	0.0	0.0	0.0	0.0	0.0	0.0	0.0	0.0	0.0
Butanes	0.0	0.0	0.0	0.0	0.0	0.0	0.0	0.0	0.0	0.0	0.0	0.0	0.0
Ethane	0.0	0.0	0.0	0.0	0.0	0.0	0.0	0.0	0.0	0.0	0.0	0.0	0.0
NGL MIX	0.0	0.0	0.0	0.0	0.0	0.0	0.0	0.0	0.0	0.0	0.0	0.0	0.0
Sulphur	0.0	0.0	0.0	0.0	0.0	0.0	0.0	0.0	0.0	0.0	0.0	0.0	0.0
Sulphur Closing Inv	0.0	0.0	0.0	0.0	0.0	0.0	0.0	0.0	0.0	0.0	0.0	0.0	0.0

Unit of Measurement: Gas and Gas equivalent products: 1000m3, Liquids: m3, Sulphur: MTS

VPR6200

Facility ID ABGP0001684
Facility Licence # 7087

Facility Name APACHE PROVOST
Facility Operator A7WF BATTLE RIVER

Production Month	202001	202002	202003	202004	202005	202006	202007	202008	202009	202010	202011	202012	Totals
Receipts													
Receipts from Alberta Facilities	448.2	466.5	475.3	292.4	139.7	0.0	0.0	0.0	0.0	0.0	0.0	0.0	1,822.1
Receipts from Non-Alberta Facilities	0.0	0.0	0.0	0.0	0.0	0.0	0.0	0.0	0.0	0.0	0.0	0.0	0.0
Dispositions													
Disposition													
Battery	31.4	90.3	88.4	0.0	0.0	0.0	0.0	0.0	0.0	0.0	0.0	0.0	210.1
Gas Gathering System	227.3	219.9	198.9	126.5	80.6	0.0	0.0	0.0	0.0	0.0	0.0	0.0	853.2
Gas Plant	0.0	0.0	0.0	0.0	0.0	0.0	0.0	0.0	0.0	0.0	0.0	0.0	0.0
Injection Facility	0.0	0.0	0.0	0.0	0.0	0.0	0.0	0.0	0.0	0.0	0.0	0.0	0.0
Meter Station	0.0	0.0	0.0	0.0	0.0	0.0	0.0	0.0	0.0	0.0	0.0	0.0	0.0
Other	0.0	0.0	0.0	0.0	0.0	0.0	0.0	0.0	0.0	0.0	0.0	0.0	0.0
Alberta Commercial	0.0	0.0	0.0	0.0	0.0	0.0	0.0	0.0	0.0	0.0	0.0	0.0	0.0
Alberta Industrial	0.0	0.0	0.0	0.0	0.0	0.0	0.0	0.0	0.0	0.0	0.0	0.0	0.0
Alberta Residential	0.0	0.0	0.0	0.0	0.0	0.0	0.0	0.0	0.0	0.0	0.0	0.0	0.0
Alberta Elec.Generation	0.0	0.0	0.0	0.0	0.0	0.0	0.0	0.0	0.0	0.0	0.0	0.0	0.0
Shrinkage													
Acid Gas	60.2	60.7	64.4	50.0	0.0	0.0	0.0	0.0	0.0	0.0	0.0	0.0	235.3
Other products	0.0	0.0	0.0	0.0	0.0	0.0	0.0	0.0	0.0	0.0	0.0	0.0	0.0
Fuel	122.9	115.5	141.1	117.7	49.1	0.0	0.0	0.0	0.0	0.0	0.0	0.0	546.3
Flared	0.0	0.2	2.2	7.6	10.0	0.0	0.0	0.0	0.0	0.0	0.0	0.0	20.0
Vented	0.0	0.0	0.0	0.0	0.0	0.0	0.0	0.0	0.0	0.0	0.0	0.0	0.0
Diff and Other	6.4	-20.1	-19.7	-9.4	0.0	0.0	0.0	0.0	0.0	0.0	0.0	0.0	-42.8
Process and Frac													
Pentanes Plus	0.0	0.0	0.0	0.0	0.0	0.0	0.0	0.0	0.0	0.0	0.0	0.0	0.0
Propane	0.0	0.0	0.0	0.0	0.0	0.0	0.0	0.0	0.0	0.0	0.0	0.0	0.0
Butanes	0.0	0.0	0.0	0.0	0.0	0.0	0.0	0.0	0.0	0.0	0.0	0.0	0.0
Ethane	0.0	0.0	0.0	0.0	0.0	0.0	0.0	0.0	0.0	0.0	0.0	0.0	0.0
NGL MIX	0.0	0.0	0.0	0.0	0.0	0.0	0.0	0.0	0.0	0.0	0.0	0.0	0.0
Sulphur	0.0	0.0	0.0	0.0	0.0	0.0	0.0	0.0	0.0	0.0	0.0	0.0	0.0
Sulphur Closing Inv	0.0	0.0	0.0	0.0	0.0	0.0	0.0	0.0	0.0	0.0	0.0	0.0	0.0

Unit of Measurement: Gas and Gas equivalent products: 1000m3, Liquids: m3, Sulphur: MTS

VPR6200

Facility ID ABGP0001855

Facility Name SEAL 09-15-084-14W5 GAS PLANT

Facility Licence # 16981

Facility Operator A74Y TIDEWATER

Production Month	202001	202002	202003	202004	202005	202006	202007	202008	202009	202010	202011	202012	Totals
Receipts													
Receipts from Alberta Facilities	3,625.6	5,843.5	5,509.5	1,907.9	196.0	0.0	0.0	0.0	0.0	0.0	0.0	0.0	17,082.5
Receipts from Non-Alberta Facilities	0.0	0.0	0.0	0.0	0.0	0.0	0.0	0.0	0.0	0.0	0.0	0.0	0.0
Dispositions													
Disposition Battery	14.4	14.4	28.1	29.7	12.3	0.0	0.0	0.0	0.0	0.0	0.0	0.0	98.9
Gas Gathering System	0.0	0.0	0.0	0.0	0.0	0.0	0.0	0.0	0.0	0.0	0.0	0.0	0.0
Gas Plant	0.0	0.0	0.0	0.0	0.0	0.0	0.0	0.0	0.0	0.0	0.0	0.0	0.0
Injection Facility	0.0	0.0	0.0	0.0	0.0	0.0	0.0	0.0	0.0	0.0	0.0	0.0	0.0
Meter Station	3,121.0	5,548.6	5,359.4	1,484.4	39.3	0.0	0.0	0.0	0.0	0.0	0.0	0.0	15,552.7
Other	0.0	0.0	0.0	0.0	0.0	0.0	0.0	0.0	0.0	0.0	0.0	0.0	0.0
Alberta Commercial	0.0	0.0	0.0	0.0	0.0	0.0	0.0	0.0	0.0	0.0	0.0	0.0	0.0
Alberta Industrial	0.0	0.0	0.0	0.0	0.0	0.0	0.0	0.0	0.0	0.0	0.0	0.0	0.0
Alberta Residential	0.0	0.0	0.0	0.0	0.0	0.0	0.0	0.0	0.0	0.0	0.0	0.0	0.0
Alberta Elec.Generation	0.0	0.0	0.0	0.0	0.0	0.0	0.0	0.0	0.0	0.0	0.0	0.0	0.0
Shrinkage Acid Gas	0.0	0.0	0.0	0.0	0.0	0.0	0.0	0.0	0.0	0.0	0.0	0.0	0.0
Other products	11.4	28.8	29.2	0.0	0.0	0.0	0.0	0.0	0.0	0.0	0.0	0.0	69.4
Fuel	289.6	399.4	395.7	296.8	144.4	0.0	0.0	0.0	0.0	0.0	0.0	0.0	1,525.9
Flared	363.0	426.1	450.1	76.1	0.0	0.0	0.0	0.0	0.0	0.0	0.0	0.0	1,315.3
Vented	0.0	0.0	0.0	0.0	0.0	0.0	0.0	0.0	0.0	0.0	0.0	0.0	0.0
Diff and Other	-173.8	-573.8	-753.0	20.9	0.0	0.0	0.0	0.0	0.0	0.0	0.0	0.0	-1,479.7
Process and Frac													
Pentanes Plus	0.0	0.0	0.0	0.0	0.1	0.0	0.0	0.0	0.0	0.0	0.0	0.0	0.1
Propane	0.0	0.0	0.0	0.0	0.0	0.0	0.0	0.0	0.0	0.0	0.0	0.0	0.0
Butanes	0.0	0.0	0.0	0.0	0.0	0.0	0.0	0.0	0.0	0.0	0.0	0.0	0.0
Ethane	0.0	0.0	0.0	0.0	0.0	0.0	0.0	0.0	0.0	0.0	0.0	0.0	0.0
NGL MIX	51.7	133.8	136.3	0.0	0.0	0.0	0.0	0.0	0.0	0.0	0.0	0.0	321.8
Sulphur	0.0	0.0	0.0	0.0	0.0	0.0	0.0	0.0	0.0	0.0	0.0	0.0	0.0
Sulphur Closing Inv	0.0	0.0	0.0	0.0	0.0	0.0	0.0	0.0	0.0	0.0	0.0	0.0	0.0

Unit of Measurement: Gas and Gas equivalent products: 1000m3, Liquids: m3, Sulphur: MTS

VPR6200

Facility ID ABGP0001897
Facility Licence # 17498

Facility Name GOODFISH 3-32-91-8w5
Facility Operator OHE9 CNRL

Production Month	202001	202002	202003	202004	202005	202006	202007	202008	202009	202010	202011	202012	Totals
Receipts													
Receipts from Alberta Facilities	3,438.4	3,406.7	3,535.9	3,585.0	3,571.3	0.0	0.0	0.0	0.0	0.0	0.0	0.0	17,537.3
Receipts from Non-Alberta Facilities	0.0	0.0	0.0	0.0	0.0	0.0	0.0	0.0	0.0	0.0	0.0	0.0	0.0
Dispositions													
Disposition													
Battery	0.0	0.0	0.0	0.0	0.0	0.0	0.0	0.0	0.0	0.0	0.0	0.0	0.0
Gas Gathering System	0.0	0.0	0.0	0.0	0.0	0.0	0.0	0.0	0.0	0.0	0.0	0.0	0.0
Gas Plant	0.0	0.0	0.0	0.0	0.0	0.0	0.0	0.0	0.0	0.0	0.0	0.0	0.0
Injection Facility	0.0	0.0	0.0	0.0	0.0	0.0	0.0	0.0	0.0	0.0	0.0	0.0	0.0
Meter Station	2,707.0	2,729.9	2,852.5	2,909.2	2,925.3	0.0	0.0	0.0	0.0	0.0	0.0	0.0	14,123.9
Other	0.0	0.0	0.0	0.0	0.0	0.0	0.0	0.0	0.0	0.0	0.0	0.0	0.0
Alberta Commercial	0.0	0.0	0.0	0.0	0.0	0.0	0.0	0.0	0.0	0.0	0.0	0.0	0.0
Alberta Industrial	0.0	0.0	0.0	0.0	0.0	0.0	0.0	0.0	0.0	0.0	0.0	0.0	0.0
Alberta Residential	0.0	0.0	0.0	0.0	0.0	0.0	0.0	0.0	0.0	0.0	0.0	0.0	0.0
Alberta Elec.Generation	0.0	0.0	0.0	0.0	0.0	0.0	0.0	0.0	0.0	0.0	0.0	0.0	0.0
Shrinkage													
Acid Gas	0.0	0.0	0.0	0.0	0.0	0.0	0.0	0.0	0.0	0.0	0.0	0.0	0.0
Other products	0.0	0.0	0.0	0.0	0.0	0.0	0.0	0.0	0.0	0.0	0.0	0.0	0.0
Fuel	506.1	478.7	506.3	501.1	498.5	0.0	0.0	0.0	0.0	0.0	0.0	0.0	2,490.7
Flared	146.4	132.6	137.8	139.9	149.0	0.0	0.0	0.0	0.0	0.0	0.0	0.0	705.7
Vented	8.0	7.5	8.0	7.8	8.0	0.0	0.0	0.0	0.0	0.0	0.0	0.0	39.3
Diff and Other	70.9	58.0	31.3	27.0	-9.5	0.0	0.0	0.0	0.0	0.0	0.0	0.0	177.7
Process and Frac													
Pentanes Plus	0.0	0.0	0.0	0.0	0.0	0.0	0.0	0.0	0.0	0.0	0.0	0.0	0.0
Propane	0.0	0.0	0.0	0.0	0.0	0.0	0.0	0.0	0.0	0.0	0.0	0.0	0.0
Butanes	0.0	0.0	0.0	0.0	0.0	0.0	0.0	0.0	0.0	0.0	0.0	0.0	0.0
Ethane	0.0	0.0	0.0	0.0	0.0	0.0	0.0	0.0	0.0	0.0	0.0	0.0	0.0
NGL MIX	0.0	0.0	0.0	0.0	0.0	0.0	0.0	0.0	0.0	0.0	0.0	0.0	0.0
Sulphur	0.0	0.0	0.0	0.0	0.0	0.0	0.0	0.0	0.0	0.0	0.0	0.0	0.0
Sulphur Closing Inv	0.0	0.0	0.0	0.0	0.0	0.0	0.0	0.0	0.0	0.0	0.0	0.0	0.0

Unit of Measurement: Gas and Gas equivalent products: 1000m3, Liquids: m3, Sulphur: MTS

VPR6200

Facility ID ABGP0106663

Facility Name BIRCHCLIFF POUCE COUPE 3-22-78-12

Facility Licence # 40702

Facility Operator A12R BIR

Production Month	202001	202002	202003	202004	202005	202006	202007	202008	202009	202010	202011	202012	Totals
Receipts													
Receipts from Alberta Facilities	233,524.5	204,235.4	220,344.8	191,512.6	220,180.9	0.0	0.0	0.0	0.0	0.0	0.0	0.0	1,069,798.2
Receipts from Non-Alberta Facilities	0.0	0.0	0.0	0.0	0.0	0.0	0.0	0.0	0.0	0.0	0.0	0.0	0.0
Dispositions													
Disposition													
Battery	297.5	255.8	288.2	252.2	438.0	0.0	0.0	0.0	0.0	0.0	0.0	0.0	1,531.7
Gas Gathering System	353.1	337.0	344.6	380.2	2,665.8	0.0	0.0	0.0	0.0	0.0	0.0	0.0	4,080.7
Gas Plant	0.0	0.0	0.0	0.0	0.0	0.0	0.0	0.0	0.0	0.0	0.0	0.0	0.0
Injection Facility	1,095.9	994.5	1,005.6	918.8	1,033.9	0.0	0.0	0.0	0.0	0.0	0.0	0.0	5,048.7
Meter Station	223,013.6	195,162.1	210,762.1	183,266.8	207,130.1	0.0	0.0	0.0	0.0	0.0	0.0	0.0	1,019,334.7
Other	0.0	0.0	0.0	0.0	0.0	0.0	0.0	0.0	0.0	0.0	0.0	0.0	0.0
Alberta Commercial	0.0	0.0	0.0	0.0	0.0	0.0	0.0	0.0	0.0	0.0	0.0	0.0	0.0
Alberta Industrial	0.0	0.0	0.0	0.0	0.0	0.0	0.0	0.0	0.0	0.0	0.0	0.0	0.0
Alberta Residential	0.0	0.0	0.0	0.0	0.0	0.0	0.0	0.0	0.0	0.0	0.0	0.0	0.0
Alberta Elec.Generation	0.0	0.0	0.0	0.0	0.0	0.0	0.0	0.0	0.0	0.0	0.0	0.0	0.0
Shrinkage													
Acid Gas	0.0	0.0	0.0	0.0	0.0	0.0	0.0	0.0	0.0	0.0	0.0	0.0	0.0
Other products	4,205.2	3,487.4	3,860.3	3,441.8	4,177.4	0.0	0.0	0.0	0.0	0.0	0.0	0.0	19,172.1
Fuel	5,900.4	5,296.6	5,595.6	4,907.1	5,259.8	0.0	0.0	0.0	0.0	0.0	0.0	0.0	26,959.5
Flared	9.4	25.4	18.2	40.6	31.9	0.0	0.0	0.0	0.0	0.0	0.0	0.0	125.5
Vented	0.0	0.0	0.0	0.0	0.0	0.0	0.0	0.0	0.0	0.0	0.0	0.0	0.0
Diff and Other	-1,350.6	-1,323.4	-1,529.8	-1,694.9	-556.0	0.0	0.0	0.0	0.0	0.0	0.0	0.0	-6,454.7
Process and Frac													
Pentanes Plus	10,772.0	9,031.1	9,602.6	10,066.1	11,203.8	0.0	0.0	0.0	0.0	0.0	0.0	0.0	50,675.6
Propane	0.0	0.0	0.0	0.0	0.0	0.0	0.0	0.0	0.0	0.0	0.0	0.0	0.0
Butanes	0.0	0.0	0.0	0.0	0.0	0.0	0.0	0.0	0.0	0.0	0.0	0.0	0.0
Ethane	0.0	0.0	0.0	0.0	0.0	0.0	0.0	0.0	0.0	0.0	0.0	0.0	0.0
NGL MIX	8,285.6	6,976.5	8,058.6	5,832.9	7,992.7	0.0	0.0	0.0	0.0	0.0	0.0	0.0	37,146.3
Sulphur	0.0	0.0	0.0	0.0	0.0	0.0	0.0	0.0	0.0	0.0	0.0	0.0	0.0
Sulphur Closing Inv	0.0	0.0	0.0	0.0	0.0	0.0	0.0	0.0	0.0	0.0	0.0	0.0	0.0

Unit of Measurement: Gas and Gas equivalent products: 1000m3, Liquids: m3, Sulphur: MTS

VPR6200

Facility ID ABGP0107835
Facility Licence # 40420

Facility Name AAV Glacier 05-02-076-12W6 GP
Facility Operator OTD9 AVN

Production Month	202001	202002	202003	202004	202005	202006	202007	202008	202009	202010	202011	202012	Totals
Receipts													
Receipts from Alberta Facilities	237,623.3	217,602.6	236,132.4	230,165.8	229,838.3	0.0	0.0	0.0	0.0	0.0	0.0	0.0	1,151,362.4
Receipts from Non-Alberta Facilities	0.0	0.0	0.0	0.0	0.0	0.0	0.0	0.0	0.0	0.0	0.0	0.0	0.0
Dispositions													
Disposition													
Battery	1,129.2	2,182.8	1,209.1	484.0	466.4	0.0	0.0	0.0	0.0	0.0	0.0	0.0	5,471.5
Gas Gathering System	255.8	26.1	151.9	918.8	185.6	0.0	0.0	0.0	0.0	0.0	0.0	0.0	1,538.2
Gas Plant	0.0	0.0	0.0	0.0	0.0	0.0	0.0	0.0	0.0	0.0	0.0	0.0	0.0
Injection Facility	1,436.0	1,294.5	1,449.9	1,498.4	1,525.0	0.0	0.0	0.0	0.0	0.0	0.0	0.0	7,203.8
Meter Station	226,038.2	205,394.6	224,019.4	218,078.7	219,392.9	0.0	0.0	0.0	0.0	0.0	0.0	0.0	1,092,923.8
Other	0.0	0.0	0.0	0.0	0.0	0.0	0.0	0.0	0.0	0.0	0.0	0.0	0.0
Alberta Commercial	0.0	0.0	0.0	0.0	0.0	0.0	0.0	0.0	0.0	0.0	0.0	0.0	0.0
Alberta Industrial	0.0	0.0	0.0	0.0	0.0	0.0	0.0	0.0	0.0	0.0	0.0	0.0	0.0
Alberta Residential	0.0	0.0	0.0	0.0	0.0	0.0	0.0	0.0	0.0	0.0	0.0	0.0	0.0
Alberta Elec.Generation	0.0	0.0	0.0	0.0	0.0	0.0	0.0	0.0	0.0	0.0	0.0	0.0	0.0
Shrinkage													
Acid Gas	0.0	0.0	0.0	0.0	0.0	0.0	0.0	0.0	0.0	0.0	0.0	0.0	0.0
Other products	1,551.2	1,606.7	1,683.0	1,685.7	1,256.3	0.0	0.0	0.0	0.0	0.0	0.0	0.0	7,782.9
Fuel	7,021.6	6,730.0	7,517.8	7,421.5	7,386.9	0.0	0.0	0.0	0.0	0.0	0.0	0.0	36,077.8
Flared	192.3	123.3	106.1	66.7	60.7	0.0	0.0	0.0	0.0	0.0	0.0	0.0	549.1
Vented	0.0	0.0	0.0	0.0	0.0	0.0	0.0	0.0	0.0	0.0	0.0	0.0	0.0
Diff and Other	-1.0	244.6	-4.8	12.0	-435.5	0.0	0.0	0.0	0.0	0.0	0.0	0.0	-184.7
Process and Frac													
Pentanes Plus	0.0	0.0	0.0	0.0	0.0	0.0	0.0	0.0	0.0	0.0	0.0	0.0	0.0
Propane	0.0	0.0	0.0	0.0	0.0	0.0	0.0	0.0	0.0	0.0	0.0	0.0	0.0
Butanes	0.0	0.0	0.0	0.0	0.0	0.0	0.0	0.0	0.0	0.0	0.0	0.0	0.0
Ethane	0.0	0.0	0.0	0.0	0.0	0.0	0.0	0.0	0.0	0.0	0.0	0.0	0.0
NGL MIX	6,764.7	6,978.4	7,320.0	7,347.6	5,476.3	0.0	0.0	0.0	0.0	0.0	0.0	0.0	33,887.0
Sulphur	0.0	0.0	0.0	0.0	0.0	0.0	0.0	0.0	0.0	0.0	0.0	0.0	0.0
Sulphur Closing Inv	0.0	0.0	0.0	0.0	0.0	0.0	0.0	0.0	0.0	0.0	0.0	0.0	0.0

Unit of Measurement: Gas and Gas equivalent products: 1000m3, Liquids: m3, Sulphur: MTS

VPR6200

Facility ID ABGP0117576
Facility Licence # 16760

Facility Name POUCE COUPE
Facility Operator A0TK AOP

Production Month	202001	202002	202003	202004	202005	202006	202007	202008	202009	202010	202011	202012	Totals
Receipts													
Receipts from Alberta Facilities	77.9	0.0	0.0	0.0	0.0	0.0	0.0	0.0	0.0	0.0	0.0	0.0	77.9
Receipts from Non-Alberta Facilities	0.0	0.0	0.0	0.0	0.0	0.0	0.0	0.0	0.0	0.0	0.0	0.0	0.0
Dispositions													
Disposition													
Battery	0.0	0.0	0.0	0.0	0.0	0.0	0.0	0.0	0.0	0.0	0.0	0.0	0.0
Gas Gathering System	0.0	0.0	0.0	0.0	0.0	0.0	0.0	0.0	0.0	0.0	0.0	0.0	0.0
Gas Plant	0.0	0.0	0.0	0.0	0.0	0.0	0.0	0.0	0.0	0.0	0.0	0.0	0.0
Injection Facility	0.0	0.0	0.0	0.0	0.0	0.0	0.0	0.0	0.0	0.0	0.0	0.0	0.0
Meter Station	0.0	0.0	0.0	0.0	0.0	0.0	0.0	0.0	0.0	0.0	0.0	0.0	0.0
Other	0.0	0.0	0.0	0.0	0.0	0.0	0.0	0.0	0.0	0.0	0.0	0.0	0.0
Alberta Commercial	0.0	0.0	0.0	0.0	0.0	0.0	0.0	0.0	0.0	0.0	0.0	0.0	0.0
Alberta Industrial	0.0	0.0	0.0	0.0	0.0	0.0	0.0	0.0	0.0	0.0	0.0	0.0	0.0
Alberta Residential	0.0	0.0	0.0	0.0	0.0	0.0	0.0	0.0	0.0	0.0	0.0	0.0	0.0
Alberta Elec.Generation	0.0	0.0	0.0	0.0	0.0	0.0	0.0	0.0	0.0	0.0	0.0	0.0	0.0
Shrinkage													
Acid Gas	0.0	0.0	0.0	0.0	0.0	0.0	0.0	0.0	0.0	0.0	0.0	0.0	0.0
Other products	0.0	0.0	0.0	0.0	0.0	0.0	0.0	0.0	0.0	0.0	0.0	0.0	0.0
Fuel	54.6	0.0	0.0	0.0	0.0	0.0	0.0	0.0	0.0	0.0	0.0	0.0	54.6
Flared	23.3	0.0	0.0	0.0	0.0	0.0	0.0	0.0	0.0	0.0	0.0	0.0	23.3
Vented	0.0	0.0	0.0	0.0	0.0	0.0	0.0	0.0	0.0	0.0	0.0	0.0	0.0
Diff and Other	0.0	0.0	0.0	0.0	0.0	0.0	0.0	0.0	0.0	0.0	0.0	0.0	0.0
Process and Frac													
Pentanes Plus	0.0	2.7	0.0	0.0	0.0	0.0	0.0	0.0	0.0	0.0	0.0	0.0	2.7
Propane	0.0	0.0	0.0	0.0	0.0	0.0	0.0	0.0	0.0	0.0	0.0	0.0	0.0
Butanes	0.0	0.0	0.0	0.0	0.0	0.0	0.0	0.0	0.0	0.0	0.0	0.0	0.0
Ethane	0.0	0.0	0.0	0.0	0.0	0.0	0.0	0.0	0.0	0.0	0.0	0.0	0.0
NGL MIX	0.0	0.0	0.0	0.0	0.0	0.0	0.0	0.0	0.0	0.0	0.0	0.0	0.0
Sulphur	0.0	0.0	0.0	0.0	0.0	0.0	0.0	0.0	0.0	0.0	0.0	0.0	0.0
Sulphur Closing Inv	0.0	0.0	0.0	0.0	0.0	0.0	0.0	0.0	0.0	0.0	0.0	0.0	0.0

Unit of Measurement: Gas and Gas equivalent products: 1000m3, Liquids: m3, Sulphur: MTS

VPR6200

Facility ID ABGP0123090
Facility Licence # 43105

Facility Name GORDONDALE GAS PLANT
Facility Operator A0TK AOP

Production Month	202001	202002	202003	202004	202005	202006	202007	202008	202009	202010	202011	202012	Totals
Receipts													
Receipts from Alberta Facilities	95,734.9	87,594.1	87,241.1	88,121.8	102,023.4	0.0	0.0	0.0	0.0	0.0	0.0	0.0	460,715.3
Receipts from Non-Alberta Facilities	0.0	0.0	0.0	0.0	0.0	0.0	0.0	0.0	0.0	0.0	0.0	0.0	0.0
Dispositions													
Disposition Battery	7,029.6	2,178.1	3,295.0	2,441.1	2,782.4	0.0	0.0	0.0	0.0	0.0	0.0	0.0	17,726.2
Gas Gathering System	448.8	4,649.4	4,775.3	4,956.5	429.7	0.0	0.0	0.0	0.0	0.0	0.0	0.0	15,259.7
Gas Plant	2,554.6	1,181.5	1,182.8	1,391.6	2,137.4	0.0	0.0	0.0	0.0	0.0	0.0	0.0	8,447.9
Injection Facility	0.0	0.0	0.0	0.0	0.0	0.0	0.0	0.0	0.0	0.0	0.0	0.0	0.0
Meter Station	72,126.1	67,012.4	64,506.9	67,740.7	80,416.7	0.0	0.0	0.0	0.0	0.0	0.0	0.0	351,802.8
Other	0.0	0.0	0.0	0.0	0.0	0.0	0.0	0.0	0.0	0.0	0.0	0.0	0.0
Alberta Commercial	0.0	0.0	0.0	0.0	0.0	0.0	0.0	0.0	0.0	0.0	0.0	0.0	0.0
Alberta Industrial	0.0	0.0	0.0	0.0	0.0	0.0	0.0	0.0	0.0	0.0	0.0	0.0	0.0
Alberta Residential	0.0	0.0	0.0	0.0	0.0	0.0	0.0	0.0	0.0	0.0	0.0	0.0	0.0
Alberta Elec.Generation	180.0	106.6	138.8	68.0	42.3	0.0	0.0	0.0	0.0	0.0	0.0	0.0	535.7
Shrinkage Acid Gas	0.0	0.0	0.0	0.0	0.0	0.0	0.0	0.0	0.0	0.0	0.0	0.0	0.0
Other products	10,353.0	9,459.5	9,770.4	9,093.2	9,640.9	0.0	0.0	0.0	0.0	0.0	0.0	0.0	48,317.0
Fuel	4,028.5	3,729.1	3,894.2	3,549.2	3,737.8	0.0	0.0	0.0	0.0	0.0	0.0	0.0	18,938.8
Flared	17.8	9.0	5.8	12.5	5.7	0.0	0.0	0.0	0.0	0.0	0.0	0.0	50.8
Vented	1.8	1.8	1.1	2.9	1.1	0.0	0.0	0.0	0.0	0.0	0.0	0.0	8.7
Diff and Other	-1,005.3	-733.3	-329.2	-1,133.9	2,829.4	0.0	0.0	0.0	0.0	0.0	0.0	0.0	-372.3
Process and Frac													
Pentanes Plus	782.0	602.2	695.2	618.4	761.1	0.0	0.0	0.0	0.0	0.0	0.0	0.0	3,458.9
Propane	0.0	0.0	0.0	0.0	0.0	0.0	0.0	0.0	0.0	0.0	0.0	0.0	0.0
Butanes	0.0	0.0	0.0	0.0	0.0	0.0	0.0	0.0	0.0	0.0	0.0	0.0	0.0
Ethane	0.0	0.0	0.0	0.0	0.0	0.0	0.0	0.0	0.0	0.0	0.0	0.0	0.0
NGL MIX	38,810.4	35,562.5	36,654.1	34,266.6	36,555.6	0.0	0.0	0.0	0.0	0.0	0.0	0.0	181,849.2
Sulphur	0.0	0.0	0.0	0.0	0.0	0.0	0.0	0.0	0.0	0.0	0.0	0.0	0.0
Sulphur Closing Inv	0.0	0.0	0.0	0.0	0.0	0.0	0.0	0.0	0.0	0.0	0.0	0.0	0.0

Unit of Measurement: Gas and Gas equivalent products: 1000m3, Liquids: m3, Sulphur: MTS

VPR6200

Facility ID ABGP0134386

Facility Name STEEN RIVER 9-17 ACID GAS INJ PLANT

Facility Licence # 18650

Facility Operator A524 STRATEGIC

Production Month	202001	202002	202003	202004	202005	202006	202007	202008	202009	202010	202011	202012	Totals
Receipts													
Receipts from Alberta Facilities	1,899.7	1,863.7	1,839.0	1,776.5	913.0	0.0	0.0	0.0	0.0	0.0	0.0	0.0	8,291.9
Receipts from Non-Alberta Facilities	0.0	0.0	0.0	0.0	0.0	0.0	0.0	0.0	0.0	0.0	0.0	0.0	0.0
Dispositions													
Disposition Battery	719.5	789.0	680.0	591.6	490.3	0.0	0.0	0.0	0.0	0.0	0.0	0.0	3,270.4
Gas Gathering System	0.0	0.0	0.0	0.0	0.0	0.0	0.0	0.0	0.0	0.0	0.0	0.0	0.0
Gas Plant	0.0	0.0	0.0	0.0	0.0	0.0	0.0	0.0	0.0	0.0	0.0	0.0	0.0
Injection Facility	118.8	122.1	110.5	107.9	46.8	0.0	0.0	0.0	0.0	0.0	0.0	0.0	506.1
Meter Station	782.2	607.3	786.9	828.1	404.4	0.0	0.0	0.0	0.0	0.0	0.0	0.0	3,408.9
Other	0.0	0.0	0.0	0.0	0.0	0.0	0.0	0.0	0.0	0.0	0.0	0.0	0.0
Alberta Commercial	0.0	0.0	0.0	0.0	0.0	0.0	0.0	0.0	0.0	0.0	0.0	0.0	0.0
Alberta Industrial	0.0	0.0	0.0	0.0	0.0	0.0	0.0	0.0	0.0	0.0	0.0	0.0	0.0
Alberta Residential	0.0	0.0	0.0	0.0	0.0	0.0	0.0	0.0	0.0	0.0	0.0	0.0	0.0
Alberta Elec.Generation	0.0	0.0	0.0	0.0	0.0	0.0	0.0	0.0	0.0	0.0	0.0	0.0	0.0
Shrinkage Acid Gas	0.0	0.0	0.0	0.0	0.0	0.0	0.0	0.0	0.0	0.0	0.0	0.0	0.0
Other products	29.7	27.4	27.6	29.9	13.7	0.0	0.0	0.0	0.0	0.0	0.0	0.0	128.3
Fuel	329.6	295.8	320.6	291.4	749.5	0.0	0.0	0.0	0.0	0.0	0.0	0.0	1,986.9
Flared	3.7	99.2	12.7	10.4	0.0	0.0	0.0	0.0	0.0	0.0	0.0	0.0	126.0
Vented	0.0	0.0	0.0	0.0	0.0	0.0	0.0	0.0	0.0	0.0	0.0	0.0	0.0
Diff and Other	-83.8	-77.1	-99.3	-82.8	-791.7	0.0	0.0	0.0	0.0	0.0	0.0	0.0	-1,134.7
Process and Frac													
Pentanes Plus	143.7	132.5	133.7	144.6	66.1	0.0	0.0	0.0	0.0	0.0	0.0	0.0	620.6
Propane	0.0	0.0	0.0	0.0	0.0	0.0	0.0	0.0	0.0	0.0	0.0	0.0	0.0
Butanes	0.0	0.0	0.0	0.0	0.0	0.0	0.0	0.0	0.0	0.0	0.0	0.0	0.0
Ethane	0.0	0.0	0.0	0.0	0.0	0.0	0.0	0.0	0.0	0.0	0.0	0.0	0.0
NGL MIX	0.0	0.0	0.0	0.0	0.0	0.0	0.0	0.0	0.0	0.0	0.0	0.0	0.0
Sulphur	0.0	0.0	0.0	0.0	0.0	0.0	0.0	0.0	0.0	0.0	0.0	0.0	0.0
Sulphur Closing Inv	0.0	0.0	0.0	0.0	0.0	0.0	0.0	0.0	0.0	0.0	0.0	0.0	0.0

Unit of Measurement: Gas and Gas equivalent products: 1000m3, Liquids: m3, Sulphur: MTS

VPR6200

Facility ID ABGP0134834

Facility Name BISTCHO LAKE 6-32 ACID GAS INJECTION

Facility Licence # 18660

Facility Operator A524

Production Month	202001	202002	202003	202004	202005	202006	202007	202008	202009	202010	202011	202012	Totals
			SHUTIN	SHUTIN	SHUTIN								
Receipts													
Receipts from Alberta Facilities	0.0	0.0	0.0	0.0	0.0	0.0	0.0	0.0	0.0	0.0	0.0	0.0	0.0
Receipts from Non-Alberta Facilities	0.0	0.0	0.0	0.0	0.0	0.0	0.0	0.0	0.0	0.0	0.0	0.0	0.0
Dispositions													
Disposition Battery	0.0	0.0	0.0	0.0	0.0	0.0	0.0	0.0	0.0	0.0	0.0	0.0	0.0
Gas Gathering System	0.0	0.0	0.0	0.0	0.0	0.0	0.0	0.0	0.0	0.0	0.0	0.0	0.0
Gas Plant	0.0	0.0	0.0	0.0	0.0	0.0	0.0	0.0	0.0	0.0	0.0	0.0	0.0
Injection Facility	0.0	0.0	0.0	0.0	0.0	0.0	0.0	0.0	0.0	0.0	0.0	0.0	0.0
Meter Station	0.0	0.0	0.0	0.0	0.0	0.0	0.0	0.0	0.0	0.0	0.0	0.0	0.0
Other	0.0	0.0	0.0	0.0	0.0	0.0	0.0	0.0	0.0	0.0	0.0	0.0	0.0
Alberta Commercial	0.0	0.0	0.0	0.0	0.0	0.0	0.0	0.0	0.0	0.0	0.0	0.0	0.0
Alberta Industrial	0.0	0.0	0.0	0.0	0.0	0.0	0.0	0.0	0.0	0.0	0.0	0.0	0.0
Alberta Residential	0.0	0.0	0.0	0.0	0.0	0.0	0.0	0.0	0.0	0.0	0.0	0.0	0.0
Alberta Elec.Generation	0.0	0.0	0.0	0.0	0.0	0.0	0.0	0.0	0.0	0.0	0.0	0.0	0.0
Shrinkage Acid Gas	0.0	0.0	0.0	0.0	0.0	0.0	0.0	0.0	0.0	0.0	0.0	0.0	0.0
Other products	0.0	0.0	0.0	0.0	0.0	0.0	0.0	0.0	0.0	0.0	0.0	0.0	0.0
Fuel	0.0	0.0	0.0	0.0	0.0	0.0	0.0	0.0	0.0	0.0	0.0	0.0	0.0
Flared	0.0	0.0	0.0	0.0	0.0	0.0	0.0	0.0	0.0	0.0	0.0	0.0	0.0
Vented	0.0	0.0	0.0	0.0	0.0	0.0	0.0	0.0	0.0	0.0	0.0	0.0	0.0
Diff and Other	0.0	0.0	0.0	0.0	0.0	0.0	0.0	0.0	0.0	0.0	0.0	0.0	0.0
Process and Frac													
Pentanes Plus	0.0	0.0	0.0	0.0	0.0	0.0	0.0	0.0	0.0	0.0	0.0	0.0	0.0
Propane	0.0	0.0	0.0	0.0	0.0	0.0	0.0	0.0	0.0	0.0	0.0	0.0	0.0
Butanes	0.0	0.0	0.0	0.0	0.0	0.0	0.0	0.0	0.0	0.0	0.0	0.0	0.0
Ethane	0.0	0.0	0.0	0.0	0.0	0.0	0.0	0.0	0.0	0.0	0.0	0.0	0.0
NGL MIX	0.0	0.0	0.0	0.0	0.0	0.0	0.0	0.0	0.0	0.0	0.0	0.0	0.0
Sulphur	0.0	0.0	0.0	0.0	0.0	0.0	0.0	0.0	0.0	0.0	0.0	0.0	0.0
Sulphur Closing Inv	0.0	0.0	0.0	0.0	0.0	0.0	0.0	0.0	0.0	0.0	0.0	0.0	0.0

VPR6200

Facility ID ABGP0135009
Facility Licence # 15991

Facility Name 06-01-077-21W5 Donnelly
Facility Operator A517 LONG RUN

Production Month	202001	202002	202003	202004	202005	202006	202007	202008	202009	202010	202011	202012	Totals
Receipts													
Receipts from Alberta Facilities	6,312.0	6,179.4	6,304.5	5,484.3	2,562.7	0.0	0.0	0.0	0.0	0.0	0.0	0.0	26,842.9
Receipts from Non-Alberta Facilities	0.0	0.0	0.0	0.0	0.0	0.0	0.0	0.0	0.0	0.0	0.0	0.0	0.0
Dispositions													
Disposition Battery	267.2	234.4	238.9	211.9	94.1	0.0	0.0	0.0	0.0	0.0	0.0	0.0	1,046.5
Gas Gathering System	436.9	379.2	392.3	372.3	216.3	0.0	0.0	0.0	0.0	0.0	0.0	0.0	1,797.0
Gas Plant	0.0	0.0	0.0	0.0	0.0	0.0	0.0	0.0	0.0	0.0	0.0	0.0	0.0
Injection Facility	85.1	83.9	84.3	80.8	40.8	0.0	0.0	0.0	0.0	0.0	0.0	0.0	374.9
Meter Station	5,380.9	5,304.6	5,509.3	4,652.5	2,201.4	0.0	0.0	0.0	0.0	0.0	0.0	0.0	23,048.7
Other	0.0	0.0	0.0	0.0	0.0	0.0	0.0	0.0	0.0	0.0	0.0	0.0	0.0
Alberta Commercial	0.0	0.0	0.0	0.0	0.0	0.0	0.0	0.0	0.0	0.0	0.0	0.0	0.0
Alberta Industrial	0.0	0.0	0.0	0.0	0.0	0.0	0.0	0.0	0.0	0.0	0.0	0.0	0.0
Alberta Residential	0.0	0.0	0.0	0.0	0.0	0.0	0.0	0.0	0.0	0.0	0.0	0.0	0.0
Alberta Elec.Generation	0.0	0.0	0.0	0.0	0.0	0.0	0.0	0.0	0.0	0.0	0.0	0.0	0.0
Shrinkage Acid Gas	0.2	0.0	0.0	0.0	0.0	0.0	0.0	0.0	0.0	0.0	0.0	0.0	0.2
Other products	110.2	100.1	106.9	92.8	26.9	0.0	0.0	0.0	0.0	0.0	0.0	0.0	436.9
Fuel	33.1	31.0	33.1	30.8	30.6	0.0	0.0	0.0	0.0	0.0	0.0	0.0	158.6
Flared	21.7	16.6	19.3	16.9	26.0	0.0	0.0	0.0	0.0	0.0	0.0	0.0	100.5
Vented	0.4	1.8	1.9	1.8	0.0	0.0	0.0	0.0	0.0	0.0	0.0	0.0	5.9
Diff and Other	-23.7	27.8	-81.5	24.5	-73.4	0.0	0.0	0.0	0.0	0.0	0.0	0.0	-126.3
Process and Frac													
Pentanes Plus	0.0	0.0	0.0	0.0	0.0	0.0	0.0	0.0	0.0	0.0	0.0	0.0	0.0
Propane	0.0	0.0	0.0	0.0	0.0	0.0	0.0	0.0	0.0	0.0	0.0	0.0	0.0
Butanes	0.0	0.0	0.0	0.0	0.0	0.0	0.0	0.0	0.0	0.0	0.0	0.0	0.0
Ethane	0.0	0.0	0.0	0.0	0.0	0.0	0.0	0.0	0.0	0.0	0.0	0.0	0.0
NGL MIX	471.3	430.8	462.5	402.5	118.3	0.0	0.0	0.0	0.0	0.0	0.0	0.0	1,885.4
Sulphur	0.0	0.0	0.0	0.0	0.0	0.0	0.0	0.0	0.0	0.0	0.0	0.0	0.0
Sulphur Closing Inv	0.0	0.0	0.0	0.0	0.0	0.0	0.0	0.0	0.0	0.0	0.0	0.0	0.0

Unit of Measurement: Gas and Gas equivalent products: 1000m3, Liquids: m3, Sulphur: MTS

VPR6200

Facility ID ABGP0150355
Facility Licence # 47965

Facility Name KEYERA WAPITI GAS PLANT
Facility Operator AOC0 KEYERA

Production Month	202001	202002	202003	202004	202005	202006	202007	202008	202009	202010	202011	202012	Totals
Receipts													
Receipts from Alberta Facilities	46,595.6	66,349.3	42,997.9	61,091.2	73,454.0	0.0	0.0	0.0	0.0	0.0	0.0	0.0	290,488.0
Receipts from Non-Alberta Facilities	0.0	0.0	0.0	0.0	0.0	0.0	0.0	0.0	0.0	0.0	0.0	0.0	0.0
Dispositions													
Disposition													
Battery	0.0	0.0	0.0	0.0	0.0	0.0	0.0	0.0	0.0	0.0	0.0	0.0	0.0
Gas Gathering System	3,152.2	3,311.0	1,875.6	4,007.9	2,983.1	0.0	0.0	0.0	0.0	0.0	0.0	0.0	15,329.8
Gas Plant	0.0	0.0	0.0	0.0	0.0	0.0	0.0	0.0	0.0	0.0	0.0	0.0	0.0
Injection Facility	1,951.0	2,992.2	1,890.5	2,442.7	3,400.5	0.0	0.0	0.0	0.0	0.0	0.0	0.0	12,676.9
Meter Station	37,288.6	54,579.1	34,619.8	48,765.1	61,300.4	0.0	0.0	0.0	0.0	0.0	0.0	0.0	236,553.0
Other	0.0	0.0	0.0	0.0	0.0	0.0	0.0	0.0	0.0	0.0	0.0	0.0	0.0
Alberta Commercial	0.0	0.0	0.0	0.0	0.0	0.0	0.0	0.0	0.0	0.0	0.0	0.0	0.0
Alberta Industrial	0.0	0.0	0.0	0.0	0.0	0.0	0.0	0.0	0.0	0.0	0.0	0.0	0.0
Alberta Residential	0.0	0.0	0.0	0.0	0.0	0.0	0.0	0.0	0.0	0.0	0.0	0.0	0.0
Alberta Elec.Generation	0.0	0.0	0.0	0.0	0.0	0.0	0.0	0.0	0.0	0.0	0.0	0.0	0.0
Shrinkage													
Acid Gas	0.0	0.0	0.0	0.0	0.0	0.0	0.0	0.0	0.0	0.0	0.0	0.0	0.0
Other products	966.0	1,653.3	1,123.0	1,826.0	1,666.4	0.0	0.0	0.0	0.0	0.0	0.0	0.0	7,234.7
Fuel	4,005.9	3,777.4	2,441.5	2,625.2	2,497.0	0.0	0.0	0.0	0.0	0.0	0.0	0.0	15,347.0
Flared	438.0	136.5	222.0	93.0	101.5	0.0	0.0	0.0	0.0	0.0	0.0	0.0	991.0
Vented	0.0	0.0	0.0	0.5	0.6	0.0	0.0	0.0	0.0	0.0	0.0	0.0	1.1
Diff and Other	-1,206.1	-100.2	825.5	1,330.8	1,504.5	0.0	0.0	0.0	0.0	0.0	0.0	0.0	2,354.5
Process and Frac													
Pentanes Plus	0.0	0.0	0.0	0.0	0.0	0.0	0.0	0.0	0.0	0.0	0.0	0.0	0.0
Propane	0.0	0.0	0.0	0.0	0.0	0.0	0.0	0.0	0.0	0.0	0.0	0.0	0.0
Butanes	0.0	0.0	0.0	0.0	0.0	0.0	0.0	0.0	0.0	0.0	0.0	0.0	0.0
Ethane	0.0	0.0	0.0	0.0	0.0	0.0	0.0	0.0	0.0	0.0	0.0	0.0	0.0
NGL MIX	3,785.2	6,494.7	4,406.4	7,132.7	6,546.8	0.0	0.0	0.0	0.0	0.0	0.0	0.0	28,365.8
Sulphur	0.0	0.0	0.0	0.0	0.0	0.0	0.0	0.0	0.0	0.0	0.0	0.0	0.0
Sulphur Closing Inv	0.0	0.0	0.0	0.0	0.0	0.0	0.0	0.0	0.0	0.0	0.0	0.0	0.0

Unit of Measurement: Gas and Gas equivalent products: 1000m3, Liquids: m3, Sulphur: MTS

VPR6200

Facility ID ABGP0152315
Facility Licence # 51047

Facility Name PIPESTONE 12-35-070-09W6 GAS PLANT
Facility Operator A74Y TIDEWATER

Production Month	202001	202002	202003	202004	202005	202006	202007	202008	202009	202010	202011	202012	Totals
Receipts													
Receipts from Alberta Facilities	55,855.5	50,269.1	56,701.5	67,281.1	64,836.7	0.0	0.0	0.0	0.0	0.0	0.0	0.0	294,943.9
Receipts from Non-Alberta Facilities	0.0	0.0	0.0	0.0	0.0	0.0	0.0	0.0	0.0	0.0	0.0	0.0	0.0
Dispositions													
Disposition													
Battery	2,570.0	2,811.8	3,485.7	3,447.8	3,568.6	0.0	0.0	0.0	0.0	0.0	0.0	0.0	15,883.9
Gas Gathering System	2,455.3	1,918.4	1,307.0	1,216.4	2,524.9	0.0	0.0	0.0	0.0	0.0	0.0	0.0	9,422.0
Gas Plant	0.0	0.0	0.0	0.0	0.0	0.0	0.0	0.0	0.0	0.0	0.0	0.0	0.0
Injection Facility	3,403.5	2,169.7	5,277.2	20,023.2	23,850.0	0.0	0.0	0.0	0.0	0.0	0.0	0.0	54,723.6
Meter Station	39,393.8	37,514.6	39,805.3	31,151.2	24,313.1	0.0	0.0	0.0	0.0	0.0	0.0	0.0	172,178.0
Other	4.7	1.2	24.7	26.2	23.6	0.0	0.0	0.0	0.0	0.0	0.0	0.0	80.4
Alberta Commercial	0.0	0.0	0.0	0.0	0.0	0.0	0.0	0.0	0.0	0.0	0.0	0.0	0.0
Alberta Industrial	0.0	0.0	0.0	0.0	0.0	0.0	0.0	0.0	0.0	0.0	0.0	0.0	0.0
Alberta Residential	0.0	0.0	0.0	0.0	0.0	0.0	0.0	0.0	0.0	0.0	0.0	0.0	0.0
Alberta Elec.Generation	0.0	0.0	0.0	0.0	0.0	0.0	0.0	0.0	0.0	0.0	0.0	0.0	0.0
Shrinkage													
Acid Gas	0.0	0.0	0.0	0.0	0.0	0.0	0.0	0.0	0.0	0.0	0.0	0.0	0.0
Other products	4,944.8	4,025.3	5,070.3	9,943.1	9,425.0	0.0	0.0	0.0	0.0	0.0	0.0	0.0	33,408.5
Fuel	4,747.0	3,711.2	4,116.7	4,902.2	4,747.6	0.0	0.0	0.0	0.0	0.0	0.0	0.0	22,224.7
Flared	384.3	128.5	212.3	81.8	357.2	0.0	0.0	0.0	0.0	0.0	0.0	0.0	1,164.1
Vented	0.0	0.0	0.0	0.0	0.0	0.0	0.0	0.0	0.0	0.0	0.0	0.0	0.0
Diff and Other	-2,047.9	-2,011.6	-2,597.7	-3,510.8	-3,973.3	0.0	0.0	0.0	0.0	0.0	0.0	0.0	-14,141.3
Process and Frac													
Pentanes Plus	8,937.0	6,945.5	9,342.7	12,279.2	8,495.2	0.0	0.0	0.0	0.0	0.0	0.0	0.0	45,999.6
Propane	0.0	0.0	0.0	0.0	0.0	0.0	0.0	0.0	0.0	0.0	0.0	0.0	0.0
Butanes	0.0	0.0	0.0	0.0	0.0	0.0	0.0	0.0	0.0	0.0	0.0	0.0	0.0
Ethane	0.0	0.0	0.0	0.0	0.0	0.0	0.0	0.0	0.0	0.0	0.0	0.0	0.0
NGL MIX	12,378.1	10,352.8	12,548.5	28,167.9	28,798.2	0.0	0.0	0.0	0.0	0.0	0.0	0.0	92,245.5
Sulphur	0.0	0.0	0.0	0.0	0.0	0.0	0.0	0.0	0.0	0.0	0.0	0.0	0.0
Sulphur Closing Inv	0.0	0.0	0.0	0.0	0.0	0.0	0.0	0.0	0.0	0.0	0.0	0.0	0.0

Unit of Measurement: Gas and Gas equivalent products: 1000m3, Liquids: m3, Sulphur: MTS

VPR6200

Facility ID ABGP0001002

Facility Name KEYERA NEVIS GAS PLANT 16-33-38-22W4

Facility Licence # 6601

Facility Operator AOC0

Production Month	202001	202002	202003	202004	202005	202006	202007	202008	202009	202010	202011	202012	Totals
SHUTIN													
Receipts													
Receipts from Alberta Facilities	0.0	0.0	0.0	0.0	0.0	0.0	0.0	0.0	0.0	0.0	0.0	0.0	0.0
Receipts from Non-Alberta Facilities	0.0	0.0	0.0	0.0	0.0	0.0	0.0	0.0	0.0	0.0	0.0	0.0	0.0
Dispositions													
Disposition													
Battery	0.0	0.0	0.0	0.0	0.0	0.0	0.0	0.0	0.0	0.0	0.0	0.0	0.0
Gas Gathering System	0.0	0.0	0.0	0.0	0.0	0.0	0.0	0.0	0.0	0.0	0.0	0.0	0.0
Gas Plant	0.0	0.0	0.0	0.0	0.0	0.0	0.0	0.0	0.0	0.0	0.0	0.0	0.0
Injection Facility	0.0	0.0	0.0	0.0	0.0	0.0	0.0	0.0	0.0	0.0	0.0	0.0	0.0
Meter Station	0.0	0.0	0.0	0.0	0.0	0.0	0.0	0.0	0.0	0.0	0.0	0.0	0.0
Other	0.0	0.0	0.0	0.0	0.0	0.0	0.0	0.0	0.0	0.0	0.0	0.0	0.0
Alberta Commercial	0.0	0.0	0.0	0.0	0.0	0.0	0.0	0.0	0.0	0.0	0.0	0.0	0.0
Alberta Industrial	0.0	0.0	0.0	0.0	0.0	0.0	0.0	0.0	0.0	0.0	0.0	0.0	0.0
Alberta Residential	0.0	0.0	0.0	0.0	0.0	0.0	0.0	0.0	0.0	0.0	0.0	0.0	0.0
Alberta Elec.Generation	0.0	0.0	0.0	0.0	0.0	0.0	0.0	0.0	0.0	0.0	0.0	0.0	0.0
Shrinkage													
Acid Gas	0.0	0.0	0.0	0.0	0.0	0.0	0.0	0.0	0.0	0.0	0.0	0.0	0.0
Other products	0.0	0.0	0.0	0.0	0.0	0.0	0.0	0.0	0.0	0.0	0.0	0.0	0.0
Fuel	0.0	0.0	0.0	0.0	0.0	0.0	0.0	0.0	0.0	0.0	0.0	0.0	0.0
Flared	0.0	0.0	0.0	0.0	0.0	0.0	0.0	0.0	0.0	0.0	0.0	0.0	0.0
Vented	0.0	0.0	0.0	0.0	0.0	0.0	0.0	0.0	0.0	0.0	0.0	0.0	0.0
Diff and Other	0.0	0.0	0.0	0.0	0.0	0.0	0.0	0.0	0.0	0.0	0.0	0.0	0.0
Process and Frac													
Pentanes Plus	0.0	0.0	0.0	0.0	0.0	0.0	0.0	0.0	0.0	0.0	0.0	0.0	0.0
Propane	0.0	0.0	0.0	0.0	0.0	0.0	0.0	0.0	0.0	0.0	0.0	0.0	0.0
Butanes	0.0	0.0	0.0	0.0	0.0	0.0	0.0	0.0	0.0	0.0	0.0	0.0	0.0
Ethane	0.0	0.0	0.0	0.0	0.0	0.0	0.0	0.0	0.0	0.0	0.0	0.0	0.0
NGL MIX	0.0	0.0	0.0	0.0	0.0	0.0	0.0	0.0	0.0	0.0	0.0	0.0	0.0
Sulphur	0.0	0.0	0.0	0.0	0.0	0.0	0.0	0.0	0.0	0.0	0.0	0.0	0.0
Sulphur Closing Inv	0.0	0.0	0.0	0.0	0.0	0.0	0.0	0.0	0.0	0.0	0.0	0.0	0.0

Unit of Measurement: Gas and Gas equivalent products: 1000m3, Liquids: m3, Sulphur: MTS

VPR6200

Facility ID ABGP0001004
Facility Licence # 9527

Facility Name KEYERA HOMEGLLEN-RIMBEY 2-05-44-01W5
Facility Operator AOC0 KEYERA

Production Month	202001	202002	202003	202004	202005	202006	202007	202008	202009	202010	202011	202012	Totals
Receipts													
Receipts from Alberta Facilities	194,854.7	184,303.7	191,806.7	182,189.4	189,483.8	0.0	0.0	0.0	0.0	0.0	0.0	0.0	942,638.3
Receipts from Non-Alberta Facilities	0.0	0.0	0.0	0.0	0.0	0.0	0.0	0.0	0.0	0.0	0.0	0.0	0.0
Dispositions													
Disposition													
Battery	169.3	154.9	165.2	159.2	181.6	0.0	0.0	0.0	0.0	0.0	0.0	0.0	830.2
Gas Gathering System	742.9	649.4	766.0	740.0	725.4	0.0	0.0	0.0	0.0	0.0	0.0	0.0	3,623.7
Gas Plant	0.0	0.0	0.0	0.0	0.0	0.0	0.0	0.0	0.0	0.0	0.0	0.0	0.0
Injection Facility	0.0	0.0	0.0	0.0	0.0	0.0	0.0	0.0	0.0	0.0	0.0	0.0	0.0
Meter Station	146,733.7	138,693.6	142,127.0	135,571.7	145,102.8	0.0	0.0	0.0	0.0	0.0	0.0	0.0	708,228.8
Other	0.0	0.0	0.0	0.0	0.0	0.0	0.0	0.0	0.0	0.0	0.0	0.0	0.0
Alberta Commercial	0.0	0.0	0.0	0.0	0.0	0.0	0.0	0.0	0.0	0.0	0.0	0.0	0.0
Alberta Industrial	0.0	0.0	0.0	0.0	0.0	0.0	0.0	0.0	0.0	0.0	0.0	0.0	0.0
Alberta Residential	0.0	0.0	0.0	0.0	0.0	0.0	0.0	0.0	0.0	0.0	0.0	0.0	0.0
Alberta Elec.Generation	0.0	0.0	0.0	0.0	0.0	0.0	0.0	0.0	0.0	0.0	0.0	0.0	0.0
Shrinkage													
Acid Gas	3,680.6	3,525.8	3,678.9	3,586.3	3,727.6	0.0	0.0	0.0	0.0	0.0	0.0	0.0	18,199.2
Other products	33,640.9	31,951.0	33,814.2	31,774.1	30,244.6	0.0	0.0	0.0	0.0	0.0	0.0	0.0	161,424.8
Fuel	12,583.0	11,745.5	13,214.7	12,059.4	11,760.8	0.0	0.0	0.0	0.0	0.0	0.0	0.0	61,363.4
Flared	485.9	444.6	454.3	434.0	395.5	0.0	0.0	0.0	0.0	0.0	0.0	0.0	2,214.3
Vented	6.3	8.2	9.0	5.6	5.8	0.0	0.0	0.0	0.0	0.0	0.0	0.0	34.9
Diff and Other	-3,187.9	-2,869.3	-2,422.6	-2,140.9	-2,660.3	0.0	0.0	0.0	0.0	0.0	0.0	0.0	-13,281.0
Process and Frac													
Pentanes Plus	25,634.1	24,945.2	25,840.2	23,546.8	23,578.6	0.0	0.0	0.0	0.0	0.0	0.0	0.0	123,544.9
Propane	58,948.8	56,427.2	58,297.0	50,815.8	47,476.2	0.0	0.0	0.0	0.0	0.0	0.0	0.0	271,965.0
Butanes	35,707.6	34,596.4	35,840.6	30,916.0	29,465.2	0.0	0.0	0.0	0.0	0.0	0.0	0.0	166,525.8
Ethane	59,905.3	57,282.1	61,569.6	57,540.6	53,154.2	0.0	0.0	0.0	0.0	0.0	0.0	0.0	289,451.8
NGL MIX	0.0	0.0	0.0	0.0	0.0	0.0	0.0	0.0	0.0	0.0	0.0	0.0	0.0
Sulphur	255.6	227.5	237.7	228.8	246.9	0.0	0.0	0.0	0.0	0.0	0.0	0.0	1,196.5
Sulphur Closing Inv	212.6	159.4	151.9	184.1	205.6	0.0	0.0	0.0	0.0	0.0	0.0	0.0	

Unit of Measurement: Gas and Gas equivalent products: 1000m3, Liquids: m3, Sulphur: MTS

VPR6200

Facility ID ABGP0001021
Facility Licence # 4390

Facility Name GARRINGTON OLDS
Facility Operator OTM9 NAL

Production Month	202001	202002	202003	202004	202005	202006	202007	202008	202009	202010	202011	202012	Totals
Receipts													
Receipts from Alberta Facilities	32,488.9	35,806.8	37,075.4	34,779.9	34,170.1	0.0	0.0	0.0	0.0	0.0	0.0	0.0	174,321.1
Receipts from Non-Alberta Facilities	0.0	0.0	0.0	0.0	0.0	0.0	0.0	0.0	0.0	0.0	0.0	0.0	0.0
Dispositions													
Disposition													
Battery	1,264.4	956.5	983.6	862.8	836.5	0.0	0.0	0.0	0.0	0.0	0.0	0.0	4,903.8
Gas Gathering System	413.5	403.5	322.5	299.1	312.8	0.0	0.0	0.0	0.0	0.0	0.0	0.0	1,751.4
Gas Plant	0.0	0.0	0.0	0.0	0.0	0.0	0.0	0.0	0.0	0.0	0.0	0.0	0.0
Injection Facility	0.0	0.0	0.0	0.0	0.0	0.0	0.0	0.0	0.0	0.0	0.0	0.0	0.0
Meter Station	23,283.5	26,701.2	27,330.8	25,559.2	24,762.9	0.0	0.0	0.0	0.0	0.0	0.0	0.0	127,637.6
Other	0.0	0.0	0.0	0.0	0.0	0.0	0.0	0.0	0.0	0.0	0.0	0.0	0.0
Alberta Commercial	0.0	0.0	0.0	0.0	0.0	0.0	0.0	0.0	0.0	0.0	0.0	0.0	0.0
Alberta Industrial	0.0	0.0	0.0	0.0	0.0	0.0	0.0	0.0	0.0	0.0	0.0	0.0	0.0
Alberta Residential	0.0	0.0	0.0	0.0	0.0	0.0	0.0	0.0	0.0	0.0	0.0	0.0	0.0
Alberta Elec.Generation	0.0	0.0	0.0	0.0	0.0	0.0	0.0	0.0	0.0	0.0	0.0	0.0	0.0
Shrinkage													
Acid Gas	4,118.2	4,369.9	4,471.0	4,306.6	4,355.5	0.0	0.0	0.0	0.0	0.0	0.0	0.0	21,621.2
Other products	1,705.3	2,081.6	2,126.2	2,001.5	2,020.8	0.0	0.0	0.0	0.0	0.0	0.0	0.0	9,935.4
Fuel	2,311.1	2,102.3	2,224.9	2,071.6	2,140.4	0.0	0.0	0.0	0.0	0.0	0.0	0.0	10,850.3
Flared	188.0	14.5	28.8	16.6	17.2	0.0	0.0	0.0	0.0	0.0	0.0	0.0	265.1
Vented	0.0	0.0	0.0	0.0	0.0	0.0	0.0	0.0	0.0	0.0	0.0	0.0	0.0
Diff and Other	-795.1	-822.7	-412.4	-337.5	-276.0	0.0	0.0	0.0	0.0	0.0	0.0	0.0	-2,643.7
Process and Frac													
Pentanes Plus	2,563.6	2,906.9	2,897.2	2,410.6	2,615.7	0.0	0.0	0.0	0.0	0.0	0.0	0.0	13,394.0
Propane	3,375.8	4,106.4	4,286.8	4,533.4	4,805.2	0.0	0.0	0.0	0.0	0.0	0.0	0.0	21,107.6
Butanes	2,003.1	2,473.4	2,582.0	2,398.9	2,446.9	0.0	0.0	0.0	0.0	0.0	0.0	0.0	11,904.3
Ethane	0.0	0.0	0.0	0.0	0.0	0.0	0.0	0.0	0.0	0.0	0.0	0.0	0.0
NGL MIX	0.0	0.0	0.0	0.0	0.0	0.0	0.0	0.0	0.0	0.0	0.0	0.0	0.0
Sulphur	3,727.2	3,903.0	3,968.3	3,802.6	3,937.3	0.0	0.0	0.0	0.0	0.0	0.0	0.0	19,338.4
Sulphur Closing Inv	823.9	937.0	852.9	735.5	944.3	0.0	0.0	0.0	0.0	0.0	0.0	0.0	

Unit of Measurement: Gas and Gas equivalent products: 1000m3, Liquids: m3, Sulphur: MTS

VPR6200

Facility ID ABGP0001028
Facility Licence # 13234

Facility Name ACCEL ENERGY REDWATER GP
Facility Operator A7ND ACCEL HOLDINGS

Production Month	202001	202002	202003	202004	202005	202006	202007	202008	202009	202010	202011	202012	Totals
Receipts													
Receipts from Alberta Facilities	1,335.0	1,272.8	1,386.9	1,341.6	1,507.5	0.0	0.0	0.0	0.0	0.0	0.0	0.0	6,843.8
Receipts from Non-Alberta Facilities	0.0	0.0	0.0	0.0	0.0	0.0	0.0	0.0	0.0	0.0	0.0	0.0	0.0
Dispositions													
Disposition													
Battery	93.6	77.6	84.0	71.1	65.4	0.0	0.0	0.0	0.0	0.0	0.0	0.0	391.7
Gas Gathering System	0.0	0.0	0.0	0.0	0.0	0.0	0.0	0.0	0.0	0.0	0.0	0.0	0.0
Gas Plant	0.0	0.0	0.0	0.0	0.0	0.0	0.0	0.0	0.0	0.0	0.0	0.0	0.0
Injection Facility	0.0	0.0	0.0	0.0	0.0	0.0	0.0	0.0	0.0	0.0	0.0	0.0	0.0
Meter Station	581.0	548.5	578.1	614.5	663.0	0.0	0.0	0.0	0.0	0.0	0.0	0.0	2,985.1
Other	0.0	0.0	0.0	0.0	0.0	0.0	0.0	0.0	0.0	0.0	0.0	0.0	0.0
Alberta Commercial	0.0	0.0	0.0	0.0	0.0	0.0	0.0	0.0	0.0	0.0	0.0	0.0	0.0
Alberta Industrial	0.0	0.0	0.0	0.0	0.0	0.0	0.0	0.0	0.0	0.0	0.0	0.0	0.0
Alberta Residential	0.0	0.0	0.0	0.0	0.0	0.0	0.0	0.0	0.0	0.0	0.0	0.0	0.0
Alberta Elec.Generation	0.0	0.0	0.0	0.0	0.0	0.0	0.0	0.0	0.0	0.0	0.0	0.0	0.0
Shrinkage													
Acid Gas	80.9	68.9	87.3	78.2	87.2	0.0	0.0	0.0	0.0	0.0	0.0	0.0	402.5
Other products	115.6	106.7	131.7	144.5	210.3	0.0	0.0	0.0	0.0	0.0	0.0	0.0	708.8
Fuel	405.3	403.8	399.2	377.1	377.8	0.0	0.0	0.0	0.0	0.0	0.0	0.0	1,963.2
Flared	58.3	37.9	27.0	5.6	10.7	0.0	0.0	0.0	0.0	0.0	0.0	0.0	139.5
Vented	0.0	0.0	0.0	0.0	0.0	0.0	0.0	0.0	0.0	0.0	0.0	0.0	0.0
Diff and Other	0.3	29.4	79.6	50.6	93.1	0.0	0.0	0.0	0.0	0.0	0.0	0.0	253.0
Process and Frac													
Pentanes Plus	0.0	49.1	0.0	0.0	0.0	0.0	0.0	0.0	0.0	0.0	0.0	0.0	49.1
Propane	0.0	0.0	0.0	0.0	0.0	0.0	0.0	0.0	0.0	0.0	0.0	0.0	0.0
Butanes	0.0	0.0	0.0	8.4	351.2	0.0	0.0	0.0	0.0	0.0	0.0	0.0	359.6
Ethane	0.0	0.0	0.0	0.0	0.0	0.0	0.0	0.0	0.0	0.0	0.0	0.0	0.0
NGL MIX	468.7	390.9	527.9	574.0	518.0	0.0	0.0	0.0	0.0	0.0	0.0	0.0	2,479.5
Sulphur	27.8	25.4	41.6	40.4	31.0	0.0	0.0	0.0	0.0	0.0	0.0	0.0	166.2
Sulphur Closing Inv	11.1	14.2	10.3	4.2	12.3	0.0	0.0	0.0	0.0	0.0	0.0	0.0	

Unit of Measurement: Gas and Gas equivalent products: 1000m3, Liquids: m3, Sulphur: MTS

VPR6200

Facility ID ABGP0001034

Facility Name SEMCAMS WEST WHITECOURT (WINDFALL)

Facility Licence # 13639

Facility Operator A84Z SEMCAMS

Production Month	202001	202002	202003	202004	202005	202006	202007	202008	202009	202010	202011	202012	Totals
Receipts													
Receipts from Alberta Facilities	1.3	1.3	1.3	1.3	1.3	0.0	0.0	0.0	0.0	0.0	0.0	0.0	6.5
Receipts from Non-Alberta Facilities	0.0	0.0	0.0	0.0	0.0	0.0	0.0	0.0	0.0	0.0	0.0	0.0	0.0
Dispositions													
Disposition													
Battery	0.0	0.0	0.0	0.0	0.0	0.0	0.0	0.0	0.0	0.0	0.0	0.0	0.0
Gas Gathering System	0.0	0.0	0.0	0.0	0.0	0.0	0.0	0.0	0.0	0.0	0.0	0.0	0.0
Gas Plant	0.0	0.0	0.0	0.0	0.0	0.0	0.0	0.0	0.0	0.0	0.0	0.0	0.0
Injection Facility	0.0	0.0	0.0	0.0	0.0	0.0	0.0	0.0	0.0	0.0	0.0	0.0	0.0
Meter Station	0.0	0.0	0.0	0.0	0.0	0.0	0.0	0.0	0.0	0.0	0.0	0.0	0.0
Other	0.0	0.0	0.0	0.0	0.0	0.0	0.0	0.0	0.0	0.0	0.0	0.0	0.0
Alberta Commercial	0.0	0.0	0.0	0.0	0.0	0.0	0.0	0.0	0.0	0.0	0.0	0.0	0.0
Alberta Industrial	0.0	0.0	0.0	0.0	0.0	0.0	0.0	0.0	0.0	0.0	0.0	0.0	0.0
Alberta Residential	0.0	0.0	0.0	0.0	0.0	0.0	0.0	0.0	0.0	0.0	0.0	0.0	0.0
Alberta Elec.Generation	0.0	0.0	0.0	0.0	0.0	0.0	0.0	0.0	0.0	0.0	0.0	0.0	0.0
Shrinkage													
Acid Gas	0.0	0.0	0.0	0.0	0.0	0.0	0.0	0.0	0.0	0.0	0.0	0.0	0.0
Other products	0.0	0.0	0.0	0.0	0.0	0.0	0.0	0.0	0.0	0.0	0.0	0.0	0.0
Fuel	1.3	1.3	1.3	1.3	1.3	0.0	0.0	0.0	0.0	0.0	0.0	0.0	6.5
Flared	0.0	0.0	0.0	0.0	0.0	0.0	0.0	0.0	0.0	0.0	0.0	0.0	0.0
Vented	0.0	0.0	0.0	0.0	0.0	0.0	0.0	0.0	0.0	0.0	0.0	0.0	0.0
Diff and Other	0.0	0.0	0.0	0.0	0.0	0.0	0.0	0.0	0.0	0.0	0.0	0.0	0.0
Process and Frac													
Pentanes Plus	0.0	0.0	0.0	0.0	0.0	0.0	0.0	0.0	0.0	0.0	0.0	0.0	0.0
Propane	0.0	0.0	0.0	0.0	0.0	0.0	0.0	0.0	0.0	0.0	0.0	0.0	0.0
Butanes	0.0	0.0	0.0	0.0	0.0	0.0	0.0	0.0	0.0	0.0	0.0	0.0	0.0
Ethane	0.0	0.0	0.0	0.0	0.0	0.0	0.0	0.0	0.0	0.0	0.0	0.0	0.0
NGL MIX	0.0	0.0	0.0	0.0	0.0	0.0	0.0	0.0	0.0	0.0	0.0	0.0	0.0
Sulphur	0.0	0.0	0.0	0.0	0.0	0.0	0.0	0.0	0.0	0.0	0.0	0.0	0.0
Sulphur Closing Inv	0.0	0.0	0.0	0.0	0.0	0.0	0.0	0.0	0.0	0.0	0.0	0.0	0.0

Unit of Measurement: Gas and Gas equivalent products: 1000m3, Liquids: m3, Sulphur: MTS

VPR6200

Facility ID ABGP0001037
Facility Licence # 3578

Facility Name SHELL JUMPING POUND
Facility Operator A5C4 PEA

Production Month	202001	202002	202003	202004	202005	202006	202007	202008	202009	202010	202011	202012	Totals
Receipts													
Receipts from Alberta Facilities	83,579.0	56,895.6	85,514.1	78,431.2	77,897.0	0.0	0.0	0.0	0.0	0.0	0.0	0.0	382,316.9
Receipts from Non-Alberta Facilities	0.0	0.0	0.0	0.0	0.0	0.0	0.0	0.0	0.0	0.0	0.0	0.0	0.0
Dispositions													
Disposition													
Battery	4,065.7	3,018.1	4,212.2	2,854.7	2,703.5	0.0	0.0	0.0	0.0	0.0	0.0	0.0	16,854.2
Gas Gathering System	0.0	0.0	0.0	0.0	0.0	0.0	0.0	0.0	0.0	0.0	0.0	0.0	0.0
Gas Plant	0.0	0.0	0.0	0.0	0.0	0.0	0.0	0.0	0.0	0.0	0.0	0.0	0.0
Injection Facility	0.0	0.0	0.0	0.0	0.0	0.0	0.0	0.0	0.0	0.0	0.0	0.0	0.0
Meter Station	54,768.9	36,578.9	56,618.3	52,302.6	52,509.1	0.0	0.0	0.0	0.0	0.0	0.0	0.0	252,777.8
Other	0.0	0.0	0.0	0.0	0.0	0.0	0.0	0.0	0.0	0.0	0.0	0.0	0.0
Alberta Commercial	0.0	0.0	0.0	0.0	0.0	0.0	0.0	0.0	0.0	0.0	0.0	0.0	0.0
Alberta Industrial	0.0	0.0	0.0	0.0	0.0	0.0	0.0	0.0	0.0	0.0	0.0	0.0	0.0
Alberta Residential	0.0	0.0	0.0	0.0	0.0	0.0	0.0	0.0	0.0	0.0	0.0	0.0	0.0
Alberta Elec.Generation	0.0	0.0	0.0	0.0	0.0	0.0	0.0	0.0	0.0	0.0	0.0	0.0	0.0
Shrinkage													
Acid Gas	14,453.0	9,489.3	14,387.0	12,730.2	12,763.9	0.0	0.0	0.0	0.0	0.0	0.0	0.0	63,823.4
Other products	6,103.7	4,059.8	6,538.5	6,203.0	6,351.7	0.0	0.0	0.0	0.0	0.0	0.0	0.0	29,256.7
Fuel	5,044.5	4,723.9	4,931.7	4,991.7	4,755.9	0.0	0.0	0.0	0.0	0.0	0.0	0.0	24,447.7
Flared	350.2	275.8	255.0	245.9	242.9	0.0	0.0	0.0	0.0	0.0	0.0	0.0	1,369.8
Vented	0.0	0.0	0.0	0.0	0.0	0.0	0.0	0.0	0.0	0.0	0.0	0.0	0.0
Diff and Other	-1,207.0	-1,250.2	-1,428.6	-896.9	-1,430.0	0.0	0.0	0.0	0.0	0.0	0.0	0.0	-6,212.7
Process and Frac													
Pentanes Plus	5,184.7	3,725.2	5,341.3	4,745.2	4,737.1	0.0	0.0	0.0	0.0	0.0	0.0	0.0	23,733.5
Propane	5,995.3	4,107.6	6,247.6	5,327.9	5,113.8	0.0	0.0	0.0	0.0	0.0	0.0	0.0	26,792.2
Butanes	5,152.7	3,148.3	5,018.7	5,129.8	6,192.1	0.0	0.0	0.0	0.0	0.0	0.0	0.0	24,641.6
Ethane	8,601.5	5,987.6	9,909.0	9,072.8	8,917.7	0.0	0.0	0.0	0.0	0.0	0.0	0.0	42,488.6
NGL MIX	0.0	0.0	43.5	0.0	0.0	0.0	0.0	0.0	0.0	0.0	0.0	0.0	43.5
Sulphur	13,660.7	8,655.0	13,296.4	11,606.4	11,459.1	0.0	0.0	0.0	0.0	0.0	0.0	0.0	58,677.6
Sulphur Closing Inv	1,410.6	856.7	1,182.3	1,013.1	1,777.1	0.0	0.0	0.0	0.0	0.0	0.0	0.0	

Unit of Measurement: Gas and Gas equivalent products: 1000m3, Liquids: m3, Sulphur: MTS

VPR6200

Facility ID ABGP0001047

Facility Name KEYERA MINNEHIK-BUCK LAKE 10-05

Facility Licence # 9931

Facility Operator AOC0 KEYERA

Production Month	202001	202002	202003	202004	202005	202006	202007	202008	202009	202010	202011	202012	Totals
Receipts													
Receipts from Alberta Facilities	14,393.8	12,705.8	13,129.7	9,862.3	2,175.7	0.0	0.0	0.0	0.0	0.0	0.0	0.0	52,267.3
Receipts from Non-Alberta Facilities	0.0	0.0	0.0	0.0	0.0	0.0	0.0	0.0	0.0	0.0	0.0	0.0	0.0
Dispositions													
Disposition													
Battery	0.3	0.3	0.3	0.3	0.3	0.0	0.0	0.0	0.0	0.0	0.0	0.0	1.5
Gas Gathering System	455.9	402.9	417.2	354.1	137.6	0.0	0.0	0.0	0.0	0.0	0.0	0.0	1,767.7
Gas Plant	0.0	0.0	0.0	0.0	0.0	0.0	0.0	0.0	0.0	0.0	0.0	0.0	0.0
Injection Facility	0.0	0.0	0.0	0.0	0.0	0.0	0.0	0.0	0.0	0.0	0.0	0.0	0.0
Meter Station	10,402.7	9,119.0	8,894.5	6,834.2	354.6	0.0	0.0	0.0	0.0	0.0	0.0	0.0	35,605.0
Other	0.0	0.0	0.0	0.0	0.0	0.0	0.0	0.0	0.0	0.0	0.0	0.0	0.0
Alberta Commercial	253.5	177.4	200.8	6.9	198.4	0.0	0.0	0.0	0.0	0.0	0.0	0.0	837.0
Alberta Industrial	0.0	0.0	0.0	0.0	0.0	0.0	0.0	0.0	0.0	0.0	0.0	0.0	0.0
Alberta Residential	0.0	0.0	0.0	0.0	0.0	0.0	0.0	0.0	0.0	0.0	0.0	0.0	0.0
Alberta Elec.Generation	0.0	0.0	0.0	0.0	0.0	0.0	0.0	0.0	0.0	0.0	0.0	0.0	0.0
Shrinkage													
Acid Gas	501.5	443.7	459.0	339.0	45.5	0.0	0.0	0.0	0.0	0.0	0.0	0.0	1,788.7
Other products	904.7	834.8	801.7	654.9	150.3	0.0	0.0	0.0	0.0	0.0	0.0	0.0	3,346.4
Fuel	2,123.7	1,855.9	1,962.0	1,223.3	786.3	0.0	0.0	0.0	0.0	0.0	0.0	0.0	7,951.2
Flared	36.5	29.1	25.3	237.2	86.6	0.0	0.0	0.0	0.0	0.0	0.0	0.0	414.7
Vented	0.0	7.7	7.4	7.6	9.2	0.0	0.0	0.0	0.0	0.0	0.0	0.0	31.9
Diff and Other	-285.0	-165.0	361.5	204.8	406.9	0.0	0.0	0.0	0.0	0.0	0.0	0.0	523.2
Process and Frac													
Pentanes Plus	608.1	623.6	531.0	586.7	238.6	0.0	0.0	0.0	0.0	0.0	0.0	0.0	2,588.0
Propane	0.0	0.0	0.0	0.0	0.0	0.0	0.0	0.0	0.0	0.0	0.0	0.0	0.0
Butanes	0.0	0.0	0.0	0.0	0.0	0.0	0.0	0.0	0.0	0.0	0.0	0.0	0.0
Ethane	0.0	0.0	0.0	0.0	0.0	0.0	0.0	0.0	0.0	0.0	0.0	0.0	0.0
NGL MIX	3,136.5	2,848.0	2,791.8	2,154.1	406.6	0.0	0.0	0.0	0.0	0.0	0.0	0.0	11,337.0
Sulphur	265.2	351.1	265.1	148.0	7.8	0.0	0.0	0.0	0.0	0.0	0.0	0.0	1,037.2
Sulphur Closing Inv	89.2	110.5	81.9	61.7	28.3	0.0	0.0	0.0	0.0	0.0	0.0	0.0	

Unit of Measurement: Gas and Gas equivalent products: 1000m3, Liquids: m3, Sulphur: MTS

VPR6200

Facility ID ABGP0001054
Facility Licence # 3653

Facility Name D Energy Wildcat Hills 6-16-26-5W5
Facility Operator A68P

Production Month	202001	202002	202003	202004	202005	202006	202007	202008	202009	202010	202011	202012	Totals
Receipts													
Receipts from Alberta Facilities	71,446.1	67,799.9	66,948.3	64,818.8	60,020.6	0.0	0.0	0.0	0.0	0.0	0.0	0.0	331,033.7
Receipts from Non-Alberta Facilities	0.0	0.0	0.0	0.0	0.0	0.0	0.0	0.0	0.0	0.0	0.0	0.0	0.0
Dispositions													
Disposition													
Battery	1,285.3	892.9	937.5	1,288.9	1,233.9	0.0	0.0	0.0	0.0	0.0	0.0	0.0	5,638.5
Gas Gathering System	0.0	0.0	0.0	0.0	0.0	0.0	0.0	0.0	0.0	0.0	0.0	0.0	0.0
Gas Plant	0.0	0.0	0.0	0.0	0.0	0.0	0.0	0.0	0.0	0.0	0.0	0.0	0.0
Injection Facility	0.0	0.0	0.0	0.0	0.0	0.0	0.0	0.0	0.0	0.0	0.0	0.0	0.0
Meter Station	53,899.7	50,857.1	53,892.3	52,267.9	48,422.1	0.0	0.0	0.0	0.0	0.0	0.0	0.0	259,339.1
Other	0.3	0.3	0.4	0.4	0.0	0.0	0.0	0.0	0.0	0.0	0.0	0.0	1.4
Alberta Commercial	0.0	0.0	0.0	0.0	0.0	0.0	0.0	0.0	0.0	0.0	0.0	0.0	0.0
Alberta Industrial	0.0	0.0	0.0	0.0	0.0	0.0	0.0	0.0	0.0	0.0	0.0	0.0	0.0
Alberta Residential	0.0	0.0	0.0	0.0	0.0	0.0	0.0	0.0	0.0	0.0	0.0	0.0	0.0
Alberta Elec.Generation	0.0	0.0	0.0	0.0	0.0	0.0	0.0	0.0	0.0	0.0	0.0	0.0	0.0
Shrinkage													
Acid Gas	8,086.4	7,867.5	8,183.9	8,030.2	7,093.4	0.0	0.0	0.0	0.0	0.0	0.0	0.0	39,261.4
Other products	164.5	152.3	158.3	152.5	145.8	0.0	0.0	0.0	0.0	0.0	0.0	0.0	773.4
Fuel	3,132.5	2,531.7	2,749.2	2,472.7	2,557.1	0.0	0.0	0.0	0.0	0.0	0.0	0.0	13,443.2
Flared	6.3	0.0	0.0	74.1	111.6	0.0	0.0	0.0	0.0	0.0	0.0	0.0	192.0
Vented	0.0	0.0	0.0	0.0	0.0	0.0	0.0	0.0	0.0	0.0	0.0	0.0	0.0
Diff and Other	4,871.1	5,498.1	1,026.7	532.1	456.7	0.0	0.0	0.0	0.0	0.0	0.0	0.0	12,384.7
Process and Frac													
Pentanes Plus	796.1	737.0	766.1	737.9	705.7	0.0	0.0	0.0	0.0	0.0	0.0	0.0	3,742.8
Propane	0.0	0.0	0.0	0.0	0.0	0.0	0.0	0.0	0.0	0.0	0.0	0.0	0.0
Butanes	0.0	0.0	0.0	0.0	0.0	0.0	0.0	0.0	0.0	0.0	0.0	0.0	0.0
Ethane	0.0	0.0	0.0	0.0	0.0	0.0	0.0	0.0	0.0	0.0	0.0	0.0	0.0
NGL MIX	0.0	0.0	0.0	0.0	0.0	0.0	0.0	0.0	0.0	0.0	0.0	0.0	0.0
Sulphur	5,795.8	5,547.5	5,497.7	5,237.2	4,837.9	0.0	0.0	0.0	0.0	0.0	0.0	0.0	26,916.1
Sulphur Closing Inv	816.6	869.1	883.5	710.7	587.7	0.0	0.0	0.0	0.0	0.0	0.0	0.0	

Unit of Measurement: Gas and Gas equivalent products: 1000m3, Liquids: m3, Sulphur: MTS

VPR6200

Facility ID ABGP0001056
Facility Licence # 65

Facility Name SHELL WATERTON
Facility Operator A5C4 PEA

Production Month	202001	202002	202003	202004	202005	202006	202007	202008	202009	202010	202011	202012	Totals
Receipts													
Receipts from Alberta Facilities	74,922.8	70,805.1	81,683.2	78,690.2	74,077.4	0.0	0.0	0.0	0.0	0.0	0.0	0.0	380,178.7
Receipts from Non-Alberta Facilities	0.0	0.0	0.0	0.0	0.0	0.0	0.0	0.0	0.0	0.0	0.0	0.0	0.0
Dispositions													
Disposition													
Battery	3,095.3	3,285.9	3,397.7	3,096.1	3,120.8	0.0	0.0	0.0	0.0	0.0	0.0	0.0	15,995.8
Gas Gathering System	0.0	0.0	0.0	0.0	0.0	0.0	0.0	0.0	0.0	0.0	0.0	0.0	0.0
Gas Plant	0.0	0.0	0.0	0.0	0.0	0.0	0.0	0.0	0.0	0.0	0.0	0.0	0.0
Injection Facility	0.0	0.0	0.0	0.0	0.0	0.0	0.0	0.0	0.0	0.0	0.0	0.0	0.0
Meter Station	36,048.0	37,468.7	44,353.1	42,234.3	39,110.8	0.0	0.0	0.0	0.0	0.0	0.0	0.0	199,214.9
Other	0.0	0.0	0.0	0.0	0.0	0.0	0.0	0.0	0.0	0.0	0.0	0.0	0.0
Alberta Commercial	0.0	0.0	0.0	0.0	0.0	0.0	0.0	0.0	0.0	0.0	0.0	0.0	0.0
Alberta Industrial	0.0	0.0	0.0	0.0	0.0	0.0	0.0	0.0	0.0	0.0	0.0	0.0	0.0
Alberta Residential	0.0	0.0	0.0	0.0	0.0	0.0	0.0	0.0	0.0	0.0	0.0	0.0	0.0
Alberta Elec.Generation	0.0	0.0	0.0	0.0	0.0	0.0	0.0	0.0	0.0	0.0	0.0	0.0	0.0
Shrinkage													
Acid Gas	20,895.3	20,110.8	22,907.3	22,124.2	20,920.1	0.0	0.0	0.0	0.0	0.0	0.0	0.0	106,957.7
Other products	3,498.3	3,921.3	4,538.3	4,472.8	4,139.7	0.0	0.0	0.0	0.0	0.0	0.0	0.0	20,570.4
Fuel	9,997.6	9,152.5	9,611.9	9,322.9	9,416.0	0.0	0.0	0.0	0.0	0.0	0.0	0.0	47,500.9
Flared	2,518.7	8.5	1.9	2.7	20.5	0.0	0.0	0.0	0.0	0.0	0.0	0.0	2,552.3
Vented	0.0	0.0	0.0	0.0	0.0	0.0	0.0	0.0	0.0	0.0	0.0	0.0	0.0
Diff and Other	-1,130.4	-3,142.6	-3,127.0	-2,562.8	-2,650.5	0.0	0.0	0.0	0.0	0.0	0.0	0.0	-12,613.3
Process and Frac													
Pentanes Plus	7,138.2	6,846.7	8,064.2	8,098.0	8,045.4	0.0	0.0	0.0	0.0	0.0	0.0	0.0	38,192.5
Propane	2,281.1	2,363.8	2,739.3	2,757.1	2,533.1	0.0	0.0	0.0	0.0	0.0	0.0	0.0	12,674.4
Butanes	1,166.5	1,961.2	2,531.0	2,059.2	2,225.5	0.0	0.0	0.0	0.0	0.0	0.0	0.0	9,943.4
Ethane	3,997.5	4,964.1	5,418.4	5,541.9	4,473.1	0.0	0.0	0.0	0.0	0.0	0.0	0.0	24,395.0
NGL MIX	0.0	0.0	0.0	0.0	0.0	0.0	0.0	0.0	0.0	0.0	0.0	0.0	0.0
Sulphur	21,589.3	20,545.7	23,401.6	22,791.5	21,487.0	0.0	0.0	0.0	0.0	0.0	0.0	0.0	109,815.1
Sulphur Closing Inv	44,488.1	44,488.1	44,488.1	44,488.1	44,488.1	0.0	0.0	0.0	0.0	0.0	0.0	0.0	

Unit of Measurement: Gas and Gas equivalent products: 1000m3, Liquids: m3, Sulphur: MTS

VPR6200

Facility ID ABGP0001060
Facility Licence # 4285

Facility Name SOLEX HARMATTAN-ELKTON
Facility Operator A0TK AOP

Production Month	202001	202002	202003	202004	202005	202006	202007	202008	202009	202010	202011	202012	Totals
Receipts													
Receipts from Alberta Facilities	305,519.1	291,336.5	267,291.3	281,086.5	276,071.1	0.0	0.0	0.0	0.0	0.0	0.0	0.0	1,421,304.5
Receipts from Non-Alberta Facilities	0.0	0.0	0.0	0.0	0.0	0.0	0.0	0.0	0.0	0.0	0.0	0.0	0.0
Dispositions													
Disposition													
Battery	0.0	0.0	0.0	0.0	0.0	0.0	0.0	0.0	0.0	0.0	0.0	0.0	0.0
Gas Gathering System	400.6	365.8	387.1	361.7	260.1	0.0	0.0	0.0	0.0	0.0	0.0	0.0	1,775.3
Gas Plant	0.0	0.0	0.0	0.0	0.0	0.0	0.0	0.0	0.0	0.0	0.0	0.0	0.0
Injection Facility	0.0	0.0	0.0	0.0	0.0	0.0	0.0	0.0	0.0	0.0	0.0	0.0	0.0
Meter Station	255,553.6	240,431.8	217,138.2	230,585.2	227,421.4	0.0	0.0	0.0	0.0	0.0	0.0	0.0	1,171,130.2
Other	0.0	0.0	0.0	0.0	0.0	0.0	0.0	0.0	0.0	0.0	0.0	0.0	0.0
Alberta Commercial	5,523.9	5,057.6	5,097.8	4,663.1	5,076.4	0.0	0.0	0.0	0.0	0.0	0.0	0.0	25,418.8
Alberta Industrial	0.0	0.0	0.0	0.0	0.0	0.0	0.0	0.0	0.0	0.0	0.0	0.0	0.0
Alberta Residential	0.0	0.0	0.0	0.0	0.0	0.0	0.0	0.0	0.0	0.0	0.0	0.0	0.0
Alberta Elec.Generation	0.0	0.0	0.0	0.0	0.0	0.0	0.0	0.0	0.0	0.0	0.0	0.0	0.0
Shrinkage													
Acid Gas	2,730.5	2,604.3	2,764.3	2,510.5	2,233.5	0.0	0.0	0.0	0.0	0.0	0.0	0.0	12,843.1
Other products	34,671.3	35,902.1	34,230.6	34,589.0	33,433.4	0.0	0.0	0.0	0.0	0.0	0.0	0.0	172,826.4
Fuel	8,242.3	7,902.1	8,246.2	7,907.7	7,661.6	0.0	0.0	0.0	0.0	0.0	0.0	0.0	39,959.9
Flared	650.0	532.1	629.4	691.9	703.5	0.0	0.0	0.0	0.0	0.0	0.0	0.0	3,206.9
Vented	28.9	21.4	17.2	4.9	4.5	0.0	0.0	0.0	0.0	0.0	0.0	0.0	76.9
Diff and Other	-2,282.0	-1,480.7	-1,219.5	-227.5	-723.3	0.0	0.0	0.0	0.0	0.0	0.0	0.0	-5,933.0
Process and Frac													
Pentanes Plus	0.0	0.0	0.0	0.0	0.0	0.0	0.0	0.0	0.0	0.0	0.0	0.0	0.0
Propane	0.0	0.0	0.0	0.0	0.0	0.0	0.0	0.0	0.0	0.0	0.0	0.0	0.0
Butanes	0.0	0.0	0.0	0.0	0.0	0.0	0.0	0.0	0.0	0.0	0.0	0.0	0.0
Ethane	0.0	0.0	0.0	0.0	0.0	0.0	0.0	0.0	0.0	0.0	0.0	0.0	0.0
NGL MIX	128,026.3	132,246.9	126,412.7	127,348.8	122,732.4	0.0	0.0	0.0	0.0	0.0	0.0	0.0	636,767.1
Sulphur	255.9	232.9	244.2	206.9	170.6	0.0	0.0	0.0	0.0	0.0	0.0	0.0	1,110.5
Sulphur Closing Inv	205.0	228.6	215.8	219.2	221.6	0.0	0.0	0.0	0.0	0.0	0.0	0.0	

Unit of Measurement: Gas and Gas equivalent products: 1000m3, Liquids: m3, Sulphur: MTS

VPR6200

Facility ID ABGP0001079

Facility Name PRIMEWEST CROSSFIELD EAST

Facility Licence # 3859

Facility Operator A2TG TQN

Production Month	202001	202002	202003	202004	202005	202006	202007	202008	202009	202010	202011	202012	Totals
Receipts													
Receipts from Alberta Facilities	20,493.7	19,408.8	20,179.9	20,190.4	20,302.7	0.0	0.0	0.0	0.0	0.0	0.0	0.0	100,575.5
Receipts from Non-Alberta Facilities	0.0	0.0	0.0	0.0	0.0	0.0	0.0	0.0	0.0	0.0	0.0	0.0	0.0
Dispositions													
Disposition													
Battery	451.2	458.3	439.5	432.8	424.5	0.0	0.0	0.0	0.0	0.0	0.0	0.0	2,206.3
Gas Gathering System	227.2	240.8	238.5	208.6	164.0	0.0	0.0	0.0	0.0	0.0	0.0	0.0	1,079.1
Gas Plant	0.0	0.0	0.0	0.0	0.0	0.0	0.0	0.0	0.0	0.0	0.0	0.0	0.0
Injection Facility	0.0	0.0	0.0	0.0	0.0	0.0	0.0	0.0	0.0	0.0	0.0	0.0	0.0
Meter Station	12,782.7	12,284.0	12,384.3	12,614.7	12,862.1	0.0	0.0	0.0	0.0	0.0	0.0	0.0	62,927.8
Other	0.0	0.0	0.0	0.0	0.0	0.0	0.0	0.0	0.0	0.0	0.0	0.0	0.0
Alberta Commercial	0.0	0.0	0.0	0.0	0.0	0.0	0.0	0.0	0.0	0.0	0.0	0.0	0.0
Alberta Industrial	0.0	0.0	0.0	0.0	0.0	0.0	0.0	0.0	0.0	0.0	0.0	0.0	0.0
Alberta Residential	0.0	0.0	0.0	0.0	0.0	0.0	0.0	0.0	0.0	0.0	0.0	0.0	0.0
Alberta Elec.Generation	0.0	0.0	0.0	0.0	0.0	0.0	0.0	0.0	0.0	0.0	0.0	0.0	0.0
Shrinkage													
Acid Gas	4,068.9	3,853.9	4,015.6	4,191.9	4,129.7	0.0	0.0	0.0	0.0	0.0	0.0	0.0	20,260.0
Other products	307.1	309.0	285.9	300.4	271.8	0.0	0.0	0.0	0.0	0.0	0.0	0.0	1,474.2
Fuel	3,049.2	2,742.5	3,108.1	2,820.0	2,697.9	0.0	0.0	0.0	0.0	0.0	0.0	0.0	14,417.7
Flared	0.7	38.0	78.3	29.1	120.5	0.0	0.0	0.0	0.0	0.0	0.0	0.0	266.6
Vented	0.0	0.0	0.0	0.0	0.0	0.0	0.0	0.0	0.0	0.0	0.0	0.0	0.0
Diff and Other	-393.3	-517.7	-370.3	-407.1	-367.8	0.0	0.0	0.0	0.0	0.0	0.0	0.0	-2,056.2
Process and Frac													
Pentanes Plus	1,073.0	995.0	939.8	999.5	972.2	0.0	0.0	0.0	0.0	0.0	0.0	0.0	4,979.5
Propane	0.0	0.0	0.0	0.0	0.0	0.0	0.0	0.0	0.0	0.0	0.0	0.0	0.0
Butanes	0.0	0.0	0.0	0.0	0.0	0.0	0.0	0.0	0.0	0.0	0.0	0.0	0.0
Ethane	0.0	0.0	0.0	0.0	0.0	0.0	0.0	0.0	0.0	0.0	0.0	0.0	0.0
NGL MIX	341.5	413.9	367.5	375.8	287.4	0.0	0.0	0.0	0.0	0.0	0.0	0.0	1,786.1
Sulphur	3,834.2	3,531.9	3,685.2	3,894.1	3,824.7	0.0	0.0	0.0	0.0	0.0	0.0	0.0	18,770.1
Sulphur Closing Inv	149.2	201.0	208.0	221.5	169.5	0.0	0.0	0.0	0.0	0.0	0.0	0.0	

Unit of Measurement: Gas and Gas equivalent products: 1000m3, Liquids: m3, Sulphur: MTS

VPR6200

Facility ID ABGP0001084

Facility Name EDSON 04-11-053-18W5 GP

Facility Licence # 12339

Facility Operator 0039 ROGCI

Production Month	202001	202002	202003	202004	202005	202006	202007	202008	202009	202010	202011	202012	Totals
Receipts													
Receipts from Alberta Facilities	105,752.9	98,690.3	107,595.9	102,423.2	105,385.3	0.0	0.0	0.0	0.0	0.0	0.0	0.0	519,847.6
Receipts from Non-Alberta Facilities	0.0	0.0	0.0	0.0	0.0	0.0	0.0	0.0	0.0	0.0	0.0	0.0	0.0
Dispositions													
Disposition													
Battery	46.7	42.7	44.1	34.1	10.1	0.0	0.0	0.0	0.0	0.0	0.0	0.0	177.7
Gas Gathering System	0.0	0.0	0.0	0.0	0.0	0.0	0.0	0.0	0.0	0.0	0.0	0.0	0.0
Gas Plant	0.0	0.0	0.0	0.0	0.0	0.0	0.0	0.0	0.0	0.0	0.0	0.0	0.0
Injection Facility	0.0	0.0	0.0	0.0	0.0	0.0	0.0	0.0	0.0	0.0	0.0	0.0	0.0
Meter Station	93,241.4	87,126.9	95,996.3	91,259.1	92,557.1	0.0	0.0	0.0	0.0	0.0	0.0	0.0	460,180.8
Other	0.0	0.0	0.0	0.0	0.0	0.0	0.0	0.0	0.0	0.0	0.0	0.0	0.0
Alberta Commercial	0.0	0.0	0.0	0.0	0.0	0.0	0.0	0.0	0.0	0.0	0.0	0.0	0.0
Alberta Industrial	0.0	0.0	0.0	0.0	0.0	0.0	0.0	0.0	0.0	0.0	0.0	0.0	0.0
Alberta Residential	0.0	0.0	0.0	0.0	0.0	0.0	0.0	0.0	0.0	0.0	0.0	0.0	0.0
Alberta Elec.Generation	0.0	0.0	0.0	0.0	0.0	0.0	0.0	0.0	0.0	0.0	0.0	0.0	0.0
Shrinkage													
Acid Gas	0.0	0.0	0.0	0.0	0.0	0.0	0.0	0.0	0.0	0.0	0.0	0.0	0.0
Other products	4,212.7	4,032.7	3,571.8	3,641.0	3,856.2	0.0	0.0	0.0	0.0	0.0	0.0	0.0	19,314.4
Fuel	5,855.7	5,288.9	6,368.7	5,794.1	6,610.7	0.0	0.0	0.0	0.0	0.0	0.0	0.0	29,918.1
Flared	2,386.5	1,995.1	2,531.9	2,464.0	2,515.5	0.0	0.0	0.0	0.0	0.0	0.0	0.0	11,893.0
Vented	83.5	56.6	68.5	51.9	50.6	0.0	0.0	0.0	0.0	0.0	0.0	0.0	311.1
Diff and Other	-73.6	147.4	-985.4	-821.0	-214.9	0.0	0.0	0.0	0.0	0.0	0.0	0.0	-1,947.5
Process and Frac													
Pentanes Plus	2,874.2	2,870.9	3,147.1	2,713.3	2,865.6	0.0	0.0	0.0	0.0	0.0	0.0	0.0	14,471.1
Propane	0.0	0.0	0.0	0.0	0.0	0.0	0.0	0.0	0.0	0.0	0.0	0.0	0.0
Butanes	0.0	0.0	0.0	0.0	0.0	0.0	0.0	0.0	0.0	0.0	0.0	0.0	0.0
Ethane	0.0	0.0	0.0	0.0	0.0	0.0	0.0	0.0	0.0	0.0	0.0	0.0	0.0
NGL MIX	14,271.2	13,565.7	11,584.2	12,222.4	12,970.8	0.0	0.0	0.0	0.0	0.0	0.0	0.0	64,614.3
Sulphur	1,037.6	918.9	1,154.3	1,067.7	1,239.7	0.0	0.0	0.0	0.0	0.0	0.0	0.0	5,418.2
Sulphur Closing Inv	325.7	122.9	115.6	127.5	98.0	0.0	0.0	0.0	0.0	0.0	0.0	0.0	

Unit of Measurement: Gas and Gas equivalent products: 1000m3, Liquids: m3, Sulphur: MTS

VPR6200

Facility ID ABGP0001089

Facility Name PADDLE RIVER 13-06-057-8W5 Gas Plant

Facility Licence # 23271

Facility Operator A74Y TIDEWATER

Production Month	202001	202002	202003	202004	202005	202006	202007	202008	202009	202010	202011	202012	Totals
Receipts													
Receipts from Alberta Facilities	14,364.7	84.5	91.7	29.1	0.0	0.0	0.0	0.0	0.0	0.0	0.0	0.0	14,570.0
Receipts from Non-Alberta Facilities	0.0	0.0	0.0	0.0	0.0	0.0	0.0	0.0	0.0	0.0	0.0	0.0	0.0
Dispositions													
Disposition													
Battery	0.0	0.0	0.0	0.0	0.0	0.0	0.0	0.0	0.0	0.0	0.0	0.0	0.0
Gas Gathering System	0.0	0.0	0.0	0.0	0.0	0.0	0.0	0.0	0.0	0.0	0.0	0.0	0.0
Gas Plant	0.0	0.0	0.0	0.0	0.0	0.0	0.0	0.0	0.0	0.0	0.0	0.0	0.0
Injection Facility	0.0	0.0	0.0	0.0	0.0	0.0	0.0	0.0	0.0	0.0	0.0	0.0	0.0
Meter Station	13,940.5	0.0	0.0	0.0	0.0	0.0	0.0	0.0	0.0	0.0	0.0	0.0	13,940.5
Other	0.0	0.0	0.0	0.0	0.0	0.0	0.0	0.0	0.0	0.0	0.0	0.0	0.0
Alberta Commercial	0.0	0.0	0.0	0.0	0.0	0.0	0.0	0.0	0.0	0.0	0.0	0.0	0.0
Alberta Industrial	0.0	0.0	0.0	0.0	0.0	0.0	0.0	0.0	0.0	0.0	0.0	0.0	0.0
Alberta Residential	0.0	0.0	0.0	0.0	0.0	0.0	0.0	0.0	0.0	0.0	0.0	0.0	0.0
Alberta Elec.Generation	0.0	0.0	0.0	0.0	0.0	0.0	0.0	0.0	0.0	0.0	0.0	0.0	0.0
Shrinkage													
Acid Gas	0.0	0.0	0.0	0.0	0.0	0.0	0.0	0.0	0.0	0.0	0.0	0.0	0.0
Other products	270.5	0.0	0.0	0.0	0.0	0.0	0.0	0.0	0.0	0.0	0.0	0.0	270.5
Fuel	427.8	84.4	91.6	28.2	0.0	0.0	0.0	0.0	0.0	0.0	0.0	0.0	632.0
Flared	1.9	1.7	1.9	0.6	0.0	0.0	0.0	0.0	0.0	0.0	0.0	0.0	6.1
Vented	0.0	0.0	0.0	0.0	0.0	0.0	0.0	0.0	0.0	0.0	0.0	0.0	0.0
Diff and Other	-276.0	-1.6	-1.8	0.3	0.0	0.0	0.0	0.0	0.0	0.0	0.0	0.0	-279.1
Process and Frac													
Pentanes Plus	0.0	0.0	0.0	0.0	0.0	0.0	0.0	0.0	0.0	0.0	0.0	0.0	0.0
Propane	0.0	0.0	0.0	0.0	0.0	0.0	0.0	0.0	0.0	0.0	0.0	0.0	0.0
Butanes	0.0	0.0	0.0	0.0	0.0	0.0	0.0	0.0	0.0	0.0	0.0	0.0	0.0
Ethane	0.0	0.0	0.0	0.0	0.0	0.0	0.0	0.0	0.0	0.0	0.0	0.0	0.0
NGL MIX	1,036.9	0.0	0.0	0.0	4.1	0.0	0.0	0.0	0.0	0.0	0.0	0.0	1,041.0
Sulphur	0.0	0.0	0.0	0.0	0.0	0.0	0.0	0.0	0.0	0.0	0.0	0.0	0.0
Sulphur Closing Inv	0.0	0.0	0.0	0.0	0.0	0.0	0.0	0.0	0.0	0.0	0.0	0.0	0.0

Unit of Measurement: Gas and Gas equivalent products: 1000m3, Liquids: m3, Sulphur: MTS

VPR6200

Facility ID ABGP0001105
Facility Licence # 17932

Facility Name HUSKY RAINBOW 10-10
Facility Operator OR46 HUSKY

Production Month	202001	202002	202003	202004	202005	202006	202007	202008	202009	202010	202011	202012	Totals
Receipts													
Receipts from Alberta Facilities	93,502.0	95,465.7	98,442.6	92,849.8	96,392.8	0.0	0.0	0.0	0.0	0.0	0.0	0.0	476,652.9
Receipts from Non-Alberta Facilities	0.0	0.0	0.0	0.0	0.0	0.0	0.0	0.0	0.0	0.0	0.0	0.0	0.0
Dispositions													
Disposition													
Battery	3,108.4	2,832.7	2,725.0	2,539.1	2,474.4	0.0	0.0	0.0	0.0	0.0	0.0	0.0	13,679.6
Gas Gathering System	0.0	0.0	0.0	0.0	0.0	0.0	0.0	0.0	0.0	0.0	0.0	0.0	0.0
Gas Plant	0.0	0.0	0.0	0.0	0.0	0.0	0.0	0.0	0.0	0.0	0.0	0.0	0.0
Injection Facility	30,592.7	25,875.3	25,276.9	26,186.6	25,734.8	0.0	0.0	0.0	0.0	0.0	0.0	0.0	133,666.3
Meter Station	44,921.4	54,629.6	50,887.8	50,614.8	58,138.3	0.0	0.0	0.0	0.0	0.0	0.0	0.0	259,191.9
Other	0.0	0.0	0.0	0.0	0.0	0.0	0.0	0.0	0.0	0.0	0.0	0.0	0.0
Alberta Commercial	0.0	0.0	0.0	0.0	0.0	0.0	0.0	0.0	0.0	0.0	0.0	0.0	0.0
Alberta Industrial	0.0	0.0	0.0	0.0	0.0	0.0	0.0	0.0	0.0	0.0	0.0	0.0	0.0
Alberta Residential	0.0	0.0	0.0	0.0	0.0	0.0	0.0	0.0	0.0	0.0	0.0	0.0	0.0
Alberta Elec.Generation	6,751.9	5,500.2	13,242.8	9,705.1	6,223.8	0.0	0.0	0.0	0.0	0.0	0.0	0.0	41,423.8
Shrinkage													
Acid Gas	0.0	0.0	0.0	0.0	0.0	0.0	0.0	0.0	0.0	0.0	0.0	0.0	0.0
Other products	5,447.5	5,406.1	5,925.3	5,923.5	5,917.9	0.0	0.0	0.0	0.0	0.0	0.0	0.0	28,620.3
Fuel	1,136.7	1,107.1	887.7	788.5	688.1	0.0	0.0	0.0	0.0	0.0	0.0	0.0	4,608.1
Flared	243.2	147.8	51.8	21.4	84.4	0.0	0.0	0.0	0.0	0.0	0.0	0.0	548.6
Vented	0.0	0.0	0.0	0.0	0.0	0.0	0.0	0.0	0.0	0.0	0.0	0.0	0.0
Diff and Other	1,300.2	-33.1	-554.7	-2,929.2	-2,868.9	0.0	0.0	0.0	0.0	0.0	0.0	0.0	-5,085.7
Process and Frac													
Pentanes Plus	2,144.6	2,273.0	2,234.1	1,730.8	1,740.4	0.0	0.0	0.0	0.0	0.0	0.0	0.0	10,122.9
Propane	0.0	0.0	0.0	0.0	0.0	0.0	0.0	0.0	0.0	0.0	0.0	0.0	0.0
Butanes	0.0	0.0	0.0	0.0	0.0	0.0	0.0	0.0	0.0	0.0	0.0	0.0	0.0
Ethane	0.0	0.0	0.0	0.0	0.0	0.0	0.0	0.0	0.0	0.0	0.0	0.0	0.0
NGL MIX	18,166.7	18,839.7	20,781.5	20,977.2	21,030.8	0.0	0.0	0.0	0.0	0.0	0.0	0.0	99,795.9
Sulphur	0.0	0.0	0.0	0.0	0.0	0.0	0.0	0.0	0.0	0.0	0.0	0.0	0.0
Sulphur Closing Inv	90,134.6	90,134.6	90,134.6	90,134.6	90,134.6	0.0	0.0	0.0	0.0	0.0	0.0	0.0	0.0

Unit of Measurement: Gas and Gas equivalent products: 1000m3, Liquids: m3, Sulphur: MTS

VPR6200

Facility ID ABGP0001107

Facility Name SEMCAMS KAYBOB AMALGAMATED

Facility Licence # 13874

Facility Operator A84Z SEMCAMS

Production Month	202001	202002	202003	202004	202005	202006	202007	202008	202009	202010	202011	202012	Totals
Receipts													
Receipts from Alberta Facilities	143,061.0	137,537.8	144,339.8	137,618.2	137,157.3	0.0	0.0	0.0	0.0	0.0	0.0	0.0	699,714.1
Receipts from Non-Alberta Facilities	0.0	0.0	0.0	0.0	0.0	0.0	0.0	0.0	0.0	0.0	0.0	0.0	0.0
Dispositions													
Disposition													
Battery	4,609.9	5,113.1	5,993.0	5,661.4	6,261.8	0.0	0.0	0.0	0.0	0.0	0.0	0.0	27,639.2
Gas Gathering System	5,809.6	5,843.5	5,452.8	4,870.6	4,792.8	0.0	0.0	0.0	0.0	0.0	0.0	0.0	26,769.3
Gas Plant	0.0	0.0	0.0	0.0	0.0	0.0	0.0	0.0	0.0	0.0	0.0	0.0	0.0
Injection Facility	2,946.5	3,116.7	3,294.6	3,062.6	3,079.6	0.0	0.0	0.0	0.0	0.0	0.0	0.0	15,500.0
Meter Station	106,262.3	102,016.7	107,591.2	105,396.1	104,840.1	0.0	0.0	0.0	0.0	0.0	0.0	0.0	526,106.4
Other	302.3	282.5	286.0	242.0	212.9	0.0	0.0	0.0	0.0	0.0	0.0	0.0	1,325.7
Alberta Commercial	1,623.9	1,147.5	1,122.7	198.1	102.4	0.0	0.0	0.0	0.0	0.0	0.0	0.0	4,194.6
Alberta Industrial	0.0	0.0	0.0	0.0	0.0	0.0	0.0	0.0	0.0	0.0	0.0	0.0	0.0
Alberta Residential	0.0	0.0	0.0	0.0	0.0	0.0	0.0	0.0	0.0	0.0	0.0	0.0	0.0
Alberta Elec.Generation	0.0	0.0	0.0	0.0	0.0	0.0	0.0	0.0	0.0	0.0	0.0	0.0	0.0
Shrinkage													
Acid Gas	0.0	0.0	0.0	0.0	0.0	0.0	0.0	0.0	0.0	0.0	0.0	0.0	0.0
Other products	15,511.6	14,780.4	14,985.9	13,509.4	13,165.7	0.0	0.0	0.0	0.0	0.0	0.0	0.0	71,953.0
Fuel	6,527.3	6,300.7	6,321.8	5,491.2	5,527.7	0.0	0.0	0.0	0.0	0.0	0.0	0.0	30,168.7
Flared	975.0	564.8	640.2	608.7	527.6	0.0	0.0	0.0	0.0	0.0	0.0	0.0	3,316.3
Vented	42.1	34.7	34.3	25.4	24.3	0.0	0.0	0.0	0.0	0.0	0.0	0.0	160.8
Diff and Other	-1,549.5	-1,662.8	-1,382.7	-1,447.3	-1,377.6	0.0	0.0	0.0	0.0	0.0	0.0	0.0	-7,419.9
Process and Frac													
Pentanes Plus	38,690.1	36,802.5	37,042.1	39,878.1	37,664.9	0.0	0.0	0.0	0.0	0.0	0.0	0.0	190,077.7
Propane	0.0	0.0	0.0	0.0	0.0	0.0	0.0	0.0	0.0	0.0	0.0	0.0	0.0
Butanes	0.0	0.0	0.0	0.0	0.0	0.0	0.0	0.0	0.0	0.0	0.0	0.0	0.0
Ethane	0.0	0.0	0.0	0.0	0.0	0.0	0.0	0.0	0.0	0.0	0.0	0.0	0.0
NGL MIX	29,293.7	27,984.2	28,541.4	20,940.6	21,154.7	0.0	0.0	0.0	0.0	0.0	0.0	0.0	127,914.6
Sulphur	0.0	0.0	0.0	0.0	0.0	0.0	0.0	0.0	0.0	0.0	0.0	0.0	0.0
Sulphur Closing Inv	0.0	0.0	0.0	0.0	0.0	0.0	0.0	0.0	0.0	0.0	0.0	0.0	0.0

Unit of Measurement: Gas and Gas equivalent products: 1000m3, Liquids: m3, Sulphur: MTS

VPR6200

Facility ID ABGP0001108

Facility Name KEYERA BRAZEAU EAST 6-12-046-14W5

Facility Licence # 9989

Facility Operator AOC0 KEYERA

Production Month	202001	202002	202003	202004	202005	202006	202007	202008	202009	202010	202011	202012	Totals
Receipts													
Receipts from Alberta Facilities	122,949.6	120,477.7	126,992.0	86,711.8	73,609.7	0.0	0.0	0.0	0.0	0.0	0.0	0.0	530,740.8
Receipts from Non-Alberta Facilities	0.0	0.0	0.0	0.0	0.0	0.0	0.0	0.0	0.0	0.0	0.0	0.0	0.0
Dispositions													
Disposition													
Battery	0.0	0.0	0.0	0.0	0.0	0.0	0.0	0.0	0.0	0.0	0.0	0.0	0.0
Gas Gathering System	223.3	211.9	227.9	165.4	161.6	0.0	0.0	0.0	0.0	0.0	0.0	0.0	990.1
Gas Plant	0.0	0.0	0.0	0.0	0.0	0.0	0.0	0.0	0.0	0.0	0.0	0.0	0.0
Injection Facility	1,989.9	2,030.9	2,150.7	1,920.3	1,468.7	0.0	0.0	0.0	0.0	0.0	0.0	0.0	9,560.5
Meter Station	115,624.3	113,187.5	118,539.5	80,321.2	68,399.1	0.0	0.0	0.0	0.0	0.0	0.0	0.0	496,071.6
Other	0.0	0.0	0.0	0.0	0.0	0.0	0.0	0.0	0.0	0.0	0.0	0.0	0.0
Alberta Commercial	0.1	0.0	0.2	0.0	0.0	0.0	0.0	0.0	0.0	0.0	0.0	0.0	0.3
Alberta Industrial	0.0	0.0	0.0	0.0	0.0	0.0	0.0	0.0	0.0	0.0	0.0	0.0	0.0
Alberta Residential	0.0	0.0	0.0	0.0	0.0	0.0	0.0	0.0	0.0	0.0	0.0	0.0	0.0
Alberta Elec.Generation	0.0	0.0	0.0	0.0	0.0	0.0	0.0	0.0	0.0	0.0	0.0	0.0	0.0
Shrinkage													
Acid Gas	0.0	0.0	0.0	0.0	0.0	0.0	0.0	0.0	0.0	0.0	0.0	0.0	0.0
Other products	2,795.8	3,025.4	3,205.8	2,424.2	2,304.9	0.0	0.0	0.0	0.0	0.0	0.0	0.0	13,756.1
Fuel	2,180.3	2,216.4	2,330.0	1,920.7	1,325.4	0.0	0.0	0.0	0.0	0.0	0.0	0.0	9,972.8
Flared	731.7	180.0	196.5	301.5	234.0	0.0	0.0	0.0	0.0	0.0	0.0	0.0	1,643.7
Vented	3.3	2.9	3.5	3.5	3.1	0.0	0.0	0.0	0.0	0.0	0.0	0.0	16.3
Diff and Other	-599.1	-377.3	337.9	-345.0	-287.1	0.0	0.0	0.0	0.0	0.0	0.0	0.0	-1,270.6
Process and Frac													
Pentanes Plus	3,792.3	3,665.3	3,991.4	2,395.9	2,588.6	0.0	0.0	0.0	0.0	0.0	0.0	0.0	16,433.5
Propane	0.0	0.0	0.0	0.0	0.0	0.0	0.0	0.0	0.0	0.0	0.0	0.0	0.0
Butanes	0.0	0.0	0.0	0.0	0.0	0.0	0.0	0.0	0.0	0.0	0.0	0.0	0.0
Ethane	0.0	0.0	0.0	0.0	0.0	0.0	0.0	0.0	0.0	0.0	0.0	0.0	0.0
NGL MIX	8,157.3	9,194.7	9,667.7	7,827.6	7,211.2	0.0	0.0	0.0	0.0	0.0	0.0	0.0	42,058.5
Sulphur	0.0	0.0	0.0	0.0	0.0	0.0	0.0	0.0	0.0	0.0	0.0	0.0	0.0
Sulphur Closing Inv	0.0	0.0	0.0	0.0	0.0	0.0	0.0	0.0	0.0	0.0	0.0	0.0	0.0

Unit of Measurement: Gas and Gas equivalent products: 1000m3, Liquids: m3, Sulphur: MTS

VPR6200

Facility ID ABGP0001112

Facility Name STURGEON LAKE SOUTH 02-02-069-22W5

Facility Licence # 14895

Facility Operator OHE9 CNRL

Production Month	202001	202002	202003	202004	202005	202006	202007	202008	202009	202010	202011	202012	Totals
Receipts													
Receipts from Alberta Facilities	119.0	79.5	8.0	8.5	5.1	0.0	0.0	0.0	0.0	0.0	0.0	0.0	220.1
Receipts from Non-Alberta Facilities	0.0	0.0	0.0	0.0	0.0	0.0	0.0	0.0	0.0	0.0	0.0	0.0	0.0
Dispositions													
Disposition													
Battery	0.0	0.0	0.0	0.0	0.0	0.0	0.0	0.0	0.0	0.0	0.0	0.0	0.0
Gas Gathering System	0.0	0.0	0.0	0.0	0.0	0.0	0.0	0.0	0.0	0.0	0.0	0.0	0.0
Gas Plant	0.0	0.0	0.0	0.0	0.0	0.0	0.0	0.0	0.0	0.0	0.0	0.0	0.0
Injection Facility	0.0	0.0	0.0	0.0	0.0	0.0	0.0	0.0	0.0	0.0	0.0	0.0	0.0
Meter Station	0.0	0.0	0.0	0.0	0.0	0.0	0.0	0.0	0.0	0.0	0.0	0.0	0.0
Other	0.0	0.0	0.0	0.0	0.0	0.0	0.0	0.0	0.0	0.0	0.0	0.0	0.0
Alberta Commercial	0.0	0.0	0.0	0.0	0.0	0.0	0.0	0.0	0.0	0.0	0.0	0.0	0.0
Alberta Industrial	0.0	0.0	0.0	0.0	0.0	0.0	0.0	0.0	0.0	0.0	0.0	0.0	0.0
Alberta Residential	0.0	0.0	0.0	0.0	0.0	0.0	0.0	0.0	0.0	0.0	0.0	0.0	0.0
Alberta Elec.Generation	0.0	0.0	0.0	0.0	0.0	0.0	0.0	0.0	0.0	0.0	0.0	0.0	0.0
Shrinkage													
Acid Gas	0.0	0.0	0.0	0.0	0.0	0.0	0.0	0.0	0.0	0.0	0.0	0.0	0.0
Other products	0.0	0.0	0.0	0.0	0.0	0.0	0.0	0.0	0.0	0.0	0.0	0.0	0.0
Fuel	119.0	79.5	8.0	8.5	5.1	0.0	0.0	0.0	0.0	0.0	0.0	0.0	220.1
Flared	0.0	0.0	0.0	0.0	0.0	0.0	0.0	0.0	0.0	0.0	0.0	0.0	0.0
Vented	0.0	0.0	0.0	0.0	0.0	0.0	0.0	0.0	0.0	0.0	0.0	0.0	0.0
Diff and Other	0.0	0.0	0.0	0.0	0.0	0.0	0.0	0.0	0.0	0.0	0.0	0.0	0.0
Process and Frac													
Pentanes Plus	0.0	0.0	0.0	0.0	0.0	0.0	0.0	0.0	0.0	0.0	0.0	0.0	0.0
Propane	0.0	0.0	0.0	0.0	0.0	0.0	0.0	0.0	0.0	0.0	0.0	0.0	0.0
Butanes	0.0	0.0	0.0	0.0	0.0	0.0	0.0	0.0	0.0	0.0	0.0	0.0	0.0
Ethane	0.0	0.0	0.0	0.0	0.0	0.0	0.0	0.0	0.0	0.0	0.0	0.0	0.0
NGL MIX	0.0	0.0	0.0	0.0	0.0	0.0	0.0	0.0	0.0	0.0	0.0	0.0	0.0
Sulphur	0.0	0.0	0.0	0.0	0.0	0.0	0.0	0.0	0.0	0.0	0.0	0.0	0.0
Sulphur Closing Inv	0.0	0.0	0.0	0.0	0.0	0.0	0.0	0.0	0.0	0.0	0.0	0.0	0.0

Unit of Measurement: Gas and Gas equivalent products: 1000m3, Liquids: m3, Sulphur: MTS

VPR6200

Facility ID ABGP0001113

Facility Name KEYERA SIMONETTE GAS PLANT 09-06

Facility Licence # 14057

Facility Operator AOC0 KEYERA

Production Month	202001	202002	202003	202004	202005	202006	202007	202008	202009	202010	202011	202012	Totals
Receipts													
Receipts from Alberta Facilities	182,429.5	172,140.8	188,086.3	184,725.2	152,217.2	0.0	0.0	0.0	0.0	0.0	0.0	0.0	879,599.0
Receipts from Non-Alberta Facilities	0.0	0.0	0.0	0.0	0.0	0.0	0.0	0.0	0.0	0.0	0.0	0.0	0.0
Dispositions													
Disposition													
Battery	125.6	62.1	65.2	48.1	4.1	0.0	0.0	0.0	0.0	0.0	0.0	0.0	305.1
Gas Gathering System	7,775.5	7,316.3	7,595.4	6,472.8	6,294.1	0.0	0.0	0.0	0.0	0.0	0.0	0.0	35,454.1
Gas Plant	0.0	0.0	0.0	0.0	0.0	0.0	0.0	0.0	0.0	0.0	0.0	0.0	0.0
Injection Facility	845.3	791.6	873.0	883.0	763.3	0.0	0.0	0.0	0.0	0.0	0.0	0.0	4,156.2
Meter Station	156,284.5	147,748.8	161,916.4	162,671.8	134,781.8	0.0	0.0	0.0	0.0	0.0	0.0	0.0	763,403.3
Other	0.0	0.0	0.0	0.0	0.0	0.0	0.0	0.0	0.0	0.0	0.0	0.0	0.0
Alberta Commercial	0.0	0.0	0.0	0.0	0.0	0.0	0.0	0.0	0.0	0.0	0.0	0.0	0.0
Alberta Industrial	0.0	0.0	0.0	0.0	0.0	0.0	0.0	0.0	0.0	0.0	0.0	0.0	0.0
Alberta Residential	0.0	0.0	0.0	0.0	0.0	0.0	0.0	0.0	0.0	0.0	0.0	0.0	0.0
Alberta Elec.Generation	0.0	0.0	0.0	0.0	0.0	0.0	0.0	0.0	0.0	0.0	0.0	0.0	0.0
Shrinkage													
Acid Gas	866.9	808.0	892.6	904.6	764.5	0.0	0.0	0.0	0.0	0.0	0.0	0.0	4,236.6
Other products	20,612.4	18,553.0	20,469.7	16,872.1	8,905.6	0.0	0.0	0.0	0.0	0.0	0.0	0.0	85,412.8
Fuel	3,162.1	2,865.2	3,200.6	2,439.5	2,236.3	0.0	0.0	0.0	0.0	0.0	0.0	0.0	13,903.7
Flared	607.7	317.9	410.5	423.7	355.4	0.0	0.0	0.0	0.0	0.0	0.0	0.0	2,115.2
Vented	3.3	2.6	2.6	2.7	2.8	0.0	0.0	0.0	0.0	0.0	0.0	0.0	14.0
Diff and Other	-7,853.8	-6,324.7	-7,339.7	-5,993.1	-1,890.7	0.0	0.0	0.0	0.0	0.0	0.0	0.0	-29,402.0
Process and Frac													
Pentanes Plus	79,955.6	70,502.3	78,161.5	63,488.0	28,027.1	0.0	0.0	0.0	0.0	0.0	0.0	0.0	320,134.5
Propane	0.0	0.0	0.0	0.0	0.0	0.0	0.0	0.0	0.0	0.0	0.0	0.0	0.0
Butanes	0.0	0.0	0.0	0.0	0.0	0.0	0.0	0.0	0.0	0.0	0.0	0.0	0.0
Ethane	0.0	0.0	0.0	0.0	0.0	0.0	0.0	0.0	0.0	0.0	0.0	0.0	0.0
NGL MIX	16,142.5	15,741.3	17,059.5	14,820.7	12,310.6	0.0	0.0	0.0	0.0	0.0	0.0	0.0	76,074.6
Sulphur	0.0	0.0	0.0	0.0	0.0	0.0	0.0	0.0	0.0	0.0	0.0	0.0	0.0
Sulphur Closing Inv	24.0	24.0	24.0	24.0	24.0	0.0	0.0	0.0	0.0	0.0	0.0	0.0	0.0

Unit of Measurement: Gas and Gas equivalent products: 1000m3, Liquids: m3, Sulphur: MTS

VPR6200

Facility ID ABGP0001121

Facility Name KEYERA NORDEGG RIVER 6-10-044-12W5

Facility Licence # 9565

Facility Operator AOC0 KEYERA

Production Month	202001	202002	202003	202004	202005	202006	202007	202008	202009	202010	202011	202012	Totals
Receipts													
Receipts from Alberta Facilities	60,048.1	58,624.8	63,274.8	60,847.5	55,336.6	0.0	0.0	0.0	0.0	0.0	0.0	0.0	298,131.8
Receipts from Non-Alberta Facilities	0.0	0.0	0.0	0.0	0.0	0.0	0.0	0.0	0.0	0.0	0.0	0.0	0.0
Dispositions													
Disposition													
Battery	0.0	0.0	0.0	0.0	0.0	0.0	0.0	0.0	0.0	0.0	0.0	0.0	0.0
Gas Gathering System	3,579.5	3,395.1	3,542.1	3,199.9	3,152.4	0.0	0.0	0.0	0.0	0.0	0.0	0.0	16,869.0
Gas Plant	0.0	0.0	0.0	0.0	0.0	0.0	0.0	0.0	0.0	0.0	0.0	0.0	0.0
Injection Facility	0.0	0.0	0.0	0.0	0.0	0.0	0.0	0.0	0.0	0.0	0.0	0.0	0.0
Meter Station	54,377.4	53,309.4	57,744.9	55,763.4	50,271.4	0.0	0.0	0.0	0.0	0.0	0.0	0.0	271,466.5
Other	0.0	0.0	0.0	0.0	0.0	0.0	0.0	0.0	0.0	0.0	0.0	0.0	0.0
Alberta Commercial	0.0	0.0	0.0	0.0	0.0	0.0	0.0	0.0	0.0	0.0	0.0	0.0	0.0
Alberta Industrial	0.0	0.0	0.0	0.0	0.0	0.0	0.0	0.0	0.0	0.0	0.0	0.0	0.0
Alberta Residential	0.0	0.0	0.0	0.0	0.0	0.0	0.0	0.0	0.0	0.0	0.0	0.0	0.0
Alberta Elec.Generation	0.0	0.0	0.0	0.0	0.0	0.0	0.0	0.0	0.0	0.0	0.0	0.0	0.0
Shrinkage													
Acid Gas	0.0	0.0	0.0	0.0	0.0	0.0	0.0	0.0	0.0	0.0	0.0	0.0	0.0
Other products	1,268.0	1,200.7	1,233.6	1,157.5	1,116.0	0.0	0.0	0.0	0.0	0.0	0.0	0.0	5,975.8
Fuel	1,111.3	995.7	1,077.0	1,032.5	1,049.6	0.0	0.0	0.0	0.0	0.0	0.0	0.0	5,266.1
Flared	198.8	123.8	210.2	203.4	161.9	0.0	0.0	0.0	0.0	0.0	0.0	0.0	898.1
Vented	0.9	2.0	2.4	2.6	2.5	0.0	0.0	0.0	0.0	0.0	0.0	0.0	10.4
Diff and Other	-487.8	-401.9	-535.4	-511.8	-417.2	0.0	0.0	0.0	0.0	0.0	0.0	0.0	-2,354.1
Process and Frac													
Pentanes Plus	3,446.4	3,340.9	3,389.0	3,270.4	3,047.9	0.0	0.0	0.0	0.0	0.0	0.0	0.0	16,494.6
Propane	0.0	0.0	0.0	0.0	0.0	0.0	0.0	0.0	0.0	0.0	0.0	0.0	0.0
Butanes	0.0	0.0	0.0	0.0	0.0	0.0	0.0	0.0	0.0	0.0	0.0	0.0	0.0
Ethane	0.0	0.0	0.0	0.0	0.0	0.0	0.0	0.0	0.0	0.0	0.0	0.0	0.0
NGL MIX	2,212.0	2,031.8	2,122.8	1,917.1	1,934.9	0.0	0.0	0.0	0.0	0.0	0.0	0.0	10,218.6
Sulphur	0.0	0.0	0.0	0.0	0.0	0.0	0.0	0.0	0.0	0.0	0.0	0.0	0.0
Sulphur Closing Inv	0.0	0.0	0.0	0.0	0.0	0.0	0.0	0.0	0.0	0.0	0.0	0.0	0.0

Unit of Measurement: Gas and Gas equivalent products: 1000m3, Liquids: m3, Sulphur: MTS

VPR6200

Facility ID ABGP0001129

Facility Name GOLD CREEK 13-26-067-05W6

Facility Licence # 14703

Facility Operator OHE9 CNRL

Production Month	202001	202002	202003	202004	202005	202006	202007	202008	202009	202010	202011	202012	Totals
Receipts													
Receipts from Alberta Facilities	77,052.0	81,356.3	74,556.3	66,679.2	66,355.4	0.0	0.0	0.0	0.0	0.0	0.0	0.0	365,999.2
Receipts from Non-Alberta Facilities	0.0	0.0	0.0	0.0	0.0	0.0	0.0	0.0	0.0	0.0	0.0	0.0	0.0
Dispositions													
Disposition													
Battery	148.8	1,124.5	8,030.5	229.5	3,043.5	0.0	0.0	0.0	0.0	0.0	0.0	0.0	12,576.8
Gas Gathering System	1,409.7	1,335.8	1,390.2	1,748.5	1,342.9	0.0	0.0	0.0	0.0	0.0	0.0	0.0	7,227.1
Gas Plant	0.0	0.0	0.0	0.0	0.0	0.0	0.0	0.0	0.0	0.0	0.0	0.0	0.0
Injection Facility	2,393.1	2,651.6	2,797.1	1,804.4	1,437.3	0.0	0.0	0.0	0.0	0.0	0.0	0.0	11,083.5
Meter Station	67,719.6	69,813.6	56,352.8	56,320.5	53,309.2	0.0	0.0	0.0	0.0	0.0	0.0	0.0	303,515.7
Other	0.0	0.0	0.0	0.0	0.0	0.0	0.0	0.0	0.0	0.0	0.0	0.0	0.0
Alberta Commercial	0.0	0.0	0.0	0.0	0.0	0.0	0.0	0.0	0.0	0.0	0.0	0.0	0.0
Alberta Industrial	0.0	0.0	0.0	0.0	0.0	0.0	0.0	0.0	0.0	0.0	0.0	0.0	0.0
Alberta Residential	0.0	0.0	0.0	0.0	0.0	0.0	0.0	0.0	0.0	0.0	0.0	0.0	0.0
Alberta Elec.Generation	0.0	0.0	0.0	0.0	0.0	0.0	0.0	0.0	0.0	0.0	0.0	0.0	0.0
Shrinkage													
Acid Gas	0.0	0.0	0.0	0.0	0.0	0.0	0.0	0.0	0.0	0.0	0.0	0.0	0.0
Other products	4,374.3	4,827.3	4,322.1	5,848.1	6,283.3	0.0	0.0	0.0	0.0	0.0	0.0	0.0	25,655.1
Fuel	2,682.4	2,512.5	3,084.4	2,379.4	2,586.2	0.0	0.0	0.0	0.0	0.0	0.0	0.0	13,244.9
Flared	573.9	337.2	404.3	348.4	340.8	0.0	0.0	0.0	0.0	0.0	0.0	0.0	2,004.6
Vented	0.0	0.0	40.5	90.2	31.5	0.0	0.0	0.0	0.0	0.0	0.0	0.0	162.2
Diff and Other	-2,249.8	-1,246.2	-1,865.6	-2,089.8	-2,019.3	0.0	0.0	0.0	0.0	0.0	0.0	0.0	-9,470.7
Process and Frac													
Pentanes Plus	17,377.9	18,755.2	16,540.7	24,057.1	26,145.3	0.0	0.0	0.0	0.0	0.0	0.0	0.0	102,876.2
Propane	0.0	0.0	0.0	0.0	0.0	0.0	0.0	0.0	0.0	0.0	0.0	0.0	0.0
Butanes	0.0	0.0	0.0	0.0	0.0	0.0	0.0	0.0	0.0	0.0	0.0	0.0	0.0
Ethane	0.0	0.0	0.0	0.0	0.0	0.0	0.0	0.0	0.0	0.0	0.0	0.0	0.0
NGL MIX	3,153.6	3,853.5	3,656.7	3,556.0	3,568.3	0.0	0.0	0.0	0.0	0.0	0.0	0.0	17,788.1
Sulphur	0.0	0.0	0.0	0.0	0.0	0.0	0.0	0.0	0.0	0.0	0.0	0.0	0.0
Sulphur Closing Inv	0.0	0.0	0.0	0.0	0.0	0.0	0.0	0.0	0.0	0.0	0.0	0.0	0.0

Unit of Measurement: Gas and Gas equivalent products: 1000m3, Liquids: m3, Sulphur: MTS

VPR6200

Facility ID ABGP0001133
Facility Licence # 6206

Facility Name KEYERA STRACHAN 11-35-037-09W5
Facility Operator AOC0 KEYERA

Production Month	202001	202002	202003	202004	202005	202006	202007	202008	202009	202010	202011	202012	Totals
Receipts													
Receipts from Alberta Facilities	124,023.6	111,547.0	114,915.9	102,083.3	76,502.2	0.0	0.0	0.0	0.0	0.0	0.0	0.0	529,072.0
Receipts from Non-Alberta Facilities	0.0	0.0	0.0	0.0	0.0	0.0	0.0	0.0	0.0	0.0	0.0	0.0	0.0
Dispositions													
Disposition													
Battery	0.0	0.0	0.0	0.0	0.0	0.0	0.0	0.0	0.0	0.0	0.0	0.0	0.0
Gas Gathering System	2,228.6	2,055.5	2,125.0	1,896.1	1,961.5	0.0	0.0	0.0	0.0	0.0	0.0	0.0	10,266.7
Gas Plant	0.0	0.0	0.0	0.0	0.0	0.0	0.0	0.0	0.0	0.0	0.0	0.0	0.0
Injection Facility	0.0	0.0	0.0	0.0	0.0	0.0	0.0	0.0	0.0	0.0	0.0	0.0	0.0
Meter Station	111,307.5	100,104.3	103,178.5	91,888.2	68,068.0	0.0	0.0	0.0	0.0	0.0	0.0	0.0	474,546.5
Other	0.0	0.0	0.0	0.0	0.0	0.0	0.0	0.0	0.0	0.0	0.0	0.0	0.0
Alberta Commercial	0.0	0.0	0.0	0.0	0.0	0.0	0.0	0.0	0.0	0.0	0.0	0.0	0.0
Alberta Industrial	0.0	0.0	0.0	0.0	0.0	0.0	0.0	0.0	0.0	0.0	0.0	0.0	0.0
Alberta Residential	0.0	0.0	0.0	0.0	0.0	0.0	0.0	0.0	0.0	0.0	0.0	0.0	0.0
Alberta Elec.Generation	0.0	0.0	0.0	0.0	0.0	0.0	0.0	0.0	0.0	0.0	0.0	0.0	0.0
Shrinkage													
Acid Gas	0.0	0.0	0.0	0.0	0.0	0.0	0.0	0.0	0.0	0.0	0.0	0.0	0.0
Other products	8,616.9	7,914.6	8,125.0	7,026.2	5,232.6	0.0	0.0	0.0	0.0	0.0	0.0	0.0	36,915.3
Fuel	3,982.5	3,608.7	3,862.3	3,463.3	2,877.2	0.0	0.0	0.0	0.0	0.0	0.0	0.0	17,794.0
Flared	497.8	417.2	424.4	442.9	515.7	0.0	0.0	0.0	0.0	0.0	0.0	0.0	2,298.0
Vented	9.3	9.4	9.4	10.2	20.5	0.0	0.0	0.0	0.0	0.0	0.0	0.0	58.8
Diff and Other	-2,619.0	-2,562.7	-2,808.7	-2,643.6	-2,173.3	0.0	0.0	0.0	0.0	0.0	0.0	0.0	-12,807.3
Process and Frac													
Pentanes Plus	11,030.4	10,312.5	10,535.7	9,774.7	6,730.1	0.0	0.0	0.0	0.0	0.0	0.0	0.0	48,383.4
Propane	0.0	0.0	0.0	0.0	0.0	0.0	0.0	0.0	0.0	0.0	0.0	0.0	0.0
Butanes	0.0	0.0	0.0	0.0	0.0	0.0	0.0	0.0	0.0	0.0	0.0	0.0	0.0
Ethane	0.0	0.0	0.0	0.0	0.0	0.0	0.0	0.0	0.0	0.0	0.0	0.0	0.0
NGL MIX	24,413.4	22,312.8	22,951.9	19,478.4	14,961.6	0.0	0.0	0.0	0.0	0.0	0.0	0.0	104,118.1
Sulphur	0.0	0.0	0.0	0.0	0.0	0.0	0.0	0.0	0.0	0.0	0.0	0.0	0.0
Sulphur Closing Inv	9,691.4	9,691.4	9,691.4	9,691.4	9,691.4	0.0	0.0	0.0	0.0	0.0	0.0	0.0	0.0

Unit of Measurement: Gas and Gas equivalent products: 1000m3, Liquids: m3, Sulphur: MTS

VPR6200

Facility ID ABGP0001134
Facility Licence # 3073

Facility Name CALEDONIAN MIDSTREAM QUIRK CREEK
Facility Operator A7PC CaledonianMid

Production Month	202001	202002	202003	202004	202005	202006	202007	202008	202009	202010	202011	202012	Totals
Receipts													
Receipts from Alberta Facilities	9,151.8	10,966.3	11,316.8	10,046.3	10,656.7	0.0	0.0	0.0	0.0	0.0	0.0	0.0	52,137.9
Receipts from Non-Alberta Facilities	0.0	0.0	0.0	0.0	0.0	0.0	0.0	0.0	0.0	0.0	0.0	0.0	0.0
Dispositions													
Disposition													
Battery	102.5	94.8	102.0	88.3	84.0	0.0	0.0	0.0	0.0	0.0	0.0	0.0	471.6
Gas Gathering System	0.0	0.0	0.0	0.0	0.0	0.0	0.0	0.0	0.0	0.0	0.0	0.0	0.0
Gas Plant	0.0	0.0	0.0	0.0	0.0	0.0	0.0	0.0	0.0	0.0	0.0	0.0	0.0
Injection Facility	0.0	0.0	0.0	0.0	0.0	0.0	0.0	0.0	0.0	0.0	0.0	0.0	0.0
Meter Station	4,427.4	5,522.6	5,553.3	5,157.9	5,676.0	0.0	0.0	0.0	0.0	0.0	0.0	0.0	26,337.2
Other	0.0	0.0	0.0	0.0	0.0	0.0	0.0	0.0	0.0	0.0	0.0	0.0	0.0
Alberta Commercial	0.0	0.0	0.0	0.0	0.0	0.0	0.0	0.0	0.0	0.0	0.0	0.0	0.0
Alberta Industrial	0.0	0.0	0.0	0.0	0.0	0.0	0.0	0.0	0.0	0.0	0.0	0.0	0.0
Alberta Residential	0.0	0.0	0.0	0.0	0.0	0.0	0.0	0.0	0.0	0.0	0.0	0.0	0.0
Alberta Elec.Generation	0.0	0.0	0.0	0.0	0.0	0.0	0.0	0.0	0.0	0.0	0.0	0.0	0.0
Shrinkage													
Acid Gas	1,383.5	1,703.2	1,737.5	1,614.1	1,706.6	0.0	0.0	0.0	0.0	0.0	0.0	0.0	8,144.9
Other products	349.1	604.6	588.7	558.3	427.8	0.0	0.0	0.0	0.0	0.0	0.0	0.0	2,528.5
Fuel	2,433.9	2,504.4	2,681.3	2,316.2	2,340.7	0.0	0.0	0.0	0.0	0.0	0.0	0.0	12,276.5
Flared	430.2	360.1	604.8	308.4	284.1	0.0	0.0	0.0	0.0	0.0	0.0	0.0	1,987.6
Vented	0.0	0.0	0.0	0.0	0.0	0.0	0.0	0.0	0.0	0.0	0.0	0.0	0.0
Diff and Other	25.2	176.6	49.2	3.1	137.5	0.0	0.0	0.0	0.0	0.0	0.0	0.0	391.6
Process and Frac													
Pentanes Plus	0.0	0.0	0.0	0.0	0.0	0.0	0.0	0.0	0.0	0.0	0.0	0.0	0.0
Propane	0.0	0.0	0.0	0.0	0.0	0.0	0.0	0.0	0.0	0.0	0.0	0.0	0.0
Butanes	0.0	0.0	0.0	0.0	0.0	0.0	0.0	0.0	0.0	0.0	0.0	0.0	0.0
Ethane	0.0	0.0	0.0	0.0	0.0	0.0	0.0	0.0	0.0	0.0	0.0	0.0	0.0
NGL MIX	1,508.6	2,517.6	2,432.4	2,310.6	1,781.2	0.0	0.0	0.0	0.0	0.0	0.0	0.0	10,550.4
Sulphur	1,410.0	1,693.2	1,777.8	1,660.0	1,721.5	0.0	0.0	0.0	0.0	0.0	0.0	0.0	8,262.5
Sulphur Closing Inv	504.5	454.2	474.0	489.1	501.1	0.0	0.0	0.0	0.0	0.0	0.0	0.0	

Unit of Measurement: Gas and Gas equivalent products: 1000m3, Liquids: m3, Sulphur: MTS

VPR6200

Facility ID ABGP0001141
Facility Licence # 6207

Facility Name Ram River 04-02-037-10W5
Facility Operator A74Y TIDEWATER

Production Month	202001	202002	202003	202004	202005	202006	202007	202008	202009	202010	202011	202012	Totals
Receipts													
Receipts from Alberta Facilities	129,729.8	125,927.8	107,331.0	101,379.5	103,455.3	0.0	0.0	0.0	0.0	0.0	0.0	0.0	567,823.4
Receipts from Non-Alberta Facilities	0.0	0.0	0.0	0.0	0.0	0.0	0.0	0.0	0.0	0.0	0.0	0.0	0.0
Dispositions													
Disposition													
Battery	3,379.3	3,265.5	3,256.0	3,312.3	3,167.1	0.0	0.0	0.0	0.0	0.0	0.0	0.0	16,380.2
Gas Gathering System	1,757.4	1,693.8	1,522.8	1,719.4	1,727.7	0.0	0.0	0.0	0.0	0.0	0.0	0.0	8,421.1
Gas Plant	0.0	0.0	0.0	0.0	0.0	0.0	0.0	0.0	0.0	0.0	0.0	0.0	0.0
Injection Facility	0.0	0.0	0.0	0.0	0.0	0.0	0.0	0.0	0.0	0.0	0.0	0.0	0.0
Meter Station	94,688.8	92,875.0	77,485.2	72,970.6	74,534.1	0.0	0.0	0.0	0.0	0.0	0.0	0.0	412,553.7
Other	0.0	0.0	0.0	0.0	0.0	0.0	0.0	0.0	0.0	0.0	0.0	0.0	0.0
Alberta Commercial	0.0	0.0	0.0	0.0	0.0	0.0	0.0	0.0	0.0	0.0	0.0	0.0	0.0
Alberta Industrial	0.0	0.0	0.0	0.0	0.0	0.0	0.0	0.0	0.0	0.0	0.0	0.0	0.0
Alberta Residential	0.0	0.0	0.0	0.0	0.0	0.0	0.0	0.0	0.0	0.0	0.0	0.0	0.0
Alberta Elec.Generation	0.0	0.0	0.0	0.0	0.0	0.0	0.0	0.0	0.0	0.0	0.0	0.0	0.0
Shrinkage													
Acid Gas	20,079.3	19,515.3	15,509.6	15,140.5	15,573.8	0.0	0.0	0.0	0.0	0.0	0.0	0.0	85,818.5
Other products	99.0	103.8	86.1	90.4	91.1	0.0	0.0	0.0	0.0	0.0	0.0	0.0	470.4
Fuel	8,652.0	7,790.0	8,428.0	7,839.1	7,988.0	0.0	0.0	0.0	0.0	0.0	0.0	0.0	40,697.1
Flared	212.5	11.4	67.8	0.6	0.7	0.0	0.0	0.0	0.0	0.0	0.0	0.0	293.0
Vented	16.3	14.8	16.1	9.6	9.0	0.0	0.0	0.0	0.0	0.0	0.0	0.0	65.8
Diff and Other	845.2	658.2	959.4	297.0	363.8	0.0	0.0	0.0	0.0	0.0	0.0	0.0	3,123.6
Process and Frac													
Pentanes Plus	479.2	502.1	416.7	437.3	440.9	0.0	0.0	0.0	0.0	0.0	0.0	0.0	2,276.2
Propane	0.0	0.0	0.0	0.0	0.0	0.0	0.0	0.0	0.0	0.0	0.0	0.0	0.0
Butanes	0.0	0.0	0.0	0.0	0.0	0.0	0.0	0.0	0.0	0.0	0.0	0.0	0.0
Ethane	0.0	0.0	0.0	0.0	0.0	0.0	0.0	0.0	0.0	0.0	0.0	0.0	0.0
NGL MIX	0.0	0.0	0.0	0.0	0.0	0.0	0.0	0.0	0.0	0.0	0.0	0.0	0.0
Sulphur	18,064.0	17,903.1	15,513.4	14,878.9	15,035.2	0.0	0.0	0.0	0.0	0.0	0.0	0.0	81,394.6
Sulphur Closing Inv	182,664.5	182,841.5	180,826.7	180,852.3	181,189.0	0.0	0.0	0.0	0.0	0.0	0.0	0.0	

Unit of Measurement: Gas and Gas equivalent products: 1000m3, Liquids: m3, Sulphur: MTS

VPR6200

Facility ID ABGP0001144

Facility Name SEMCAMS KAYBOB SOUTH #3

Facility Licence # 13512

Facility Operator A84Z SEMCAMS

Production Month	202001	202002	202003	202004	202005	202006	202007	202008	202009	202010	202011	202012	Totals
Receipts													
Receipts from Alberta Facilities	166,076.3	148,039.0	148,795.8	140,758.7	148,689.1	0.0	0.0	0.0	0.0	0.0	0.0	0.0	752,358.9
Receipts from Non-Alberta Facilities	0.0	0.0	0.0	0.0	0.0	0.0	0.0	0.0	0.0	0.0	0.0	0.0	0.0
Dispositions													
Disposition													
Battery	37.4	38.3	31.0	28.5	0.0	0.0	0.0	0.0	0.0	0.0	0.0	0.0	135.2
Gas Gathering System	0.0	0.0	0.0	0.0	0.0	0.0	0.0	0.0	0.0	0.0	0.0	0.0	0.0
Gas Plant	0.0	0.0	0.0	0.0	0.0	0.0	0.0	0.0	0.0	0.0	0.0	0.0	0.0
Injection Facility	0.0	0.0	0.0	0.0	0.0	0.0	0.0	0.0	0.0	0.0	0.0	0.0	0.0
Meter Station	134,105.4	120,034.4	119,668.7	112,671.1	118,477.4	0.0	0.0	0.0	0.0	0.0	0.0	0.0	604,957.0
Other	0.0	0.0	0.0	0.0	0.0	0.0	0.0	0.0	0.0	0.0	0.0	0.0	0.0
Alberta Commercial	0.0	0.0	0.0	0.0	0.0	0.0	0.0	0.0	0.0	0.0	0.0	0.0	0.0
Alberta Industrial	0.0	0.0	0.0	0.0	0.0	0.0	0.0	0.0	0.0	0.0	0.0	0.0	0.0
Alberta Residential	0.0	0.0	0.0	0.0	0.0	0.0	0.0	0.0	0.0	0.0	0.0	0.0	0.0
Alberta Elec.Generation	0.0	0.0	0.0	0.0	0.0	0.0	0.0	0.0	0.0	0.0	0.0	0.0	0.0
Shrinkage													
Acid Gas	12,554.2	10,907.3	11,524.8	11,360.9	13,256.2	0.0	0.0	0.0	0.0	0.0	0.0	0.0	59,603.4
Other products	9,467.1	8,594.0	8,451.4	8,246.8	7,966.4	0.0	0.0	0.0	0.0	0.0	0.0	0.0	42,725.7
Fuel	10,299.2	9,492.5	10,134.5	9,474.4	9,203.2	0.0	0.0	0.0	0.0	0.0	0.0	0.0	48,603.8
Flared	21.6	460.1	486.1	242.5	285.5	0.0	0.0	0.0	0.0	0.0	0.0	0.0	1,495.8
Vented	5.9	5.5	5.9	5.7	5.9	0.0	0.0	0.0	0.0	0.0	0.0	0.0	28.9
Diff and Other	-414.5	-1,493.1	-1,506.6	-1,271.2	-505.5	0.0	0.0	0.0	0.0	0.0	0.0	0.0	-5,190.9
Process and Frac													
Pentanes Plus	7,398.2	6,889.7	6,016.6	6,332.4	5,283.3	0.0	0.0	0.0	0.0	0.0	0.0	0.0	31,920.2
Propane	0.0	0.0	0.0	0.0	0.0	0.0	0.0	0.0	0.0	0.0	0.0	0.0	0.0
Butanes	0.0	0.0	0.0	0.0	0.0	0.0	0.0	0.0	0.0	0.0	0.0	0.0	0.0
Ethane	0.0	0.0	0.0	0.0	0.0	0.0	0.0	0.0	0.0	0.0	0.0	0.0	0.0
NGL MIX	31,442.1	28,437.9	28,540.7	27,524.9	27,270.7	0.0	0.0	0.0	0.0	0.0	0.0	0.0	143,216.3
Sulphur	12,802.5	11,036.9	11,635.5	11,780.4	14,823.3	0.0	0.0	0.0	0.0	0.0	0.0	0.0	62,078.6
Sulphur Closing Inv	157,810.9	149,784.8	151,629.0	148,664.7	153,191.1	0.0	0.0	0.0	0.0	0.0	0.0	0.0	

Unit of Measurement: Gas and Gas equivalent products: 1000m3, Liquids: m3, Sulphur: MTS

VPR6200

Facility ID ABGP0001147

Facility Name VERESEN HYTHE 11-18-074-12W6 GP

Facility Licence # 21911

Facility Operator A734 VMGP

Production Month	202001	202002	202003	202004	202005	202006	202007	202008	202009	202010	202011	202012	Totals
Receipts													
Receipts from Alberta Facilities	313,469.2	294,044.2	305,341.6	307,611.4	313,696.3	0.0	0.0	0.0	0.0	0.0	0.0	0.0	1,534,162.7
Receipts from Non-Alberta Facilities	0.0	0.0	0.0	0.0	0.0	0.0	0.0	0.0	0.0	0.0	0.0	0.0	0.0
Dispositions													
Disposition													
Battery	683.7	672.9	660.2	496.3	551.8	0.0	0.0	0.0	0.0	0.0	0.0	0.0	3,064.9
Gas Gathering System	336.4	270.0	258.2	234.8	231.5	0.0	0.0	0.0	0.0	0.0	0.0	0.0	1,330.9
Gas Plant	0.0	0.0	0.0	0.0	0.0	0.0	0.0	0.0	0.0	0.0	0.0	0.0	0.0
Injection Facility	0.0	0.0	0.0	0.0	0.0	0.0	0.0	0.0	0.0	0.0	0.0	0.0	0.0
Meter Station	301,861.9	283,181.9	294,804.8	297,491.3	303,981.0	0.0	0.0	0.0	0.0	0.0	0.0	0.0	1,481,320.9
Other	0.0	0.0	0.0	0.0	0.0	0.0	0.0	0.0	0.0	0.0	0.0	0.0	0.0
Alberta Commercial	0.0	0.0	0.0	0.0	0.0	0.0	0.0	0.0	0.0	0.0	0.0	0.0	0.0
Alberta Industrial	0.0	0.0	0.0	0.0	0.0	0.0	0.0	0.0	0.0	0.0	0.0	0.0	0.0
Alberta Residential	0.0	0.0	0.0	0.0	0.0	0.0	0.0	0.0	0.0	0.0	0.0	0.0	0.0
Alberta Elec.Generation	0.0	0.0	0.0	0.0	0.0	0.0	0.0	0.0	0.0	0.0	0.0	0.0	0.0
Shrinkage													
Acid Gas	0.0	0.0	0.0	0.0	0.0	0.0	0.0	0.0	0.0	0.0	0.0	0.0	0.0
Other products	5,345.3	5,007.0	5,575.5	4,557.4	4,384.5	0.0	0.0	0.0	0.0	0.0	0.0	0.0	24,869.7
Fuel	1,657.0	1,446.7	1,456.8	1,312.9	1,341.9	0.0	0.0	0.0	0.0	0.0	0.0	0.0	7,215.3
Flared	3,683.6	3,363.6	3,657.9	3,513.2	3,624.9	0.0	0.0	0.0	0.0	0.0	0.0	0.0	17,843.2
Vented	24.7	23.1	5.7	5.7	4.8	0.0	0.0	0.0	0.0	0.0	0.0	0.0	64.0
Diff and Other	-123.4	79.0	-1,077.5	-0.2	-424.1	0.0	0.0	0.0	0.0	0.0	0.0	0.0	-1,546.2
Process and Frac													
Pentanes Plus	2,099.4	2,187.1	2,111.1	2,249.9	2,114.0	0.0	0.0	0.0	0.0	0.0	0.0	0.0	10,761.5
Propane	0.0	0.0	0.0	0.0	0.0	0.0	0.0	0.0	0.0	0.0	0.0	0.0	0.0
Butanes	0.0	0.0	0.0	0.0	0.0	0.0	0.0	0.0	0.0	0.0	0.0	0.0	0.0
Ethane	0.0	0.0	0.0	0.0	0.0	0.0	0.0	0.0	0.0	0.0	0.0	0.0	0.0
NGL MIX	20,508.3	19,051.9	21,447.7	17,329.8	16,747.4	0.0	0.0	0.0	0.0	0.0	0.0	0.0	95,085.1
Sulphur	3,091.0	2,974.0	3,178.1	3,297.3	3,162.8	0.0	0.0	0.0	0.0	0.0	0.0	0.0	15,703.2
Sulphur Closing Inv	561.3	405.1	553.7	613.2	326.0	0.0	0.0	0.0	0.0	0.0	0.0	0.0	

Unit of Measurement: Gas and Gas equivalent products: 1000m3, Liquids: m3, Sulphur: MTS

VPR6200

Facility ID ABGP0001268

Facility Name ROSEVEAR 16-11 GAS PLANT

Facility Licence # 12454

Facility Operator A5RX BEC

Production Month	202001	202002	202003	202004	202005	202006	202007	202008	202009	202010	202011	202012	Totals
Receipts													
Receipts from Alberta Facilities	29,020.1	27,325.9	28,355.8	27,162.8	28,560.6	0.0	0.0	0.0	0.0	0.0	0.0	0.0	140,425.2
Receipts from Non-Alberta Facilities	0.0	0.0	0.0	0.0	0.0	0.0	0.0	0.0	0.0	0.0	0.0	0.0	0.0
Dispositions													
Disposition													
Battery	355.3	359.2	316.5	408.7	486.7	0.0	0.0	0.0	0.0	0.0	0.0	0.0	1,926.4
Gas Gathering System	416.1	376.7	411.3	377.1	379.5	0.0	0.0	0.0	0.0	0.0	0.0	0.0	1,960.7
Gas Plant	0.0	0.0	0.0	0.0	0.0	0.0	0.0	0.0	0.0	0.0	0.0	0.0	0.0
Injection Facility	0.0	0.0	0.0	0.0	0.0	0.0	0.0	0.0	0.0	0.0	0.0	0.0	0.0
Meter Station	26,588.1	25,016.5	26,115.0	25,382.2	26,711.9	0.0	0.0	0.0	0.0	0.0	0.0	0.0	129,813.7
Other	0.0	0.0	0.0	0.0	0.0	0.0	0.0	0.0	0.0	0.0	0.0	0.0	0.0
Alberta Commercial	0.0	0.0	0.0	0.0	0.0	0.0	0.0	0.0	0.0	0.0	0.0	0.0	0.0
Alberta Industrial	0.0	0.0	0.0	0.0	0.0	0.0	0.0	0.0	0.0	0.0	0.0	0.0	0.0
Alberta Residential	0.0	0.0	0.0	0.0	0.0	0.0	0.0	0.0	0.0	0.0	0.0	0.0	0.0
Alberta Elec.Generation	0.0	0.0	0.0	0.0	0.0	0.0	0.0	0.0	0.0	0.0	0.0	0.0	0.0
Shrinkage													
Acid Gas	0.0	0.0	0.0	0.0	0.0	0.0	0.0	0.0	0.0	0.0	0.0	0.0	0.0
Other products	1,286.9	1,263.1	1,155.4	794.1	851.0	0.0	0.0	0.0	0.0	0.0	0.0	0.0	5,350.5
Fuel	373.5	321.5	269.2	140.8	192.5	0.0	0.0	0.0	0.0	0.0	0.0	0.0	1,297.5
Flared	20.2	14.3	1.1	0.6	0.2	0.0	0.0	0.0	0.0	0.0	0.0	0.0	36.4
Vented	0.0	2.3	0.5	0.5	0.5	0.0	0.0	0.0	0.0	0.0	0.0	0.0	3.8
Diff and Other	-20.0	-27.7	86.8	58.8	-61.7	0.0	0.0	0.0	0.0	0.0	0.0	0.0	36.2
Process and Frac													
Pentanes Plus	1,988.4	1,758.3	1,795.2	1,753.9	1,693.4	0.0	0.0	0.0	0.0	0.0	0.0	0.0	8,989.2
Propane	0.0	0.0	0.0	0.0	0.0	0.0	0.0	0.0	0.0	0.0	0.0	0.0	0.0
Butanes	0.0	0.0	0.0	0.0	0.0	0.0	0.0	0.0	0.0	0.0	0.0	0.0	0.0
Ethane	0.0	0.0	0.0	0.0	0.0	0.0	0.0	0.0	0.0	0.0	0.0	0.0	0.0
NGL MIX	3,584.0	3,668.3	3,203.0	1,818.3	2,104.1	0.0	0.0	0.0	0.0	0.0	0.0	0.0	14,377.7
Sulphur	0.0	0.0	0.0	0.0	0.0	0.0	0.0	0.0	0.0	0.0	0.0	0.0	0.0
Sulphur Closing Inv	0.0	0.0	0.0	0.0	0.0	0.0	0.0	0.0	0.0	0.0	0.0	0.0	0.0

Unit of Measurement: Gas and Gas equivalent products: 1000m3, Liquids: m3, Sulphur: MTS

VPR6200

Facility ID ABGP0001296

Facility Name TEEPEE CREEK 07-02-074-04W6

Facility Licence # 15443

Facility Operator OHE9 CNRL

Production Month	202001	202002	202003	202004	202005	202006	202007	202008	202009	202010	202011	202012	Totals
Receipts													
Receipts from Alberta Facilities	19,516.0	22,020.6	20,041.8	16,924.6	13,917.2	0.0	0.0	0.0	0.0	0.0	0.0	0.0	92,420.2
Receipts from Non-Alberta Facilities	0.0	0.0	0.0	0.0	0.0	0.0	0.0	0.0	0.0	0.0	0.0	0.0	0.0
Dispositions													
Disposition													
Battery	795.2	786.9	793.9	615.7	544.4	0.0	0.0	0.0	0.0	0.0	0.0	0.0	3,536.1
Gas Gathering System	202.6	186.3	205.5	198.5	198.4	0.0	0.0	0.0	0.0	0.0	0.0	0.0	991.3
Gas Plant	0.0	0.0	0.0	0.0	0.0	0.0	0.0	0.0	0.0	0.0	0.0	0.0	0.0
Injection Facility	0.0	0.0	0.0	0.0	0.0	0.0	0.0	0.0	0.0	0.0	0.0	0.0	0.0
Meter Station	16,818.9	17,865.3	16,981.0	14,913.0	11,907.2	0.0	0.0	0.0	0.0	0.0	0.0	0.0	78,485.4
Other	0.0	0.0	0.0	0.0	0.0	0.0	0.0	0.0	0.0	0.0	0.0	0.0	0.0
Alberta Commercial	0.0	0.0	0.0	0.0	0.0	0.0	0.0	0.0	0.0	0.0	0.0	0.0	0.0
Alberta Industrial	0.0	0.0	0.0	0.0	0.0	0.0	0.0	0.0	0.0	0.0	0.0	0.0	0.0
Alberta Residential	0.0	0.0	0.0	0.0	0.0	0.0	0.0	0.0	0.0	0.0	0.0	0.0	0.0
Alberta Elec.Generation	0.0	0.0	0.0	0.0	0.0	0.0	0.0	0.0	0.0	0.0	0.0	0.0	0.0
Shrinkage													
Acid Gas	479.8	525.7	519.7	503.0	480.7	0.0	0.0	0.0	0.0	0.0	0.0	0.0	2,508.9
Other products	652.2	666.3	666.0	538.5	372.1	0.0	0.0	0.0	0.0	0.0	0.0	0.0	2,895.1
Fuel	639.5	615.0	676.7	639.7	602.6	0.0	0.0	0.0	0.0	0.0	0.0	0.0	3,173.5
Flared	30.5	21.2	36.7	36.1	81.0	0.0	0.0	0.0	0.0	0.0	0.0	0.0	205.5
Vented	0.0	0.0	0.0	0.0	0.0	0.0	0.0	0.0	0.0	0.0	0.0	0.0	0.0
Diff and Other	-102.7	1,353.9	162.3	-519.9	-269.2	0.0	0.0	0.0	0.0	0.0	0.0	0.0	624.4
Process and Frac													
Pentanes Plus	583.0	728.8	594.7	529.4	381.5	0.0	0.0	0.0	0.0	0.0	0.0	0.0	2,817.4
Propane	0.0	0.0	0.0	0.0	0.0	0.0	0.0	0.0	0.0	0.0	0.0	0.0	0.0
Butanes	0.0	0.0	0.0	0.0	0.0	0.0	0.0	0.0	0.0	0.0	0.0	0.0	0.0
Ethane	0.0	0.0	0.0	0.0	0.0	0.0	0.0	0.0	0.0	0.0	0.0	0.0	0.0
NGL MIX	2,189.1	2,129.7	2,238.0	1,781.7	1,223.9	0.0	0.0	0.0	0.0	0.0	0.0	0.0	9,562.4
Sulphur	422.1	451.6	443.5	455.8	440.3	0.0	0.0	0.0	0.0	0.0	0.0	0.0	2,213.3
Sulphur Closing Inv	82.5	121.1	110.7	115.7	106.1	0.0	0.0	0.0	0.0	0.0	0.0	0.0	

Unit of Measurement: Gas and Gas equivalent products: 1000m3, Liquids: m3, Sulphur: MTS

VPR6200

Facility ID ABGP0001360

Facility Name PETRO-CAN HANLAN

Facility Licence # 11504

Facility Operator A68P

Production Month	202001	202002	202003	202004	202005	202006	202007	202008	202009	202010	202011	202012	Totals
Receipts													
Receipts from Alberta Facilities	77,223.3	74,480.5	79,162.8	79,500.1	79,402.6	0.0	0.0	0.0	0.0	0.0	0.0	0.0	389,769.3
Receipts from Non-Alberta Facilities	0.0	0.0	0.0	0.0	0.0	0.0	0.0	0.0	0.0	0.0	0.0	0.0	0.0
Dispositions													
Disposition													
Battery	1,872.9	1,630.5	1,781.3	1,672.0	1,752.4	0.0	0.0	0.0	0.0	0.0	0.0	0.0	8,709.1
Gas Gathering System	2,024.1	1,972.5	2,064.0	2,070.6	2,005.6	0.0	0.0	0.0	0.0	0.0	0.0	0.0	10,136.8
Gas Plant	0.0	0.0	0.0	0.0	0.0	0.0	0.0	0.0	0.0	0.0	0.0	0.0	0.0
Injection Facility	1.3	1.3	0.0	3.0	1.4	0.0	0.0	0.0	0.0	0.0	0.0	0.0	7.0
Meter Station	61,856.9	60,261.2	64,110.6	65,672.1	65,649.4	0.0	0.0	0.0	0.0	0.0	0.0	0.0	317,550.2
Other	45.9	40.7	45.3	42.2	40.6	0.0	0.0	0.0	0.0	0.0	0.0	0.0	214.7
Alberta Commercial	0.0	0.0	0.0	0.0	0.0	0.0	0.0	0.0	0.0	0.0	0.0	0.0	0.0
Alberta Industrial	0.0	0.0	0.0	0.0	0.0	0.0	0.0	0.0	0.0	0.0	0.0	0.0	0.0
Alberta Residential	0.0	0.0	0.0	0.0	0.0	0.0	0.0	0.0	0.0	0.0	0.0	0.0	0.0
Alberta Elec.Generation	0.0	0.0	0.0	0.0	0.0	0.0	0.0	0.0	0.0	0.0	0.0	0.0	0.0
Shrinkage													
Acid Gas	7,795.9	7,327.8	7,702.8	6,933.6	7,090.4	0.0	0.0	0.0	0.0	0.0	0.0	0.0	36,850.5
Other products	63.0	75.1	84.4	108.0	104.6	0.0	0.0	0.0	0.0	0.0	0.0	0.0	435.1
Fuel	3,907.1	3,646.6	3,960.3	3,753.3	3,331.0	0.0	0.0	0.0	0.0	0.0	0.0	0.0	18,598.3
Flared	1.8	35.5	1.9	2.8	12.2	0.0	0.0	0.0	0.0	0.0	0.0	0.0	54.2
Vented	0.0	0.0	0.0	0.0	0.0	0.0	0.0	0.0	0.0	0.0	0.0	0.0	0.0
Diff and Other	-345.6	-510.7	-587.8	-757.5	-585.0	0.0	0.0	0.0	0.0	0.0	0.0	0.0	-2,786.6
Process and Frac													
Pentanes Plus	304.7	363.6	408.2	522.5	505.9	0.0	0.0	0.0	0.0	0.0	0.0	0.0	2,104.9
Propane	0.0	0.0	0.0	0.0	0.0	0.0	0.0	0.0	0.0	0.0	0.0	0.0	0.0
Butanes	0.0	0.0	0.0	0.0	0.0	0.0	0.0	0.0	0.0	0.0	0.0	0.0	0.0
Ethane	0.0	0.0	0.0	0.0	0.0	0.0	0.0	0.0	0.0	0.0	0.0	0.0	0.0
NGL MIX	0.0	0.0	0.0	0.0	0.0	0.0	0.0	0.0	0.0	0.0	0.0	0.0	0.0
Sulphur	5,543.0	5,086.8	5,537.6	4,979.1	5,147.2	0.0	0.0	0.0	0.0	0.0	0.0	0.0	26,293.7
Sulphur Closing Inv	29,787.7	34,044.4	27,914.5	25,208.7	30,355.9	0.0	0.0	0.0	0.0	0.0	0.0	0.0	

Unit of Measurement: Gas and Gas equivalent products: 1000m3, Liquids: m3, Sulphur: MTS

VPR6200

Facility ID ABGP0001402

Facility Name KEYERA PEMBINA GAS PLANT 11-22

Facility Licence # 11490

Facility Operator AOC0 KEYERA

Production Month	202001	202002	202003	202004	202005	202006	202007	202008	202009	202010	202011	202012	Totals
Receipts													
Receipts from Alberta Facilities	16,594.6	16,146.7	16,464.6	11,461.2	11,313.4	0.0	0.0	0.0	0.0	0.0	0.0	0.0	71,980.5
Receipts from Non-Alberta Facilities	0.0	0.0	0.0	0.0	0.0	0.0	0.0	0.0	0.0	0.0	0.0	0.0	0.0
Dispositions													
Disposition													
Battery	0.0	0.0	0.0	0.0	0.0	0.0	0.0	0.0	0.0	0.0	0.0	0.0	0.0
Gas Gathering System	94.2	88.5	78.9	156.2	10,732.7	0.0	0.0	0.0	0.0	0.0	0.0	0.0	11,150.5
Gas Plant	14,438.3	14,130.0	14,284.2	9,792.1	0.0	0.0	0.0	0.0	0.0	0.0	0.0	0.0	52,644.6
Injection Facility	261.1	250.0	259.7	183.7	5.5	0.0	0.0	0.0	0.0	0.0	0.0	0.0	960.0
Meter Station	0.0	0.0	0.0	0.0	0.0	0.0	0.0	0.0	0.0	0.0	0.0	0.0	0.0
Other	0.0	0.0	0.0	0.0	0.0	0.0	0.0	0.0	0.0	0.0	0.0	0.0	0.0
Alberta Commercial	0.0	0.0	0.0	0.0	0.0	0.0	0.0	0.0	0.0	0.0	0.0	0.0	0.0
Alberta Industrial	0.0	0.0	0.0	0.0	0.0	0.0	0.0	0.0	0.0	0.0	0.0	0.0	0.0
Alberta Residential	0.0	0.0	0.0	0.0	0.0	0.0	0.0	0.0	0.0	0.0	0.0	0.0	0.0
Alberta Elec.Generation	0.0	0.0	0.0	0.0	0.0	0.0	0.0	0.0	0.0	0.0	0.0	0.0	0.0
Shrinkage													
Acid Gas	0.0	0.0	0.0	0.0	0.0	0.0	0.0	0.0	0.0	0.0	0.0	0.0	0.0
Other products	1,535.7	1,474.9	1,553.6	1,316.5	636.9	0.0	0.0	0.0	0.0	0.0	0.0	0.0	6,517.6
Fuel	849.9	779.4	885.1	800.0	588.6	0.0	0.0	0.0	0.0	0.0	0.0	0.0	3,903.0
Flared	81.1	71.3	71.9	96.3	55.6	0.0	0.0	0.0	0.0	0.0	0.0	0.0	376.2
Vented	1.7	2.3	1.7	0.0	0.0	0.0	0.0	0.0	0.0	0.0	0.0	0.0	5.7
Diff and Other	-667.4	-649.7	-670.5	-883.6	-705.9	0.0	0.0	0.0	0.0	0.0	0.0	0.0	-3,577.1
Process and Frac													
Pentanes Plus	2,785.4	2,603.8	2,779.8	3,113.1	3,081.8	0.0	0.0	0.0	0.0	0.0	0.0	0.0	14,363.9
Propane	0.0	0.0	0.0	0.0	0.0	0.0	0.0	0.0	0.0	0.0	0.0	0.0	0.0
Butanes	0.0	0.0	0.0	0.0	0.0	0.0	0.0	0.0	0.0	0.0	0.0	0.0	0.0
Ethane	0.0	0.0	0.0	0.0	0.0	0.0	0.0	0.0	0.0	0.0	0.0	0.0	0.0
NGL MIX	3,856.5	3,767.3	3,935.3	2,705.1	0.0	0.0	0.0	0.0	0.0	0.0	0.0	0.0	14,264.2
Sulphur	0.0	0.0	0.0	0.0	0.0	0.0	0.0	0.0	0.0	0.0	0.0	0.0	0.0
Sulphur Closing Inv	0.0	0.0	0.0	0.0	0.0	0.0	0.0	0.0	0.0	0.0	0.0	0.0	0.0

Unit of Measurement: Gas and Gas equivalent products: 1000m3, Liquids: m3, Sulphur: MTS

VPR6200

Facility ID ABGP0001458
Facility Licence # 10465

Facility Name KEYERA WEST PEMBINA 10-10-047-14W5
Facility Operator AOC0 KEYERA

Production Month	202001	202002	202003	202004	202005	202006	202007	202008	202009	202010	202011	202012	Totals
Receipts													
Receipts from Alberta Facilities	69,531.2	63,953.0	62,328.7	50,913.6	63,875.3	0.0	0.0	0.0	0.0	0.0	0.0	0.0	310,601.8
Receipts from Non-Alberta Facilities	0.0	0.0	0.0	0.0	0.0	0.0	0.0	0.0	0.0	0.0	0.0	0.0	0.0
Dispositions													
Disposition													
Battery	0.0	0.0	0.0	0.0	0.0	0.0	0.0	0.0	0.0	0.0	0.0	0.0	0.0
Gas Gathering System	916.9	921.8	866.1	732.8	651.2	0.0	0.0	0.0	0.0	0.0	0.0	0.0	4,088.8
Gas Plant	0.0	0.0	0.0	0.0	0.0	0.0	0.0	0.0	0.0	0.0	0.0	0.0	0.0
Injection Facility	0.0	0.0	0.0	0.0	0.0	0.0	0.0	0.0	0.0	0.0	0.0	0.0	0.0
Meter Station	65,345.3	60,059.0	58,470.8	47,734.5	60,530.3	0.0	0.0	0.0	0.0	0.0	0.0	0.0	292,139.9
Other	0.0	0.0	0.0	0.0	0.0	0.0	0.0	0.0	0.0	0.0	0.0	0.0	0.0
Alberta Commercial	0.0	0.0	0.0	0.0	0.0	0.0	0.0	0.0	0.0	0.0	0.0	0.0	0.0
Alberta Industrial	0.0	0.0	0.0	0.0	0.0	0.0	0.0	0.0	0.0	0.0	0.0	0.0	0.0
Alberta Residential	0.0	0.0	0.0	0.0	0.0	0.0	0.0	0.0	0.0	0.0	0.0	0.0	0.0
Alberta Elec.Generation	0.0	0.0	0.0	0.0	0.0	0.0	0.0	0.0	0.0	0.0	0.0	0.0	0.0
Shrinkage													
Acid Gas	0.0	0.0	0.0	0.0	0.0	0.0	0.0	0.0	0.0	0.0	0.0	0.0	0.0
Other products	2,822.2	2,616.5	2,528.6	1,859.4	1,891.6	0.0	0.0	0.0	0.0	0.0	0.0	0.0	11,718.3
Fuel	1,225.1	1,118.0	1,175.9	1,064.6	1,079.3	0.0	0.0	0.0	0.0	0.0	0.0	0.0	5,662.9
Flared	132.8	105.1	120.3	124.0	115.5	0.0	0.0	0.0	0.0	0.0	0.0	0.0	597.7
Vented	0.6	0.6	0.7	0.0	0.7	0.0	0.0	0.0	0.0	0.0	0.0	0.0	2.6
Diff and Other	-911.7	-868.0	-833.7	-601.7	-393.3	0.0	0.0	0.0	0.0	0.0	0.0	0.0	-3,608.4
Process and Frac													
Pentanes Plus	4,429.8	3,713.6	3,372.6	2,631.6	2,853.5	0.0	0.0	0.0	0.0	0.0	0.0	0.0	17,001.1
Propane	0.0	0.0	0.0	0.0	0.0	0.0	0.0	0.0	0.0	0.0	0.0	0.0	0.0
Butanes	0.0	0.0	0.0	0.0	0.0	0.0	0.0	0.0	0.0	0.0	0.0	0.0	0.0
Ethane	0.0	0.0	0.0	0.0	0.0	0.0	0.0	0.0	0.0	0.0	0.0	0.0	0.0
NGL MIX	7,455.9	7,232.2	7,166.2	5,126.9	5,132.8	0.0	0.0	0.0	0.0	0.0	0.0	0.0	32,114.0
Sulphur	0.0	0.0	0.0	0.0	0.0	0.0	0.0	0.0	0.0	0.0	0.0	0.0	0.0
Sulphur Closing Inv	5,388.8	5,388.8	3,117.6	3,117.6	3,117.6	0.0	0.0	0.0	0.0	0.0	0.0	0.0	

Unit of Measurement: Gas and Gas equivalent products: 1000m3, Liquids: m3, Sulphur: MTS

VPR6200

Facility ID ABGP0001482
Facility Licence # 11034

Facility Name BRC 04-31-048-12W5 GAS PLANT
Facility Operator A74Y TIDEWATER

Production Month	202001	202002	202003	202004	202005	202006	202007	202008	202009	202010	202011	202012	Totals
Receipts													
Receipts from Alberta Facilities	98,020.3	97,643.4	118,285.8	112,604.5	102,290.9	0.0	0.0	0.0	0.0	0.0	0.0	0.0	528,844.9
Receipts from Non-Alberta Facilities	0.0	0.0	0.0	0.0	0.0	0.0	0.0	0.0	0.0	0.0	0.0	0.0	0.0
Dispositions													
Disposition													
Battery	137.0	216.8	236.5	167.4	107.9	0.0	0.0	0.0	0.0	0.0	0.0	0.0	865.6
Gas Gathering System	2,343.5	1,782.2	2,109.4	1,994.8	1,649.7	0.0	0.0	0.0	0.0	0.0	0.0	0.0	9,879.6
Gas Plant	0.0	0.0	0.0	0.0	0.0	0.0	0.0	0.0	0.0	0.0	0.0	0.0	0.0
Injection Facility	0.0	11,353.4	15,816.6	19,402.1	31,613.6	0.0	0.0	0.0	0.0	0.0	0.0	0.0	78,185.7
Meter Station	82,691.1	70,860.2	82,850.3	74,409.0	53,675.9	0.0	0.0	0.0	0.0	0.0	0.0	0.0	364,486.5
Other	0.0	0.0	0.0	0.0	0.0	0.0	0.0	0.0	0.0	0.0	0.0	0.0	0.0
Alberta Commercial	0.0	0.0	0.0	0.0	0.0	0.0	0.0	0.0	0.0	0.0	0.0	0.0	0.0
Alberta Industrial	0.0	0.0	0.0	0.0	0.0	0.0	0.0	0.0	0.0	0.0	0.0	0.0	0.0
Alberta Residential	0.0	0.0	0.0	0.0	0.0	0.0	0.0	0.0	0.0	0.0	0.0	0.0	0.0
Alberta Elec.Generation	256.1	137.5	244.6	346.8	323.5	0.0	0.0	0.0	0.0	0.0	0.0	0.0	1,308.5
Shrinkage													
Acid Gas	1,683.1	1,606.1	1,583.4	1,652.9	1,578.5	0.0	0.0	0.0	0.0	0.0	0.0	0.0	8,104.0
Other products	6,075.1	6,563.6	9,725.9	9,442.2	10,527.8	0.0	0.0	0.0	0.0	0.0	0.0	0.0	42,334.6
Fuel	3,991.3	4,124.5	4,161.0	3,897.8	4,217.6	0.0	0.0	0.0	0.0	0.0	0.0	0.0	20,392.2
Flared	148.2	24.2	145.7	195.2	180.2	0.0	0.0	0.0	0.0	0.0	0.0	0.0	693.5
Vented	0.0	0.0	0.0	0.0	0.0	0.0	0.0	0.0	0.0	0.0	0.0	0.0	0.0
Diff and Other	694.9	974.9	1,412.4	1,096.3	-1,583.8	0.0	0.0	0.0	0.0	0.0	0.0	0.0	2,594.7
Process and Frac													
Pentanes Plus	1,433.5	1,124.7	1,234.9	1,073.3	1,045.2	0.0	0.0	0.0	0.0	0.0	0.0	0.0	5,911.6
Propane	0.0	0.0	0.0	0.0	0.0	0.0	0.0	0.0	0.0	0.0	0.0	0.0	0.0
Butanes	0.0	0.0	0.0	0.0	6,455.8	0.0	0.0	0.0	0.0	0.0	0.0	0.0	6,455.8
Ethane	0.0	0.0	0.0	0.0	0.0	0.0	0.0	0.0	0.0	0.0	0.0	0.0	0.0
NGL MIX	22,080.9	23,983.9	35,165.7	34,419.0	32,694.8	0.0	0.0	0.0	0.0	0.0	0.0	0.0	148,344.3
Sulphur	1,724.1	1,590.8	1,578.3	1,677.0	1,687.1	0.0	0.0	0.0	0.0	0.0	0.0	0.0	8,257.3
Sulphur Closing Inv	530.1	788.0	272.2	655.6	781.0	0.0	0.0	0.0	0.0	0.0	0.0	0.0	

Unit of Measurement: Gas and Gas equivalent products: 1000m3, Liquids: m3, Sulphur: MTS

VPR6200

Facility ID ABGP0001506
Facility Licence # 16247

Facility Name PROGRESS 1-1-78-10W6
Facility Operator OHE9 CNRL

Production Month	202001	202002	202003	202004	202005	202006	202007	202008	202009	202010	202011	202012	Totals
Receipts													
Receipts from Alberta Facilities	109,828.5	111,274.1	115,236.1	113,507.9	108,370.7	0.0	0.0	0.0	0.0	0.0	0.0	0.0	558,217.3
Receipts from Non-Alberta Facilities	0.0	0.0	0.0	0.0	0.0	0.0	0.0	0.0	0.0	0.0	0.0	0.0	0.0
Dispositions													
Disposition													
Battery	4,453.5	4,262.9	4,444.4	3,976.1	3,731.3	0.0	0.0	0.0	0.0	0.0	0.0	0.0	20,868.2
Gas Gathering System	2,882.1	2,696.4	2,764.9	2,529.9	2,442.2	0.0	0.0	0.0	0.0	0.0	0.0	0.0	13,315.5
Gas Plant	0.0	0.0	0.0	0.0	0.0	0.0	0.0	0.0	0.0	0.0	0.0	0.0	0.0
Injection Facility	0.0	0.0	0.0	0.0	0.0	0.0	0.0	0.0	0.0	0.0	0.0	0.0	0.0
Meter Station	98,184.5	100,886.9	104,803.3	102,904.1	98,157.8	0.0	0.0	0.0	0.0	0.0	0.0	0.0	504,936.6
Other	62.1	54.8	47.9	37.0	27.3	0.0	0.0	0.0	0.0	0.0	0.0	0.0	229.1
Alberta Commercial	0.0	0.0	0.0	0.0	0.0	0.0	0.0	0.0	0.0	0.0	0.0	0.0	0.0
Alberta Industrial	0.0	0.0	0.0	0.0	0.0	0.0	0.0	0.0	0.0	0.0	0.0	0.0	0.0
Alberta Residential	0.0	0.0	0.0	0.0	0.0	0.0	0.0	0.0	0.0	0.0	0.0	0.0	0.0
Alberta Elec.Generation	0.0	0.0	0.0	0.0	0.0	0.0	0.0	0.0	0.0	0.0	0.0	0.0	0.0
Shrinkage													
Acid Gas	678.8	757.4	844.0	866.0	759.2	0.0	0.0	0.0	0.0	0.0	0.0	0.0	3,905.4
Other products	3,312.2	2,703.0	3,102.0	3,651.0	3,481.5	0.0	0.0	0.0	0.0	0.0	0.0	0.0	16,249.7
Fuel	673.6	597.0	648.9	616.3	626.0	0.0	0.0	0.0	0.0	0.0	0.0	0.0	3,161.8
Flared	466.4	438.1	543.9	348.1	381.4	0.0	0.0	0.0	0.0	0.0	0.0	0.0	2,177.9
Vented	0.0	0.0	0.0	0.0	0.0	0.0	0.0	0.0	0.0	0.0	0.0	0.0	0.0
Diff and Other	-884.7	-1,122.4	-1,963.2	-1,420.6	-1,236.0	0.0	0.0	0.0	0.0	0.0	0.0	0.0	-6,626.9
Process and Frac													
Pentanes Plus	4,657.6	4,658.2	4,898.7	5,144.5	4,849.9	0.0	0.0	0.0	0.0	0.0	0.0	0.0	24,208.9
Propane	0.0	0.0	0.0	0.0	0.0	0.0	0.0	0.0	0.0	0.0	0.0	0.0	0.0
Butanes	0.0	0.0	0.0	0.0	0.0	0.0	0.0	0.0	0.0	0.0	0.0	0.0	0.0
Ethane	0.0	0.0	0.0	0.0	0.0	0.0	0.0	0.0	0.0	0.0	0.0	0.0	0.0
NGL MIX	9,291.1	6,992.9	8,327.1	10,215.6	9,842.2	0.0	0.0	0.0	0.0	0.0	0.0	0.0	44,668.9
Sulphur	612.2	704.6	852.4	821.6	676.6	0.0	0.0	0.0	0.0	0.0	0.0	0.0	3,667.4
Sulphur Closing Inv	243.1	157.3	177.5	250.3	138.4	0.0	0.0	0.0	0.0	0.0	0.0	0.0	

Unit of Measurement: Gas and Gas equivalent products: 1000m3, Liquids: m3, Sulphur: MTS

VPR6200

Facility ID ABGP0001520
Facility Licence # 15352

Facility Name WEMBLEY 06-19-073-08W6
Facility Operator A0A7 NUVISTA

Production Month	202001	202002	202003	202004	202005	202006	202007	202008	202009	202010	202011	202012	Totals
Receipts													
Receipts from Alberta Facilities	77,478.4	75,858.0	78,071.3	68,453.4	64,058.4	0.0	0.0	0.0	0.0	0.0	0.0	0.0	363,919.5
Receipts from Non-Alberta Facilities	0.0	0.0	0.0	0.0	0.0	0.0	0.0	0.0	0.0	0.0	0.0	0.0	0.0
Dispositions													
Disposition													
Battery	2,174.9	1,827.8	2,140.4	2,013.5	1,691.4	0.0	0.0	0.0	0.0	0.0	0.0	0.0	9,848.0
Gas Gathering System	1,540.0	1,517.2	1,582.0	1,448.7	1,274.4	0.0	0.0	0.0	0.0	0.0	0.0	0.0	7,362.3
Gas Plant	0.0	0.0	0.0	0.0	0.0	0.0	0.0	0.0	0.0	0.0	0.0	0.0	0.0
Injection Facility	4,102.7	3,890.3	4,141.8	3,690.0	3,443.5	0.0	0.0	0.0	0.0	0.0	0.0	0.0	19,268.3
Meter Station	57,519.1	58,744.8	60,645.1	51,281.5	48,108.8	0.0	0.0	0.0	0.0	0.0	0.0	0.0	276,299.3
Other	233.0	210.4	227.9	183.3	158.3	0.0	0.0	0.0	0.0	0.0	0.0	0.0	1,012.9
Alberta Commercial	0.0	0.0	0.0	0.0	0.0	0.0	0.0	0.0	0.0	0.0	0.0	0.0	0.0
Alberta Industrial	0.0	0.0	0.0	0.0	0.0	0.0	0.0	0.0	0.0	0.0	0.0	0.0	0.0
Alberta Residential	0.0	0.0	0.0	0.0	0.0	0.0	0.0	0.0	0.0	0.0	0.0	0.0	0.0
Alberta Elec.Generation	0.0	0.0	0.0	0.0	0.0	0.0	0.0	0.0	0.0	0.0	0.0	0.0	0.0
Shrinkage													
Acid Gas	0.0	0.0	0.0	0.0	0.0	0.0	0.0	0.0	0.0	0.0	0.0	0.0	0.0
Other products	10,093.1	9,807.7	10,289.8	8,841.1	8,173.9	0.0	0.0	0.0	0.0	0.0	0.0	0.0	47,205.6
Fuel	1,771.6	1,620.9	1,713.8	1,546.8	1,426.2	0.0	0.0	0.0	0.0	0.0	0.0	0.0	8,079.3
Flared	684.7	255.9	319.2	278.5	297.9	0.0	0.0	0.0	0.0	0.0	0.0	0.0	1,836.2
Vented	0.5	0.4	0.5	0.5	0.5	0.0	0.0	0.0	0.0	0.0	0.0	0.0	2.4
Diff and Other	-641.2	-2,017.4	-2,989.2	-830.5	-516.5	0.0	0.0	0.0	0.0	0.0	0.0	0.0	-6,994.8
Process and Frac													
Pentanes Plus	13,773.9	13,267.0	13,754.6	10,625.0	9,419.6	0.0	0.0	0.0	0.0	0.0	0.0	0.0	60,840.1
Propane	0.0	0.0	0.0	0.0	0.0	0.0	0.0	0.0	0.0	0.0	0.0	0.0	0.0
Butanes	0.0	0.0	0.0	0.0	0.0	0.0	0.0	0.0	0.0	0.0	0.0	0.0	0.0
Ethane	0.0	0.0	0.0	0.0	0.0	0.0	0.0	0.0	0.0	0.0	0.0	0.0	0.0
NGL MIX	26,924.3	26,244.3	27,671.1	24,738.7	23,230.6	0.0	0.0	0.0	0.0	0.0	0.0	0.0	128,809.0
Sulphur	0.0	0.0	0.0	0.0	0.0	0.0	0.0	0.0	0.0	0.0	0.0	0.0	0.0
Sulphur Closing Inv	0.0	0.0	0.0	0.0	0.0	0.0	0.0	0.0	0.0	0.0	0.0	0.0	0.0

Unit of Measurement: Gas and Gas equivalent products: 1000m3, Liquids: m3, Sulphur: MTS

VPR6200

Facility ID ABGP0001585
Facility Licence # 1080

Facility Name HAYS SOUR 11-31-013-14W4
Facility Operator OHE9 CNRL

Production Month	202001	202002	202003	202004	202005	202006	202007	202008	202009	202010	202011	202012	Totals
Receipts													
Receipts from Alberta Facilities	5,455.3	5,438.9	5,608.0	4,502.4	4,326.3	0.0	0.0	0.0	0.0	0.0	0.0	0.0	25,330.9
Receipts from Non-Alberta Facilities	0.0	0.0	0.0	0.0	0.0	0.0	0.0	0.0	0.0	0.0	0.0	0.0	0.0
Dispositions													
Disposition													
Battery	482.9	495.2	515.1	385.8	233.0	0.0	0.0	0.0	0.0	0.0	0.0	0.0	2,112.0
Gas Gathering System	18.3	17.2	18.3	17.7	64.0	0.0	0.0	0.0	0.0	0.0	0.0	0.0	135.5
Gas Plant	0.0	0.0	0.0	0.0	0.0	0.0	0.0	0.0	0.0	0.0	0.0	0.0	0.0
Injection Facility	811.1	827.0	919.2	673.0	529.3	0.0	0.0	0.0	0.0	0.0	0.0	0.0	3,759.6
Meter Station	2,190.7	2,395.9	2,253.7	1,778.3	1,890.4	0.0	0.0	0.0	0.0	0.0	0.0	0.0	10,509.0
Other	0.0	0.0	0.0	0.0	0.0	0.0	0.0	0.0	0.0	0.0	0.0	0.0	0.0
Alberta Commercial	160.3	119.8	95.9	32.8	0.0	0.0	0.0	0.0	0.0	0.0	0.0	0.0	408.8
Alberta Industrial	0.0	0.0	0.0	0.0	0.0	0.0	0.0	0.0	0.0	0.0	0.0	0.0	0.0
Alberta Residential	0.0	0.0	0.0	0.0	0.0	0.0	0.0	0.0	0.0	0.0	0.0	0.0	0.0
Alberta Elec.Generation	0.0	0.0	0.0	0.0	0.0	0.0	0.0	0.0	0.0	0.0	0.0	0.0	0.0
Shrinkage													
Acid Gas	173.5	167.4	191.3	159.3	155.0	0.0	0.0	0.0	0.0	0.0	0.0	0.0	846.5
Other products	302.4	341.7	367.6	272.7	282.7	0.0	0.0	0.0	0.0	0.0	0.0	0.0	1,567.1
Fuel	1,393.0	1,300.4	1,402.8	1,309.9	1,277.0	0.0	0.0	0.0	0.0	0.0	0.0	0.0	6,683.1
Flared	71.2	72.3	75.7	68.8	71.2	0.0	0.0	0.0	0.0	0.0	0.0	0.0	359.2
Vented	9.5	3.3	30.4	6.8	10.9	0.0	0.0	0.0	0.0	0.0	0.0	0.0	60.9
Diff and Other	-157.6	-301.3	-262.0	-202.7	-187.2	0.0	0.0	0.0	0.0	0.0	0.0	0.0	-1,110.8
Process and Frac													
Pentanes Plus	189.5	195.8	175.2	127.5	138.1	0.0	0.0	0.0	0.0	0.0	0.0	0.0	826.1
Propane	0.0	0.0	0.0	0.0	0.0	0.0	0.0	0.0	0.0	0.0	0.0	0.0	0.0
Butanes	0.0	0.0	0.0	0.0	0.0	0.0	0.0	0.0	0.0	0.0	0.0	0.0	0.0
Ethane	0.0	0.0	0.0	0.0	0.0	0.0	0.0	0.0	0.0	0.0	0.0	0.0	0.0
NGL MIX	1,062.5	1,218.2	1,343.9	1,002.0	1,039.9	0.0	0.0	0.0	0.0	0.0	0.0	0.0	5,666.5
Sulphur	69.2	64.5	71.7	53.6	51.3	0.0	0.0	0.0	0.0	0.0	0.0	0.0	310.3
Sulphur Closing Inv	67.0	48.0	78.0	58.0	73.0	0.0	0.0	0.0	0.0	0.0	0.0	0.0	

Unit of Measurement: Gas and Gas equivalent products: 1000m3, Liquids: m3, Sulphur: MTS

VPR6200

Facility ID ABGP0001625
Facility Licence # 11473

Facility Name KEYERA CYNTHIA 6-28 GAS PLANT
Facility Operator AOC0 KEYERA

Production Month	202001	202002	202003	202004	202005	202006	202007	202008	202009	202010	202011	202012	Totals
Receipts													
Receipts from Alberta Facilities	39,040.0	36,722.4	40,164.7	40,360.6	44,701.5	0.0	0.0	0.0	0.0	0.0	0.0	0.0	200,989.2
Receipts from Non-Alberta Facilities	0.0	0.0	0.0	0.0	0.0	0.0	0.0	0.0	0.0	0.0	0.0	0.0	0.0
Dispositions													
Disposition													
Battery	170.4	195.3	210.7	213.2	213.8	0.0	0.0	0.0	0.0	0.0	0.0	0.0	1,003.4
Gas Gathering System	0.0	0.0	0.0	0.0	0.0	0.0	0.0	0.0	0.0	0.0	0.0	0.0	0.0
Gas Plant	0.0	0.0	0.0	0.0	0.0	0.0	0.0	0.0	0.0	0.0	0.0	0.0	0.0
Injection Facility	500.2	489.2	615.7	611.9	639.8	0.0	0.0	0.0	0.0	0.0	0.0	0.0	2,856.8
Meter Station	31,030.9	29,154.0	31,564.5	31,733.4	35,255.7	0.0	0.0	0.0	0.0	0.0	0.0	0.0	158,738.5
Other	0.0	0.0	0.0	0.0	0.0	0.0	0.0	0.0	0.0	0.0	0.0	0.0	0.0
Alberta Commercial	0.0	0.0	0.0	0.0	0.0	0.0	0.0	0.0	0.0	0.0	0.0	0.0	0.0
Alberta Industrial	0.0	0.0	0.0	0.0	0.0	0.0	0.0	0.0	0.0	0.0	0.0	0.0	0.0
Alberta Residential	0.0	0.0	0.0	0.0	0.0	0.0	0.0	0.0	0.0	0.0	0.0	0.0	0.0
Alberta Elec.Generation	0.0	0.0	0.0	0.0	0.0	0.0	0.0	0.0	0.0	0.0	0.0	0.0	0.0
Shrinkage													
Acid Gas	0.0	0.0	0.0	0.0	0.0	0.0	0.0	0.0	0.0	0.0	0.0	0.0	0.0
Other products	6,432.0	6,212.4	6,829.5	6,830.7	7,837.3	0.0	0.0	0.0	0.0	0.0	0.0	0.0	34,141.9
Fuel	569.3	507.7	683.4	664.2	667.0	0.0	0.0	0.0	0.0	0.0	0.0	0.0	3,091.6
Flared	101.2	63.2	48.1	54.3	49.5	0.0	0.0	0.0	0.0	0.0	0.0	0.0	316.3
Vented	1.3	1.3	1.5	1.4	1.2	0.0	0.0	0.0	0.0	0.0	0.0	0.0	6.7
Diff and Other	234.7	99.3	211.3	251.5	37.2	0.0	0.0	0.0	0.0	0.0	0.0	0.0	834.0
Process and Frac													
Pentanes Plus	0.0	0.0	0.0	0.0	0.0	0.0	0.0	0.0	0.0	0.0	0.0	0.0	0.0
Propane	0.0	0.0	0.0	0.0	0.0	0.0	0.0	0.0	0.0	0.0	0.0	0.0	0.0
Butanes	0.0	0.0	0.0	0.0	0.0	0.0	0.0	0.0	0.0	0.0	0.0	0.0	0.0
Ethane	0.0	0.0	0.0	0.0	0.0	0.0	0.0	0.0	0.0	0.0	0.0	0.0	0.0
NGL MIX	24,049.5	23,192.0	25,552.6	25,562.3	29,198.9	0.0	0.0	0.0	0.0	0.0	0.0	0.0	127,555.3
Sulphur	0.0	0.0	0.0	0.0	0.0	0.0	0.0	0.0	0.0	0.0	0.0	0.0	0.0
Sulphur Closing Inv	0.0	0.0	0.0	0.0	0.0	0.0	0.0	0.0	0.0	0.0	0.0	0.0	0.0

Unit of Measurement: Gas and Gas equivalent products: 1000m3, Liquids: m3, Sulphur: MTS

VPR6200

Facility ID ABGP0001628
Facility Licence # 23470

Facility Name ACHESON 05-02-052-26W4 Gas Plant
Facility Operator A74Y TIDEWATER

Production Month	202001	202002	202003	202004	202005	202006	202007	202008	202009	202010	202011	202012	Totals
Receipts													
Receipts from Alberta Facilities	4,647.3	4,487.3	4,585.4	4,126.2	3,352.1	0.0	0.0	0.0	0.0	0.0	0.0	0.0	21,198.3
Receipts from Non-Alberta Facilities	0.0	0.0	0.0	0.0	0.0	0.0	0.0	0.0	0.0	0.0	0.0	0.0	0.0
Dispositions													
Disposition													
Battery	160.1	10.9	11.2	9.1	6.8	0.0	0.0	0.0	0.0	0.0	0.0	0.0	198.1
Gas Gathering System	0.0	0.0	0.0	7.2	5.3	0.0	0.0	0.0	0.0	0.0	0.0	0.0	12.5
Gas Plant	0.0	0.0	0.0	0.0	0.0	0.0	0.0	0.0	0.0	0.0	0.0	0.0	0.0
Injection Facility	93.6	92.7	84.9	73.6	73.2	0.0	0.0	0.0	0.0	0.0	0.0	0.0	418.0
Meter Station	3,712.4	3,553.4	3,568.1	3,314.7	2,644.9	0.0	0.0	0.0	0.0	0.0	0.0	0.0	16,793.5
Other	3.5	119.4	109.0	4.0	0.0	0.0	0.0	0.0	0.0	0.0	0.0	0.0	235.9
Alberta Commercial	0.0	0.0	0.0	0.0	0.0	0.0	0.0	0.0	0.0	0.0	0.0	0.0	0.0
Alberta Industrial	0.0	0.0	0.0	0.0	0.0	0.0	0.0	0.0	0.0	0.0	0.0	0.0	0.0
Alberta Residential	0.0	0.0	0.0	0.0	0.0	0.0	0.0	0.0	0.0	0.0	0.0	0.0	0.0
Alberta Elec.Generation	3.3	5.0	5.4	5.4	1.0	0.0	0.0	0.0	0.0	0.0	0.0	0.0	20.1
Shrinkage													
Acid Gas	0.0	0.0	0.0	0.0	0.0	0.0	0.0	0.0	0.0	0.0	0.0	0.0	0.0
Other products	456.9	480.2	470.1	402.8	339.9	0.0	0.0	0.0	0.0	0.0	0.0	0.0	2,149.9
Fuel	377.0	310.0	316.0	245.0	227.9	0.0	0.0	0.0	0.0	0.0	0.0	0.0	1,475.9
Flared	5.0	1.3	1.7	11.2	23.7	0.0	0.0	0.0	0.0	0.0	0.0	0.0	42.9
Vented	0.0	0.0	0.0	0.0	0.0	0.0	0.0	0.0	0.0	0.0	0.0	0.0	0.0
Diff and Other	-164.5	-85.6	19.0	53.2	29.4	0.0	0.0	0.0	0.0	0.0	0.0	0.0	-148.5
Process and Frac													
Pentanes Plus	0.0	0.0	0.0	0.0	0.0	0.0	0.0	0.0	0.0	0.0	0.0	0.0	0.0
Propane	0.0	0.0	0.0	0.0	0.0	0.0	0.0	0.0	0.0	0.0	0.0	0.0	0.0
Butanes	0.0	0.0	0.0	0.0	0.0	0.0	0.0	0.0	0.0	0.0	0.0	0.0	0.0
Ethane	0.0	0.0	0.0	0.0	0.0	0.0	0.0	0.0	0.0	0.0	0.0	0.0	0.0
NGL MIX	1,744.8	1,831.2	1,788.7	1,530.6	1,293.9	0.0	0.0	0.0	0.0	0.0	0.0	0.0	8,189.2
Sulphur	0.0	0.0	0.0	0.0	0.0	0.0	0.0	0.0	0.0	0.0	0.0	0.0	0.0
Sulphur Closing Inv	0.0	0.0	0.0	0.0	0.0	0.0	0.0	0.0	0.0	0.0	0.0	0.0	0.0

Unit of Measurement: Gas and Gas equivalent products: 1000m3, Liquids: m3, Sulphur: MTS

VPR6200

Facility ID ABGP0001629
Facility Licence # 16240

Facility Name Ksituan 7-22-78-9w6
Facility Operator OHE9 CNRL

Production Month	202001	202002	202003	202004	202005	202006	202007	202008	202009	202010	202011	202012	Totals
Receipts													
Receipts from Alberta Facilities	11,573.2	11,534.6	12,236.1	11,611.3	11,167.7	0.0	0.0	0.0	0.0	0.0	0.0	0.0	58,122.9
Receipts from Non-Alberta Facilities	0.0	0.0	0.0	0.0	0.0	0.0	0.0	0.0	0.0	0.0	0.0	0.0	0.0
Dispositions													
Disposition													
Battery	0.0	13.5	0.0	0.0	0.0	0.0	0.0	0.0	0.0	0.0	0.0	0.0	13.5
Gas Gathering System	0.0	0.0	0.0	0.0	0.0	0.0	0.0	0.0	0.0	0.0	0.0	0.0	0.0
Gas Plant	0.0	0.0	0.0	0.0	0.0	0.0	0.0	0.0	0.0	0.0	0.0	0.0	0.0
Injection Facility	0.0	0.0	0.0	0.0	0.0	0.0	0.0	0.0	0.0	0.0	0.0	0.0	0.0
Meter Station	11,674.3	11,541.6	12,387.2	11,782.0	11,258.3	0.0	0.0	0.0	0.0	0.0	0.0	0.0	58,643.4
Other	0.0	0.0	0.0	0.0	0.0	0.0	0.0	0.0	0.0	0.0	0.0	0.0	0.0
Alberta Commercial	0.0	0.0	0.0	0.0	0.0	0.0	0.0	0.0	0.0	0.0	0.0	0.0	0.0
Alberta Industrial	0.0	0.0	0.0	0.0	0.0	0.0	0.0	0.0	0.0	0.0	0.0	0.0	0.0
Alberta Residential	0.0	0.0	0.0	0.0	0.0	0.0	0.0	0.0	0.0	0.0	0.0	0.0	0.0
Alberta Elec.Generation	0.0	0.0	0.0	0.0	0.0	0.0	0.0	0.0	0.0	0.0	0.0	0.0	0.0
Shrinkage													
Acid Gas	60.9	58.0	62.9	61.0	59.2	0.0	0.0	0.0	0.0	0.0	0.0	0.0	302.0
Other products	83.5	72.0	77.7	74.8	63.8	0.0	0.0	0.0	0.0	0.0	0.0	0.0	371.8
Fuel	220.5	194.9	212.6	195.6	178.6	0.0	0.0	0.0	0.0	0.0	0.0	0.0	1,002.2
Flared	1.9	4.1	3.3	0.0	6.1	0.0	0.0	0.0	0.0	0.0	0.0	0.0	15.4
Vented	0.0	0.0	1.5	1.5	0.0	0.0	0.0	0.0	0.0	0.0	0.0	0.0	3.0
Diff and Other	-467.9	-349.5	-509.1	-503.6	-398.3	0.0	0.0	0.0	0.0	0.0	0.0	0.0	-2,228.4
Process and Frac													
Pentanes Plus	307.1	259.3	276.9	271.7	223.6	0.0	0.0	0.0	0.0	0.0	0.0	0.0	1,338.6
Propane	0.0	0.0	0.0	0.0	0.0	0.0	0.0	0.0	0.0	0.0	0.0	0.0	0.0
Butanes	0.0	0.0	0.0	0.0	0.0	0.0	0.0	0.0	0.0	0.0	0.0	0.0	0.0
Ethane	0.0	0.0	0.0	0.0	0.0	0.0	0.0	0.0	0.0	0.0	0.0	0.0	0.0
NGL MIX	88.7	81.8	91.2	82.7	80.5	0.0	0.0	0.0	0.0	0.0	0.0	0.0	424.9
Sulphur	48.3	49.1	52.4	49.7	45.3	0.0	0.0	0.0	0.0	0.0	0.0	0.0	244.8
Sulphur Closing Inv	27.4	29.4	34.7	20.8	11.2	0.0	0.0	0.0	0.0	0.0	0.0	0.0	

Unit of Measurement: Gas and Gas equivalent products: 1000m3, Liquids: m3, Sulphur: MTS

VPR6200

Facility ID ABGP0001662
Facility Licence # 4805

Facility Name SHELL CAROLINE
Facility Operator A5C4 PEA

Production Month	202001	202002	202003	202004	202005	202006	202007	202008	202009	202010	202011	202012	Totals
Receipts													
Receipts from Alberta Facilities	61,517.4	58,668.6	85,495.6	81,703.9	88,733.0	0.0	0.0	0.0	0.0	0.0	0.0	0.0	376,118.5
Receipts from Non-Alberta Facilities	0.0	0.0	0.0	0.0	0.0	0.0	0.0	0.0	0.0	0.0	0.0	0.0	0.0
Dispositions													
Disposition													
Battery	3,111.2	2,761.2	2,923.9	2,936.1	3,064.6	0.0	0.0	0.0	0.0	0.0	0.0	0.0	14,797.0
Gas Gathering System	651.4	613.6	668.7	613.8	589.7	0.0	0.0	0.0	0.0	0.0	0.0	0.0	3,137.2
Gas Plant	0.0	0.0	0.0	0.0	0.0	0.0	0.0	0.0	0.0	0.0	0.0	0.0	0.0
Injection Facility	0.0	0.0	0.0	0.0	0.0	0.0	0.0	0.0	0.0	0.0	0.0	0.0	0.0
Meter Station	25,429.7	24,154.6	43,329.3	42,591.5	46,906.8	0.0	0.0	0.0	0.0	0.0	0.0	0.0	182,411.9
Other	0.0	0.0	0.0	0.0	0.0	0.0	0.0	0.0	0.0	0.0	0.0	0.0	0.0
Alberta Commercial	0.0	0.0	0.0	0.0	0.0	0.0	0.0	0.0	0.0	0.0	0.0	0.0	0.0
Alberta Industrial	0.0	0.0	0.0	0.0	0.0	0.0	0.0	0.0	0.0	0.0	0.0	0.0	0.0
Alberta Residential	0.0	0.0	0.0	0.0	0.0	0.0	0.0	0.0	0.0	0.0	0.0	0.0	0.0
Alberta Elec.Generation	0.0	0.0	0.0	0.0	0.0	0.0	0.0	0.0	0.0	0.0	0.0	0.0	0.0
Shrinkage													
Acid Gas	26,073.3	22,663.5	29,833.1	28,682.9	30,977.9	0.0	0.0	0.0	0.0	0.0	0.0	0.0	138,230.7
Other products	4,894.1	4,744.0	5,360.5	5,221.5	5,371.9	0.0	0.0	0.0	0.0	0.0	0.0	0.0	25,592.0
Fuel	6,896.1	6,406.7	7,124.5	6,622.0	6,669.5	0.0	0.0	0.0	0.0	0.0	0.0	0.0	33,718.8
Flared	48.4	34.6	28.6	2.5	12.6	0.0	0.0	0.0	0.0	0.0	0.0	0.0	126.7
Vented	0.0	0.0	0.0	0.0	0.0	0.0	0.0	0.0	0.0	0.0	0.0	0.0	0.0
Diff and Other	-5,586.8	-2,709.6	-3,773.0	-4,966.4	-4,860.0	0.0	0.0	0.0	0.0	0.0	0.0	0.0	-21,895.8
Process and Frac													
Pentanes Plus	5,311.6	4,903.8	5,074.7	4,845.8	5,009.3	0.0	0.0	0.0	0.0	0.0	0.0	0.0	25,145.2
Propane	0.0	0.0	0.0	0.0	0.0	0.0	0.0	0.0	0.0	0.0	0.0	0.0	0.0
Butanes	0.0	0.0	0.0	0.0	0.0	0.0	0.0	0.0	0.0	0.0	0.0	0.0	0.0
Ethane	0.0	0.0	0.0	0.0	0.0	0.0	0.0	0.0	0.0	0.0	0.0	0.0	0.0
NGL MIX	14,550.3	14,236.4	16,439.5	16,087.9	16,572.3	0.0	0.0	0.0	0.0	0.0	0.0	0.0	77,886.4
Sulphur	21,127.9	20,010.0	26,005.8	25,117.9	26,478.0	0.0	0.0	0.0	0.0	0.0	0.0	0.0	118,739.6
Sulphur Closing Inv	134,608.9	154,432.7	154,394.1	152,505.3	145,898.4	0.0	0.0	0.0	0.0	0.0	0.0	0.0	

Unit of Measurement: Gas and Gas equivalent products: 1000m3, Liquids: m3, Sulphur: MTS

VPR6200

Facility ID ABGP0001690
Facility Licence # 8669

Facility Name HUSKY GALAHAD 1-14
Facility Operator A7H2 ABE

Production Month	202001	202002	202003	202004	202005	202006	202007	202008	202009	202010	202011	202012	Totals
SHUTIN													
Receipts													
Receipts from Alberta Facilities	1,502.6	1,427.2	1,458.9	215.7	0.0	0.0	0.0	0.0	0.0	0.0	0.0	0.0	4,604.4
Receipts from Non-Alberta Facilities	0.0	0.0	0.0	0.0	0.0	0.0	0.0	0.0	0.0	0.0	0.0	0.0	0.0
Dispositions													
Disposition													
Battery	0.0	0.0	0.0	0.0	0.0	0.0	0.0	0.0	0.0	0.0	0.0	0.0	0.0
Gas Gathering System	0.0	0.0	0.0	0.0	0.0	0.0	0.0	0.0	0.0	0.0	0.0	0.0	0.0
Gas Plant	0.0	0.0	0.0	0.0	0.0	0.0	0.0	0.0	0.0	0.0	0.0	0.0	0.0
Injection Facility	161.8	155.1	162.2	24.2	0.0	0.0	0.0	0.0	0.0	0.0	0.0	0.0	503.3
Meter Station	1,007.4	914.7	1,022.4	139.4	0.0	0.0	0.0	0.0	0.0	0.0	0.0	0.0	3,083.9
Other	0.0	0.0	0.0	0.0	0.0	0.0	0.0	0.0	0.0	0.0	0.0	0.0	0.0
Alberta Commercial	0.0	0.0	0.0	0.0	0.0	0.0	0.0	0.0	0.0	0.0	0.0	0.0	0.0
Alberta Industrial	0.0	0.0	0.0	0.0	0.0	0.0	0.0	0.0	0.0	0.0	0.0	0.0	0.0
Alberta Residential	0.0	0.0	0.0	0.0	0.0	0.0	0.0	0.0	0.0	0.0	0.0	0.0	0.0
Alberta Elec.Generation	0.0	0.0	0.0	0.0	0.0	0.0	0.0	0.0	0.0	0.0	0.0	0.0	0.0
Shrinkage													
Acid Gas	0.0	0.0	0.0	0.0	0.0	0.0	0.0	0.0	0.0	0.0	0.0	0.0	0.0
Other products	25.2	23.7	19.5	0.0	0.0	0.0	0.0	0.0	0.0	0.0	0.0	0.0	68.4
Fuel	286.4	258.0	264.1	65.9	0.0	0.0	0.0	0.0	0.0	0.0	0.0	0.0	874.4
Flared	21.1	40.4	1.8	14.4	0.0	0.0	0.0	0.0	0.0	0.0	0.0	0.0	77.7
Vented	0.0	0.0	0.0	0.0	0.0	0.0	0.0	0.0	0.0	0.0	0.0	0.0	0.0
Diff and Other	0.7	35.3	-11.1	-28.2	0.0	0.0	0.0	0.0	0.0	0.0	0.0	0.0	-3.3
Process and Frac													
Pentanes Plus	0.0	0.0	0.0	0.0	0.0	0.0	0.0	0.0	0.0	0.0	0.0	0.0	0.0
Propane	0.0	0.0	0.0	0.0	0.0	0.0	0.0	0.0	0.0	0.0	0.0	0.0	0.0
Butanes	0.0	0.0	0.0	0.0	0.0	0.0	0.0	0.0	0.0	0.0	0.0	0.0	0.0
Ethane	0.0	0.0	0.0	0.0	0.0	0.0	0.0	0.0	0.0	0.0	0.0	0.0	0.0
NGL MIX	109.2	102.7	84.8	0.0	0.0	0.0	0.0	0.0	0.0	0.0	0.0	0.0	296.7
Sulphur	0.0	0.0	0.0	0.0	0.0	0.0	0.0	0.0	0.0	0.0	0.0	0.0	0.0
Sulphur Closing Inv	0.0	0.0	0.0	0.0	0.0	0.0	0.0	0.0	0.0	0.0	0.0	0.0	0.0

Unit of Measurement: Gas and Gas equivalent products: 1000m3, Liquids: m3, Sulphur: MTS

VPR6200

Facility ID ABGP0001698
Facility Licence # 7679

Facility Name MIDCOAST PROVOST
Facility Operator OYK4 SURGE ENERGY

Production Month	202001	202002	202003	202004	202005	202006	202007	202008	202009	202010	202011	202012	Totals
Receipts													
Receipts from Alberta Facilities	6,687.2	7,596.5	8,165.0	7,292.0	4,286.0	0.0	0.0	0.0	0.0	0.0	0.0	0.0	34,026.7
Receipts from Non-Alberta Facilities	0.0	0.0	0.0	0.0	0.0	0.0	0.0	0.0	0.0	0.0	0.0	0.0	0.0
Dispositions													
Disposition													
Battery	529.0	455.9	472.5	386.6	222.6	0.0	0.0	0.0	0.0	0.0	0.0	0.0	2,066.6
Gas Gathering System	1,054.9	858.3	935.3	693.9	136.7	0.0	0.0	0.0	0.0	0.0	0.0	0.0	3,679.1
Gas Plant	0.0	0.0	0.0	0.0	0.0	0.0	0.0	0.0	0.0	0.0	0.0	0.0	0.0
Injection Facility	356.3	355.9	375.7	293.3	174.6	0.0	0.0	0.0	0.0	0.0	0.0	0.0	1,555.8
Meter Station	3,290.5	4,442.2	4,823.2	4,367.5	2,800.1	0.0	0.0	0.0	0.0	0.0	0.0	0.0	19,723.5
Other	841.0	776.0	827.8	680.2	542.1	0.0	0.0	0.0	0.0	0.0	0.0	0.0	3,667.1
Alberta Commercial	0.0	0.0	0.0	0.0	0.0	0.0	0.0	0.0	0.0	0.0	0.0	0.0	0.0
Alberta Industrial	0.0	0.0	0.0	0.0	0.0	0.0	0.0	0.0	0.0	0.0	0.0	0.0	0.0
Alberta Residential	0.0	0.0	0.0	0.0	0.0	0.0	0.0	0.0	0.0	0.0	0.0	0.0	0.0
Alberta Elec.Generation	0.0	0.0	0.0	0.0	0.0	0.0	0.0	0.0	0.0	0.0	0.0	0.0	0.0
Shrinkage													
Acid Gas	356.3	355.9	375.7	293.3	174.6	0.0	0.0	0.0	0.0	0.0	0.0	0.0	1,555.8
Other products	226.6	245.5	260.7	229.5	148.5	0.0	0.0	0.0	0.0	0.0	0.0	0.0	1,110.8
Fuel	429.4	423.6	451.1	408.0	332.6	0.0	0.0	0.0	0.0	0.0	0.0	0.0	2,044.7
Flared	0.0	0.0	0.0	2.0	4.0	0.0	0.0	0.0	0.0	0.0	0.0	0.0	6.0
Vented	0.0	0.0	0.0	0.0	0.0	0.0	0.0	0.0	0.0	0.0	0.0	0.0	0.0
Diff and Other	-396.8	-316.8	-357.0	-62.3	-249.8	0.0	0.0	0.0	0.0	0.0	0.0	0.0	-1,382.7
Process and Frac													
Pentanes Plus	69.0	79.3	50.3	84.3	57.8	0.0	0.0	0.0	0.0	0.0	0.0	0.0	340.7
Propane	0.0	0.0	0.0	0.0	0.0	0.0	0.0	0.0	0.0	0.0	0.0	0.0	0.0
Butanes	0.0	0.0	0.0	0.0	0.0	0.0	0.0	0.0	0.0	0.0	0.0	0.0	0.0
Ethane	0.0	0.0	0.0	0.0	0.0	0.0	0.0	0.0	0.0	0.0	0.0	0.0	0.0
NGL MIX	911.7	980.8	1,071.5	909.1	585.1	0.0	0.0	0.0	0.0	0.0	0.0	0.0	4,458.2
Sulphur	0.0	0.0	0.0	0.0	0.0	0.0	0.0	0.0	0.0	0.0	0.0	0.0	0.0
Sulphur Closing Inv	0.0	0.0	0.0	0.0	0.0	0.0	0.0	0.0	0.0	0.0	0.0	0.0	0.0

Unit of Measurement: Gas and Gas equivalent products: 1000m3, Liquids: m3, Sulphur: MTS

VPR6200

Facility ID ABGP0001734

Facility Name EYREMORE 16-7-17-18w4

Facility Licence # 2224

Facility Operator A7AZ SLE

Production Month	202001	202002	202003	202004	202005	202006	202007	202008	202009	202010	202011	202012	Totals
Receipts													
Receipts from Alberta Facilities	933.8	873.3	933.2	902.1	925.2	0.0	0.0	0.0	0.0	0.0	0.0	0.0	4,567.6
Receipts from Non-Alberta Facilities	0.0	0.0	0.0	0.0	0.0	0.0	0.0	0.0	0.0	0.0	0.0	0.0	0.0
Dispositions													
Disposition													
Battery	0.0	0.0	0.0	0.0	0.0	0.0	0.0	0.0	0.0	0.0	0.0	0.0	0.0
Gas Gathering System	861.3	805.9	849.6	822.8	834.3	0.0	0.0	0.0	0.0	0.0	0.0	0.0	4,173.9
Gas Plant	0.0	0.0	0.0	0.0	0.0	0.0	0.0	0.0	0.0	0.0	0.0	0.0	0.0
Injection Facility	0.0	0.0	0.0	0.0	0.0	0.0	0.0	0.0	0.0	0.0	0.0	0.0	0.0
Meter Station	0.0	0.0	0.0	0.0	0.0	0.0	0.0	0.0	0.0	0.0	0.0	0.0	0.0
Other	0.0	0.0	0.0	0.0	0.0	0.0	0.0	0.0	0.0	0.0	0.0	0.0	0.0
Alberta Commercial	0.0	0.0	0.0	0.0	0.0	0.0	0.0	0.0	0.0	0.0	0.0	0.0	0.0
Alberta Industrial	0.0	0.0	0.0	0.0	0.0	0.0	0.0	0.0	0.0	0.0	0.0	0.0	0.0
Alberta Residential	0.0	0.0	0.0	0.0	0.0	0.0	0.0	0.0	0.0	0.0	0.0	0.0	0.0
Alberta Elec.Generation	0.0	0.0	0.0	0.0	0.0	0.0	0.0	0.0	0.0	0.0	0.0	0.0	0.0
Shrinkage													
Acid Gas	0.0	0.0	0.0	0.0	0.0	0.0	0.0	0.0	0.0	0.0	0.0	0.0	0.0
Other products	0.0	0.0	0.0	0.0	0.0	0.0	0.0	0.0	0.0	0.0	0.0	0.0	0.0
Fuel	52.2	48.5	51.6	48.9	43.6	0.0	0.0	0.0	0.0	0.0	0.0	0.0	244.8
Flared	9.5	8.7	9.4	9.2	10.4	0.0	0.0	0.0	0.0	0.0	0.0	0.0	47.2
Vented	0.0	0.0	0.0	0.0	0.0	0.0	0.0	0.0	0.0	0.0	0.0	0.0	0.0
Diff and Other	10.8	10.2	22.6	21.2	36.9	0.0	0.0	0.0	0.0	0.0	0.0	0.0	101.7
Process and Frac													
Pentanes Plus	0.0	0.0	0.0	0.0	0.0	0.0	0.0	0.0	0.0	0.0	0.0	0.0	0.0
Propane	0.0	0.0	0.0	0.0	0.0	0.0	0.0	0.0	0.0	0.0	0.0	0.0	0.0
Butanes	0.0	0.0	0.0	0.0	0.0	0.0	0.0	0.0	0.0	0.0	0.0	0.0	0.0
Ethane	0.0	0.0	0.0	0.0	0.0	0.0	0.0	0.0	0.0	0.0	0.0	0.0	0.0
NGL MIX	0.0	0.0	0.0	0.0	0.0	0.0	0.0	0.0	0.0	0.0	0.0	0.0	0.0
Sulphur	0.0	0.0	0.0	0.0	0.0	0.0	0.0	0.0	0.0	0.0	0.0	0.0	0.0
Sulphur Closing Inv	0.0	0.0	0.0	0.0	0.0	0.0	0.0	0.0	0.0	0.0	0.0	0.0	0.0

Unit of Measurement: Gas and Gas equivalent products: 1000m3, Liquids: m3, Sulphur: MTS

VPR6200

Facility ID ABGP0001880

Facility Name CLEAR HILLS BNDYLKS 16-11-88-13W6

Facility Licence # 17375

Facility Operator OHE9 CNRL

Production Month	202001	202002	202003	202004	202005	202006	202007	202008	202009	202010	202011	202012	Totals
Receipts													
Receipts from Alberta Facilities	14,866.6	20,239.8	21,936.3	21,747.2	21,721.5	0.0	0.0	0.0	0.0	0.0	0.0	0.0	100,511.4
Receipts from Non-Alberta Facilities	0.0	0.0	0.0	0.0	0.0	0.0	0.0	0.0	0.0	0.0	0.0	0.0	0.0
Dispositions													
Disposition													
Battery	0.3	0.3	0.3	0.3	0.3	0.0	0.0	0.0	0.0	0.0	0.0	0.0	1.5
Gas Gathering System	0.0	0.0	0.0	0.0	0.0	0.0	0.0	0.0	0.0	0.0	0.0	0.0	0.0
Gas Plant	0.0	0.0	0.0	0.0	0.0	0.0	0.0	0.0	0.0	0.0	0.0	0.0	0.0
Injection Facility	103.8	138.2	141.6	139.4	149.0	0.0	0.0	0.0	0.0	0.0	0.0	0.0	672.0
Meter Station	14,478.3	19,776.7	21,428.2	21,281.0	21,263.9	0.0	0.0	0.0	0.0	0.0	0.0	0.0	98,228.1
Other	0.0	0.0	0.0	0.0	0.0	0.0	0.0	0.0	0.0	0.0	0.0	0.0	0.0
Alberta Commercial	0.0	0.0	0.0	0.0	0.0	0.0	0.0	0.0	0.0	0.0	0.0	0.0	0.0
Alberta Industrial	0.0	0.0	0.0	0.0	0.0	0.0	0.0	0.0	0.0	0.0	0.0	0.0	0.0
Alberta Residential	0.0	0.0	0.0	0.0	0.0	0.0	0.0	0.0	0.0	0.0	0.0	0.0	0.0
Alberta Elec.Generation	0.0	0.0	0.0	0.0	0.0	0.0	0.0	0.0	0.0	0.0	0.0	0.0	0.0
Shrinkage													
Acid Gas	0.0	0.0	0.0	0.0	0.0	0.0	0.0	0.0	0.0	0.0	0.0	0.0	0.0
Other products	186.5	254.7	213.7	232.2	211.5	0.0	0.0	0.0	0.0	0.0	0.0	0.0	1,098.6
Fuel	498.4	529.3	542.2	515.7	511.5	0.0	0.0	0.0	0.0	0.0	0.0	0.0	2,597.1
Flared	55.3	28.6	68.2	30.3	26.5	0.0	0.0	0.0	0.0	0.0	0.0	0.0	208.9
Vented	0.9	0.6	7.2	6.5	4.8	0.0	0.0	0.0	0.0	0.0	0.0	0.0	20.0
Diff and Other	-456.9	-488.6	-465.1	-458.2	-446.0	0.0	0.0	0.0	0.0	0.0	0.0	0.0	-2,314.8
Process and Frac													
Pentanes Plus	15.0	15.0	15.0	15.0	15.0	0.0	0.0	0.0	0.0	0.0	0.0	0.0	75.0
Propane	0.0	0.0	0.0	0.0	0.0	0.0	0.0	0.0	0.0	0.0	0.0	0.0	0.0
Butanes	0.0	0.0	0.0	0.0	0.0	0.0	0.0	0.0	0.0	0.0	0.0	0.0	0.0
Ethane	0.0	0.0	0.0	0.0	0.0	0.0	0.0	0.0	0.0	0.0	0.0	0.0	0.0
NGL MIX	778.4	1,084.0	908.1	999.3	927.7	0.0	0.0	0.0	0.0	0.0	0.0	0.0	4,697.5
Sulphur	0.0	0.0	0.0	0.0	0.0	0.0	0.0	0.0	0.0	0.0	0.0	0.0	0.0
Sulphur Closing Inv	0.0	0.0	0.0	0.0	0.0	0.0	0.0	0.0	0.0	0.0	0.0	0.0	0.0

Unit of Measurement: Gas and Gas equivalent products: 1000m3, Liquids: m3, Sulphur: MTS

VPR6200

Facility ID ABGP0001888

Facility Name PANCDN WAYNE-ROSEDALE

Facility Licence # 3817

Facility Operator A84G

Production Month	202001	202002	202003	202004	202005	202006	202007	202008	202009	202010	202011	202012	Totals
Receipts													
Receipts from Alberta Facilities	0.0	0.0	0.0	0.0	0.0	0.0	0.0	0.0	0.0	0.0	0.0	0.0	0.0
Receipts from Non-Alberta Facilities	0.0	0.0	0.0	0.0	0.0	0.0	0.0	0.0	0.0	0.0	0.0	0.0	0.0
Dispositions													
Disposition													
Battery	0.0	0.0	0.0	0.0	0.0	0.0	0.0	0.0	0.0	0.0	0.0	0.0	0.0
Gas Gathering System	0.0	0.0	0.0	0.0	0.0	0.0	0.0	0.0	0.0	0.0	0.0	0.0	0.0
Gas Plant	0.0	0.0	0.0	0.0	0.0	0.0	0.0	0.0	0.0	0.0	0.0	0.0	0.0
Injection Facility	0.0	0.0	0.0	0.0	0.0	0.0	0.0	0.0	0.0	0.0	0.0	0.0	0.0
Meter Station	0.0	0.0	0.0	0.0	0.0	0.0	0.0	0.0	0.0	0.0	0.0	0.0	0.0
Other	0.0	0.0	0.0	0.0	0.0	0.0	0.0	0.0	0.0	0.0	0.0	0.0	0.0
Alberta Commercial	0.0	0.0	0.0	0.0	0.0	0.0	0.0	0.0	0.0	0.0	0.0	0.0	0.0
Alberta Industrial	0.0	0.0	0.0	0.0	0.0	0.0	0.0	0.0	0.0	0.0	0.0	0.0	0.0
Alberta Residential	0.0	0.0	0.0	0.0	0.0	0.0	0.0	0.0	0.0	0.0	0.0	0.0	0.0
Alberta Elec.Generation	0.0	0.0	0.0	0.0	0.0	0.0	0.0	0.0	0.0	0.0	0.0	0.0	0.0
Shrinkage													
Acid Gas	0.0	0.0	0.0	0.0	0.0	0.0	0.0	0.0	0.0	0.0	0.0	0.0	0.0
Other products	0.0	0.0	0.0	0.0	0.0	0.0	0.0	0.0	0.0	0.0	0.0	0.0	0.0
Fuel	0.0	0.0	0.0	0.0	0.0	0.0	0.0	0.0	0.0	0.0	0.0	0.0	0.0
Flared	0.0	0.0	0.0	0.0	0.0	0.0	0.0	0.0	0.0	0.0	0.0	0.0	0.0
Vented	0.0	0.0	0.0	0.0	0.0	0.0	0.0	0.0	0.0	0.0	0.0	0.0	0.0
Diff and Other	0.0	0.0	0.0	0.0	0.0	0.0	0.0	0.0	0.0	0.0	0.0	0.0	0.0
Process and Frac													
Pentanes Plus	0.0	0.0	0.0	0.0	0.0	0.0	0.0	0.0	0.0	0.0	0.0	0.0	0.0
Propane	0.0	0.0	0.0	0.0	0.0	0.0	0.0	0.0	0.0	0.0	0.0	0.0	0.0
Butanes	0.0	0.0	0.0	0.0	0.0	0.0	0.0	0.0	0.0	0.0	0.0	0.0	0.0
Ethane	0.0	0.0	0.0	0.0	0.0	0.0	0.0	0.0	0.0	0.0	0.0	0.0	0.0
NGL MIX	0.0	0.0	0.0	0.0	0.0	0.0	0.0	0.0	0.0	0.0	0.0	0.0	0.0
Sulphur	0.0	0.0	0.0	0.0	0.0	0.0	0.0	0.0	0.0	0.0	0.0	0.0	0.0
Sulphur Closing Inv	0.0	0.0	0.0	0.0	0.0	0.0	0.0	0.0	0.0	0.0	0.0	0.0	0.0

Unit of Measurement: Gas and Gas equivalent products: 1000m3, Liquids: m3, Sulphur: MTS

VPR6200

Facility ID ABGP0001892
Facility Licence # 22254

Facility Name AEC SADDLE HILLS
Facility Operator 0026 OVV

Production Month	202001	202002	202003	202004	202005	202006	202007	202008	202009	202010	202011	202012	Totals
Receipts													
Receipts from Alberta Facilities	179,655.4	170,649.0	171,238.6	159,775.8	181,078.1	0.0	0.0	0.0	0.0	0.0	0.0	0.0	862,396.9
Receipts from Non-Alberta Facilities	0.0	0.0	0.0	0.0	0.0	0.0	0.0	0.0	0.0	0.0	0.0	0.0	0.0
Dispositions													
Disposition													
Battery	3,757.0	4,223.7	3,671.3	2,260.8	2,425.9	0.0	0.0	0.0	0.0	0.0	0.0	0.0	16,338.7
Gas Gathering System	762.7	1,097.7	654.1	945.8	951.0	0.0	0.0	0.0	0.0	0.0	0.0	0.0	4,411.3
Gas Plant	0.0	0.0	0.0	0.0	0.0	0.0	0.0	0.0	0.0	0.0	0.0	0.0	0.0
Injection Facility	0.0	0.0	0.0	0.0	0.0	0.0	0.0	0.0	0.0	0.0	0.0	0.0	0.0
Meter Station	151,870.3	144,362.8	143,599.5	136,727.6	155,691.6	0.0	0.0	0.0	0.0	0.0	0.0	0.0	732,251.8
Other	0.0	0.0	0.0	0.0	0.0	0.0	0.0	0.0	0.0	0.0	0.0	0.0	0.0
Alberta Commercial	0.0	0.0	0.0	0.0	0.0	0.0	0.0	0.0	0.0	0.0	0.0	0.0	0.0
Alberta Industrial	0.0	0.0	0.0	0.0	0.0	0.0	0.0	0.0	0.0	0.0	0.0	0.0	0.0
Alberta Residential	0.0	0.0	0.0	0.0	0.0	0.0	0.0	0.0	0.0	0.0	0.0	0.0	0.0
Alberta Elec.Generation	0.0	0.0	0.0	0.0	0.0	0.0	0.0	0.0	0.0	0.0	0.0	0.0	0.0
Shrinkage													
Acid Gas	9,488.0	8,733.9	8,797.9	8,089.7	9,000.4	0.0	0.0	0.0	0.0	0.0	0.0	0.0	44,109.9
Other products	13,016.7	11,884.5	13,469.4	11,354.9	12,678.9	0.0	0.0	0.0	0.0	0.0	0.0	0.0	62,404.4
Fuel	1,422.0	1,985.0	1,386.5	1,513.8	1,258.5	0.0	0.0	0.0	0.0	0.0	0.0	0.0	7,565.8
Flared	854.5	135.4	843.4	760.3	1,021.5	0.0	0.0	0.0	0.0	0.0	0.0	0.0	3,615.1
Vented	0.0	0.0	0.0	0.0	0.0	0.0	0.0	0.0	0.0	0.0	0.0	0.0	0.0
Diff and Other	-1,515.8	-1,774.0	-1,183.5	-1,877.1	-1,949.7	0.0	0.0	0.0	0.0	0.0	0.0	0.0	-8,300.1
Process and Frac													
Pentanes Plus	42,515.8	38,251.0	45,972.6	40,477.9	48,325.1	0.0	0.0	0.0	0.0	0.0	0.0	0.0	215,542.4
Propane	0.0	0.0	0.0	0.0	0.0	0.0	0.0	0.0	0.0	0.0	0.0	0.0	0.0
Butanes	0.0	0.0	0.0	0.0	0.0	0.0	0.0	0.0	0.0	0.0	0.0	0.0	0.0
Ethane	0.0	0.0	0.0	0.0	0.0	0.0	0.0	0.0	0.0	0.0	0.0	0.0	0.0
NGL MIX	16,749.2	15,743.6	15,693.7	11,801.2	10,667.7	0.0	0.0	0.0	0.0	0.0	0.0	0.0	70,655.4
Sulphur	12,755.7	11,595.9	11,676.5	10,487.2	11,583.4	0.0	0.0	0.0	0.0	0.0	0.0	0.0	58,098.7
Sulphur Closing Inv	2,117.2	2,034.3	1,844.9	1,558.5	1,828.0	0.0	0.0	0.0	0.0	0.0	0.0	0.0	

Unit of Measurement: Gas and Gas equivalent products: 1000m3, Liquids: m3, Sulphur: MTS

VPR6200

Facility ID ABGP0150704
Facility Licence # 49284

Facility Name WAPITI GAS PLANT
Facility Operator A84Z SEMCAMS

Production Month	202001	202002	202003	202004	202005	202006	202007	202008	202009	202010	202011	202012	Totals
Receipts													
Receipts from Alberta Facilities	93,268.4	77,144.0	95,811.8	100,853.0	114,483.6	0.0	0.0	0.0	0.0	0.0	0.0	0.0	481,560.8
Receipts from Non-Alberta Facilities	0.0	0.0	0.0	0.0	0.0	0.0	0.0	0.0	0.0	0.0	0.0	0.0	0.0
Dispositions													
Disposition													
Battery	0.0	0.0	0.0	0.0	0.0	0.0	0.0	0.0	0.0	0.0	0.0	0.0	0.0
Gas Gathering System	9,799.2	8,318.1	10,034.6	9,324.6	11,169.3	0.0	0.0	0.0	0.0	0.0	0.0	0.0	48,645.8
Gas Plant	0.0	0.0	0.0	0.0	0.0	0.0	0.0	0.0	0.0	0.0	0.0	0.0	0.0
Injection Facility	0.0	0.0	0.0	0.0	0.0	0.0	0.0	0.0	0.0	0.0	0.0	0.0	0.0
Meter Station	58,009.1	42,410.6	62,430.4	60,815.5	69,423.8	0.0	0.0	0.0	0.0	0.0	0.0	0.0	293,089.4
Other	0.0	0.0	0.0	0.0	0.0	0.0	0.0	0.0	0.0	0.0	0.0	0.0	0.0
Alberta Commercial	18,048.0	19,672.0	16,154.0	23,406.0	26,662.0	0.0	0.0	0.0	0.0	0.0	0.0	0.0	103,942.0
Alberta Industrial	0.0	0.0	0.0	0.0	0.0	0.0	0.0	0.0	0.0	0.0	0.0	0.0	0.0
Alberta Residential	0.0	0.0	0.0	0.0	0.0	0.0	0.0	0.0	0.0	0.0	0.0	0.0	0.0
Alberta Elec.Generation	0.0	0.0	0.0	0.0	0.0	0.0	0.0	0.0	0.0	0.0	0.0	0.0	0.0
Shrinkage													
Acid Gas	0.0	0.0	0.0	0.0	0.0	0.0	0.0	0.0	0.0	0.0	0.0	0.0	0.0
Other products	4,273.6	3,859.8	4,588.5	4,196.1	4,127.4	0.0	0.0	0.0	0.0	0.0	0.0	0.0	21,045.4
Fuel	2,684.1	2,553.0	3,078.7	3,200.3	3,449.0	0.0	0.0	0.0	0.0	0.0	0.0	0.0	14,965.1
Flared	251.3	205.2	168.3	144.6	112.0	0.0	0.0	0.0	0.0	0.0	0.0	0.0	881.4
Vented	15.6	15.4	17.0	16.2	16.0	0.0	0.0	0.0	0.0	0.0	0.0	0.0	80.2
Diff and Other	187.5	109.9	-659.7	-250.3	-475.9	0.0	0.0	0.0	0.0	0.0	0.0	0.0	-1,088.5
Process and Frac													
Pentanes Plus	13,001.6	11,076.7	12,657.0	10,968.3	10,085.0	0.0	0.0	0.0	0.0	0.0	0.0	0.0	57,788.6
Propane	0.0	0.0	0.0	0.0	0.0	0.0	0.0	0.0	0.0	0.0	0.0	0.0	0.0
Butanes	0.0	0.0	0.0	0.0	0.0	0.0	0.0	0.0	0.0	0.0	0.0	0.0	0.0
Ethane	0.0	0.0	0.0	0.0	0.0	0.0	0.0	0.0	0.0	0.0	0.0	0.0	0.0
NGL MIX	6,746.2	6,690.9	8,336.3	8,168.9	8,691.4	0.0	0.0	0.0	0.0	0.0	0.0	0.0	38,633.7
Sulphur	0.0	0.0	0.0	0.0	0.0	0.0	0.0	0.0	0.0	0.0	0.0	0.0	0.0
Sulphur Closing Inv	0.0	0.0	0.0	0.0	0.0	0.0	0.0	0.0	0.0	0.0	0.0	0.0	0.0

Unit of Measurement: Gas and Gas equivalent products: 1000m3, Liquids: m3, Sulphur: MTS

VPR6200

Facility ID ABGP0001901
Facility Licence # 2616

Facility Name EMPRESS 6
Facility Operator A31G PMC

Production Month	202001	202002	202003	202004	202005	202006	202007	202008	202009	202010	202011	202012	Totals
Receipts													
Receipts from Alberta Facilities	791,396.0	874,594.0	809,094.0	798,434.0	640,115.0	0.0	0.0	0.0	0.0	0.0	0.0	0.0	3,913,633.0
Receipts from Non-Alberta Facilities	0.0	0.0	0.0	0.0	0.0	0.0	0.0	0.0	0.0	0.0	0.0	0.0	0.0
Dispositions													
Disposition													
Battery	0.0	0.0	0.0	0.0	0.0	0.0	0.0	0.0	0.0	0.0	0.0	0.0	0.0
Gas Gathering System	0.0	0.0	0.0	0.0	0.0	0.0	0.0	0.0	0.0	0.0	0.0	0.0	0.0
Gas Plant	0.0	0.0	0.0	0.0	0.0	0.0	0.0	0.0	0.0	0.0	0.0	0.0	0.0
Injection Facility	0.0	0.0	0.0	0.0	0.0	0.0	0.0	0.0	0.0	0.0	0.0	0.0	0.0
Meter Station	742,923.6	822,602.5	752,843.0	743,884.5	596,388.9	0.0	0.0	0.0	0.0	0.0	0.0	0.0	3,658,642.5
Other	0.0	0.0	0.0	0.0	0.0	0.0	0.0	0.0	0.0	0.0	0.0	0.0	0.0
Alberta Commercial	0.0	0.0	0.0	0.0	0.0	0.0	0.0	0.0	0.0	0.0	0.0	0.0	0.0
Alberta Industrial	0.0	0.0	0.0	0.0	0.0	0.0	0.0	0.0	0.0	0.0	0.0	0.0	0.0
Alberta Residential	0.0	0.0	0.0	0.0	0.0	0.0	0.0	0.0	0.0	0.0	0.0	0.0	0.0
Alberta Elec.Generation	0.0	0.0	0.0	0.0	0.0	0.0	0.0	0.0	0.0	0.0	0.0	0.0	0.0
Shrinkage													
Acid Gas	0.0	0.0	0.0	0.0	0.0	0.0	0.0	0.0	0.0	0.0	0.0	0.0	0.0
Other products	36,099.7	30,145.6	48,443.7	31,359.7	44,336.8	0.0	0.0	0.0	0.0	0.0	0.0	0.0	190,385.5
Fuel	9,286.3	8,494.1	8,776.9	8,456.6	6,969.2	0.0	0.0	0.0	0.0	0.0	0.0	0.0	41,983.1
Flared	1,337.0	1,554.3	1,215.3	1,191.9	990.0	0.0	0.0	0.0	0.0	0.0	0.0	0.0	6,288.5
Vented	0.0	0.0	0.0	0.0	0.0	0.0	0.0	0.0	0.0	0.0	0.0	0.0	0.0
Diff and Other	1,749.4	11,797.5	-2,184.9	13,541.3	-8,569.9	0.0	0.0	0.0	0.0	0.0	0.0	0.0	16,333.4
Process and Frac													
Pentanes Plus	3,947.0	3,834.0	4,541.0	4,727.4	3,220.1	0.0	0.0	0.0	0.0	0.0	0.0	0.0	20,269.5
Propane	63,268.2	58,943.2	69,391.0	68,112.1	68,081.6	0.0	0.0	0.0	0.0	0.0	0.0	0.0	327,796.1
Butanes	23,880.8	23,330.4	32,414.3	21,061.0	27,005.3	0.0	0.0	0.0	0.0	0.0	0.0	0.0	127,691.8
Ethane	44,032.6	27,604.2	74,333.9	23,664.5	66,544.6	0.0	0.0	0.0	0.0	0.0	0.0	0.0	236,179.8
NGL MIX	0.0	0.0	0.0	767.1	0.0	0.0	0.0	0.0	0.0	0.0	0.0	0.0	767.1
Sulphur	0.0	0.0	0.0	0.0	0.0	0.0	0.0	0.0	0.0	0.0	0.0	0.0	0.0
Sulphur Closing Inv	0.0	0.0	0.0	0.0	0.0	0.0	0.0	0.0	0.0	0.0	0.0	0.0	0.0

Unit of Measurement: Gas and Gas equivalent products: 1000m3, Liquids: m3, Sulphur: MTS

VPR6200

Facility ID ABGP0001902
Facility Licence # 2618

Facility Name Empress Gas Plant
Facility Operator A31G PMC

Production Month	202001	202002	202003	202004	202005	202006	202007	202008	202009	202010	202011	202012	Totals
Receipts													
Receipts from Alberta Facilities	1,768,605. 4	1,740,458. 6	1,635,301. 1	1,676,428. 2	2,006,277. 5	0.0	0.0	0.0	0.0	0.0	0.0	0.0	8,827,070.8
Receipts from Non-Alberta Facilities	0.0	0.0	0.0	0.0	0.0	0.0	0.0	0.0	0.0	0.0	0.0	0.0	0.0
Dispositions													
Disposition Battery	0.0	0.0	0.0	0.0	0.0	0.0	0.0	0.0	0.0	0.0	0.0	0.0	0.0
Gas Gathering System	0.0	0.0	0.0	0.0	0.0	0.0	0.0	0.0	0.0	0.0	0.0	0.0	0.0
Gas Plant	0.0	0.0	0.0	0.0	0.0	0.0	0.0	0.0	0.0	0.0	0.0	0.0	0.0
Injection Facility	0.0	0.0	0.0	0.0	0.0	0.0	0.0	0.0	0.0	0.0	0.0	0.0	0.0
Meter Station	1,688,983. 9	1,682,111. 6	1,561,871.	1,606,636.	1,914,653.	0.0	0.0	0.0	0.0	0.0	0.0	0.0	8,454,257.2
Other	0.0	0.0	0.0	0.0	0.0	0.0	0.0	0.0	0.0	0.0	0.0	0.0	0.0
Alberta Commercial	0.0	0.0	0.0	0.0	0.0	0.0	0.0	0.0	0.0	0.0	0.0	0.0	0.0
Alberta Industrial	0.0	0.0	0.0	0.0	0.0	0.0	0.0	0.0	0.0	0.0	0.0	0.0	0.0
Alberta Residential	0.0	0.0	0.0	0.0	0.0	0.0	0.0	0.0	0.0	0.0	0.0	0.0	0.0
Alberta Elec.Generation	0.0	0.0	0.0	0.0	0.0	0.0	0.0	0.0	0.0	0.0	0.0	0.0	0.0
Shrinkage Acid Gas	0.0	0.0	0.0	0.0	0.0	0.0	0.0	0.0	0.0	0.0	0.0	0.0	0.0
Other products	76,394.8	55,716.8	70,728.5	67,295.4	88,778.0	0.0	0.0	0.0	0.0	0.0	0.0	0.0	358,913.5
Fuel	2,275.1	2,099.5	2,125.8	2,102.3	2,298.2	0.0	0.0	0.0	0.0	0.0	0.0	0.0	10,900.9
Flared	483.9	360.5	155.7	119.3	101.3	0.0	0.0	0.0	0.0	0.0	0.0	0.0	1,220.7
Vented	0.0	0.0	0.0	0.0	0.0	0.0	0.0	0.0	0.0	0.0	0.0	0.0	0.0
Diff and Other	467.7	170.2	419.7	274.4	446.5	0.0	0.0	0.0	0.0	0.0	0.0	0.0	1,778.5
Process and Frac													
Pentanes Plus	0.0	0.0	0.0	0.0	0.0	0.0	0.0	0.0	0.0	0.0	0.0	0.0	0.0
Propane	0.0	0.0	0.0	0.0	0.0	0.0	0.0	0.0	0.0	0.0	0.0	0.0	0.0
Butanes	0.0	0.0	0.0	96.7	0.0	0.0	0.0	0.0	0.0	0.0	0.0	0.0	96.7
Ethane	159,767.0	86,279.4	142,484.7	117,692.9	167,409.7	0.0	0.0	0.0	0.0	0.0	0.0	0.0	673,633.7
NGL MIX	120,675.5	120,641.2	117,555.8	131,206.7	160,111.5	0.0	0.0	0.0	0.0	0.0	0.0	0.0	650,190.7
Sulphur	0.0	0.0	0.0	0.0	0.0	0.0	0.0	0.0	0.0	0.0	0.0	0.0	0.0
Sulphur Closing Inv	0.0	0.0	0.0	0.0	0.0	0.0	0.0	0.0	0.0	0.0	0.0	0.0	0.0

VPR6200

Facility ID ABGP0001903

Facility Name COCHRANE EXTRACTION PLANT

Facility Licence # 20329

Facility Operator A10L IPEL

Production Month	202001	202002	202003	202004	202005	202006	202007	202008	202009	202010	202011	202012	Totals
Receipts													
Receipts from Alberta Facilities	2,209,254.1	2,039,091.2	2,096,342.7	1,784,150.3	1,818,143.6	0.0	0.0	0.0	0.0	0.0	0.0	0.0	9,946,981.9
Receipts from Non-Alberta Facilities	0.0	0.0	0.0	0.0	0.0	0.0	0.0	0.0	0.0	0.0	0.0	0.0	0.0
Dispositions													
Disposition													
Battery	0.0	0.0	0.0	0.0	0.0	0.0	0.0	0.0	0.0	0.0	0.0	0.0	0.0
Gas Gathering System	0.0	0.0	0.0	0.0	0.0	0.0	0.0	0.0	0.0	0.0	0.0	0.0	0.0
Gas Plant	0.0	0.0	0.0	0.0	0.0	0.0	0.0	0.0	0.0	0.0	0.0	0.0	0.0
Injection Facility	0.0	0.0	0.0	0.0	0.0	0.0	0.0	0.0	0.0	0.0	0.0	0.0	0.0
Meter Station	2,075,972.0	1,912,923.8	1,966,260.7	1,661,446.3	1,691,319.6	0.0	0.0	0.0	0.0	0.0	0.0	0.0	9,307,922.3
Other	0.0	0.0	0.0	0.0	0.0	0.0	0.0	0.0	0.0	0.0	0.0	0.0	0.0
Alberta Commercial	0.0	0.0	0.0	0.0	0.0	0.0	0.0	0.0	0.0	0.0	0.0	0.0	0.0
Alberta Industrial	0.0	0.0	0.0	0.0	0.0	0.0	0.0	0.0	0.0	0.0	0.0	0.0	0.0
Alberta Residential	0.0	0.0	0.0	0.0	0.0	0.0	0.0	0.0	0.0	0.0	0.0	0.0	0.0
Alberta Elec.Generation	0.0	0.0	0.0	0.0	0.0	0.0	0.0	0.0	0.0	0.0	0.0	0.0	0.0
Shrinkage													
Acid Gas	0.0	0.0	0.0	0.0	0.0	0.0	0.0	0.0	0.0	0.0	0.0	0.0	0.0
Other products	110,445.2	105,723.8	107,369.5	101,607.4	105,517.8	0.0	0.0	0.0	0.0	0.0	0.0	0.0	530,663.7
Fuel	22,204.9	19,858.9	22,451.1	20,653.7	20,796.3	0.0	0.0	0.0	0.0	0.0	0.0	0.0	105,964.9
Flared	38.8	38.3	33.1	28.8	21.9	0.0	0.0	0.0	0.0	0.0	0.0	0.0	160.9
Vented	0.0	0.0	0.0	0.0	0.0	0.0	0.0	0.0	0.0	0.0	0.0	0.0	0.0
Diff and Other	593.2	546.4	228.1	414.3	488.1	0.0	0.0	0.0	0.0	0.0	0.0	0.0	2,270.1
Process and Frac													
Pentanes Plus	0.0	0.0	0.0	0.0	0.0	0.0	0.0	0.0	0.0	0.0	0.0	0.0	0.0
Propane	0.0	0.0	0.0	0.0	0.0	0.0	0.0	0.0	0.0	0.0	0.0	0.0	0.0
Butanes	0.0	0.0	0.0	0.0	0.0	0.0	0.0	0.0	0.0	0.0	0.0	0.0	0.0
Ethane	233,288.7	225,281.7	221,335.5	203,099.9	213,531.5	0.0	0.0	0.0	0.0	0.0	0.0	0.0	1,096,537.3
NGL MIX	171,306.6	161,760.2	172,238.8	170,098.8	174,005.7	0.0	0.0	0.0	0.0	0.0	0.0	0.0	849,410.1
Sulphur	0.0	0.0	0.0	0.0	0.0	0.0	0.0	0.0	0.0	0.0	0.0	0.0	0.0
Sulphur Closing Inv	0.0	0.0	0.0	0.0	0.0	0.0	0.0	0.0	0.0	0.0	0.0	0.0	0.0

VPR6200
Facility ID ABGP0001906
Facility Licence # 12039

Facility Name AMOCO ELLERSLIE
Facility Operator A0TK AOP

Production Month	202001	202002	202003	202004	202005	202006	202007	202008	202009	202010	202011	202012	Totals
Receipts													
Receipts from Alberta Facilities	156,683.1	130,950.8	154,024.6	140,248.8	147,651.7	0.0	0.0	0.0	0.0	0.0	0.0	0.0	729,559.0
Receipts from Non-Alberta Facilities	0.0	0.0	0.0	0.0	0.0	0.0	0.0	0.0	0.0	0.0	0.0	0.0	0.0
Dispositions													
Disposition Battery	0.0	0.0	0.0	0.0	0.0	0.0	0.0	0.0	0.0	0.0	0.0	0.0	0.0
Gas Gathering System	0.0	0.0	0.0	0.0	0.0	0.0	0.0	0.0	0.0	0.0	0.0	0.0	0.0
Gas Plant	0.0	0.0	0.0	0.0	0.0	0.0	0.0	0.0	0.0	0.0	0.0	0.0	0.0
Injection Facility	0.0	0.0	0.0	0.0	0.0	0.0	0.0	0.0	0.0	0.0	0.0	0.0	0.0
Meter Station	148,173.3	118,266.8	142,648.3	130,316.0	137,990.1	0.0	0.0	0.0	0.0	0.0	0.0	0.0	677,394.5
Other	0.0	0.0	0.0	0.0	0.0	0.0	0.0	0.0	0.0	0.0	0.0	0.0	0.0
Alberta Commercial	0.0	0.0	0.0	0.0	0.0	0.0	0.0	0.0	0.0	0.0	0.0	0.0	0.0
Alberta Industrial	0.0	0.0	0.0	0.0	0.0	0.0	0.0	0.0	0.0	0.0	0.0	0.0	0.0
Alberta Residential	0.0	0.0	0.0	0.0	0.0	0.0	0.0	0.0	0.0	0.0	0.0	0.0	0.0
Alberta Elec.Generation	0.0	0.0	0.0	0.0	0.0	0.0	0.0	0.0	0.0	0.0	0.0	0.0	0.0
Shrinkage Acid Gas	0.0	0.0	0.0	0.0	0.0	0.0	0.0	0.0	0.0	0.0	0.0	0.0	0.0
Other products	10,844.3	9,046.7	9,906.6	9,374.2	9,461.7	0.0	0.0	0.0	0.0	0.0	0.0	0.0	48,633.5
Fuel	354.4	294.8	326.2	295.9	314.3	0.0	0.0	0.0	0.0	0.0	0.0	0.0	1,585.6
Flared	17.1	16.0	18.9	22.5	18.3	0.0	0.0	0.0	0.0	0.0	0.0	0.0	92.8
Vented	19.1	1.2	1.3	1.2	1.3	0.0	0.0	0.0	0.0	0.0	0.0	0.0	24.1
Diff and Other	-2,725.1	3,325.3	1,123.3	239.0	-134.0	0.0	0.0	0.0	0.0	0.0	0.0	0.0	1,828.5
Process and Frac													
Pentanes Plus	0.0	0.0	0.0	0.0	0.0	0.0	0.0	0.0	0.0	0.0	0.0	0.0	0.0
Propane	0.0	0.0	0.0	0.0	0.0	0.0	0.0	0.0	0.0	0.0	0.0	0.0	0.0
Butanes	0.0	0.0	0.0	0.0	0.0	0.0	0.0	0.0	0.0	0.0	0.0	0.0	0.0
Ethane	21,205.2	16,330.0	17,052.8	15,268.7	14,990.6	0.0	0.0	0.0	0.0	0.0	0.0	0.0	84,847.3
NGL MIX	18,489.5	16,882.6	19,368.5	19,308.3	19,964.3	0.0	0.0	0.0	0.0	0.0	0.0	0.0	94,013.2
Sulphur	0.0	0.0	0.0	0.0	0.0	0.0	0.0	0.0	0.0	0.0	0.0	0.0	0.0
Sulphur Closing Inv	0.0	0.0	0.0	0.0	0.0	0.0	0.0	0.0	0.0	0.0	0.0	0.0	0.0

VPR6200

Facility ID ABGP0001909

Facility Name PANCDN EMPRESS

Facility Licence # 2612

Facility Operator A5A3 PEMBINA GASSER

Production Month	202001	202002	202003	202004	202005	202006	202007	202008	202009	202010	202011	202012	Totals
Receipts													
Receipts from Alberta Facilities	1,056,079.6	981,743.4	1,022,361.0	792,999.5	809,704.4	0.0	0.0	0.0	0.0	0.0	0.0	0.0	4,662,887.9
Receipts from Non-Alberta Facilities	0.0	0.0	0.0	0.0	0.0	0.0	0.0	0.0	0.0	0.0	0.0	0.0	0.0
Dispositions													
Disposition													
Battery	0.0	0.0	0.0	0.0	0.0	0.0	0.0	0.0	0.0	0.0	0.0	0.0	0.0
Gas Gathering System	0.0	0.0	0.0	0.0	0.0	0.0	0.0	0.0	0.0	0.0	0.0	0.0	0.0
Gas Plant	0.0	0.0	0.0	0.0	0.0	0.0	0.0	0.0	0.0	0.0	0.0	0.0	0.0
Injection Facility	0.0	0.0	0.0	0.0	0.0	0.0	0.0	0.0	0.0	0.0	0.0	0.0	0.0
Meter Station	1,006,837.6	934,174.2	968,497.9	743,622.4	767,591.8	0.0	0.0	0.0	0.0	0.0	0.0	0.0	4,420,723.9
Other	0.0	0.0	0.0	0.0	0.0	0.0	0.0	0.0	0.0	0.0	0.0	0.0	0.0
Alberta Commercial	0.0	0.0	0.0	0.0	0.0	0.0	0.0	0.0	0.0	0.0	0.0	0.0	0.0
Alberta Industrial	0.0	0.0	0.0	0.0	0.0	0.0	0.0	0.0	0.0	0.0	0.0	0.0	0.0
Alberta Residential	0.0	0.0	0.0	0.0	0.0	0.0	0.0	0.0	0.0	0.0	0.0	0.0	0.0
Alberta Elec.Generation	0.0	0.0	0.0	0.0	0.0	0.0	0.0	0.0	0.0	0.0	0.0	0.0	0.0
Shrinkage													
Acid Gas	0.0	0.0	0.0	0.0	0.0	0.0	0.0	0.0	0.0	0.0	0.0	0.0	0.0
Other products	47,667.0	46,213.1	52,428.0	48,444.5	41,284.7	0.0	0.0	0.0	0.0	0.0	0.0	0.0	236,037.3
Fuel	3,714.5	3,607.0	3,691.9	3,289.5	3,174.5	0.0	0.0	0.0	0.0	0.0	0.0	0.0	17,477.4
Flared	26.7	24.9	26.7	111.8	208.7	0.0	0.0	0.0	0.0	0.0	0.0	0.0	398.8
Vented	1.2	1.1	1.2	1.1	1.2	0.0	0.0	0.0	0.0	0.0	0.0	0.0	5.8
Diff and Other	-2,167.4	-2,276.9	-2,284.7	-2,469.8	-2,556.5	0.0	0.0	0.0	0.0	0.0	0.0	0.0	-11,755.3
Process and Frac													
Pentanes Plus	13,357.8	12,389.8	11,278.1	11,072.2	12,854.9	0.0	0.0	0.0	0.0	0.0	0.0	0.0	60,952.8
Propane	0.0	0.0	0.0	0.0	0.0	0.0	0.0	0.0	0.0	0.0	0.0	0.0	0.0
Butanes	0.0	116.3	433.3	963.7	890.3	0.0	0.0	0.0	0.0	0.0	0.0	0.0	2,403.6
Ethane	92,343.5	91,445.3	105,707.3	104,019.2	79,872.7	0.0	0.0	0.0	0.0	0.0	0.0	0.0	473,388.0
NGL MIX	73,265.4	68,545.2	77,501.0	63,787.5	61,220.1	0.0	0.0	0.0	0.0	0.0	0.0	0.0	344,319.2
Sulphur	0.0	0.0	0.0	0.0	0.0	0.0	0.0	0.0	0.0	0.0	0.0	0.0	0.0
Sulphur Closing Inv	0.0	0.0	0.0	0.0	0.0	0.0	0.0	0.0	0.0	0.0	0.0	0.0	0.0

VPR6200

Facility ID ABGP0075650
Facility Licence # 26124

Facility Name JOFFRE ETHANE EXTRACTION PLANT
Facility Operator A0TK AOP

Production Month	202001	202002	202003	202004	202005	202006	202007	202008	202009	202010	202011	202012	Totals
Receipts													
Receipts from Alberta Facilities	10,909.6	9,418.3	9,166.4	8,081.1	6,866.2	0.0	0.0	0.0	0.0	0.0	0.0	0.0	44,441.6
Receipts from Non-Alberta Facilities	0.0	0.0	0.0	0.0	0.0	0.0	0.0	0.0	0.0	0.0	0.0	0.0	0.0
Dispositions													
Disposition													
Battery	0.0	0.0	0.0	0.0	0.0	0.0	0.0	0.0	0.0	0.0	0.0	0.0	0.0
Gas Gathering System	0.0	0.0	0.0	0.0	0.0	0.0	0.0	0.0	0.0	0.0	0.0	0.0	0.0
Gas Plant	0.0	0.0	0.0	0.0	0.0	0.0	0.0	0.0	0.0	0.0	0.0	0.0	0.0
Injection Facility	0.0	0.0	0.0	0.0	0.0	0.0	0.0	0.0	0.0	0.0	0.0	0.0	0.0
Meter Station	0.0	0.0	0.0	0.0	0.0	0.0	0.0	0.0	0.0	0.0	0.0	0.0	0.0
Other	0.0	0.0	0.0	0.0	0.0	0.0	0.0	0.0	0.0	0.0	0.0	0.0	0.0
Alberta Commercial	0.0	0.0	0.0	0.0	0.0	0.0	0.0	0.0	0.0	0.0	0.0	0.0	0.0
Alberta Industrial	0.0	0.0	0.0	0.0	0.0	0.0	0.0	0.0	0.0	0.0	0.0	0.0	0.0
Alberta Residential	0.0	0.0	0.0	0.0	0.0	0.0	0.0	0.0	0.0	0.0	0.0	0.0	0.0
Alberta Elec.Generation	0.0	0.0	0.0	0.0	0.0	0.0	0.0	0.0	0.0	0.0	0.0	0.0	0.0
Shrinkage													
Acid Gas	0.0	0.0	0.0	0.0	0.0	0.0	0.0	0.0	0.0	0.0	0.0	0.0	0.0
Other products	10,583.3	9,210.6	8,912.7	7,846.7	6,660.6	0.0	0.0	0.0	0.0	0.0	0.0	0.0	43,213.9
Fuel	182.7	143.2	147.8	121.8	89.6	0.0	0.0	0.0	0.0	0.0	0.0	0.0	685.1
Flared	0.1	1.1	1.7	0.0	0.7	0.0	0.0	0.0	0.0	0.0	0.0	0.0	3.6
Vented	0.0	0.9	0.9	0.9	2.3	0.0	0.0	0.0	0.0	0.0	0.0	0.0	5.0
Diff and Other	143.5	62.5	103.3	111.7	113.0	0.0	0.0	0.0	0.0	0.0	0.0	0.0	534.0
Process and Frac													
Pentanes Plus	0.0	0.0	0.0	0.0	0.0	0.0	0.0	0.0	0.0	0.0	0.0	0.0	0.0
Propane	0.0	0.0	0.0	0.0	0.0	0.0	0.0	0.0	0.0	0.0	0.0	0.0	0.0
Butanes	0.0	0.0	0.0	0.0	0.0	0.0	0.0	0.0	0.0	0.0	0.0	0.0	0.0
Ethane	0.0	0.0	0.0	0.0	0.0	0.0	0.0	0.0	0.0	0.0	0.0	0.0	0.0
NGL MIX	38,199.9	33,214.2	32,114.5	28,276.6	23,994.7	0.0	0.0	0.0	0.0	0.0	0.0	0.0	155,799.9
Sulphur	0.0	0.0	0.0	0.0	0.0	0.0	0.0	0.0	0.0	0.0	0.0	0.0	0.0
Sulphur Closing Inv	0.0	0.0	0.0	0.0	0.0	0.0	0.0	0.0	0.0	0.0	0.0	0.0	0.0

VPR6200

Facility ID ABGP0001700
Facility Licence # 10862

Facility Name Buck Creek Frac Plant
Facility Operator A31G PMC

Production Month	202001	202002	202003	202004	202005	202006	202007	202008	202009	202010	202011	202012	Totals
Receipts													
Receipts from Alberta Facilities	288.8	296.9	344.4	377.3	349.1	0.0	0.0	0.0	0.0	0.0	0.0	0.0	1,656.5
Receipts from Non-Alberta Facilities	0.0	0.0	0.0	0.0	0.0	0.0	0.0	0.0	0.0	0.0	0.0	0.0	0.0
Dispositions													
Disposition													
Battery	0.0	0.0	0.0	0.0	0.0	0.0	0.0	0.0	0.0	0.0	0.0	0.0	0.0
Gas Gathering System	70.3	64.4	67.6	84.4	121.8	0.0	0.0	0.0	0.0	0.0	0.0	0.0	408.5
Gas Plant	14.8	58.2	93.5	129.6	74.8	0.0	0.0	0.0	0.0	0.0	0.0	0.0	370.9
Injection Facility	0.0	0.0	0.0	0.0	0.0	0.0	0.0	0.0	0.0	0.0	0.0	0.0	0.0
Meter Station	0.0	0.0	0.0	0.0	0.0	0.0	0.0	0.0	0.0	0.0	0.0	0.0	0.0
Other	0.0	0.0	0.0	0.0	0.0	0.0	0.0	0.0	0.0	0.0	0.0	0.0	0.0
Alberta Commercial	0.0	0.0	0.0	0.0	0.0	0.0	0.0	0.0	0.0	0.0	0.0	0.0	0.0
Alberta Industrial	0.0	0.0	0.0	0.0	0.0	0.0	0.0	0.0	0.0	0.0	0.0	0.0	0.0
Alberta Residential	0.0	0.0	0.0	0.0	0.0	0.0	0.0	0.0	0.0	0.0	0.0	0.0	0.0
Alberta Elec.Generation	0.0	0.0	0.0	0.0	0.0	0.0	0.0	0.0	0.0	0.0	0.0	0.0	0.0
Shrinkage													
Acid Gas	0.0	0.0	0.0	0.0	0.0	0.0	0.0	0.0	0.0	0.0	0.0	0.0	0.0
Other products	0.2	0.0	0.0	0.0	0.0	0.0	0.0	0.0	0.0	0.0	0.0	0.0	0.2
Fuel	156.3	148.0	155.8	136.1	124.5	0.0	0.0	0.0	0.0	0.0	0.0	0.0	720.7
Flared	47.4	26.3	27.5	27.2	28.0	0.0	0.0	0.0	0.0	0.0	0.0	0.0	156.4
Vented	0.0	0.0	0.0	0.0	0.0	0.0	0.0	0.0	0.0	0.0	0.0	0.0	0.0
Diff and Other	-0.2	0.0	0.0	0.0	0.0	0.0	0.0	0.0	0.0	0.0	0.0	0.0	-0.2
Process and Frac													
Pentanes Plus	1.0	0.0	0.0	0.0	0.0	0.0	0.0	0.0	0.0	0.0	0.0	0.0	1.0
Propane	0.0	0.0	0.0	0.0	0.0	0.0	0.0	0.0	0.0	0.0	0.0	0.0	0.0
Butanes	0.0	0.0	0.0	0.0	0.0	0.0	0.0	0.0	0.0	0.0	0.0	0.0	0.0
Ethane	0.0	0.0	0.0	0.0	0.0	0.0	0.0	0.0	0.0	0.0	0.0	0.0	0.0
NGL MIX	0.0	0.0	0.0	0.0	0.0	0.0	0.0	0.0	0.0	0.0	0.0	0.0	0.0
Sulphur	0.0	0.0	0.0	0.0	0.0	0.0	0.0	0.0	0.0	0.0	0.0	0.0	0.0
Sulphur Closing Inv	0.0	0.0	0.0	0.0	0.0	0.0	0.0	0.0	0.0	0.0	0.0	0.0	0.0

Unit of Measurement: Gas and Gas equivalent products: 1000m3, Liquids: m3, Sulphur: MTS

VPR6200

Facility ID ABGP0001701

Facility Name KEYERA FORT SASK FRAC PLANT

Facility Licence # 12695

Facility Operator AOC0

Production Month	202001	202002	202003	202004	202005	202006	202007	202008	202009	202010	202011	202012	Totals
Receipts													
Receipts from Alberta Facilities	0.0	0.0	0.0	0.0	0.0	0.0	0.0	0.0	0.0	0.0	0.0	0.0	0.0
Receipts from Non-Alberta Facilities	0.0	0.0	0.0	0.0	0.0	0.0	0.0	0.0	0.0	0.0	0.0	0.0	0.0
Dispositions													
Disposition Battery	0.0	0.0	0.0	0.0	0.0	0.0	0.0	0.0	0.0	0.0	0.0	0.0	0.0
Gas Gathering System	0.0	0.0	0.0	0.0	0.0	0.0	0.0	0.0	0.0	0.0	0.0	0.0	0.0
Gas Plant	0.0	0.0	0.0	0.0	0.0	0.0	0.0	0.0	0.0	0.0	0.0	0.0	0.0
Injection Facility	0.0	0.0	0.0	0.0	0.0	0.0	0.0	0.0	0.0	0.0	0.0	0.0	0.0
Meter Station	0.0	0.0	0.0	0.0	0.0	0.0	0.0	0.0	0.0	0.0	0.0	0.0	0.0
Other	0.0	0.0	0.0	0.0	0.0	0.0	0.0	0.0	0.0	0.0	0.0	0.0	0.0
Alberta Commercial	0.0	0.0	0.0	0.0	0.0	0.0	0.0	0.0	0.0	0.0	0.0	0.0	0.0
Alberta Industrial	0.0	0.0	0.0	0.0	0.0	0.0	0.0	0.0	0.0	0.0	0.0	0.0	0.0
Alberta Residential	0.0	0.0	0.0	0.0	0.0	0.0	0.0	0.0	0.0	0.0	0.0	0.0	0.0
Alberta Elec.Generation	0.0	0.0	0.0	0.0	0.0	0.0	0.0	0.0	0.0	0.0	0.0	0.0	0.0
Shrinkage Acid Gas	0.0	0.0	0.0	0.0	0.0	0.0	0.0	0.0	0.0	0.0	0.0	0.0	0.0
Other products	0.0	0.0	0.0	0.0	0.0	0.0	0.0	0.0	0.0	0.0	0.0	0.0	0.0
Fuel	0.0	0.0	0.0	0.0	0.0	0.0	0.0	0.0	0.0	0.0	0.0	0.0	0.0
Flared	0.0	0.0	0.0	0.0	0.0	0.0	0.0	0.0	0.0	0.0	0.0	0.0	0.0
Vented	0.0	0.0	0.0	0.0	0.0	0.0	0.0	0.0	0.0	0.0	0.0	0.0	0.0
Diff and Other	0.0	0.0	0.0	0.0	0.0	0.0	0.0	0.0	0.0	0.0	0.0	0.0	0.0
Process and Frac													
Pentanes Plus	70,755.2	65,165.3	64,896.6	55,353.1	60,186.5	0.0	0.0	0.0	0.0	0.0	0.0	0.0	316,356.7
Propane	161,903.0	146,418.0	145,375.4	117,002.8	104,666.1	0.0	0.0	0.0	0.0	0.0	0.0	0.0	675,365.3
Butanes	122,119.6	112,294.2	113,499.2	102,517.7	92,030.8	0.0	0.0	0.0	0.0	0.0	0.0	0.0	542,461.5
Ethane	57,918.2	42,452.8	42,834.4	36,985.9	27,342.0	0.0	0.0	0.0	0.0	0.0	0.0	0.0	207,533.3
NGL MIX	123.4	7,721.9	299.5	0.0	0.0	0.0	0.0	0.0	0.0	0.0	0.0	0.0	8,144.8
Sulphur	0.0	0.0	0.0	0.0	0.0	0.0	0.0	0.0	0.0	0.0	0.0	0.0	0.0
Sulphur Closing Inv	0.0	0.0	0.0	0.0	0.0	0.0	0.0	0.0	0.0	0.0	0.0	0.0	0.0

Unit of Measurement: Gas and Gas equivalent products: 1000m3, Liquids: m3, Sulphur: MTS

VPR6200

Facility ID ABGP0001702
Facility Licence # 8917

Facility Name GIBSON HARDISTY
Facility Operator 0195

Production Month	202001	202002	202003	202004	202005	202006	202007	202008	202009	202010	202011	202012	Totals
Receipts													
Receipts from Alberta Facilities	0.0	0.0	0.0	0.0	0.0	0.0	0.0	0.0	0.0	0.0	0.0	0.0	0.0
Receipts from Non-Alberta Facilities	0.0	0.0	0.0	0.0	0.0	0.0	0.0	0.0	0.0	0.0	0.0	0.0	0.0
Dispositions													
Disposition													
Battery	0.0	0.0	0.0	0.0	0.0	0.0	0.0	0.0	0.0	0.0	0.0	0.0	0.0
Gas Gathering System	0.0	0.0	0.0	0.0	0.0	0.0	0.0	0.0	0.0	0.0	0.0	0.0	0.0
Gas Plant	0.0	0.0	0.0	0.0	0.0	0.0	0.0	0.0	0.0	0.0	0.0	0.0	0.0
Injection Facility	0.0	0.0	0.0	0.0	0.0	0.0	0.0	0.0	0.0	0.0	0.0	0.0	0.0
Meter Station	0.0	0.0	0.0	0.0	0.0	0.0	0.0	0.0	0.0	0.0	0.0	0.0	0.0
Other	0.0	0.0	0.0	0.0	0.0	0.0	0.0	0.0	0.0	0.0	0.0	0.0	0.0
Alberta Commercial	0.0	0.0	0.0	0.0	0.0	0.0	0.0	0.0	0.0	0.0	0.0	0.0	0.0
Alberta Industrial	0.0	0.0	0.0	0.0	0.0	0.0	0.0	0.0	0.0	0.0	0.0	0.0	0.0
Alberta Residential	0.0	0.0	0.0	0.0	0.0	0.0	0.0	0.0	0.0	0.0	0.0	0.0	0.0
Alberta Elec.Generation	0.0	0.0	0.0	0.0	0.0	0.0	0.0	0.0	0.0	0.0	0.0	0.0	0.0
Shrinkage													
Acid Gas	0.0	0.0	0.0	0.0	0.0	0.0	0.0	0.0	0.0	0.0	0.0	0.0	0.0
Other products	0.0	0.0	0.0	0.0	0.0	0.0	0.0	0.0	0.0	0.0	0.0	0.0	0.0
Fuel	0.0	0.0	0.0	0.0	0.0	0.0	0.0	0.0	0.0	0.0	0.0	0.0	0.0
Flared	0.0	0.0	0.0	0.0	0.0	0.0	0.0	0.0	0.0	0.0	0.0	0.0	0.0
Vented	0.0	0.0	0.0	0.0	0.0	0.0	0.0	0.0	0.0	0.0	0.0	0.0	0.0
Diff and Other	0.0	0.0	0.0	0.0	0.0	0.0	0.0	0.0	0.0	0.0	0.0	0.0	0.0
Process and Frac													
Pentanes Plus	6,566.2	6,245.7	6,934.5	5,397.3	5,291.7	0.0	0.0	0.0	0.0	0.0	0.0	0.0	30,435.4
Propane	5,069.7	4,501.0	4,715.0	4,272.5	4,138.3	0.0	0.0	0.0	0.0	0.0	0.0	0.0	22,696.5
Butanes	7,723.0	6,978.9	7,638.0	6,616.9	6,211.4	0.0	0.0	0.0	0.0	0.0	0.0	0.0	35,168.2
Ethane	478.7	370.9	358.5	204.7	184.8	0.0	0.0	0.0	0.0	0.0	0.0	0.0	1,597.6
NGL MIX	0.0	0.0	0.0	0.0	0.0	0.0	0.0	0.0	0.0	0.0	0.0	0.0	0.0
Sulphur	0.0	0.0	0.0	0.0	0.0	0.0	0.0	0.0	0.0	0.0	0.0	0.0	0.0
Sulphur Closing Inv	0.0	0.0	0.0	0.0	0.0	0.0	0.0	0.0	0.0	0.0	0.0	0.0	0.0

Unit of Measurement: Gas and Gas equivalent products: 1000m3, Liquids: m3, Sulphur: MTS

VPR6200

Facility ID ABGP0001703
Facility Licence # 12699

Facility Name Fort Sask Gas Plant
Facility Operator A31G

Production Month	202001	202002	202003	202004	202005	202006	202007	202008	202009	202010	202011	202012	Totals
Receipts													
Receipts from Alberta Facilities	0.0	0.0	0.0	0.0	0.0	0.0	0.0	0.0	0.0	0.0	0.0	0.0	0.0
Receipts from Non-Alberta Facilities	0.0	0.0	0.0	0.0	0.0	0.0	0.0	0.0	0.0	0.0	0.0	0.0	0.0
Dispositions													
Disposition													
Battery	0.0	0.0	0.0	0.0	0.0	0.0	0.0	0.0	0.0	0.0	0.0	0.0	0.0
Gas Gathering System	0.0	0.0	0.0	0.0	0.0	0.0	0.0	0.0	0.0	0.0	0.0	0.0	0.0
Gas Plant	0.0	0.0	0.0	0.0	0.0	0.0	0.0	0.0	0.0	0.0	0.0	0.0	0.0
Injection Facility	0.0	0.0	0.0	0.0	0.0	0.0	0.0	0.0	0.0	0.0	0.0	0.0	0.0
Meter Station	0.0	0.0	0.0	0.0	0.0	0.0	0.0	0.0	0.0	0.0	0.0	0.0	0.0
Other	0.0	0.0	0.0	0.0	0.0	0.0	0.0	0.0	0.0	0.0	0.0	0.0	0.0
Alberta Commercial	0.0	0.0	0.0	0.0	0.0	0.0	0.0	0.0	0.0	0.0	0.0	0.0	0.0
Alberta Industrial	0.0	0.0	0.0	0.0	0.0	0.0	0.0	0.0	0.0	0.0	0.0	0.0	0.0
Alberta Residential	0.0	0.0	0.0	0.0	0.0	0.0	0.0	0.0	0.0	0.0	0.0	0.0	0.0
Alberta Elec.Generation	0.0	0.0	0.0	0.0	0.0	0.0	0.0	0.0	0.0	0.0	0.0	0.0	0.0
Shrinkage													
Acid Gas	0.0	0.0	0.0	0.0	0.0	0.0	0.0	0.0	0.0	0.0	0.0	0.0	0.0
Other products	0.0	0.0	0.0	0.0	0.0	0.0	0.0	0.0	0.0	0.0	0.0	0.0	0.0
Fuel	0.0	0.0	0.0	0.0	0.0	0.0	0.0	0.0	0.0	0.0	0.0	0.0	0.0
Flared	0.0	0.0	0.0	0.0	0.0	0.0	0.0	0.0	0.0	0.0	0.0	0.0	0.0
Vented	0.0	0.0	0.0	0.0	0.0	0.0	0.0	0.0	0.0	0.0	0.0	0.0	0.0
Diff and Other	0.0	0.0	0.0	0.0	0.0	0.0	0.0	0.0	0.0	0.0	0.0	0.0	0.0
Process and Frac													
Pentanes Plus	52,667.3	77,809.0	55,559.9	50,125.1	83,200.9	0.0	0.0	0.0	0.0	0.0	0.0	0.0	319,362.2
Propane	38,971.1	98,009.5	103,487.0	33,534.8	46,832.1	0.0	0.0	0.0	0.0	0.0	0.0	0.0	320,834.5
Butanes	36,389.5	51,451.0	54,385.9	52,439.1	53,086.2	0.0	0.0	0.0	0.0	0.0	0.0	0.0	247,751.7
Ethane	0.0	0.0	0.0	0.0	0.0	0.0	0.0	0.0	0.0	0.0	0.0	0.0	0.0
NGL MIX	0.0	0.0	0.0	0.0	0.0	0.0	0.0	0.0	0.0	0.0	0.0	0.0	0.0
Sulphur	0.0	0.0	0.0	0.0	0.0	0.0	0.0	0.0	0.0	0.0	0.0	0.0	0.0
Sulphur Closing Inv	0.0	0.0	0.0	0.0	0.0	0.0	0.0	0.0	0.0	0.0	0.0	0.0	0.0

Unit of Measurement: Gas and Gas equivalent products: 1000m3, Liquids: m3, Sulphur: MTS

VPR6200

Facility ID ABGP0001706
Facility Licence # Not Licenced

Facility Name DOW FORT SASKATCHEWAN
Facility Operator OF05

Production Month	202001	202002	202003	202004	202005	202006	202007	202008	202009	202010	202011	202012	Totals
Receipts													
Receipts from Alberta Facilities	0.0	0.0	0.0	0.0	0.0	0.0	0.0	0.0	0.0	0.0	0.0	0.0	0.0
Receipts from Non-Alberta Facilities	0.0	0.0	0.0	0.0	0.0	0.0	0.0	0.0	0.0	0.0	0.0	0.0	0.0
Dispositions													
Disposition													
Battery	0.0	0.0	0.0	0.0	0.0	0.0	0.0	0.0	0.0	0.0	0.0	0.0	0.0
Gas Gathering System	0.0	0.0	0.0	0.0	0.0	0.0	0.0	0.0	0.0	0.0	0.0	0.0	0.0
Gas Plant	0.0	0.0	0.0	0.0	0.0	0.0	0.0	0.0	0.0	0.0	0.0	0.0	0.0
Injection Facility	0.0	0.0	0.0	0.0	0.0	0.0	0.0	0.0	0.0	0.0	0.0	0.0	0.0
Meter Station	0.0	0.0	0.0	0.0	0.0	0.0	0.0	0.0	0.0	0.0	0.0	0.0	0.0
Other	0.0	0.0	0.0	0.0	0.0	0.0	0.0	0.0	0.0	0.0	0.0	0.0	0.0
Alberta Commercial	0.0	0.0	0.0	0.0	0.0	0.0	0.0	0.0	0.0	0.0	0.0	0.0	0.0
Alberta Industrial	0.0	0.0	0.0	0.0	0.0	0.0	0.0	0.0	0.0	0.0	0.0	0.0	0.0
Alberta Residential	0.0	0.0	0.0	0.0	0.0	0.0	0.0	0.0	0.0	0.0	0.0	0.0	0.0
Alberta Elec.Generation	0.0	0.0	0.0	0.0	0.0	0.0	0.0	0.0	0.0	0.0	0.0	0.0	0.0
Shrinkage													
Acid Gas	0.0	0.0	0.0	0.0	0.0	0.0	0.0	0.0	0.0	0.0	0.0	0.0	0.0
Other products	0.0	0.0	0.0	0.0	0.0	0.0	0.0	0.0	0.0	0.0	0.0	0.0	0.0
Fuel	0.0	0.0	0.0	0.0	0.0	0.0	0.0	0.0	0.0	0.0	0.0	0.0	0.0
Flared	118.7	6.0	4.6	128.8	14.5	0.0	0.0	0.0	0.0	0.0	0.0	0.0	272.6
Vented	0.0	0.0	0.0	0.0	0.0	0.0	0.0	0.0	0.0	0.0	0.0	0.0	0.0
Diff and Other	-118.7	-6.0	-4.6	-128.8	-14.5	0.0	0.0	0.0	0.0	0.0	0.0	0.0	-272.6
Process and Frac													
Pentanes Plus	18,236.7	19,290.5	17,999.5	17,186.9	16,652.0	0.0	0.0	0.0	0.0	0.0	0.0	0.0	89,365.6
Propane	57,449.7	58,290.2	62,892.9	54,930.3	57,580.2	0.0	0.0	0.0	0.0	0.0	0.0	0.0	291,143.3
Butanes	38,768.3	39,638.3	49,234.4	32,902.5	33,529.6	0.0	0.0	0.0	0.0	0.0	0.0	0.0	194,073.1
Ethane	114,546.3	109,515.3	122,757.8	113,185.6	111,911.2	0.0	0.0	0.0	0.0	0.0	0.0	0.0	571,916.2
NGL MIX	0.0	0.0	0.0	0.0	0.0	0.0	0.0	0.0	0.0	0.0	0.0	0.0	0.0
Sulphur	0.0	0.0	0.0	0.0	0.0	0.0	0.0	0.0	0.0	0.0	0.0	0.0	0.0
Sulphur Closing Inv	0.0	0.0	0.0	0.0	0.0	0.0	0.0	0.0	0.0	0.0	0.0	0.0	0.0

Unit of Measurement: Gas and Gas equivalent products: 1000m3, Liquids: m3, Sulphur: MTS

VPR6200

Facility ID ABGP0001707

Facility Name Pembina Infra. & Logistics LP Frac 1

Facility Licence # 13004

Facility Operator A68Y PEMBINA NGL

Production Month	202001	202002	202003	202004	202005	202006	202007	202008	202009	202010	202011	202012	Totals
Receipts													
Receipts from Alberta Facilities	7,689.0	7,499.4	7,852.2	7,283.7	6,824.5	0.0	0.0	0.0	0.0	0.0	0.0	0.0	37,148.8
Receipts from Non-Alberta Facilities	0.0	0.0	0.0	0.0	0.0	0.0	0.0	0.0	0.0	0.0	0.0	0.0	0.0
Dispositions													
Disposition													
Battery	0.0	0.0	0.0	0.0	0.0	0.0	0.0	0.0	0.0	0.0	0.0	0.0	0.0
Gas Gathering System	0.0	0.0	0.0	0.0	0.0	0.0	0.0	0.0	0.0	0.0	0.0	0.0	0.0
Gas Plant	2,598.9	1,604.9	1,868.8	0.0	0.0	0.0	0.0	0.0	0.0	0.0	0.0	0.0	6,072.6
Injection Facility	0.0	0.0	0.0	0.0	0.0	0.0	0.0	0.0	0.0	0.0	0.0	0.0	0.0
Meter Station	0.0	0.0	0.0	0.0	0.0	0.0	0.0	0.0	0.0	0.0	0.0	0.0	0.0
Other	0.0	0.0	0.0	0.0	0.0	0.0	0.0	0.0	0.0	0.0	0.0	0.0	0.0
Alberta Commercial	0.0	0.0	0.0	0.0	0.0	0.0	0.0	0.0	0.0	0.0	0.0	0.0	0.0
Alberta Industrial	0.0	0.0	0.0	0.0	0.0	0.0	0.0	0.0	0.0	0.0	0.0	0.0	0.0
Alberta Residential	0.0	0.0	0.0	0.0	0.0	0.0	0.0	0.0	0.0	0.0	0.0	0.0	0.0
Alberta Elec.Generation	0.0	0.0	0.0	0.0	0.0	0.0	0.0	0.0	0.0	0.0	0.0	0.0	0.0
Shrinkage													
Acid Gas	0.0	0.0	0.0	0.0	0.0	0.0	0.0	0.0	0.0	0.0	0.0	0.0	0.0
Other products	0.0	0.0	0.0	0.0	0.0	0.0	0.0	0.0	0.0	0.0	0.0	0.0	0.0
Fuel	5,090.1	5,894.5	5,983.4	0.0	0.0	0.0	0.0	0.0	0.0	0.0	0.0	0.0	16,968.0
Flared	0.0	0.0	0.0	0.0	0.0	0.0	0.0	0.0	0.0	0.0	0.0	0.0	0.0
Vented	0.0	0.0	0.0	0.0	0.0	0.0	0.0	0.0	0.0	0.0	0.0	0.0	0.0
Diff and Other	0.0	0.0	0.0	7,283.7	6,824.5	0.0	0.0	0.0	0.0	0.0	0.0	0.0	14,108.2
Process and Frac													
Pentanes Plus	22,873.8	26,540.9	27,058.0	27,364.2	21,838.4	0.0	0.0	0.0	0.0	0.0	0.0	0.0	125,675.3
Propane	71,730.0	86,075.4	81,630.5	83,604.1	71,826.7	0.0	0.0	0.0	0.0	0.0	0.0	0.0	394,866.7
Butanes	46,274.0	54,010.0	52,677.9	51,508.2	39,851.6	0.0	0.0	0.0	0.0	0.0	0.0	0.0	244,321.7
Ethane	82,294.6	98,836.1	103,116.0	98,577.4	94,978.7	0.0	0.0	0.0	0.0	0.0	0.0	0.0	477,802.8
NGL MIX	0.0	0.0	0.0	0.0	0.0	0.0	0.0	0.0	0.0	0.0	0.0	0.0	0.0
Sulphur	0.0	0.0	0.0	0.0	0.0	0.0	0.0	0.0	0.0	0.0	0.0	0.0	0.0
Sulphur Closing Inv	0.0	0.0	0.0	0.0	0.0	0.0	0.0	0.0	0.0	0.0	0.0	0.0	0.0

Unit of Measurement: Gas and Gas equivalent products: 1000m3, Liquids: m3, Sulphur: MTS

VPR6200

Facility ID ABGP0086427

Facility Name High Prairie Frac Plant

Facility Licence # 32682

Facility Operator A31G

Production Month	202001	202002	202003	202004	202005	202006	202007	202008	202009	202010	202011	202012	Totals
Receipts													
Receipts from Alberta Facilities	0.0	0.0	0.0	0.0	0.0	0.0	0.0	0.0	0.0	0.0	0.0	0.0	0.0
Receipts from Non-Alberta Facilities	0.0	0.0	0.0	0.0	0.0	0.0	0.0	0.0	0.0	0.0	0.0	0.0	0.0
Dispositions													
Disposition													
Battery	0.0	0.0	0.0	0.0	0.0	0.0	0.0	0.0	0.0	0.0	0.0	0.0	0.0
Gas Gathering System	0.0	0.0	0.0	0.0	0.0	0.0	0.0	0.0	0.0	0.0	0.0	0.0	0.0
Gas Plant	0.0	0.0	0.0	0.0	0.0	0.0	0.0	0.0	0.0	0.0	0.0	0.0	0.0
Injection Facility	0.0	0.0	0.0	0.0	0.0	0.0	0.0	0.0	0.0	0.0	0.0	0.0	0.0
Meter Station	0.0	0.0	0.0	0.0	0.0	0.0	0.0	0.0	0.0	0.0	0.0	0.0	0.0
Other	0.0	0.0	0.0	0.0	0.0	0.0	0.0	0.0	0.0	0.0	0.0	0.0	0.0
Alberta Commercial	0.0	0.0	0.0	0.0	0.0	0.0	0.0	0.0	0.0	0.0	0.0	0.0	0.0
Alberta Industrial	0.0	0.0	0.0	0.0	0.0	0.0	0.0	0.0	0.0	0.0	0.0	0.0	0.0
Alberta Residential	0.0	0.0	0.0	0.0	0.0	0.0	0.0	0.0	0.0	0.0	0.0	0.0	0.0
Alberta Elec.Generation	0.0	0.0	0.0	0.0	0.0	0.0	0.0	0.0	0.0	0.0	0.0	0.0	0.0
Shrinkage													
Acid Gas	0.0	0.0	0.0	0.0	0.0	0.0	0.0	0.0	0.0	0.0	0.0	0.0	0.0
Other products	0.0	0.0	0.0	0.0	68.3	0.0	0.0	0.0	0.0	0.0	0.0	0.0	68.3
Fuel	23.1	22.6	23.1	22.4	23.1	0.0	0.0	0.0	0.0	0.0	0.0	0.0	114.3
Flared	2.2	21.6	0.1	0.4	0.5	0.0	0.0	0.0	0.0	0.0	0.0	0.0	24.8
Vented	0.0	0.0	0.0	0.0	0.0	0.0	0.0	0.0	0.0	0.0	0.0	0.0	0.0
Diff and Other	-25.3	-44.2	-23.2	-22.8	-91.9	0.0	0.0	0.0	0.0	0.0	0.0	0.0	-207.4
Process and Frac													
Pentanes Plus	4,327.0	4,746.1	4,516.0	3,788.5	2,824.0	0.0	0.0	0.0	0.0	0.0	0.0	0.0	20,201.6
Propane	6,590.9	7,198.0	7,078.7	6,487.7	3,990.2	0.0	0.0	0.0	0.0	0.0	0.0	0.0	31,345.5
Butanes	7,084.3	7,623.5	7,368.2	6,856.5	4,957.2	0.0	0.0	0.0	0.0	0.0	0.0	0.0	33,889.7
Ethane	0.0	0.0	0.0	0.0	0.0	0.0	0.0	0.0	0.0	0.0	0.0	0.0	0.0
NGL MIX	0.0	0.0	0.0	0.0	0.0	0.0	0.0	0.0	0.0	0.0	0.0	0.0	0.0
Sulphur	0.0	0.0	0.0	0.0	0.0	0.0	0.0	0.0	0.0	0.0	0.0	0.0	0.0
Sulphur Closing Inv	0.0	0.0	0.0	0.0	0.0	0.0	0.0	0.0	0.0	0.0	0.0	0.0	0.0

Unit of Measurement: Gas and Gas equivalent products: 1000m3, Liquids: m3, Sulphur: MTS

VPR6200

Facility ID ABGP0106720

Facility Name HARMATTAN FRACTIONATION

Facility Licence # 4285

Facility Operator A0TK

Production Month	202001	202002	202003	202004	202005	202006	202007	202008	202009	202010	202011	202012	Totals
Receipts													
Receipts from Alberta Facilities	0.0	0.0	0.0	0.0	0.0	0.0	0.0	0.0	0.0	0.0	0.0	0.0	0.0
Receipts from Non-Alberta Facilities	0.0	0.0	0.0	0.0	0.0	0.0	0.0	0.0	0.0	0.0	0.0	0.0	0.0
Dispositions													
Disposition													
Battery	0.0	0.0	0.0	0.0	0.0	0.0	0.0	0.0	0.0	0.0	0.0	0.0	0.0
Gas Gathering System	0.0	0.0	0.0	0.0	0.0	0.0	0.0	0.0	0.0	0.0	0.0	0.0	0.0
Gas Plant	0.0	0.0	0.0	0.0	0.0	0.0	0.0	0.0	0.0	0.0	0.0	0.0	0.0
Injection Facility	0.0	0.0	0.0	0.0	0.0	0.0	0.0	0.0	0.0	0.0	0.0	0.0	0.0
Meter Station	0.0	0.0	0.0	0.0	0.0	0.0	0.0	0.0	0.0	0.0	0.0	0.0	0.0
Other	0.0	0.0	0.0	0.0	0.0	0.0	0.0	0.0	0.0	0.0	0.0	0.0	0.0
Alberta Commercial	0.0	0.0	0.0	0.0	0.0	0.0	0.0	0.0	0.0	0.0	0.0	0.0	0.0
Alberta Industrial	0.0	0.0	0.0	0.0	0.0	0.0	0.0	0.0	0.0	0.0	0.0	0.0	0.0
Alberta Residential	0.0	0.0	0.0	0.0	0.0	0.0	0.0	0.0	0.0	0.0	0.0	0.0	0.0
Alberta Elec.Generation	0.0	0.0	0.0	0.0	0.0	0.0	0.0	0.0	0.0	0.0	0.0	0.0	0.0
Shrinkage													
Acid Gas	0.0	0.0	0.0	0.0	0.0	0.0	0.0	0.0	0.0	0.0	0.0	0.0	0.0
Other products	0.0	0.0	0.0	0.0	0.0	0.0	0.0	0.0	0.0	0.0	0.0	0.0	0.0
Fuel	0.0	0.0	0.0	0.0	0.0	0.0	0.0	0.0	0.0	0.0	0.0	0.0	0.0
Flared	0.0	0.0	0.0	0.0	0.0	0.0	0.0	0.0	0.0	0.0	0.0	0.0	0.0
Vented	0.0	0.0	0.0	0.0	0.0	0.0	0.0	0.0	0.0	0.0	0.0	0.0	0.0
Diff and Other	0.0	0.0	0.0	0.0	0.0	0.0	0.0	0.0	0.0	0.0	0.0	0.0	0.0
Process and Frac													
Pentanes Plus	15,535.7	15,539.3	15,309.1	14,202.7	12,456.6	0.0	0.0	0.0	0.0	0.0	0.0	0.0	73,043.4
Propane	54,797.9	48,719.5	48,721.2	40,764.9	42,920.5	0.0	0.0	0.0	0.0	0.0	0.0	0.0	235,924.0
Butanes	23,457.7	21,778.0	22,557.2	18,991.2	19,530.4	0.0	0.0	0.0	0.0	0.0	0.0	0.0	106,314.5
Ethane	73,513.3	79,327.9	73,603.2	74,544.4	71,768.8	0.0	0.0	0.0	0.0	0.0	0.0	0.0	372,757.6
NGL MIX	0.0	0.0	0.0	0.0	0.0	0.0	0.0	0.0	0.0	0.0	0.0	0.0	0.0
Sulphur	0.0	0.0	0.0	0.0	0.0	0.0	0.0	0.0	0.0	0.0	0.0	0.0	0.0
Sulphur Closing Inv	0.0	0.0	0.0	0.0	0.0	0.0	0.0	0.0	0.0	0.0	0.0	0.0	0.0

Unit of Measurement: Gas and Gas equivalent products: 1000m3, Liquids: m3, Sulphur: MTS

VPR6200

Facility ID ABGP0122937
Facility Licence # 31885

Facility Name Tervita Granada Frac Plant
Facility Operator ONZ1

Production Month	202001	202002	202003	202004	202005	202006	202007	202008	202009	202010	202011	202012	Totals
	SHUTIN	SHUTIN	SHUTIN	SHUTIN									
Receipts													
Receipts from Alberta Facilities	0.0	0.0	0.0	0.0	0.0	0.0	0.0	0.0	0.0	0.0	0.0	0.0	0.0
Receipts from Non-Alberta Facilities	0.0	0.0	0.0	0.0	0.0	0.0	0.0	0.0	0.0	0.0	0.0	0.0	0.0
Dispositions													
Disposition													
Battery	0.0	0.0	0.0	0.0	0.0	0.0	0.0	0.0	0.0	0.0	0.0	0.0	0.0
Gas Gathering System	0.0	0.0	0.0	0.0	0.0	0.0	0.0	0.0	0.0	0.0	0.0	0.0	0.0
Gas Plant	0.0	0.0	0.0	0.0	0.0	0.0	0.0	0.0	0.0	0.0	0.0	0.0	0.0
Injection Facility	0.0	0.0	0.0	0.0	0.0	0.0	0.0	0.0	0.0	0.0	0.0	0.0	0.0
Meter Station	0.0	0.0	0.0	0.0	0.0	0.0	0.0	0.0	0.0	0.0	0.0	0.0	0.0
Other	0.0	0.0	0.0	0.0	0.0	0.0	0.0	0.0	0.0	0.0	0.0	0.0	0.0
Alberta Commercial	0.0	0.0	0.0	0.0	0.0	0.0	0.0	0.0	0.0	0.0	0.0	0.0	0.0
Alberta Industrial	0.0	0.0	0.0	0.0	0.0	0.0	0.0	0.0	0.0	0.0	0.0	0.0	0.0
Alberta Residential	0.0	0.0	0.0	0.0	0.0	0.0	0.0	0.0	0.0	0.0	0.0	0.0	0.0
Alberta Elec.Generation	0.0	0.0	0.0	0.0	0.0	0.0	0.0	0.0	0.0	0.0	0.0	0.0	0.0
Shrinkage													
Acid Gas	0.0	0.0	0.0	0.0	0.0	0.0	0.0	0.0	0.0	0.0	0.0	0.0	0.0
Other products	0.0	0.0	0.0	0.0	0.0	0.0	0.0	0.0	0.0	0.0	0.0	0.0	0.0
Fuel	0.0	0.0	0.0	0.0	0.0	0.0	0.0	0.0	0.0	0.0	0.0	0.0	0.0
Flared	0.0	0.0	0.0	0.0	0.0	0.0	0.0	0.0	0.0	0.0	0.0	0.0	0.0
Vented	0.0	0.0	0.0	0.0	0.0	0.0	0.0	0.0	0.0	0.0	0.0	0.0	0.0
Diff and Other	0.0	0.0	0.0	0.0	0.0	0.0	0.0	0.0	0.0	0.0	0.0	0.0	0.0
Process and Frac													
Pentanes Plus	0.0	0.0	0.0	0.0	0.0	0.0	0.0	0.0	0.0	0.0	0.0	0.0	0.0
Propane	0.0	0.0	0.0	0.0	0.0	0.0	0.0	0.0	0.0	0.0	0.0	0.0	0.0
Butanes	0.0	0.0	0.0	0.0	0.0	0.0	0.0	0.0	0.0	0.0	0.0	0.0	0.0
Ethane	0.0	0.0	0.0	0.0	0.0	0.0	0.0	0.0	0.0	0.0	0.0	0.0	0.0
NGL MIX	0.0	0.0	0.0	0.0	0.0	0.0	0.0	0.0	0.0	0.0	0.0	0.0	0.0
Sulphur	0.0	0.0	0.0	0.0	0.0	0.0	0.0	0.0	0.0	0.0	0.0	0.0	0.0
Sulphur Closing Inv	0.0	0.0	0.0	0.0	0.0	0.0	0.0	0.0	0.0	0.0	0.0	0.0	0.0

Unit of Measurement: Gas and Gas equivalent products: 1000m3, Liquids: m3, Sulphur: MTS

VPR6200

Facility ID ABGP0137118
Facility Licence # 13004

Facility Name Interpipeline ROF Facility
Facility Operator A68Y PEMBINA NGL

Production Month	202001	202002	202003	202004	202005	202006	202007	202008	202009	202010	202011	202012	Totals
Receipts													
Receipts from Alberta Facilities	2,598.9	1,604.9	1,868.8	0.0	0.0	0.0	0.0	0.0	0.0	0.0	0.0	0.0	6,072.6
Receipts from Non-Alberta Facilities	0.0	0.0	0.0	0.0	0.0	0.0	0.0	0.0	0.0	0.0	0.0	0.0	0.0
Dispositions													
Disposition													
Battery	0.0	0.0	0.0	0.0	0.0	0.0	0.0	0.0	0.0	0.0	0.0	0.0	0.0
Gas Gathering System	0.0	0.0	0.0	0.0	0.0	0.0	0.0	0.0	0.0	0.0	0.0	0.0	0.0
Gas Plant	0.0	0.0	0.0	0.0	0.0	0.0	0.0	0.0	0.0	0.0	0.0	0.0	0.0
Injection Facility	0.0	0.0	0.0	0.0	0.0	0.0	0.0	0.0	0.0	0.0	0.0	0.0	0.0
Meter Station	0.0	0.0	0.0	0.0	0.0	0.0	0.0	0.0	0.0	0.0	0.0	0.0	0.0
Other	0.0	0.0	0.0	0.0	0.0	0.0	0.0	0.0	0.0	0.0	0.0	0.0	0.0
Alberta Commercial	0.0	0.0	0.0	0.0	0.0	0.0	0.0	0.0	0.0	0.0	0.0	0.0	0.0
Alberta Industrial	0.0	0.0	0.0	0.0	0.0	0.0	0.0	0.0	0.0	0.0	0.0	0.0	0.0
Alberta Residential	0.0	0.0	0.0	0.0	0.0	0.0	0.0	0.0	0.0	0.0	0.0	0.0	0.0
Alberta Elec.Generation	0.0	0.0	0.0	0.0	0.0	0.0	0.0	0.0	0.0	0.0	0.0	0.0	0.0
Shrinkage													
Acid Gas	0.0	0.0	0.0	0.0	0.0	0.0	0.0	0.0	0.0	0.0	0.0	0.0	0.0
Other products	0.0	0.0	0.0	0.0	0.0	0.0	0.0	0.0	0.0	0.0	0.0	0.0	0.0
Fuel	2,539.9	1,593.2	1,862.9	0.0	0.0	0.0	0.0	0.0	0.0	0.0	0.0	0.0	5,996.0
Flared	59.0	11.7	5.9	0.1	1.5	0.0	0.0	0.0	0.0	0.0	0.0	0.0	78.2
Vented	0.0	0.0	0.0	0.0	0.0	0.0	0.0	0.0	0.0	0.0	0.0	0.0	0.0
Diff and Other	0.0	0.0	0.0	-0.1	-1.5	0.0	0.0	0.0	0.0	0.0	0.0	0.0	-1.6
Process and Frac													
Pentanes Plus	6,082.7	4,918.8	5,014.0	4,874.3	4,886.2	0.0	0.0	0.0	0.0	0.0	0.0	0.0	25,776.0
Propane	61,942.8	75,568.7	80,258.5	77,762.2	73,391.2	0.0	0.0	0.0	0.0	0.0	0.0	0.0	368,923.4
Butanes	26,418.7	22,424.9	23,353.5	23,527.7	22,794.5	0.0	0.0	0.0	0.0	0.0	0.0	0.0	118,519.3
Ethane	63,901.6	75,229.4	80,100.6	78,067.8	73,260.0	0.0	0.0	0.0	0.0	0.0	0.0	0.0	370,559.4
NGL MIX	0.0	0.0	0.0	0.0	0.0	0.0	0.0	0.0	0.0	0.0	0.0	0.0	0.0
Sulphur	0.0	0.0	0.0	0.0	0.0	0.0	0.0	0.0	0.0	0.0	0.0	0.0	0.0
Sulphur Closing Inv	0.0	0.0	0.0	0.0	0.0	0.0	0.0	0.0	0.0	0.0	0.0	0.0	0.0

Unit of Measurement: Gas and Gas equivalent products: 1000m3, Liquids: m3, Sulphur: MTS

VPR6200

Facility ID ABGP0140277

Facility Name Pembina Infra. & Logistics LP Frac 2

Facility Licence # 13004

Facility Operator A68Y PEMBINA NGL

Production Month	202001	202002	202003	202004	202005	202006	202007	202008	202009	202010	202011	202012	Totals
Receipts													
Receipts from Alberta Facilities	8,870.8	8,521.9	8,979.9	2,688.7	2,537.2	0.0	0.0	0.0	0.0	0.0	0.0	0.0	31,598.5
Receipts from Non-Alberta Facilities	0.0	0.0	0.0	0.0	0.0	0.0	0.0	0.0	0.0	0.0	0.0	0.0	0.0
Dispositions													
Disposition													
Battery	0.0	0.0	0.0	0.0	0.0	0.0	0.0	0.0	0.0	0.0	0.0	0.0	0.0
Gas Gathering System	0.0	0.0	0.0	0.0	0.0	0.0	0.0	0.0	0.0	0.0	0.0	0.0	0.0
Gas Plant	0.0	0.0	0.0	0.0	0.0	0.0	0.0	0.0	0.0	0.0	0.0	0.0	0.0
Injection Facility	0.0	0.0	0.0	0.0	0.0	0.0	0.0	0.0	0.0	0.0	0.0	0.0	0.0
Meter Station	0.0	0.0	0.0	0.0	0.0	0.0	0.0	0.0	0.0	0.0	0.0	0.0	0.0
Other	0.0	0.0	0.0	0.0	0.0	0.0	0.0	0.0	0.0	0.0	0.0	0.0	0.0
Alberta Commercial	0.0	0.0	0.0	0.0	0.0	0.0	0.0	0.0	0.0	0.0	0.0	0.0	0.0
Alberta Industrial	0.0	0.0	0.0	0.0	0.0	0.0	0.0	0.0	0.0	0.0	0.0	0.0	0.0
Alberta Residential	0.0	0.0	0.0	0.0	0.0	0.0	0.0	0.0	0.0	0.0	0.0	0.0	0.0
Alberta Elec.Generation	0.0	0.0	0.0	0.0	0.0	0.0	0.0	0.0	0.0	0.0	0.0	0.0	0.0
Shrinkage													
Acid Gas	0.0	0.0	0.0	0.0	0.0	0.0	0.0	0.0	0.0	0.0	0.0	0.0	0.0
Other products	0.0	0.0	0.0	0.0	0.0	0.0	0.0	0.0	0.0	0.0	0.0	0.0	0.0
Fuel	8,870.8	8,521.9	8,979.9	0.0	0.0	0.0	0.0	0.0	0.0	0.0	0.0	0.0	26,372.6
Flared	0.0	0.0	0.0	0.0	0.0	0.0	0.0	0.0	0.0	0.0	0.0	0.0	0.0
Vented	0.0	0.0	0.0	0.0	0.0	0.0	0.0	0.0	0.0	0.0	0.0	0.0	0.0
Diff and Other	0.0	0.0	0.0	2,688.7	2,537.2	0.0	0.0	0.0	0.0	0.0	0.0	0.0	5,225.9
Process and Frac													
Pentanes Plus	30,468.3	32,802.5	26,464.8	38,626.5	32,664.5	0.0	0.0	0.0	0.0	0.0	0.0	0.0	161,026.6
Propane	87,690.8	92,412.0	77,658.9	98,613.3	87,528.3	0.0	0.0	0.0	0.0	0.0	0.0	0.0	443,903.3
Butanes	59,941.8	62,905.0	50,848.3	71,920.0	58,678.5	0.0	0.0	0.0	0.0	0.0	0.0	0.0	304,293.6
Ethane	113,816.5	123,387.9	112,355.7	129,257.4	134,411.0	0.0	0.0	0.0	0.0	0.0	0.0	0.0	613,228.5
NGL MIX	0.0	0.0	0.0	0.0	0.0	0.0	0.0	0.0	0.0	0.0	0.0	0.0	0.0
Sulphur	0.0	0.0	0.0	0.0	0.0	0.0	0.0	0.0	0.0	0.0	0.0	0.0	0.0
Sulphur Closing Inv	0.0	0.0	0.0	0.0	0.0	0.0	0.0	0.0	0.0	0.0	0.0	0.0	0.0

Unit of Measurement: Gas and Gas equivalent products: 1000m3, Liquids: m3, Sulphur: MTS

VPR6200

Facility ID ABGP0143633
Facility Licence # 13004

Facility Name Pembina Infra. & Logistics LP Frac 3
Facility Operator A68Y PEMBINA NGL

Production Month	202001	202002	202003	202004	202005	202006	202007	202008	202009	202010	202011	202012	Totals
Receipts													
Receipts from Alberta Facilities	8,121.8	8,077.5	8,330.4	7,826.7	7,379.7	0.0	0.0	0.0	0.0	0.0	0.0	0.0	39,736.1
Receipts from Non-Alberta Facilities	0.0	0.0	0.0	0.0	0.0	0.0	0.0	0.0	0.0	0.0	0.0	0.0	0.0
Dispositions													
Disposition													
Battery	0.0	0.0	0.0	0.0	0.0	0.0	0.0	0.0	0.0	0.0	0.0	0.0	0.0
Gas Gathering System	0.0	0.0	0.0	0.0	0.0	0.0	0.0	0.0	0.0	0.0	0.0	0.0	0.0
Gas Plant	6,001.0	5,982.3	6,318.2	0.0	0.0	0.0	0.0	0.0	0.0	0.0	0.0	0.0	18,301.5
Injection Facility	0.0	0.0	0.0	0.0	0.0	0.0	0.0	0.0	0.0	0.0	0.0	0.0	0.0
Meter Station	0.0	0.0	0.0	0.0	0.0	0.0	0.0	0.0	0.0	0.0	0.0	0.0	0.0
Other	0.0	0.0	0.0	0.0	0.0	0.0	0.0	0.0	0.0	0.0	0.0	0.0	0.0
Alberta Commercial	0.0	0.0	0.0	0.0	0.0	0.0	0.0	0.0	0.0	0.0	0.0	0.0	0.0
Alberta Industrial	0.0	0.0	0.0	0.0	0.0	0.0	0.0	0.0	0.0	0.0	0.0	0.0	0.0
Alberta Residential	0.0	0.0	0.0	0.0	0.0	0.0	0.0	0.0	0.0	0.0	0.0	0.0	0.0
Alberta Elec.Generation	0.0	0.0	0.0	0.0	0.0	0.0	0.0	0.0	0.0	0.0	0.0	0.0	0.0
Shrinkage													
Acid Gas	0.0	0.0	0.0	0.0	0.0	0.0	0.0	0.0	0.0	0.0	0.0	0.0	0.0
Other products	0.0	0.0	0.0	0.0	0.0	0.0	0.0	0.0	0.0	0.0	0.0	0.0	0.0
Fuel	2,120.8	2,095.2	2,012.2	0.0	0.0	0.0	0.0	0.0	0.0	0.0	0.0	0.0	6,228.2
Flared	0.0	0.0	0.0	0.0	0.0	0.0	0.0	0.0	0.0	0.0	0.0	0.0	0.0
Vented	0.0	0.0	0.0	0.0	0.0	0.0	0.0	0.0	0.0	0.0	0.0	0.0	0.0
Diff and Other	0.0	0.0	0.0	7,826.7	7,379.7	0.0	0.0	0.0	0.0	0.0	0.0	0.0	15,206.4
Process and Frac													
Pentanes Plus	33,366.6	33,439.1	31,672.3	37,182.1	35,122.5	0.0	0.0	0.0	0.0	0.0	0.0	0.0	170,782.6
Propane	59,436.3	58,091.3	56,229.4	60,230.3	49,994.4	0.0	0.0	0.0	0.0	0.0	0.0	0.0	283,981.7
Butanes	60,127.8	60,996.4	59,574.1	64,462.6	58,564.8	0.0	0.0	0.0	0.0	0.0	0.0	0.0	303,725.7
Ethane	0.0	0.0	0.0	0.0	0.0	0.0	0.0	0.0	0.0	0.0	0.0	0.0	0.0
NGL MIX	0.0	0.0	0.0	0.0	0.0	0.0	0.0	0.0	0.0	0.0	0.0	0.0	0.0
Sulphur	0.0	0.0	0.0	0.0	0.0	0.0	0.0	0.0	0.0	0.0	0.0	0.0	0.0
Sulphur Closing Inv	0.0	0.0	0.0	0.0	0.0	0.0	0.0	0.0	0.0	0.0	0.0	0.0	0.0

Unit of Measurement: Gas and Gas equivalent products: 1000m3, Liquids: m3, Sulphur: MTS

VPR6200

Facility ID ABGP0151188

Facility Name BRC 04-31-048-12W5 FRAC PLANT

Facility Licence # 11034

Facility Operator A74Y

Production Month	202001	202002	202003	202004	202005	202006	202007	202008	202009	202010	202011	202012	Totals
Receipts													
Receipts from Alberta Facilities	0.0	0.0	0.0	0.0	0.0	0.0	0.0	0.0	0.0	0.0	0.0	0.0	0.0
Receipts from Non-Alberta Facilities	0.0	0.0	0.0	0.0	0.0	0.0	0.0	0.0	0.0	0.0	0.0	0.0	0.0
Dispositions													
Disposition													
Battery	0.0	0.0	0.0	0.0	0.0	0.0	0.0	0.0	0.0	0.0	0.0	0.0	0.0
Gas Gathering System	0.0	0.0	0.0	0.0	0.0	0.0	0.0	0.0	0.0	0.0	0.0	0.0	0.0
Gas Plant	0.0	0.0	0.0	0.0	0.0	0.0	0.0	0.0	0.0	0.0	0.0	0.0	0.0
Injection Facility	0.0	0.0	0.0	0.0	0.0	0.0	0.0	0.0	0.0	0.0	0.0	0.0	0.0
Meter Station	0.0	0.0	0.0	0.0	0.0	0.0	0.0	0.0	0.0	0.0	0.0	0.0	0.0
Other	0.0	0.0	0.0	0.0	0.0	0.0	0.0	0.0	0.0	0.0	0.0	0.0	0.0
Alberta Commercial	0.0	0.0	0.0	0.0	0.0	0.0	0.0	0.0	0.0	0.0	0.0	0.0	0.0
Alberta Industrial	0.0	0.0	0.0	0.0	0.0	0.0	0.0	0.0	0.0	0.0	0.0	0.0	0.0
Alberta Residential	0.0	0.0	0.0	0.0	0.0	0.0	0.0	0.0	0.0	0.0	0.0	0.0	0.0
Alberta Elec.Generation	0.0	0.0	0.0	0.0	0.0	0.0	0.0	0.0	0.0	0.0	0.0	0.0	0.0
Shrinkage													
Acid Gas	0.0	0.0	0.0	0.0	0.0	0.0	0.0	0.0	0.0	0.0	0.0	0.0	0.0
Other products	0.0	0.0	0.0	0.0	0.0	0.0	0.0	0.0	0.0	0.0	0.0	0.0	0.0
Fuel	0.0	0.0	0.0	0.0	0.0	0.0	0.0	0.0	0.0	0.0	0.0	0.0	0.0
Flared	0.0	0.0	0.0	0.0	0.0	0.0	0.0	0.0	0.0	0.0	0.0	0.0	0.0
Vented	0.0	0.0	0.0	0.0	0.0	0.0	0.0	0.0	0.0	0.0	0.0	0.0	0.0
Diff and Other	0.0	0.0	0.0	0.0	0.0	0.0	0.0	0.0	0.0	0.0	0.0	0.0	0.0
Process and Frac													
Pentanes Plus	7,903.7	7,041.0	5,805.5	4,532.6	4,093.1	0.0	0.0	0.0	0.0	0.0	0.0	0.0	29,375.9
Propane	14,950.8	14,346.9	14,425.4	10,334.5	9,530.9	0.0	0.0	0.0	0.0	0.0	0.0	0.0	63,588.5
Butanes	17,501.6	8,277.4	15,346.1	13,420.1	7,710.6	0.0	0.0	0.0	0.0	0.0	0.0	0.0	62,255.8
Ethane	0.0	0.0	0.0	0.0	0.0	0.0	0.0	0.0	0.0	0.0	0.0	0.0	0.0
NGL MIX	0.0	0.0	0.0	0.0	0.0	0.0	0.0	0.0	0.0	0.0	0.0	0.0	0.0
Sulphur	0.0	0.0	0.0	0.0	0.0	0.0	0.0	0.0	0.0	0.0	0.0	0.0	0.0
Sulphur Closing Inv	0.0	0.0	0.0	0.0	0.0	0.0	0.0	0.0	0.0	0.0	0.0	0.0	0.0

Unit of Measurement: Gas and Gas equivalent products: 1000m3, Liquids: m3, Sulphur: MTS

VPR6200

Facility ID ABGS0002301

Facility Name GILBY GGS GROUP

Facility Licence # 8798

Facility Operator A7ME GAIN

Production Month	202001	202002	202003	202004	202005	202006	202007	202008	202009	202010	202011	202012	Totals
Receipts													
Receipts from Alberta Facilities	0.0	275.9	421.8	488.8	381.7	0.0	0.0	0.0	0.0	0.0	0.0	0.0	1,568.2
Receipts from Non-Alberta Facilities	0.0	0.0	0.0	0.0	0.0	0.0	0.0	0.0	0.0	0.0	0.0	0.0	0.0
Dispositions													
Disposition													
Battery	0.0	0.2	0.4	0.2	0.1	0.0	0.0	0.0	0.0	0.0	0.0	0.0	0.9
Gas Gathering System	0.0	234.0	368.8	453.5	358.8	0.0	0.0	0.0	0.0	0.0	0.0	0.0	1,415.1
Gas Plant	0.0	0.0	0.0	0.0	0.0	0.0	0.0	0.0	0.0	0.0	0.0	0.0	0.0
Injection Facility	0.0	0.0	0.0	0.0	0.0	0.0	0.0	0.0	0.0	0.0	0.0	0.0	0.0
Meter Station	0.0	0.0	0.0	0.0	0.0	0.0	0.0	0.0	0.0	0.0	0.0	0.0	0.0
Other	0.0	0.0	0.0	0.0	0.0	0.0	0.0	0.0	0.0	0.0	0.0	0.0	0.0
Alberta Commercial	0.0	0.0	0.0	0.0	0.0	0.0	0.0	0.0	0.0	0.0	0.0	0.0	0.0
Alberta Industrial	0.0	0.0	0.0	0.0	0.0	0.0	0.0	0.0	0.0	0.0	0.0	0.0	0.0
Alberta Residential	0.0	0.0	0.0	0.0	0.0	0.0	0.0	0.0	0.0	0.0	0.0	0.0	0.0
Alberta Elec.Generation	0.0	0.0	0.0	0.0	0.0	0.0	0.0	0.0	0.0	0.0	0.0	0.0	0.0
Shrinkage													
Acid Gas	0.0	0.0	0.0	0.0	0.0	0.0	0.0	0.0	0.0	0.0	0.0	0.0	0.0
Other products	0.0	0.5	0.4	1.4	1.3	0.0	0.0	0.0	0.0	0.0	0.0	0.0	3.6
Fuel	0.0	18.5	23.2	16.6	20.4	0.0	0.0	0.0	0.0	0.0	0.0	0.0	78.7
Flared	0.0	0.0	0.1	0.1	0.1	0.0	0.0	0.0	0.0	0.0	0.0	0.0	0.3
Vented	0.0	0.9	0.9	0.9	0.0	0.0	0.0	0.0	0.0	0.0	0.0	0.0	2.7
Diff and Other	0.0	21.8	28.0	16.1	1.0	0.0	0.0	0.0	0.0	0.0	0.0	0.0	66.9
Process and Frac													
Pentanes Plus	0.0	2.5	2.1	6.9	6.5	0.0	0.0	0.0	0.0	0.0	0.0	0.0	18.0
Propane	0.0	0.0	0.0	0.0	0.0	0.0	0.0	0.0	0.0	0.0	0.0	0.0	0.0
Butanes	0.0	0.0	0.0	0.0	0.0	0.0	0.0	0.0	0.0	0.0	0.0	0.0	0.0
Ethane	0.0	0.0	0.0	0.0	0.0	0.0	0.0	0.0	0.0	0.0	0.0	0.0	0.0
NGL MIX	0.0	0.0	0.0	0.0	0.0	0.0	0.0	0.0	0.0	0.0	0.0	0.0	0.0
Sulphur	0.0	0.0	0.0	0.0	0.0	0.0	0.0	0.0	0.0	0.0	0.0	0.0	0.0
Sulphur Closing Inv	0.0	0.0	0.0	0.0	0.0	0.0	0.0	0.0	0.0	0.0	0.0	0.0	0.0

Unit of Measurement: Gas and Gas equivalent products: 1000m3, Liquids: m3, Sulphur: MTS

VPR6200

Facility ID ABGS0002311

Facility Name CRESTAR THREE HILLS CREEK

Facility Licence # Not Licenced

Facility Operator A1GR PINE CLIFF

Production Month	202001	202002	202003	202004	202005	202006	202007	202008	202009	202010	202011	202012	Totals
Receipts													
Receipts from Alberta Facilities	1,845.8	1,813.7	1,927.1	1,875.8	1,753.9	0.0	0.0	0.0	0.0	0.0	0.0	0.0	9,216.3
Receipts from Non-Alberta Facilities	0.0	0.0	0.0	0.0	0.0	0.0	0.0	0.0	0.0	0.0	0.0	0.0	0.0
Dispositions													
Disposition													
Battery	0.0	0.0	0.0	0.0	0.0	0.0	0.0	0.0	0.0	0.0	0.0	0.0	0.0
Gas Gathering System	0.0	0.0	0.0	0.0	0.0	0.0	0.0	0.0	0.0	0.0	0.0	0.0	0.0
Gas Plant	1,740.7	1,839.8	1,937.2	1,739.4	1,610.9	0.0	0.0	0.0	0.0	0.0	0.0	0.0	8,868.0
Injection Facility	0.0	0.0	0.0	0.0	0.0	0.0	0.0	0.0	0.0	0.0	0.0	0.0	0.0
Meter Station	0.0	0.0	0.0	0.0	0.0	0.0	0.0	0.0	0.0	0.0	0.0	0.0	0.0
Other	0.0	0.0	0.0	0.0	0.0	0.0	0.0	0.0	0.0	0.0	0.0	0.0	0.0
Alberta Commercial	0.0	0.0	0.0	0.0	0.0	0.0	0.0	0.0	0.0	0.0	0.0	0.0	0.0
Alberta Industrial	0.0	0.0	0.0	0.0	0.0	0.0	0.0	0.0	0.0	0.0	0.0	0.0	0.0
Alberta Residential	0.0	0.0	0.0	0.0	0.0	0.0	0.0	0.0	0.0	0.0	0.0	0.0	0.0
Alberta Elec.Generation	0.0	0.0	0.0	0.0	0.0	0.0	0.0	0.0	0.0	0.0	0.0	0.0	0.0
Shrinkage													
Acid Gas	0.0	0.0	0.0	0.0	0.0	0.0	0.0	0.0	0.0	0.0	0.0	0.0	0.0
Other products	2.9	0.5	2.3	1.1	2.1	0.0	0.0	0.0	0.0	0.0	0.0	0.0	8.9
Fuel	134.3	130.3	144.2	135.6	141.4	0.0	0.0	0.0	0.0	0.0	0.0	0.0	685.8
Flared	0.0	0.0	0.0	0.0	0.0	0.0	0.0	0.0	0.0	0.0	0.0	0.0	0.0
Vented	0.0	0.0	0.0	0.0	0.0	0.0	0.0	0.0	0.0	0.0	0.0	0.0	0.0
Diff and Other	-32.1	-156.9	-156.6	-0.3	-0.5	0.0	0.0	0.0	0.0	0.0	0.0	0.0	-346.4
Process and Frac													
Pentanes Plus	14.0	2.6	10.9	5.2	10.0	0.0	0.0	0.0	0.0	0.0	0.0	0.0	42.7
Propane	0.0	0.0	0.0	0.0	0.0	0.0	0.0	0.0	0.0	0.0	0.0	0.0	0.0
Butanes	0.0	0.0	0.0	0.0	0.0	0.0	0.0	0.0	0.0	0.0	0.0	0.0	0.0
Ethane	0.0	0.0	0.0	0.0	0.0	0.0	0.0	0.0	0.0	0.0	0.0	0.0	0.0
NGL MIX	0.0	0.0	0.0	0.0	0.0	0.0	0.0	0.0	0.0	0.0	0.0	0.0	0.0
Sulphur	0.0	0.0	0.0	0.0	0.0	0.0	0.0	0.0	0.0	0.0	0.0	0.0	0.0
Sulphur Closing Inv	0.0	0.0	0.0	0.0	0.0	0.0	0.0	0.0	0.0	0.0	0.0	0.0	0.0

Unit of Measurement: Gas and Gas equivalent products: 1000m3, Liquids: m3, Sulphur: MTS

VPR6200

Facility ID ABGS0002314
Facility Licence # Not Licenced

Facility Name TRI LINK GILBY
Facility Operator A5D4 CVE

Production Month	202001	202002	202003	202004	202005	202006	202007	202008	202009	202010	202011	202012	Totals
Receipts													
Receipts from Alberta Facilities	7,582.3	7,294.5	7,834.5	7,399.8	7,562.1	0.0	0.0	0.0	0.0	0.0	0.0	0.0	37,673.2
Receipts from Non-Alberta Facilities	0.0	0.0	0.0	0.0	0.0	0.0	0.0	0.0	0.0	0.0	0.0	0.0	0.0
Dispositions													
Disposition													
Battery	0.0	0.0	0.0	0.0	0.0	0.0	0.0	0.0	0.0	0.0	0.0	0.0	0.0
Gas Gathering System	7,273.5	7,008.5	7,510.2	7,094.2	7,266.0	0.0	0.0	0.0	0.0	0.0	0.0	0.0	36,152.4
Gas Plant	0.0	0.0	0.0	0.0	0.0	0.0	0.0	0.0	0.0	0.0	0.0	0.0	0.0
Injection Facility	0.0	0.0	0.0	0.0	0.0	0.0	0.0	0.0	0.0	0.0	0.0	0.0	0.0
Meter Station	0.0	0.0	0.0	0.0	0.0	0.0	0.0	0.0	0.0	0.0	0.0	0.0	0.0
Other	0.0	0.0	0.0	0.0	0.0	0.0	0.0	0.0	0.0	0.0	0.0	0.0	0.0
Alberta Commercial	0.0	0.0	0.0	0.0	0.0	0.0	0.0	0.0	0.0	0.0	0.0	0.0	0.0
Alberta Industrial	0.0	0.0	0.0	0.0	0.0	0.0	0.0	0.0	0.0	0.0	0.0	0.0	0.0
Alberta Residential	0.0	0.0	0.0	0.0	0.0	0.0	0.0	0.0	0.0	0.0	0.0	0.0	0.0
Alberta Elec.Generation	0.0	0.0	0.0	0.0	0.0	0.0	0.0	0.0	0.0	0.0	0.0	0.0	0.0
Shrinkage													
Acid Gas	0.0	0.0	0.0	0.0	0.0	0.0	0.0	0.0	0.0	0.0	0.0	0.0	0.0
Other products	14.2	9.0	7.2	3.6	7.7	0.0	0.0	0.0	0.0	0.0	0.0	0.0	41.7
Fuel	376.5	397.4	414.2	428.1	444.2	0.0	0.0	0.0	0.0	0.0	0.0	0.0	2,060.4
Flared	8.5	7.4	8.1	3.1	13.2	0.0	0.0	0.0	0.0	0.0	0.0	0.0	40.3
Vented	11.1	10.8	10.6	9.6	9.2	0.0	0.0	0.0	0.0	0.0	0.0	0.0	51.3
Diff and Other	-101.5	-138.6	-115.8	-138.8	-178.2	0.0	0.0	0.0	0.0	0.0	0.0	0.0	-672.9
Process and Frac													
Pentanes Plus	68.9	43.6	34.6	17.6	37.3	0.0	0.0	0.0	0.0	0.0	0.0	0.0	202.0
Propane	0.0	0.0	0.0	0.0	0.0	0.0	0.0	0.0	0.0	0.0	0.0	0.0	0.0
Butanes	0.0	0.0	0.0	0.0	0.0	0.0	0.0	0.0	0.0	0.0	0.0	0.0	0.0
Ethane	0.0	0.0	0.0	0.0	0.0	0.0	0.0	0.0	0.0	0.0	0.0	0.0	0.0
NGL MIX	0.0	0.0	0.0	0.0	0.0	0.0	0.0	0.0	0.0	0.0	0.0	0.0	0.0
Sulphur	0.0	0.0	0.0	0.0	0.0	0.0	0.0	0.0	0.0	0.0	0.0	0.0	0.0
Sulphur Closing Inv	0.0	0.0	0.0	0.0	0.0	0.0	0.0	0.0	0.0	0.0	0.0	0.0	0.0

Unit of Measurement: Gas and Gas equivalent products: 1000m3, Liquids: m3, Sulphur: MTS

VPR6200

Facility ID ABGS0002335

Facility Name BONAVIDA SOUTH ELKTON GGS

Facility Licence # 23119

Facility Operator A5RX BEC

Production Month	202001	202002	202003	202004	202005	202006	202007	202008	202009	202010	202011	202012	Totals
SHUTIN													
Receipts													
Receipts from Alberta Facilities	704.9	716.6	749.0	641.2	0.0	0.0	0.0	0.0	0.0	0.0	0.0	0.0	2,811.7
Receipts from Non-Alberta Facilities	0.0	0.0	0.0	0.0	0.0	0.0	0.0	0.0	0.0	0.0	0.0	0.0	0.0
Dispositions													
Disposition													
Battery	0.0	0.0	0.0	0.0	0.0	0.0	0.0	0.0	0.0	0.0	0.0	0.0	0.0
Gas Gathering System	610.0	592.6	629.3	551.5	0.0	0.0	0.0	0.0	0.0	0.0	0.0	0.0	2,383.4
Gas Plant	0.0	0.0	0.0	0.0	0.0	0.0	0.0	0.0	0.0	0.0	0.0	0.0	0.0
Injection Facility	0.0	0.0	0.0	0.0	0.0	0.0	0.0	0.0	0.0	0.0	0.0	0.0	0.0
Meter Station	0.0	0.0	0.0	0.0	0.0	0.0	0.0	0.0	0.0	0.0	0.0	0.0	0.0
Other	0.0	0.0	0.0	0.0	0.0	0.0	0.0	0.0	0.0	0.0	0.0	0.0	0.0
Alberta Commercial	0.0	0.0	0.0	0.0	0.0	0.0	0.0	0.0	0.0	0.0	0.0	0.0	0.0
Alberta Industrial	0.0	0.0	0.0	0.0	0.0	0.0	0.0	0.0	0.0	0.0	0.0	0.0	0.0
Alberta Residential	0.0	0.0	0.0	0.0	0.0	0.0	0.0	0.0	0.0	0.0	0.0	0.0	0.0
Alberta Elec.Generation	0.0	0.0	0.0	0.0	0.0	0.0	0.0	0.0	0.0	0.0	0.0	0.0	0.0
Shrinkage													
Acid Gas	0.0	0.0	0.0	0.0	0.0	0.0	0.0	0.0	0.0	0.0	0.0	0.0	0.0
Other products	0.0	5.5	3.1	7.9	0.0	0.0	0.0	0.0	0.0	0.0	0.0	0.0	16.5
Fuel	72.5	67.0	68.4	53.8	0.0	0.0	0.0	0.0	0.0	0.0	0.0	0.0	261.7
Flared	4.8	4.7	5.0	0.0	0.0	0.0	0.0	0.0	0.0	0.0	0.0	0.0	14.5
Vented	0.8	0.0	0.7	0.6	0.0	0.0	0.0	0.0	0.0	0.0	0.0	0.0	2.1
Diff and Other	16.8	46.8	42.5	27.4	0.0	0.0	0.0	0.0	0.0	0.0	0.0	0.0	133.5
Process and Frac													
Pentanes Plus	0.0	26.6	15.0	38.3	0.0	0.0	0.0	0.0	0.0	0.0	0.0	0.0	79.9
Propane	0.0	0.0	0.0	0.0	0.0	0.0	0.0	0.0	0.0	0.0	0.0	0.0	0.0
Butanes	0.0	0.0	0.0	0.0	0.0	0.0	0.0	0.0	0.0	0.0	0.0	0.0	0.0
Ethane	0.0	0.0	0.0	0.0	0.0	0.0	0.0	0.0	0.0	0.0	0.0	0.0	0.0
NGL MIX	0.0	0.0	0.0	0.0	0.0	0.0	0.0	0.0	0.0	0.0	0.0	0.0	0.0
Sulphur	0.0	0.0	0.0	0.0	0.0	0.0	0.0	0.0	0.0	0.0	0.0	0.0	0.0
Sulphur Closing Inv	0.0	0.0	0.0	0.0	0.0	0.0	0.0	0.0	0.0	0.0	0.0	0.0	0.0

Unit of Measurement: Gas and Gas equivalent products: 1000m3, Liquids: m3, Sulphur: MTS

VPR6200

Facility ID ABGS0002350
Facility Licence # 20645

Facility Name LONE PINE CREEK
Facility Operator A2TG TQN

Production Month	202001	202002	202003	202004	202005	202006	202007	202008	202009	202010	202011	202012	Totals
Receipts													
Receipts from Alberta Facilities	5,275.9	5,591.2	5,463.1	5,385.3	4,974.9	0.0	0.0	0.0	0.0	0.0	0.0	0.0	26,690.4
Receipts from Non-Alberta Facilities	0.0	0.0	0.0	0.0	0.0	0.0	0.0	0.0	0.0	0.0	0.0	0.0	0.0
Dispositions													
Disposition													
Battery	0.0	0.0	0.0	0.0	0.0	0.0	0.0	0.0	0.0	0.0	0.0	0.0	0.0
Gas Gathering System	4,747.4	4,893.4	5,047.6	5,034.1	4,576.8	0.0	0.0	0.0	0.0	0.0	0.0	0.0	24,299.3
Gas Plant	0.0	0.0	0.0	0.0	0.0	0.0	0.0	0.0	0.0	0.0	0.0	0.0	0.0
Injection Facility	0.0	0.0	0.0	0.0	0.0	0.0	0.0	0.0	0.0	0.0	0.0	0.0	0.0
Meter Station	0.0	0.0	0.0	0.0	0.0	0.0	0.0	0.0	0.0	0.0	0.0	0.0	0.0
Other	0.0	0.0	0.0	0.0	0.0	0.0	0.0	0.0	0.0	0.0	0.0	0.0	0.0
Alberta Commercial	0.0	0.0	0.0	0.0	0.0	0.0	0.0	0.0	0.0	0.0	0.0	0.0	0.0
Alberta Industrial	0.0	0.0	0.0	0.0	0.0	0.0	0.0	0.0	0.0	0.0	0.0	0.0	0.0
Alberta Residential	0.0	0.0	0.0	0.0	0.0	0.0	0.0	0.0	0.0	0.0	0.0	0.0	0.0
Alberta Elec.Generation	0.0	0.0	0.0	0.0	0.0	0.0	0.0	0.0	0.0	0.0	0.0	0.0	0.0
Shrinkage													
Acid Gas	0.0	0.0	0.0	0.0	0.0	0.0	0.0	0.0	0.0	0.0	0.0	0.0	0.0
Other products	10.1	0.0	5.4	1.6	4.4	0.0	0.0	0.0	0.0	0.0	0.0	0.0	21.5
Fuel	278.8	269.6	287.5	312.2	279.9	0.0	0.0	0.0	0.0	0.0	0.0	0.0	1,428.0
Flared	6.3	0.7	4.2	46.5	47.0	0.0	0.0	0.0	0.0	0.0	0.0	0.0	104.7
Vented	0.1	0.1	0.1	0.1	0.1	0.0	0.0	0.0	0.0	0.0	0.0	0.0	0.5
Diff and Other	233.2	427.4	118.3	-9.2	66.7	0.0	0.0	0.0	0.0	0.0	0.0	0.0	836.4
Process and Frac													
Pentanes Plus	48.9	0.0	26.0	7.5	21.3	0.0	0.0	0.0	0.0	0.0	0.0	0.0	103.7
Propane	0.0	0.0	0.0	0.0	0.0	0.0	0.0	0.0	0.0	0.0	0.0	0.0	0.0
Butanes	0.0	0.0	0.0	0.0	0.0	0.0	0.0	0.0	0.0	0.0	0.0	0.0	0.0
Ethane	0.0	0.0	0.0	0.0	0.0	0.0	0.0	0.0	0.0	0.0	0.0	0.0	0.0
NGL MIX	0.0	0.0	0.0	0.0	0.0	0.0	0.0	0.0	0.0	0.0	0.0	0.0	0.0
Sulphur	0.0	0.0	0.0	0.0	0.0	0.0	0.0	0.0	0.0	0.0	0.0	0.0	0.0
Sulphur Closing Inv	0.0	0.0	0.0	0.0	0.0	0.0	0.0	0.0	0.0	0.0	0.0	0.0	0.0

Unit of Measurement: Gas and Gas equivalent products: 1000m3, Liquids: m3, Sulphur: MTS

VPR6200

Facility ID ABGS0002374

Facility Name AMOCO SOUTH CAROLINE

Facility Licence # 4775

Facility Operator A5RX BEC

Production Month	202001	202002	202003	202004	202005	202006	202007	202008	202009	202010	202011	202012	Totals
Receipts													
Receipts from Alberta Facilities	10,310.1	10,385.9	11,358.4	6,209.4	6,072.4	0.0	0.0	0.0	0.0	0.0	0.0	0.0	44,336.2
Receipts from Non-Alberta Facilities	0.0	0.0	0.0	0.0	0.0	0.0	0.0	0.0	0.0	0.0	0.0	0.0	0.0
Dispositions													
Disposition													
Battery	0.0	0.0	0.0	0.0	0.0	0.0	0.0	0.0	0.0	0.0	0.0	0.0	0.0
Gas Gathering System	9,999.9	10,400.1	11,166.8	6,357.3	6,217.2	0.0	0.0	0.0	0.0	0.0	0.0	0.0	44,141.3
Gas Plant	0.0	0.0	0.0	0.0	0.0	0.0	0.0	0.0	0.0	0.0	0.0	0.0	0.0
Injection Facility	0.0	0.0	0.0	0.0	0.0	0.0	0.0	0.0	0.0	0.0	0.0	0.0	0.0
Meter Station	0.0	0.0	0.0	0.0	0.0	0.0	0.0	0.0	0.0	0.0	0.0	0.0	0.0
Other	0.0	0.0	0.0	0.0	0.0	0.0	0.0	0.0	0.0	0.0	0.0	0.0	0.0
Alberta Commercial	0.0	0.0	0.0	0.0	0.0	0.0	0.0	0.0	0.0	0.0	0.0	0.0	0.0
Alberta Industrial	0.0	0.0	0.0	0.0	0.0	0.0	0.0	0.0	0.0	0.0	0.0	0.0	0.0
Alberta Residential	0.0	0.0	0.0	0.0	0.0	0.0	0.0	0.0	0.0	0.0	0.0	0.0	0.0
Alberta Elec.Generation	0.0	0.0	0.0	0.0	0.0	0.0	0.0	0.0	0.0	0.0	0.0	0.0	0.0
Shrinkage													
Acid Gas	0.0	0.0	0.0	0.0	0.0	0.0	0.0	0.0	0.0	0.0	0.0	0.0	0.0
Other products	5.1	0.0	1.3	0.0	0.0	0.0	0.0	0.0	0.0	0.0	0.0	0.0	6.4
Fuel	276.4	310.0	338.1	220.5	177.4	0.0	0.0	0.0	0.0	0.0	0.0	0.0	1,322.4
Flared	33.5	11.3	17.3	4.0	3.7	0.0	0.0	0.0	0.0	0.0	0.0	0.0	69.8
Vented	0.0	0.0	0.0	0.0	0.0	0.0	0.0	0.0	0.0	0.0	0.0	0.0	0.0
Diff and Other	-4.8	-335.5	-165.1	-372.4	-325.9	0.0	0.0	0.0	0.0	0.0	0.0	0.0	-1,203.7
Process and Frac													
Pentanes Plus	24.6	0.0	6.1	0.0	0.0	0.0	0.0	0.0	0.0	0.0	0.0	0.0	30.7
Propane	0.0	0.0	0.0	0.0	0.0	0.0	0.0	0.0	0.0	0.0	0.0	0.0	0.0
Butanes	0.0	0.0	0.0	0.0	0.0	0.0	0.0	0.0	0.0	0.0	0.0	0.0	0.0
Ethane	0.0	0.0	0.0	0.0	0.0	0.0	0.0	0.0	0.0	0.0	0.0	0.0	0.0
NGL MIX	0.0	0.0	0.0	0.0	0.0	0.0	0.0	0.0	0.0	0.0	0.0	0.0	0.0
Sulphur	0.0	0.0	0.0	0.0	0.0	0.0	0.0	0.0	0.0	0.0	0.0	0.0	0.0
Sulphur Closing Inv	0.0	0.0	0.0	0.0	0.0	0.0	0.0	0.0	0.0	0.0	0.0	0.0	0.0

Unit of Measurement: Gas and Gas equivalent products: 1000m3, Liquids: m3, Sulphur: MTS

VPR6200

Facility ID ABGS0002385
Facility Licence # Not Licenced

Facility Name DEVON FERRIER
Facility Operator OHE9 CNRL

Production Month	202001	202002	202003	202004	202005	202006	202007	202008	202009	202010	202011	202012	Totals
Receipts													
Receipts from Alberta Facilities	11,027.6	9,657.7	9,571.0	7,824.4	8,261.7	0.0	0.0	0.0	0.0	0.0	0.0	0.0	46,342.4
Receipts from Non-Alberta Facilities	0.0	0.0	0.0	0.0	0.0	0.0	0.0	0.0	0.0	0.0	0.0	0.0	0.0
Dispositions													
Disposition													
Battery	0.0	0.0	0.0	0.0	0.0	0.0	0.0	0.0	0.0	0.0	0.0	0.0	0.0
Gas Gathering System	0.0	0.0	0.0	0.0	0.0	0.0	0.0	0.0	0.0	0.0	0.0	0.0	0.0
Gas Plant	11,314.8	9,948.3	9,751.7	7,956.7	8,436.1	0.0	0.0	0.0	0.0	0.0	0.0	0.0	47,407.6
Injection Facility	0.0	0.0	0.0	0.0	0.0	0.0	0.0	0.0	0.0	0.0	0.0	0.0	0.0
Meter Station	0.0	0.0	0.0	0.0	0.0	0.0	0.0	0.0	0.0	0.0	0.0	0.0	0.0
Other	0.0	0.0	0.0	0.0	0.0	0.0	0.0	0.0	0.0	0.0	0.0	0.0	0.0
Alberta Commercial	0.0	0.0	0.0	0.0	0.0	0.0	0.0	0.0	0.0	0.0	0.0	0.0	0.0
Alberta Industrial	0.0	0.0	0.0	0.0	0.0	0.0	0.0	0.0	0.0	0.0	0.0	0.0	0.0
Alberta Residential	0.0	0.0	0.0	0.0	0.0	0.0	0.0	0.0	0.0	0.0	0.0	0.0	0.0
Alberta Elec.Generation	0.0	0.0	0.0	0.0	0.0	0.0	0.0	0.0	0.0	0.0	0.0	0.0	0.0
Shrinkage													
Acid Gas	0.0	0.0	0.0	0.0	0.0	0.0	0.0	0.0	0.0	0.0	0.0	0.0	0.0
Other products	51.9	50.6	75.3	68.3	71.2	0.0	0.0	0.0	0.0	0.0	0.0	0.0	317.3
Fuel	0.0	0.0	0.0	0.0	0.0	0.0	0.0	0.0	0.0	0.0	0.0	0.0	0.0
Flared	0.0	0.0	0.0	0.0	0.0	0.0	0.0	0.0	0.0	0.0	0.0	0.0	0.0
Vented	0.0	0.0	0.0	0.0	0.0	0.0	0.0	0.0	0.0	0.0	0.0	0.0	0.0
Diff and Other	-339.1	-341.2	-256.0	-200.6	-245.6	0.0	0.0	0.0	0.0	0.0	0.0	0.0	-1,382.5
Process and Frac													
Pentanes Plus	251.1	244.7	364.4	330.6	344.4	0.0	0.0	0.0	0.0	0.0	0.0	0.0	1,535.2
Propane	0.0	0.0	0.0	0.0	0.0	0.0	0.0	0.0	0.0	0.0	0.0	0.0	0.0
Butanes	0.0	0.0	0.0	0.0	0.0	0.0	0.0	0.0	0.0	0.0	0.0	0.0	0.0
Ethane	0.0	0.0	0.0	0.0	0.0	0.0	0.0	0.0	0.0	0.0	0.0	0.0	0.0
NGL MIX	0.0	0.0	0.0	0.0	0.0	0.0	0.0	0.0	0.0	0.0	0.0	0.0	0.0
Sulphur	0.0	0.0	0.0	0.0	0.0	0.0	0.0	0.0	0.0	0.0	0.0	0.0	0.0
Sulphur Closing Inv	0.0	0.0	0.0	0.0	0.0	0.0	0.0	0.0	0.0	0.0	0.0	0.0	0.0

Unit of Measurement: Gas and Gas equivalent products: 1000m3, Liquids: m3, Sulphur: MTS

VPR6200

Facility ID ABGS0002387

Facility Name BAYTEX DRUMHELLER

Facility Licence # 21696

Facility Operator A517 LONG RUN

Production Month	202001	202002	202003	202004	202005	202006	202007	202008	202009	202010	202011	202012	Totals
Receipts													
Receipts from Alberta Facilities	805.9	685.7	721.4	691.3	416.7	0.0	0.0	0.0	0.0	0.0	0.0	0.0	3,321.0
Receipts from Non-Alberta Facilities	0.0	0.0	0.0	0.0	0.0	0.0	0.0	0.0	0.0	0.0	0.0	0.0	0.0
Dispositions													
Disposition													
Battery	0.0	0.0	0.0	0.0	0.0	0.0	0.0	0.0	0.0	0.0	0.0	0.0	0.0
Gas Gathering System	0.0	0.0	0.0	0.0	0.0	0.0	0.0	0.0	0.0	0.0	0.0	0.0	0.0
Gas Plant	0.0	0.0	0.0	0.0	0.0	0.0	0.0	0.0	0.0	0.0	0.0	0.0	0.0
Injection Facility	0.0	0.0	0.0	0.0	0.0	0.0	0.0	0.0	0.0	0.0	0.0	0.0	0.0
Meter Station	758.6	618.5	640.9	616.9	378.3	0.0	0.0	0.0	0.0	0.0	0.0	0.0	3,013.2
Other	0.0	0.0	0.0	0.0	0.0	0.0	0.0	0.0	0.0	0.0	0.0	0.0	0.0
Alberta Commercial	0.0	0.0	0.0	0.0	0.0	0.0	0.0	0.0	0.0	0.0	0.0	0.0	0.0
Alberta Industrial	0.0	0.0	0.0	0.0	0.0	0.0	0.0	0.0	0.0	0.0	0.0	0.0	0.0
Alberta Residential	0.0	0.0	0.0	0.0	0.0	0.0	0.0	0.0	0.0	0.0	0.0	0.0	0.0
Alberta Elec.Generation	0.0	0.0	0.0	0.0	0.0	0.0	0.0	0.0	0.0	0.0	0.0	0.0	0.0
Shrinkage													
Acid Gas	0.0	0.0	0.0	0.0	0.0	0.0	0.0	0.0	0.0	0.0	0.0	0.0	0.0
Other products	10.2	9.1	7.9	8.8	4.2	0.0	0.0	0.0	0.0	0.0	0.0	0.0	40.2
Fuel	55.8	51.1	51.7	50.0	34.0	0.0	0.0	0.0	0.0	0.0	0.0	0.0	242.6
Flared	0.0	0.0	0.0	0.0	0.0	0.0	0.0	0.0	0.0	0.0	0.0	0.0	0.0
Vented	4.3	4.0	3.5	3.4	2.3	0.0	0.0	0.0	0.0	0.0	0.0	0.0	17.5
Diff and Other	-23.0	3.0	17.4	12.2	-2.1	0.0	0.0	0.0	0.0	0.0	0.0	0.0	7.5
Process and Frac													
Pentanes Plus	49.4	44.0	38.3	42.6	20.5	0.0	0.0	0.0	0.0	0.0	0.0	0.0	194.8
Propane	0.0	0.0	0.0	0.0	0.0	0.0	0.0	0.0	0.0	0.0	0.0	0.0	0.0
Butanes	0.0	0.0	0.0	0.0	0.0	0.0	0.0	0.0	0.0	0.0	0.0	0.0	0.0
Ethane	0.0	0.0	0.0	0.0	0.0	0.0	0.0	0.0	0.0	0.0	0.0	0.0	0.0
NGL MIX	0.0	0.0	0.0	0.0	0.0	0.0	0.0	0.0	0.0	0.0	0.0	0.0	0.0
Sulphur	0.0	0.0	0.0	0.0	0.0	0.0	0.0	0.0	0.0	0.0	0.0	0.0	0.0
Sulphur Closing Inv	0.0	0.0	0.0	0.0	0.0	0.0	0.0	0.0	0.0	0.0	0.0	0.0	0.0

Unit of Measurement: Gas and Gas equivalent products: 1000m3, Liquids: m3, Sulphur: MTS

VPR6200

Facility ID ABGS0002419

Facility Name PETRO-CAN WEST GOLD CREEK

Facility Licence # Not Licenced

Facility Operator OHE9 CNRL

Production Month	202001	202002	202003	202004	202005	202006	202007	202008	202009	202010	202011	202012	Totals
Receipts													
Receipts from Alberta Facilities	3,512.9	3,929.0	4,293.7	4,162.8	4,281.2	0.0	0.0	0.0	0.0	0.0	0.0	0.0	20,179.6
Receipts from Non-Alberta Facilities	0.0	0.0	0.0	0.0	0.0	0.0	0.0	0.0	0.0	0.0	0.0	0.0	0.0
Dispositions													
Disposition Battery	3,245.9	3,739.5	4,206.0	3,707.2	3,986.1	0.0	0.0	0.0	0.0	0.0	0.0	0.0	18,884.7
Gas Gathering System	0.0	0.0	0.0	0.0	0.0	0.0	0.0	0.0	0.0	0.0	0.0	0.0	0.0
Gas Plant	0.0	0.0	0.0	0.0	0.0	0.0	0.0	0.0	0.0	0.0	0.0	0.0	0.0
Injection Facility	0.0	0.0	0.0	0.0	0.0	0.0	0.0	0.0	0.0	0.0	0.0	0.0	0.0
Meter Station	0.0	0.0	0.0	0.0	0.0	0.0	0.0	0.0	0.0	0.0	0.0	0.0	0.0
Other	18.9	12.2	14.9	12.6	11.7	0.0	0.0	0.0	0.0	0.0	0.0	0.0	70.3
Alberta Commercial	0.0	0.0	0.0	0.0	0.0	0.0	0.0	0.0	0.0	0.0	0.0	0.0	0.0
Alberta Industrial	0.0	0.0	0.0	0.0	0.0	0.0	0.0	0.0	0.0	0.0	0.0	0.0	0.0
Alberta Residential	0.0	0.0	0.0	0.0	0.0	0.0	0.0	0.0	0.0	0.0	0.0	0.0	0.0
Alberta Elec.Generation	0.0	0.0	0.0	0.0	0.0	0.0	0.0	0.0	0.0	0.0	0.0	0.0	0.0
Shrinkage Acid Gas	0.0	0.0	0.0	0.0	0.0	0.0	0.0	0.0	0.0	0.0	0.0	0.0	0.0
Other products	0.0	0.0	5.5	3.9	6.5	0.0	0.0	0.0	0.0	0.0	0.0	0.0	15.9
Fuel	165.9	180.0	201.4	190.7	184.3	0.0	0.0	0.0	0.0	0.0	0.0	0.0	922.3
Flared	0.0	0.0	0.0	0.0	0.0	0.0	0.0	0.0	0.0	0.0	0.0	0.0	0.0
Vented	0.1	0.2	0.2	1.3	2.3	0.0	0.0	0.0	0.0	0.0	0.0	0.0	4.1
Diff and Other	82.1	-2.9	-134.3	247.1	90.3	0.0	0.0	0.0	0.0	0.0	0.0	0.0	282.3
Process and Frac													
Pentanes Plus	0.0	0.0	26.6	19.0	31.3	0.0	0.0	0.0	0.0	0.0	0.0	0.0	76.9
Propane	0.0	0.0	0.0	0.0	0.0	0.0	0.0	0.0	0.0	0.0	0.0	0.0	0.0
Butanes	0.0	0.0	0.0	0.0	0.0	0.0	0.0	0.0	0.0	0.0	0.0	0.0	0.0
Ethane	0.0	0.0	0.0	0.0	0.0	0.0	0.0	0.0	0.0	0.0	0.0	0.0	0.0
NGL MIX	0.0	0.0	0.0	0.0	0.0	0.0	0.0	0.0	0.0	0.0	0.0	0.0	0.0
Sulphur	0.0	0.0	0.0	0.0	0.0	0.0	0.0	0.0	0.0	0.0	0.0	0.0	0.0
Sulphur Closing Inv	0.0	0.0	0.0	0.0	0.0	0.0	0.0	0.0	0.0	0.0	0.0	0.0	0.0

Unit of Measurement: Gas and Gas equivalent products: 1000m3, Liquids: m3, Sulphur: MTS

VPR6200

Facility ID ABGS0002437

Facility Name PENGROWTH SWAN HILLS

Facility Licence # Not Licenced

Facility Operator A7GH ACCEL

Production Month	202001	202002	202003	202004	202005	202006	202007	202008	202009	202010	202011	202012	Totals
Receipts													
Receipts from Alberta Facilities	5,530.8	5,263.0	5,660.2	4,326.1	4,236.7	0.0	0.0	0.0	0.0	0.0	0.0	0.0	25,016.8
Receipts from Non-Alberta Facilities	0.0	0.0	0.0	0.0	0.0	0.0	0.0	0.0	0.0	0.0	0.0	0.0	0.0
Dispositions													
Disposition													
Battery	0.0	0.0	0.0	0.0	0.0	0.0	0.0	0.0	0.0	0.0	0.0	0.0	0.0
Gas Gathering System	0.0	0.0	0.0	0.0	0.0	0.0	0.0	0.0	0.0	0.0	0.0	0.0	0.0
Gas Plant	5,834.9	5,384.5	5,595.3	4,018.6	3,859.5	0.0	0.0	0.0	0.0	0.0	0.0	0.0	24,692.8
Injection Facility	0.0	0.0	0.0	0.0	0.0	0.0	0.0	0.0	0.0	0.0	0.0	0.0	0.0
Meter Station	0.0	0.0	0.0	0.0	0.0	0.0	0.0	0.0	0.0	0.0	0.0	0.0	0.0
Other	0.0	0.0	0.0	0.0	0.0	0.0	0.0	0.0	0.0	0.0	0.0	0.0	0.0
Alberta Commercial	0.0	0.0	0.0	0.0	0.0	0.0	0.0	0.0	0.0	0.0	0.0	0.0	0.0
Alberta Industrial	0.0	0.0	0.0	0.0	0.0	0.0	0.0	0.0	0.0	0.0	0.0	0.0	0.0
Alberta Residential	0.0	0.0	0.0	0.0	0.0	0.0	0.0	0.0	0.0	0.0	0.0	0.0	0.0
Alberta Elec.Generation	0.0	0.0	0.0	0.0	0.0	0.0	0.0	0.0	0.0	0.0	0.0	0.0	0.0
Shrinkage													
Acid Gas	0.0	0.0	0.0	0.0	0.0	0.0	0.0	0.0	0.0	0.0	0.0	0.0	0.0
Other products	20.1	35.3	17.4	25.2	30.0	0.0	0.0	0.0	0.0	0.0	0.0	0.0	128.0
Fuel	0.0	0.0	0.0	0.0	0.0	0.0	0.0	0.0	0.0	0.0	0.0	0.0	0.0
Flared	97.9	51.5	51.5	23.3	16.3	0.0	0.0	0.0	0.0	0.0	0.0	0.0	240.5
Vented	0.0	0.0	0.0	0.0	0.0	0.0	0.0	0.0	0.0	0.0	0.0	0.0	0.0
Diff and Other	-422.1	-208.3	-4.0	259.0	330.9	0.0	0.0	0.0	0.0	0.0	0.0	0.0	-44.5
Process and Frac													
Pentanes Plus	97.4	170.6	84.1	121.9	145.3	0.0	0.0	0.0	0.0	0.0	0.0	0.0	619.3
Propane	0.0	0.0	0.0	0.0	0.0	0.0	0.0	0.0	0.0	0.0	0.0	0.0	0.0
Butanes	0.0	0.0	0.0	0.0	0.0	0.0	0.0	0.0	0.0	0.0	0.0	0.0	0.0
Ethane	0.0	0.0	0.0	0.0	0.0	0.0	0.0	0.0	0.0	0.0	0.0	0.0	0.0
NGL MIX	0.0	0.0	0.0	0.0	0.0	0.0	0.0	0.0	0.0	0.0	0.0	0.0	0.0
Sulphur	0.0	0.0	0.0	0.0	0.0	0.0	0.0	0.0	0.0	0.0	0.0	0.0	0.0
Sulphur Closing Inv	0.0	0.0	0.0	0.0	0.0	0.0	0.0	0.0	0.0	0.0	0.0	0.0	0.0

Unit of Measurement: Gas and Gas equivalent products: 1000m3, Liquids: m3, Sulphur: MTS

VPR6200

Facility ID ABGS0002438

Facility Name ACCEL ENERGY SOUTH SWAN HILLS

Facility Licence # 20779

Facility Operator A7GH ACCEL

Production Month	202001	202002	202003	202004	202005	202006	202007	202008	202009	202010	202011	202012	Totals
Receipts													
Receipts from Alberta Facilities	7,804.8	7,528.2	8,055.7	7,323.7	6,382.4	0.0	0.0	0.0	0.0	0.0	0.0	0.0	37,094.8
Receipts from Non-Alberta Facilities	0.0	0.0	0.0	0.0	0.0	0.0	0.0	0.0	0.0	0.0	0.0	0.0	0.0
Dispositions													
Disposition													
Battery	1,272.8	1,065.5	1,088.3	1,017.5	990.4	0.0	0.0	0.0	0.0	0.0	0.0	0.0	5,434.5
Gas Gathering System	0.0	0.0	0.0	0.0	0.0	0.0	0.0	0.0	0.0	0.0	0.0	0.0	0.0
Gas Plant	5,294.2	5,323.5	5,617.8	5,069.9	4,195.0	0.0	0.0	0.0	0.0	0.0	0.0	0.0	25,500.4
Injection Facility	0.0	0.0	0.0	0.0	0.0	0.0	0.0	0.0	0.0	0.0	0.0	0.0	0.0
Meter Station	0.0	0.0	0.0	0.0	0.0	0.0	0.0	0.0	0.0	0.0	0.0	0.0	0.0
Other	0.0	0.0	0.0	0.0	0.0	0.0	0.0	0.0	0.0	0.0	0.0	0.0	0.0
Alberta Commercial	0.0	0.0	0.0	0.0	0.0	0.0	0.0	0.0	0.0	0.0	0.0	0.0	0.0
Alberta Industrial	0.0	0.0	0.0	0.0	0.0	0.0	0.0	0.0	0.0	0.0	0.0	0.0	0.0
Alberta Residential	0.0	0.0	0.0	0.0	0.0	0.0	0.0	0.0	0.0	0.0	0.0	0.0	0.0
Alberta Elec.Generation	0.0	0.0	0.0	0.0	0.0	0.0	0.0	0.0	0.0	0.0	0.0	0.0	0.0
Shrinkage													
Acid Gas	0.0	0.0	0.0	0.0	0.0	0.0	0.0	0.0	0.0	0.0	0.0	0.0	0.0
Other products	108.7	95.8	94.4	78.9	66.3	0.0	0.0	0.0	0.0	0.0	0.0	0.0	444.1
Fuel	837.6	772.6	850.9	784.2	796.4	0.0	0.0	0.0	0.0	0.0	0.0	0.0	4,041.7
Flared	22.2	4.1	0.1	10.7	55.4	0.0	0.0	0.0	0.0	0.0	0.0	0.0	92.5
Vented	0.1	2.0	8.9	4.8	7.9	0.0	0.0	0.0	0.0	0.0	0.0	0.0	23.7
Diff and Other	269.2	264.7	395.3	357.7	271.0	0.0	0.0	0.0	0.0	0.0	0.0	0.0	1,557.9
Process and Frac													
Pentanes Plus	526.1	463.4	456.8	381.8	321.0	0.0	0.0	0.0	0.0	0.0	0.0	0.0	2,149.1
Propane	0.0	0.0	0.0	0.0	0.0	0.0	0.0	0.0	0.0	0.0	0.0	0.0	0.0
Butanes	0.0	0.0	0.0	0.0	0.0	0.0	0.0	0.0	0.0	0.0	0.0	0.0	0.0
Ethane	0.0	0.0	0.0	0.0	0.0	0.0	0.0	0.0	0.0	0.0	0.0	0.0	0.0
NGL MIX	0.0	0.0	0.0	0.0	0.0	0.0	0.0	0.0	0.0	0.0	0.0	0.0	0.0
Sulphur	0.0	0.0	0.0	0.0	0.0	0.0	0.0	0.0	0.0	0.0	0.0	0.0	0.0
Sulphur Closing Inv	0.0	0.0	0.0	0.0	0.0	0.0	0.0	0.0	0.0	0.0	0.0	0.0	0.0

Unit of Measurement: Gas and Gas equivalent products: 1000m3, Liquids: m3, Sulphur: MTS

VPR6200

Facility ID ABGS0002450
Facility Licence # Not Licenced

Facility Name APACHE PROVOST N.
Facility Operator A7WF BATTLE RIVER

Production Month	202001	202002	202003	202004	202005	202006	202007	202008	202009	202010	202011	202012	Totals
Receipts													
Receipts from Alberta Facilities	974.8	866.7	1,011.9	993.6	1,073.9	0.0	0.0	0.0	0.0	0.0	0.0	0.0	4,920.9
Receipts from Non-Alberta Facilities	0.0	0.0	0.0	0.0	0.0	0.0	0.0	0.0	0.0	0.0	0.0	0.0	0.0
Dispositions													
Disposition													
Battery	0.0	0.0	0.0	0.0	0.0	0.0	0.0	0.0	0.0	0.0	0.0	0.0	0.0
Gas Gathering System	0.0	0.0	0.0	0.0	0.0	0.0	0.0	0.0	0.0	0.0	0.0	0.0	0.0
Gas Plant	679.9	597.7	734.5	733.8	804.0	0.0	0.0	0.0	0.0	0.0	0.0	0.0	3,549.9
Injection Facility	0.0	0.0	0.0	0.0	0.0	0.0	0.0	0.0	0.0	0.0	0.0	0.0	0.0
Meter Station	0.0	0.0	0.0	0.0	0.0	0.0	0.0	0.0	0.0	0.0	0.0	0.0	0.0
Other	0.0	0.0	0.0	0.0	0.0	0.0	0.0	0.0	0.0	0.0	0.0	0.0	0.0
Alberta Commercial	0.0	0.0	0.0	0.0	0.0	0.0	0.0	0.0	0.0	0.0	0.0	0.0	0.0
Alberta Industrial	0.0	0.0	0.0	0.0	0.0	0.0	0.0	0.0	0.0	0.0	0.0	0.0	0.0
Alberta Residential	0.0	0.0	0.0	0.0	0.0	0.0	0.0	0.0	0.0	0.0	0.0	0.0	0.0
Alberta Elec.Generation	0.0	0.0	0.0	0.0	0.0	0.0	0.0	0.0	0.0	0.0	0.0	0.0	0.0
Shrinkage													
Acid Gas	0.0	0.0	0.0	0.0	0.0	0.0	0.0	0.0	0.0	0.0	0.0	0.0	0.0
Other products	7.0	0.0	5.6	10.1	5.1	0.0	0.0	0.0	0.0	0.0	0.0	0.0	27.8
Fuel	221.9	197.4	215.3	206.9	229.5	0.0	0.0	0.0	0.0	0.0	0.0	0.0	1,071.0
Flared	0.0	13.0	0.0	0.0	0.0	0.0	0.0	0.0	0.0	0.0	0.0	0.0	13.0
Vented	0.0	0.0	0.9	0.1	1.2	0.0	0.0	0.0	0.0	0.0	0.0	0.0	2.2
Diff and Other	66.0	58.6	55.6	42.7	34.1	0.0	0.0	0.0	0.0	0.0	0.0	0.0	257.0
Process and Frac													
Pentanes Plus	34.1	0.0	27.1	48.9	24.9	0.0	0.0	0.0	0.0	0.0	0.0	0.0	135.0
Propane	0.0	0.0	0.0	0.0	0.0	0.0	0.0	0.0	0.0	0.0	0.0	0.0	0.0
Butanes	0.0	0.0	0.0	0.0	0.0	0.0	0.0	0.0	0.0	0.0	0.0	0.0	0.0
Ethane	0.0	0.0	0.0	0.0	0.0	0.0	0.0	0.0	0.0	0.0	0.0	0.0	0.0
NGL MIX	0.0	0.0	0.0	0.0	0.0	0.0	0.0	0.0	0.0	0.0	0.0	0.0	0.0
Sulphur	0.0	0.0	0.0	0.0	0.0	0.0	0.0	0.0	0.0	0.0	0.0	0.0	0.0
Sulphur Closing Inv	0.0	0.0	0.0	0.0	0.0	0.0	0.0	0.0	0.0	0.0	0.0	0.0	0.0

Unit of Measurement: Gas and Gas equivalent products: 1000m3, Liquids: m3, Sulphur: MTS

VPR6200

Facility ID ABGS0002505

Facility Name DEVON BELLOY

Facility Licence # Not Licenced

Facility Operator OHE9 CNRL

Production Month	202001	202002	202003	202004	202005	202006	202007	202008	202009	202010	202011	202012	Totals
Receipts													
Receipts from Alberta Facilities	4.3	5.8	1,232.3	1,895.0	0.0	0.0	0.0	0.0	0.0	0.0	0.0	0.0	3,137.4
Receipts from Non-Alberta Facilities	0.0	0.0	0.0	0.0	0.0	0.0	0.0	0.0	0.0	0.0	0.0	0.0	0.0
Dispositions													
Disposition													
Battery	4.6	5.3	2.0	0.6	0.0	0.0	0.0	0.0	0.0	0.0	0.0	0.0	12.5
Gas Gathering System	0.0	0.0	1,172.2	1,825.9	0.0	0.0	0.0	0.0	0.0	0.0	0.0	0.0	2,998.1
Gas Plant	0.0	0.0	0.0	0.0	0.0	0.0	0.0	0.0	0.0	0.0	0.0	0.0	0.0
Injection Facility	0.0	0.0	0.0	0.0	0.0	0.0	0.0	0.0	0.0	0.0	0.0	0.0	0.0
Meter Station	0.0	0.0	0.0	0.0	0.0	0.0	0.0	0.0	0.0	0.0	0.0	0.0	0.0
Other	0.0	0.0	0.0	0.0	0.0	0.0	0.0	0.0	0.0	0.0	0.0	0.0	0.0
Alberta Commercial	0.0	0.0	0.0	0.0	0.0	0.0	0.0	0.0	0.0	0.0	0.0	0.0	0.0
Alberta Industrial	0.0	0.0	0.0	0.0	0.0	0.0	0.0	0.0	0.0	0.0	0.0	0.0	0.0
Alberta Residential	0.0	0.0	0.0	0.0	0.0	0.0	0.0	0.0	0.0	0.0	0.0	0.0	0.0
Alberta Elec.Generation	0.0	0.0	0.0	0.0	0.0	0.0	0.0	0.0	0.0	0.0	0.0	0.0	0.0
Shrinkage													
Acid Gas	0.0	0.0	0.0	0.0	0.0	0.0	0.0	0.0	0.0	0.0	0.0	0.0	0.0
Other products	0.0	0.0	2.0	6.2	0.0	0.0	0.0	0.0	0.0	0.0	0.0	0.0	8.2
Fuel	0.0	0.0	50.4	65.3	0.0	0.0	0.0	0.0	0.0	0.0	0.0	0.0	115.7
Flared	0.0	0.0	0.0	0.0	0.0	0.0	0.0	0.0	0.0	0.0	0.0	0.0	0.0
Vented	0.0	0.0	6.3	0.0	0.0	0.0	0.0	0.0	0.0	0.0	0.0	0.0	6.3
Diff and Other	-0.3	0.5	-0.6	-3.0	0.0	0.0	0.0	0.0	0.0	0.0	0.0	0.0	-3.4
Process and Frac													
Pentanes Plus	0.0	0.0	9.8	29.8	0.0	0.0	0.0	0.0	0.0	0.0	0.0	0.0	39.6
Propane	0.0	0.0	0.0	0.0	0.0	0.0	0.0	0.0	0.0	0.0	0.0	0.0	0.0
Butanes	0.0	0.0	0.0	0.0	0.0	0.0	0.0	0.0	0.0	0.0	0.0	0.0	0.0
Ethane	0.0	0.0	0.0	0.0	0.0	0.0	0.0	0.0	0.0	0.0	0.0	0.0	0.0
NGL MIX	0.0	0.0	0.0	0.0	0.0	0.0	0.0	0.0	0.0	0.0	0.0	0.0	0.0
Sulphur	0.0	0.0	0.0	0.0	0.0	0.0	0.0	0.0	0.0	0.0	0.0	0.0	0.0
Sulphur Closing Inv	0.0	0.0	0.0	0.0	0.0	0.0	0.0	0.0	0.0	0.0	0.0	0.0	0.0

Unit of Measurement: Gas and Gas equivalent products: 1000m3, Liquids: m3, Sulphur: MTS

VPR6200

Facility ID ABGS0002544

Facility Name ENCAL MEDICINE RIVER

Facility Licence # Not Licenced

Facility Operator OTM9 NAL

Production Month	202001	202002	202003	202004	202005	202006	202007	202008	202009	202010	202011	202012	Totals
Receipts													
Receipts from Alberta Facilities	3,936.6	4,137.6	4,263.8	3,842.5	4,080.8	0.0	0.0	0.0	0.0	0.0	0.0	0.0	20,261.3
Receipts from Non-Alberta Facilities	0.0	0.0	0.0	0.0	0.0	0.0	0.0	0.0	0.0	0.0	0.0	0.0	0.0
Dispositions													
Disposition													
Battery	0.0	0.0	0.0	0.0	0.0	0.0	0.0	0.0	0.0	0.0	0.0	0.0	0.0
Gas Gathering System	3,734.7	3,948.2	4,073.5	3,659.8	3,887.9	0.0	0.0	0.0	0.0	0.0	0.0	0.0	19,304.1
Gas Plant	0.0	0.0	0.0	0.0	0.0	0.0	0.0	0.0	0.0	0.0	0.0	0.0	0.0
Injection Facility	0.0	0.0	0.0	0.0	0.0	0.0	0.0	0.0	0.0	0.0	0.0	0.0	0.0
Meter Station	0.0	0.0	0.0	0.0	0.0	0.0	0.0	0.0	0.0	0.0	0.0	0.0	0.0
Other	0.0	0.0	0.0	0.0	0.0	0.0	0.0	0.0	0.0	0.0	0.0	0.0	0.0
Alberta Commercial	0.0	0.0	0.0	0.0	0.0	0.0	0.0	0.0	0.0	0.0	0.0	0.0	0.0
Alberta Industrial	0.0	0.0	0.0	0.0	0.0	0.0	0.0	0.0	0.0	0.0	0.0	0.0	0.0
Alberta Residential	0.0	0.0	0.0	0.0	0.0	0.0	0.0	0.0	0.0	0.0	0.0	0.0	0.0
Alberta Elec.Generation	0.0	0.0	0.0	0.0	0.0	0.0	0.0	0.0	0.0	0.0	0.0	0.0	0.0
Shrinkage													
Acid Gas	0.0	0.0	0.0	0.0	0.0	0.0	0.0	0.0	0.0	0.0	0.0	0.0	0.0
Other products	14.4	11.0	9.8	5.7	7.5	0.0	0.0	0.0	0.0	0.0	0.0	0.0	48.4
Fuel	195.2	182.7	182.7	173.1	184.6	0.0	0.0	0.0	0.0	0.0	0.0	0.0	918.3
Flared	6.7	6.7	7.6	9.6	8.3	0.0	0.0	0.0	0.0	0.0	0.0	0.0	38.9
Vented	0.0	0.0	0.0	0.0	0.0	0.0	0.0	0.0	0.0	0.0	0.0	0.0	0.0
Diff and Other	-14.4	-11.0	-9.8	-5.7	-7.5	0.0	0.0	0.0	0.0	0.0	0.0	0.0	-48.4
Process and Frac													
Pentanes Plus	69.9	53.0	47.2	27.4	36.3	0.0	0.0	0.0	0.0	0.0	0.0	0.0	233.8
Propane	0.0	0.0	0.0	0.0	0.0	0.0	0.0	0.0	0.0	0.0	0.0	0.0	0.0
Butanes	0.0	0.0	0.0	0.0	0.0	0.0	0.0	0.0	0.0	0.0	0.0	0.0	0.0
Ethane	0.0	0.0	0.0	0.0	0.0	0.0	0.0	0.0	0.0	0.0	0.0	0.0	0.0
NGL MIX	0.0	0.0	0.0	0.0	0.0	0.0	0.0	0.0	0.0	0.0	0.0	0.0	0.0
Sulphur	0.0	0.0	0.0	0.0	0.0	0.0	0.0	0.0	0.0	0.0	0.0	0.0	0.0
Sulphur Closing Inv	0.0	0.0	0.0	0.0	0.0	0.0	0.0	0.0	0.0	0.0	0.0	0.0	0.0

Unit of Measurement: Gas and Gas equivalent products: 1000m3, Liquids: m3, Sulphur: MTS

VPR6200

Facility ID ABGS0002550
Facility Licence # Not Licenced

Facility Name APACHE SULLIVAN LAKE
Facility Operator A7WF BATTLE RIVER

Production Month	202001	202002	202003	202004	202005	202006	202007	202008	202009	202010	202011	202012	Totals
Receipts													
Receipts from Alberta Facilities	981.9	1,094.3	1,254.4	1,067.1	1,364.8	0.0	0.0	0.0	0.0	0.0	0.0	0.0	5,762.5
Receipts from Non-Alberta Facilities	0.0	0.0	0.0	0.0	0.0	0.0	0.0	0.0	0.0	0.0	0.0	0.0	0.0
Dispositions													
Disposition													
Battery	0.0	0.0	0.0	0.0	0.0	0.0	0.0	0.0	0.0	0.0	0.0	0.0	0.0
Gas Gathering System	0.0	0.0	0.0	0.0	0.0	0.0	0.0	0.0	0.0	0.0	0.0	0.0	0.0
Gas Plant	0.0	0.0	0.0	0.0	0.0	0.0	0.0	0.0	0.0	0.0	0.0	0.0	0.0
Injection Facility	0.0	0.0	0.0	0.0	0.0	0.0	0.0	0.0	0.0	0.0	0.0	0.0	0.0
Meter Station	790.7	1,038.6	1,225.1	1,076.9	1,355.9	0.0	0.0	0.0	0.0	0.0	0.0	0.0	5,487.2
Other	0.0	0.0	0.0	0.0	0.0	0.0	0.0	0.0	0.0	0.0	0.0	0.0	0.0
Alberta Commercial	0.0	0.0	0.0	0.0	0.0	0.0	0.0	0.0	0.0	0.0	0.0	0.0	0.0
Alberta Industrial	0.0	0.0	0.0	0.0	0.0	0.0	0.0	0.0	0.0	0.0	0.0	0.0	0.0
Alberta Residential	0.0	0.0	0.0	0.0	0.0	0.0	0.0	0.0	0.0	0.0	0.0	0.0	0.0
Alberta Elec.Generation	0.0	0.0	0.0	0.0	0.0	0.0	0.0	0.0	0.0	0.0	0.0	0.0	0.0
Shrinkage													
Acid Gas	0.0	0.0	0.0	0.0	0.0	0.0	0.0	0.0	0.0	0.0	0.0	0.0	0.0
Other products	1.1	1.3	6.7	1.2	0.5	0.0	0.0	0.0	0.0	0.0	0.0	0.0	10.8
Fuel	145.8	112.3	0.0	0.0	0.0	0.0	0.0	0.0	0.0	0.0	0.0	0.0	258.1
Flared	0.0	0.0	0.0	0.0	0.0	0.0	0.0	0.0	0.0	0.0	0.0	0.0	0.0
Vented	0.0	0.0	0.0	0.0	0.0	0.0	0.0	0.0	0.0	0.0	0.0	0.0	0.0
Diff and Other	44.3	-57.9	22.6	-11.0	8.4	0.0	0.0	0.0	0.0	0.0	0.0	0.0	6.4
Process and Frac													
Pentanes Plus	5.3	6.3	32.3	5.7	2.6	0.0	0.0	0.0	0.0	0.0	0.0	0.0	52.2
Propane	0.0	0.0	0.0	0.0	0.0	0.0	0.0	0.0	0.0	0.0	0.0	0.0	0.0
Butanes	0.0	0.0	0.0	0.0	0.0	0.0	0.0	0.0	0.0	0.0	0.0	0.0	0.0
Ethane	0.0	0.0	0.0	0.0	0.0	0.0	0.0	0.0	0.0	0.0	0.0	0.0	0.0
NGL MIX	0.0	0.0	0.0	0.0	0.0	0.0	0.0	0.0	0.0	0.0	0.0	0.0	0.0
Sulphur	0.0	0.0	0.0	0.0	0.0	0.0	0.0	0.0	0.0	0.0	0.0	0.0	0.0
Sulphur Closing Inv	0.0	0.0	0.0	0.0	0.0	0.0	0.0	0.0	0.0	0.0	0.0	0.0	0.0

Unit of Measurement: Gas and Gas equivalent products: 1000m3, Liquids: m3, Sulphur: MTS

VPR6200

Facility ID ABGS0002555

Facility Name KIRKWALL

Facility Licence # 20995

Facility Operator 0E9R CONVEGA

Production Month	202001	202002	202003	202004	202005	202006	202007	202008	202009	202010	202011	202012	Totals
Receipts													
Receipts from Alberta Facilities	598.5	563.1	590.4	626.4	745.0	0.0	0.0	0.0	0.0	0.0	0.0	0.0	3,123.4
Receipts from Non-Alberta Facilities	0.0	0.0	0.0	0.0	0.0	0.0	0.0	0.0	0.0	0.0	0.0	0.0	0.0
Dispositions													
Disposition													
Battery	0.0	0.0	0.0	0.0	0.0	0.0	0.0	0.0	0.0	0.0	0.0	0.0	0.0
Gas Gathering System	0.0	0.0	0.0	0.0	0.0	0.0	0.0	0.0	0.0	0.0	0.0	0.0	0.0
Gas Plant	0.0	0.0	0.0	0.0	0.0	0.0	0.0	0.0	0.0	0.0	0.0	0.0	0.0
Injection Facility	0.0	0.0	0.0	0.0	0.0	0.0	0.0	0.0	0.0	0.0	0.0	0.0	0.0
Meter Station	510.6	458.6	492.8	569.8	630.5	0.0	0.0	0.0	0.0	0.0	0.0	0.0	2,662.3
Other	0.0	0.0	0.0	0.0	0.0	0.0	0.0	0.0	0.0	0.0	0.0	0.0	0.0
Alberta Commercial	0.0	0.0	0.0	0.0	50.0	0.0	0.0	0.0	0.0	0.0	0.0	0.0	50.0
Alberta Industrial	0.0	0.0	0.0	0.0	0.0	0.0	0.0	0.0	0.0	0.0	0.0	0.0	0.0
Alberta Residential	0.0	0.0	0.0	0.0	0.0	0.0	0.0	0.0	0.0	0.0	0.0	0.0	0.0
Alberta Elec.Generation	0.0	0.0	0.0	0.0	0.0	0.0	0.0	0.0	0.0	0.0	0.0	0.0	0.0
Shrinkage													
Acid Gas	0.0	0.0	0.0	0.0	0.0	0.0	0.0	0.0	0.0	0.0	0.0	0.0	0.0
Other products	0.6	0.8	0.2	0.0	0.5	0.0	0.0	0.0	0.0	0.0	0.0	0.0	2.1
Fuel	72.1	63.8	64.1	66.1	71.4	0.0	0.0	0.0	0.0	0.0	0.0	0.0	337.5
Flared	0.0	0.0	0.0	0.0	0.0	0.0	0.0	0.0	0.0	0.0	0.0	0.0	0.0
Vented	0.0	0.0	0.0	0.0	0.0	0.0	0.0	0.0	0.0	0.0	0.0	0.0	0.0
Diff and Other	15.2	39.9	33.3	-9.5	-7.4	0.0	0.0	0.0	0.0	0.0	0.0	0.0	71.5
Process and Frac													
Pentanes Plus	3.0	4.0	1.1	0.2	2.2	0.0	0.0	0.0	0.0	0.0	0.0	0.0	10.5
Propane	0.0	0.0	0.0	0.0	0.0	0.0	0.0	0.0	0.0	0.0	0.0	0.0	0.0
Butanes	0.0	0.0	0.0	0.0	0.0	0.0	0.0	0.0	0.0	0.0	0.0	0.0	0.0
Ethane	0.0	0.0	0.0	0.0	0.0	0.0	0.0	0.0	0.0	0.0	0.0	0.0	0.0
NGL MIX	0.0	0.0	0.0	0.0	0.0	0.0	0.0	0.0	0.0	0.0	0.0	0.0	0.0
Sulphur	0.0	0.0	0.0	0.0	0.0	0.0	0.0	0.0	0.0	0.0	0.0	0.0	0.0
Sulphur Closing Inv	0.0	0.0	0.0	0.0	0.0	0.0	0.0	0.0	0.0	0.0	0.0	0.0	0.0

Unit of Measurement: Gas and Gas equivalent products: 1000m3, Liquids: m3, Sulphur: MTS

VPR6200

Facility ID ABGS0002608

Facility Name ENCAL ERSKINE

Facility Licence # 23398

Facility Operator ONL1 BEARSPAW

Production Month	202001	202002	202003	202004	202005	202006	202007	202008	202009	202010	202011	202012	Totals
Receipts													
Receipts from Alberta Facilities	4,665.2	3,878.7	5,588.9	5,543.6	5,709.3	0.0	0.0	0.0	0.0	0.0	0.0	0.0	25,385.7
Receipts from Non-Alberta Facilities	0.0	0.0	0.0	0.0	0.0	0.0	0.0	0.0	0.0	0.0	0.0	0.0	0.0
Dispositions													
Disposition													
Battery	169.3	160.9	166.5	151.2	151.2	0.0	0.0	0.0	0.0	0.0	0.0	0.0	799.1
Gas Gathering System	0.0	0.0	0.0	0.0	0.0	0.0	0.0	0.0	0.0	0.0	0.0	0.0	0.0
Gas Plant	0.0	0.0	0.0	0.0	0.0	0.0	0.0	0.0	0.0	0.0	0.0	0.0	0.0
Injection Facility	0.0	0.0	0.0	0.0	0.0	0.0	0.0	0.0	0.0	0.0	0.0	0.0	0.0
Meter Station	4,019.4	3,218.3	4,969.6	5,010.6	5,243.3	0.0	0.0	0.0	0.0	0.0	0.0	0.0	22,461.2
Other	0.0	0.0	0.0	0.0	0.0	0.0	0.0	0.0	0.0	0.0	0.0	0.0	0.0
Alberta Commercial	0.0	0.0	0.0	0.0	0.0	0.0	0.0	0.0	0.0	0.0	0.0	0.0	0.0
Alberta Industrial	0.0	0.0	0.0	0.0	0.0	0.0	0.0	0.0	0.0	0.0	0.0	0.0	0.0
Alberta Residential	0.0	0.0	0.0	0.0	0.0	0.0	0.0	0.0	0.0	0.0	0.0	0.0	0.0
Alberta Elec.Generation	0.0	0.0	0.0	0.0	0.0	0.0	0.0	0.0	0.0	0.0	0.0	0.0	0.0
Shrinkage													
Acid Gas	0.0	0.0	0.0	0.0	0.0	0.0	0.0	0.0	0.0	0.0	0.0	0.0	0.0
Other products	6.0	0.7	12.3	10.4	10.5	0.0	0.0	0.0	0.0	0.0	0.0	0.0	39.9
Fuel	451.6	377.8	488.8	483.4	488.5	0.0	0.0	0.0	0.0	0.0	0.0	0.0	2,290.1
Flared	0.0	0.0	0.0	0.0	0.0	0.0	0.0	0.0	0.0	0.0	0.0	0.0	0.0
Vented	0.0	0.0	0.0	0.0	0.0	0.0	0.0	0.0	0.0	0.0	0.0	0.0	0.0
Diff and Other	18.9	121.0	-48.3	-112.0	-184.2	0.0	0.0	0.0	0.0	0.0	0.0	0.0	-204.6
Process and Frac													
Pentanes Plus	0.0	0.0	0.0	0.0	0.0	0.0	0.0	0.0	0.0	0.0	0.0	0.0	0.0
Propane	0.0	0.0	0.0	0.0	0.0	0.0	0.0	0.0	0.0	0.0	0.0	0.0	0.0
Butanes	0.0	0.0	0.0	0.0	0.0	0.0	0.0	0.0	0.0	0.0	0.0	0.0	0.0
Ethane	0.0	0.0	0.0	0.0	0.0	0.0	0.0	0.0	0.0	0.0	0.0	0.0	0.0
NGL MIX	28.9	3.3	59.7	50.5	51.0	0.0	0.0	0.0	0.0	0.0	0.0	0.0	193.4
Sulphur	0.0	0.0	0.0	0.0	0.0	0.0	0.0	0.0	0.0	0.0	0.0	0.0	0.0
Sulphur Closing Inv	0.0	0.0	0.0	0.0	0.0	0.0	0.0	0.0	0.0	0.0	0.0	0.0	0.0

Unit of Measurement: Gas and Gas equivalent products: 1000m3, Liquids: m3, Sulphur: MTS

VPR6200

Facility ID ABGS0002613

Facility Name PANCDN ROSEMARY

Facility Licence # Not Licenced

Facility Operator A7NW TXNE

Production Month	202001	202002	202003	202004	202005	202006	202007	202008	202009	202010	202011	202012	Totals
Receipts													
Receipts from Alberta Facilities	7,957.6	7,638.7	7,882.3	7,080.1	7,011.7	0.0	0.0	0.0	0.0	0.0	0.0	0.0	37,570.4
Receipts from Non-Alberta Facilities	0.0	0.0	0.0	0.0	0.0	0.0	0.0	0.0	0.0	0.0	0.0	0.0	0.0
Dispositions													
Disposition													
Battery	0.0	0.0	0.0	0.0	0.0	0.0	0.0	0.0	0.0	0.0	0.0	0.0	0.0
Gas Gathering System	0.0	0.0	0.0	0.0	0.0	0.0	0.0	0.0	0.0	0.0	0.0	0.0	0.0
Gas Plant	7,957.5	7,638.6	7,882.2	7,079.3	7,010.6	0.0	0.0	0.0	0.0	0.0	0.0	0.0	37,568.2
Injection Facility	0.0	0.0	0.0	0.0	0.0	0.0	0.0	0.0	0.0	0.0	0.0	0.0	0.0
Meter Station	0.0	0.0	0.0	0.0	0.0	0.0	0.0	0.0	0.0	0.0	0.0	0.0	0.0
Other	0.0	0.0	0.0	0.0	0.0	0.0	0.0	0.0	0.0	0.0	0.0	0.0	0.0
Alberta Commercial	0.0	0.0	0.0	0.0	0.0	0.0	0.0	0.0	0.0	0.0	0.0	0.0	0.0
Alberta Industrial	0.0	0.0	0.0	0.0	0.0	0.0	0.0	0.0	0.0	0.0	0.0	0.0	0.0
Alberta Residential	0.0	0.0	0.0	0.0	0.0	0.0	0.0	0.0	0.0	0.0	0.0	0.0	0.0
Alberta Elec.Generation	0.0	0.0	0.0	0.0	0.0	0.0	0.0	0.0	0.0	0.0	0.0	0.0	0.0
Shrinkage													
Acid Gas	0.0	0.0	0.0	0.0	0.0	0.0	0.0	0.0	0.0	0.0	0.0	0.0	0.0
Other products	0.2	0.0	0.0	0.0	0.2	0.0	0.0	0.0	0.0	0.0	0.0	0.0	0.4
Fuel	0.0	0.0	0.0	0.0	0.0	0.0	0.0	0.0	0.0	0.0	0.0	0.0	0.0
Flared	0.1	0.1	0.1	0.0	0.9	0.0	0.0	0.0	0.0	0.0	0.0	0.0	1.2
Vented	0.0	0.0	0.0	0.0	0.0	0.0	0.0	0.0	0.0	0.0	0.0	0.0	0.0
Diff and Other	-0.2	0.0	0.0	0.8	0.0	0.0	0.0	0.0	0.0	0.0	0.0	0.0	0.6
Process and Frac													
Pentanes Plus	1.2	0.0	0.0	0.0	0.9	0.0	0.0	0.0	0.0	0.0	0.0	0.0	2.1
Propane	0.0	0.0	0.0	0.0	0.0	0.0	0.0	0.0	0.0	0.0	0.0	0.0	0.0
Butanes	0.0	0.0	0.0	0.0	0.0	0.0	0.0	0.0	0.0	0.0	0.0	0.0	0.0
Ethane	0.0	0.0	0.0	0.0	0.0	0.0	0.0	0.0	0.0	0.0	0.0	0.0	0.0
NGL MIX	0.0	0.0	0.0	0.0	0.0	0.0	0.0	0.0	0.0	0.0	0.0	0.0	0.0
Sulphur	0.0	0.0	0.0	0.0	0.0	0.0	0.0	0.0	0.0	0.0	0.0	0.0	0.0
Sulphur Closing Inv	0.0	0.0	0.0	0.0	0.0	0.0	0.0	0.0	0.0	0.0	0.0	0.0	0.0

Unit of Measurement: Gas and Gas equivalent products: 1000m3, Liquids: m3, Sulphur: MTS

VPR6200

Facility ID ABGS0002620

Facility Name ENCAL SYLVAN LAKE

Facility Licence # Not Licenced

Facility Operator OZOH HARVEST

Production Month	202001	202002	202003	202004	202005	202006	202007	202008	202009	202010	202011	202012	Totals
Receipts													
Receipts from Alberta Facilities	1,751.8	1,670.2	1,783.9	1,688.8	1,762.6	0.0	0.0	0.0	0.0	0.0	0.0	0.0	8,657.3
Receipts from Non-Alberta Facilities	0.0	0.0	0.0	0.0	0.0	0.0	0.0	0.0	0.0	0.0	0.0	0.0	0.0
Dispositions													
Disposition													
Battery	0.0	0.0	0.0	0.0	0.0	0.0	0.0	0.0	0.0	0.0	0.0	0.0	0.0
Gas Gathering System	0.0	0.0	0.0	0.0	0.0	0.0	0.0	0.0	0.0	0.0	0.0	0.0	0.0
Gas Plant	1,686.9	1,606.6	1,712.6	1,609.0	1,679.8	0.0	0.0	0.0	0.0	0.0	0.0	0.0	8,294.9
Injection Facility	0.0	0.0	0.0	0.0	0.0	0.0	0.0	0.0	0.0	0.0	0.0	0.0	0.0
Meter Station	0.0	0.0	0.0	0.0	0.0	0.0	0.0	0.0	0.0	0.0	0.0	0.0	0.0
Other	0.0	0.0	0.0	0.0	0.0	0.0	0.0	0.0	0.0	0.0	0.0	0.0	0.0
Alberta Commercial	0.0	0.0	0.0	0.0	0.0	0.0	0.0	0.0	0.0	0.0	0.0	0.0	0.0
Alberta Industrial	0.0	0.0	0.0	0.0	0.0	0.0	0.0	0.0	0.0	0.0	0.0	0.0	0.0
Alberta Residential	0.0	0.0	0.0	0.0	0.0	0.0	0.0	0.0	0.0	0.0	0.0	0.0	0.0
Alberta Elec.Generation	0.0	0.0	0.0	0.0	0.0	0.0	0.0	0.0	0.0	0.0	0.0	0.0	0.0
Shrinkage													
Acid Gas	0.0	0.0	0.0	0.0	0.0	0.0	0.0	0.0	0.0	0.0	0.0	0.0	0.0
Other products	0.0	0.0	0.0	0.0	1.2	0.0	0.0	0.0	0.0	0.0	0.0	0.0	1.2
Fuel	87.0	82.0	89.2	88.7	91.8	0.0	0.0	0.0	0.0	0.0	0.0	0.0	438.7
Flared	0.0	0.0	0.0	0.0	0.0	0.0	0.0	0.0	0.0	0.0	0.0	0.0	0.0
Vented	0.0	0.0	0.0	0.0	0.0	0.0	0.0	0.0	0.0	0.0	0.0	0.0	0.0
Diff and Other	-22.1	-18.4	-17.9	-8.9	-10.2	0.0	0.0	0.0	0.0	0.0	0.0	0.0	-77.5
Process and Frac													
Pentanes Plus	0.0	0.0	0.0	0.0	6.0	0.0	0.0	0.0	0.0	0.0	0.0	0.0	6.0
Propane	0.0	0.0	0.0	0.0	0.0	0.0	0.0	0.0	0.0	0.0	0.0	0.0	0.0
Butanes	0.0	0.0	0.0	0.0	0.0	0.0	0.0	0.0	0.0	0.0	0.0	0.0	0.0
Ethane	0.0	0.0	0.0	0.0	0.0	0.0	0.0	0.0	0.0	0.0	0.0	0.0	0.0
NGL MIX	0.0	0.0	0.0	0.0	0.0	0.0	0.0	0.0	0.0	0.0	0.0	0.0	0.0
Sulphur	0.0	0.0	0.0	0.0	0.0	0.0	0.0	0.0	0.0	0.0	0.0	0.0	0.0
Sulphur Closing Inv	0.0	0.0	0.0	0.0	0.0	0.0	0.0	0.0	0.0	0.0	0.0	0.0	0.0

Unit of Measurement: Gas and Gas equivalent products: 1000m3, Liquids: m3, Sulphur: MTS

VPR6200

Facility ID ABGS0002622

Facility Name PANCDN WILSON CREEK #2

Facility Licence # 23293

Facility Operator A5RX BEC

Production Month	202001	202002	202003	202004	202005	202006	202007	202008	202009	202010	202011	202012	Totals
Receipts													
Receipts from Alberta Facilities	18,692.5	18,610.3	19,745.7	19,087.3	19,201.1	0.0	0.0	0.0	0.0	0.0	0.0	0.0	95,336.9
Receipts from Non-Alberta Facilities	0.0	0.0	0.0	0.0	0.0	0.0	0.0	0.0	0.0	0.0	0.0	0.0	0.0
Dispositions													
Disposition													
Battery	0.0	0.0	0.0	0.0	0.0	0.0	0.0	0.0	0.0	0.0	0.0	0.0	0.0
Gas Gathering System	17,707.5	17,609.2	18,762.6	18,042.7	18,257.5	0.0	0.0	0.0	0.0	0.0	0.0	0.0	90,379.5
Gas Plant	0.0	0.0	0.0	0.0	0.0	0.0	0.0	0.0	0.0	0.0	0.0	0.0	0.0
Injection Facility	0.0	0.0	0.0	0.0	0.0	0.0	0.0	0.0	0.0	0.0	0.0	0.0	0.0
Meter Station	0.0	0.0	0.0	0.0	0.0	0.0	0.0	0.0	0.0	0.0	0.0	0.0	0.0
Other	0.0	0.0	0.0	0.0	0.0	0.0	0.0	0.0	0.0	0.0	0.0	0.0	0.0
Alberta Commercial	0.0	0.0	0.0	0.0	0.0	0.0	0.0	0.0	0.0	0.0	0.0	0.0	0.0
Alberta Industrial	0.0	0.0	0.0	0.0	0.0	0.0	0.0	0.0	0.0	0.0	0.0	0.0	0.0
Alberta Residential	0.0	0.0	0.0	0.0	0.0	0.0	0.0	0.0	0.0	0.0	0.0	0.0	0.0
Alberta Elec.Generation	0.0	0.0	0.0	0.0	0.0	0.0	0.0	0.0	0.0	0.0	0.0	0.0	0.0
Shrinkage													
Acid Gas	0.0	0.0	0.0	0.0	0.0	0.0	0.0	0.0	0.0	0.0	0.0	0.0	0.0
Other products	1.8	0.0	1.4	1.7	2.2	0.0	0.0	0.0	0.0	0.0	0.0	0.0	7.1
Fuel	774.7	762.8	824.8	788.2	813.3	0.0	0.0	0.0	0.0	0.0	0.0	0.0	3,963.8
Flared	19.0	0.0	19.1	18.5	19.0	0.0	0.0	0.0	0.0	0.0	0.0	0.0	75.6
Vented	0.0	0.0	0.0	0.0	0.0	0.0	0.0	0.0	0.0	0.0	0.0	0.0	0.0
Diff and Other	189.5	238.3	137.8	236.2	109.1	0.0	0.0	0.0	0.0	0.0	0.0	0.0	910.9
Process and Frac													
Pentanes Plus	8.5	0.0	6.9	8.4	10.8	0.0	0.0	0.0	0.0	0.0	0.0	0.0	34.6
Propane	0.0	0.0	0.0	0.0	0.0	0.0	0.0	0.0	0.0	0.0	0.0	0.0	0.0
Butanes	0.0	0.0	0.0	0.0	0.0	0.0	0.0	0.0	0.0	0.0	0.0	0.0	0.0
Ethane	0.0	0.0	0.0	0.0	0.0	0.0	0.0	0.0	0.0	0.0	0.0	0.0	0.0
NGL MIX	0.0	0.0	0.0	0.0	0.0	0.0	0.0	0.0	0.0	0.0	0.0	0.0	0.0
Sulphur	0.0	0.0	0.0	0.0	0.0	0.0	0.0	0.0	0.0	0.0	0.0	0.0	0.0
Sulphur Closing Inv	0.0	0.0	0.0	0.0	0.0	0.0	0.0	0.0	0.0	0.0	0.0	0.0	0.0

Unit of Measurement: Gas and Gas equivalent products: 1000m3, Liquids: m3, Sulphur: MTS

VPR6200

Facility ID ABGS0002633

Facility Name CRESTAR WEST PADDLE RIVER

Facility Licence # Not Licenced

Facility Operator A5D4 CVE

Production Month	202001	202002	202003	202004	202005	202006	202007	202008	202009	202010	202011	202012	Totals
Receipts													
Receipts from Alberta Facilities	1,057.6	1,085.4	0.0	0.0	0.0	0.0	0.0	0.0	0.0	0.0	0.0	0.0	2,143.0
Receipts from Non-Alberta Facilities	0.0	0.0	0.0	0.0	0.0	0.0	0.0	0.0	0.0	0.0	0.0	0.0	0.0
Dispositions													
Disposition													
Battery	0.0	0.0	0.0	0.0	0.0	0.0	0.0	0.0	0.0	0.0	0.0	0.0	0.0
Gas Gathering System	998.2	1,031.5	0.0	0.0	0.0	0.0	0.0	0.0	0.0	0.0	0.0	0.0	2,029.7
Gas Plant	0.0	0.0	0.0	0.0	0.0	0.0	0.0	0.0	0.0	0.0	0.0	0.0	0.0
Injection Facility	0.0	0.0	0.0	0.0	0.0	0.0	0.0	0.0	0.0	0.0	0.0	0.0	0.0
Meter Station	0.0	0.0	0.0	0.0	0.0	0.0	0.0	0.0	0.0	0.0	0.0	0.0	0.0
Other	0.0	0.0	0.0	0.0	0.0	0.0	0.0	0.0	0.0	0.0	0.0	0.0	0.0
Alberta Commercial	0.0	0.0	0.0	0.0	0.0	0.0	0.0	0.0	0.0	0.0	0.0	0.0	0.0
Alberta Industrial	0.0	0.0	0.0	0.0	0.0	0.0	0.0	0.0	0.0	0.0	0.0	0.0	0.0
Alberta Residential	0.0	0.0	0.0	0.0	0.0	0.0	0.0	0.0	0.0	0.0	0.0	0.0	0.0
Alberta Elec.Generation	0.0	0.0	0.0	0.0	0.0	0.0	0.0	0.0	0.0	0.0	0.0	0.0	0.0
Shrinkage													
Acid Gas	0.0	0.0	0.0	0.0	0.0	0.0	0.0	0.0	0.0	0.0	0.0	0.0	0.0
Other products	3.1	1.0	0.0	0.0	0.0	0.0	0.0	0.0	0.0	0.0	0.0	0.0	4.1
Fuel	57.8	52.4	0.0	0.0	0.0	0.0	0.0	0.0	0.0	0.0	0.0	0.0	110.2
Flared	0.0	0.0	0.0	0.0	0.0	0.0	0.0	0.0	0.0	0.0	0.0	0.0	0.0
Vented	1.6	1.5	0.0	0.0	0.0	0.0	0.0	0.0	0.0	0.0	0.0	0.0	3.1
Diff and Other	-3.1	-1.0	0.0	0.0	0.0	0.0	0.0	0.0	0.0	0.0	0.0	0.0	-4.1
Process and Frac													
Pentanes Plus	15.2	5.0	0.1	0.0	0.0	0.0	0.0	0.0	0.0	0.0	0.0	0.0	20.3
Propane	0.0	0.0	0.0	0.0	0.0	0.0	0.0	0.0	0.0	0.0	0.0	0.0	0.0
Butanes	0.0	0.0	0.0	0.0	0.0	0.0	0.0	0.0	0.0	0.0	0.0	0.0	0.0
Ethane	0.0	0.0	0.0	0.0	0.0	0.0	0.0	0.0	0.0	0.0	0.0	0.0	0.0
NGL MIX	0.0	0.0	0.0	0.0	0.0	0.0	0.0	0.0	0.0	0.0	0.0	0.0	0.0
Sulphur	0.0	0.0	0.0	0.0	0.0	0.0	0.0	0.0	0.0	0.0	0.0	0.0	0.0
Sulphur Closing Inv	0.0	0.0	0.0	0.0	0.0	0.0	0.0	0.0	0.0	0.0	0.0	0.0	0.0

Unit of Measurement: Gas and Gas equivalent products: 1000m3, Liquids: m3, Sulphur: MTS

VPR6200

Facility ID ABGS0002634

Facility Name PANCDN COUNTESS SHALLOW

Facility Licence # 23281

Facility Operator A7NW TXNE

Production Month	202001	202002	202003	202004	202005	202006	202007	202008	202009	202010	202011	202012	Totals
Receipts													
Receipts from Alberta Facilities	5,076.9	4,965.5	4,933.8	4,951.9	5,507.2	0.0	0.0	0.0	0.0	0.0	0.0	0.0	25,435.3
Receipts from Non-Alberta Facilities	0.0	0.0	0.0	0.0	0.0	0.0	0.0	0.0	0.0	0.0	0.0	0.0	0.0
Dispositions													
Disposition													
Battery	0.0	0.0	0.0	0.0	0.0	0.0	0.0	0.0	0.0	0.0	0.0	0.0	0.0
Gas Gathering System	5,074.2	4,966.2	4,934.6	4,952.6	5,507.2	0.0	0.0	0.0	0.0	0.0	0.0	0.0	25,434.8
Gas Plant	0.0	0.0	0.0	0.0	0.0	0.0	0.0	0.0	0.0	0.0	0.0	0.0	0.0
Injection Facility	0.0	0.0	0.0	0.0	0.0	0.0	0.0	0.0	0.0	0.0	0.0	0.0	0.0
Meter Station	0.0	0.0	0.0	0.0	0.0	0.0	0.0	0.0	0.0	0.0	0.0	0.0	0.0
Other	0.0	0.0	0.0	0.0	0.0	0.0	0.0	0.0	0.0	0.0	0.0	0.0	0.0
Alberta Commercial	0.0	0.0	0.0	0.0	0.0	0.0	0.0	0.0	0.0	0.0	0.0	0.0	0.0
Alberta Industrial	0.0	0.0	0.0	0.0	0.0	0.0	0.0	0.0	0.0	0.0	0.0	0.0	0.0
Alberta Residential	0.0	0.0	0.0	0.0	0.0	0.0	0.0	0.0	0.0	0.0	0.0	0.0	0.0
Alberta Elec.Generation	0.0	0.0	0.0	0.0	0.0	0.0	0.0	0.0	0.0	0.0	0.0	0.0	0.0
Shrinkage													
Acid Gas	0.0	0.0	0.0	0.0	0.0	0.0	0.0	0.0	0.0	0.0	0.0	0.0	0.0
Other products	2.0	2.0	0.0	1.0	0.0	0.0	0.0	0.0	0.0	0.0	0.0	0.0	5.0
Fuel	0.0	0.0	0.0	0.0	0.0	0.0	0.0	0.0	0.0	0.0	0.0	0.0	0.0
Flared	0.0	0.0	0.0	0.0	0.0	0.0	0.0	0.0	0.0	0.0	0.0	0.0	0.0
Vented	2.7	2.5	4.6	4.4	4.6	0.0	0.0	0.0	0.0	0.0	0.0	0.0	18.8
Diff and Other	-2.0	-5.2	-5.4	-6.1	-4.6	0.0	0.0	0.0	0.0	0.0	0.0	0.0	-23.3
Process and Frac													
Pentanes Plus	9.6	9.9	0.0	4.8	0.0	0.0	0.0	0.0	0.0	0.0	0.0	0.0	24.3
Propane	0.0	0.0	0.0	0.0	0.0	0.0	0.0	0.0	0.0	0.0	0.0	0.0	0.0
Butanes	0.0	0.0	0.0	0.0	0.0	0.0	0.0	0.0	0.0	0.0	0.0	0.0	0.0
Ethane	0.0	0.0	0.0	0.0	0.0	0.0	0.0	0.0	0.0	0.0	0.0	0.0	0.0
NGL MIX	0.0	0.0	0.0	0.0	0.0	0.0	0.0	0.0	0.0	0.0	0.0	0.0	0.0
Sulphur	0.0	0.0	0.0	0.0	0.0	0.0	0.0	0.0	0.0	0.0	0.0	0.0	0.0
Sulphur Closing Inv	0.0	0.0	0.0	0.0	0.0	0.0	0.0	0.0	0.0	0.0	0.0	0.0	0.0

Unit of Measurement: Gas and Gas equivalent products: 1000m3, Liquids: m3, Sulphur: MTS

VPR6200

Facility ID ABGS0002639

Facility Name PANCDN CASSILS

Facility Licence # 2542

Facility Operator A7NW TXNE

Production Month	202001	202002	202003	202004	202005	202006	202007	202008	202009	202010	202011	202012	Totals
Receipts													
Receipts from Alberta Facilities	13,034.0	12,652.5	12,805.8	11,848.5	13,681.8	0.0	0.0	0.0	0.0	0.0	0.0	0.0	64,022.6
Receipts from Non-Alberta Facilities	0.0	0.0	0.0	0.0	0.0	0.0	0.0	0.0	0.0	0.0	0.0	0.0	0.0
Dispositions													
Disposition													
Battery	0.0	0.0	0.0	0.0	0.0	0.0	0.0	0.0	0.0	0.0	0.0	0.0	0.0
Gas Gathering System	0.0	0.0	0.0	0.0	0.0	0.0	0.0	0.0	0.0	0.0	0.0	0.0	0.0
Gas Plant	0.0	0.0	0.0	0.0	0.0	0.0	0.0	0.0	0.0	0.0	0.0	0.0	0.0
Injection Facility	0.0	0.0	0.0	0.0	0.0	0.0	0.0	0.0	0.0	0.0	0.0	0.0	0.0
Meter Station	12,392.8	11,970.2	12,445.3	11,370.8	12,527.5	0.0	0.0	0.0	0.0	0.0	0.0	0.0	60,706.6
Other	0.0	0.0	0.0	0.0	0.0	0.0	0.0	0.0	0.0	0.0	0.0	0.0	0.0
Alberta Commercial	0.0	0.0	0.0	0.0	0.0	0.0	0.0	0.0	0.0	0.0	0.0	0.0	0.0
Alberta Industrial	0.0	0.0	0.0	0.0	0.0	0.0	0.0	0.0	0.0	0.0	0.0	0.0	0.0
Alberta Residential	0.0	0.0	0.0	0.0	0.0	0.0	0.0	0.0	0.0	0.0	0.0	0.0	0.0
Alberta Elec.Generation	0.0	0.0	0.0	0.0	0.0	0.0	0.0	0.0	0.0	0.0	0.0	0.0	0.0
Shrinkage													
Acid Gas	0.0	0.0	0.0	0.0	0.0	0.0	0.0	0.0	0.0	0.0	0.0	0.0	0.0
Other products	0.8	0.0	0.0	0.1	1.3	0.0	0.0	0.0	0.0	0.0	0.0	0.0	2.2
Fuel	460.3	445.3	458.8	385.5	381.7	0.0	0.0	0.0	0.0	0.0	0.0	0.0	2,131.6
Flared	0.0	0.0	0.0	0.0	0.0	0.0	0.0	0.0	0.0	0.0	0.0	0.0	0.0
Vented	2.1	1.9	9.7	10.6	2.0	0.0	0.0	0.0	0.0	0.0	0.0	0.0	26.3
Diff and Other	178.0	235.1	-108.0	81.5	769.3	0.0	0.0	0.0	0.0	0.0	0.0	0.0	1,155.9
Process and Frac													
Pentanes Plus	3.7	0.0	0.0	0.6	6.3	0.0	0.0	0.0	0.0	0.0	0.0	0.0	10.6
Propane	0.0	0.0	0.0	0.0	0.0	0.0	0.0	0.0	0.0	0.0	0.0	0.0	0.0
Butanes	0.0	0.0	0.0	0.0	0.0	0.0	0.0	0.0	0.0	0.0	0.0	0.0	0.0
Ethane	0.0	0.0	0.0	0.0	0.0	0.0	0.0	0.0	0.0	0.0	0.0	0.0	0.0
NGL MIX	0.0	0.0	0.0	0.0	0.0	0.0	0.0	0.0	0.0	0.0	0.0	0.0	0.0
Sulphur	0.0	0.0	0.0	0.0	0.0	0.0	0.0	0.0	0.0	0.0	0.0	0.0	0.0
Sulphur Closing Inv	0.0	0.0	0.0	0.0	0.0	0.0	0.0	0.0	0.0	0.0	0.0	0.0	0.0

Unit of Measurement: Gas and Gas equivalent products: 1000m3, Liquids: m3, Sulphur: MTS

VPR6200

Facility ID ABGS0002679

Facility Name APACHE MONITOR

Facility Licence # Not Licenced

Facility Operator A7BT KARVE

Production Month	202001	202002	202003	202004	202005	202006	202007	202008	202009	202010	202011	202012	Totals
Receipts													
Receipts from Alberta Facilities	4,082.5	4,065.0	4,118.7	4,032.9	4,323.7	0.0	0.0	0.0	0.0	0.0	0.0	0.0	20,622.8
Receipts from Non-Alberta Facilities	0.0	0.0	0.0	0.0	0.0	0.0	0.0	0.0	0.0	0.0	0.0	0.0	0.0
Dispositions													
Disposition													
Battery	0.0	0.0	0.0	0.0	0.0	0.0	0.0	0.0	0.0	0.0	0.0	0.0	0.0
Gas Gathering System	0.0	0.0	0.0	0.0	0.0	0.0	0.0	0.0	0.0	0.0	0.0	0.0	0.0
Gas Plant	3,820.8	3,833.4	3,875.6	3,786.3	4,079.3	0.0	0.0	0.0	0.0	0.0	0.0	0.0	19,395.4
Injection Facility	0.0	0.0	0.0	0.0	0.0	0.0	0.0	0.0	0.0	0.0	0.0	0.0	0.0
Meter Station	0.0	0.0	0.0	0.0	0.0	0.0	0.0	0.0	0.0	0.0	0.0	0.0	0.0
Other	0.0	0.0	0.0	0.0	0.0	0.0	0.0	0.0	0.0	0.0	0.0	0.0	0.0
Alberta Commercial	0.0	0.0	0.0	0.0	0.0	0.0	0.0	0.0	0.0	0.0	0.0	0.0	0.0
Alberta Industrial	0.0	0.0	0.0	0.0	0.0	0.0	0.0	0.0	0.0	0.0	0.0	0.0	0.0
Alberta Residential	0.0	0.0	0.0	0.0	0.0	0.0	0.0	0.0	0.0	0.0	0.0	0.0	0.0
Alberta Elec.Generation	0.0	0.0	0.0	0.0	0.0	0.0	0.0	0.0	0.0	0.0	0.0	0.0	0.0
Shrinkage													
Acid Gas	0.0	0.0	0.0	0.0	0.0	0.0	0.0	0.0	0.0	0.0	0.0	0.0	0.0
Other products	0.0	0.0	0.0	17.2	6.4	0.0	0.0	0.0	0.0	0.0	0.0	0.0	23.6
Fuel	229.3	225.9	242.4	229.4	238.0	0.0	0.0	0.0	0.0	0.0	0.0	0.0	1,165.0
Flared	32.4	0.0	0.0	0.0	0.0	0.0	0.0	0.0	0.0	0.0	0.0	0.0	32.4
Vented	0.0	5.7	0.7	0.0	0.0	0.0	0.0	0.0	0.0	0.0	0.0	0.0	6.4
Diff and Other	0.0	0.0	0.0	0.0	0.0	0.0	0.0	0.0	0.0	0.0	0.0	0.0	0.0
Process and Frac													
Pentanes Plus	0.0	0.0	0.0	83.3	30.8	0.0	0.0	0.0	0.0	0.0	0.0	0.0	114.1
Propane	0.0	0.0	0.0	0.0	0.0	0.0	0.0	0.0	0.0	0.0	0.0	0.0	0.0
Butanes	0.0	0.0	0.0	0.0	0.0	0.0	0.0	0.0	0.0	0.0	0.0	0.0	0.0
Ethane	0.0	0.0	0.0	0.0	0.0	0.0	0.0	0.0	0.0	0.0	0.0	0.0	0.0
NGL MIX	0.0	0.0	0.0	0.0	0.0	0.0	0.0	0.0	0.0	0.0	0.0	0.0	0.0
Sulphur	0.0	0.0	0.0	0.0	0.0	0.0	0.0	0.0	0.0	0.0	0.0	0.0	0.0
Sulphur Closing Inv	0.0	0.0	0.0	0.0	0.0	0.0	0.0	0.0	0.0	0.0	0.0	0.0	0.0

Unit of Measurement: Gas and Gas equivalent products: 1000m3, Liquids: m3, Sulphur: MTS

VPR6200

Facility ID ABGS0002689

Facility Name MATZIWIN 6-10-23-14W4

Facility Licence # 20413

Facility Operator OHE9 CNRL

Production Month	202001	202002	202003	202004	202005	202006	202007	202008	202009	202010	202011	202012	Totals
Receipts													
Receipts from Alberta Facilities	4,083.6	3,989.6	3,941.1	3,871.6	4,266.1	0.0	0.0	0.0	0.0	0.0	0.0	0.0	20,152.0
Receipts from Non-Alberta Facilities	0.0	0.0	0.0	0.0	0.0	0.0	0.0	0.0	0.0	0.0	0.0	0.0	0.0
Dispositions													
Disposition													
Battery	0.0	0.0	0.0	0.0	0.0	0.0	0.0	0.0	0.0	0.0	0.0	0.0	0.0
Gas Gathering System	0.0	0.0	0.0	0.0	0.0	0.0	0.0	0.0	0.0	0.0	0.0	0.0	0.0
Gas Plant	0.0	0.0	0.0	0.0	0.0	0.0	0.0	0.0	0.0	0.0	0.0	0.0	0.0
Injection Facility	0.0	0.0	0.0	0.0	0.0	0.0	0.0	0.0	0.0	0.0	0.0	0.0	0.0
Meter Station	3,608.0	3,474.2	3,474.0	3,355.6	3,995.5	0.0	0.0	0.0	0.0	0.0	0.0	0.0	17,907.3
Other	0.0	0.0	0.0	0.0	0.0	0.0	0.0	0.0	0.0	0.0	0.0	0.0	0.0
Alberta Commercial	0.0	0.0	0.0	0.0	0.0	0.0	0.0	0.0	0.0	0.0	0.0	0.0	0.0
Alberta Industrial	0.0	0.0	0.0	0.0	0.0	0.0	0.0	0.0	0.0	0.0	0.0	0.0	0.0
Alberta Residential	0.0	0.0	0.0	0.0	0.0	0.0	0.0	0.0	0.0	0.0	0.0	0.0	0.0
Alberta Elec.Generation	0.0	0.0	0.0	0.0	0.0	0.0	0.0	0.0	0.0	0.0	0.0	0.0	0.0
Shrinkage													
Acid Gas	0.0	0.0	0.0	0.0	0.0	0.0	0.0	0.0	0.0	0.0	0.0	0.0	0.0
Other products	2.6	2.1	2.3	0.0	0.0	0.0	0.0	0.0	0.0	0.0	0.0	0.0	7.0
Fuel	346.5	318.1	316.8	284.6	283.5	0.0	0.0	0.0	0.0	0.0	0.0	0.0	1,549.5
Flared	0.0	0.0	0.0	0.0	0.0	0.0	0.0	0.0	0.0	0.0	0.0	0.0	0.0
Vented	0.2	0.2	0.2	0.2	0.2	0.0	0.0	0.0	0.0	0.0	0.0	0.0	1.0
Diff and Other	126.3	195.0	147.8	231.2	-13.1	0.0	0.0	0.0	0.0	0.0	0.0	0.0	687.2
Process and Frac													
Pentanes Plus	12.5	10.2	10.9	0.0	0.0	0.0	0.0	0.0	0.0	0.0	0.0	0.0	33.6
Propane	0.0	0.0	0.0	0.0	0.0	0.0	0.0	0.0	0.0	0.0	0.0	0.0	0.0
Butanes	0.0	0.0	0.0	0.0	0.0	0.0	0.0	0.0	0.0	0.0	0.0	0.0	0.0
Ethane	0.0	0.0	0.0	0.0	0.0	0.0	0.0	0.0	0.0	0.0	0.0	0.0	0.0
NGL MIX	0.0	0.0	0.0	0.0	0.0	0.0	0.0	0.0	0.0	0.0	0.0	0.0	0.0
Sulphur	0.0	0.0	0.0	0.0	0.0	0.0	0.0	0.0	0.0	0.0	0.0	0.0	0.0
Sulphur Closing Inv	0.0	0.0	0.0	0.0	0.0	0.0	0.0	0.0	0.0	0.0	0.0	0.0	0.0

Unit of Measurement: Gas and Gas equivalent products: 1000m3, Liquids: m3, Sulphur: MTS

VPR6200

Facility ID ABGS0002713

Facility Name POCO SNIPE LAKE

Facility Licence # Not Licenced

Facility Operator A517 LONG RUN

Production Month	202001	202002	202003	202004	202005	202006	202007	202008	202009	202010	202011	202012	Totals
Receipts													
Receipts from Alberta Facilities	79.4	79.0	105.2	123.2	133.9	0.0	0.0	0.0	0.0	0.0	0.0	0.0	520.7
Receipts from Non-Alberta Facilities	0.0	0.0	0.0	0.0	0.0	0.0	0.0	0.0	0.0	0.0	0.0	0.0	0.0
Dispositions													
Disposition													
Battery	17.0	15.5	19.8	14.2	3.9	0.0	0.0	0.0	0.0	0.0	0.0	0.0	70.4
Gas Gathering System	49.5	52.7	73.0	97.6	121.9	0.0	0.0	0.0	0.0	0.0	0.0	0.0	394.7
Gas Plant	0.0	0.0	0.0	0.0	0.0	0.0	0.0	0.0	0.0	0.0	0.0	0.0	0.0
Injection Facility	0.0	0.0	0.0	0.0	0.0	0.0	0.0	0.0	0.0	0.0	0.0	0.0	0.0
Meter Station	0.0	0.0	0.0	0.0	0.0	0.0	0.0	0.0	0.0	0.0	0.0	0.0	0.0
Other	0.0	0.0	0.0	0.0	0.0	0.0	0.0	0.0	0.0	0.0	0.0	0.0	0.0
Alberta Commercial	0.0	0.0	0.0	0.0	0.0	0.0	0.0	0.0	0.0	0.0	0.0	0.0	0.0
Alberta Industrial	0.0	0.0	0.0	0.0	0.0	0.0	0.0	0.0	0.0	0.0	0.0	0.0	0.0
Alberta Residential	0.0	0.0	0.0	0.0	0.0	0.0	0.0	0.0	0.0	0.0	0.0	0.0	0.0
Alberta Elec.Generation	0.0	0.0	0.0	0.0	0.0	0.0	0.0	0.0	0.0	0.0	0.0	0.0	0.0
Shrinkage													
Acid Gas	0.0	0.0	0.0	0.0	0.0	0.0	0.0	0.0	0.0	0.0	0.0	0.0	0.0
Other products	11.9	11.8	11.9	0.0	6.1	0.0	0.0	0.0	0.0	0.0	0.0	0.0	41.7
Fuel	0.0	0.0	0.0	0.0	0.0	0.0	0.0	0.0	0.0	0.0	0.0	0.0	0.0
Flared	1.1	0.9	2.2	0.1	0.1	0.0	0.0	0.0	0.0	0.0	0.0	0.0	4.4
Vented	0.0	0.0	0.0	0.0	0.0	0.0	0.0	0.0	0.0	0.0	0.0	0.0	0.0
Diff and Other	-0.1	-1.9	-1.7	11.3	1.9	0.0	0.0	0.0	0.0	0.0	0.0	0.0	9.5
Process and Frac													
Pentanes Plus	0.0	0.0	0.0	0.0	0.0	0.0	0.0	0.0	0.0	0.0	0.0	0.0	0.0
Propane	0.0	0.0	0.0	0.0	0.0	0.0	0.0	0.0	0.0	0.0	0.0	0.0	0.0
Butanes	0.0	0.0	0.0	0.0	0.0	0.0	0.0	0.0	0.0	0.0	0.0	0.0	0.0
Ethane	0.0	0.0	0.0	0.0	0.0	0.0	0.0	0.0	0.0	0.0	0.0	0.0	0.0
NGL MIX	48.7	48.1	48.8	0.0	25.4	0.0	0.0	0.0	0.0	0.0	0.0	0.0	171.0
Sulphur	0.0	0.0	0.0	0.0	0.0	0.0	0.0	0.0	0.0	0.0	0.0	0.0	0.0
Sulphur Closing Inv	0.0	0.0	0.0	0.0	0.0	0.0	0.0	0.0	0.0	0.0	0.0	0.0	0.0

Unit of Measurement: Gas and Gas equivalent products: 1000m3, Liquids: m3, Sulphur: MTS

VPR6200

Facility ID ABGS0002765

Facility Name TRIGAS IRRICANA

Facility Licence # Not Licenced

Facility Operator A2TG TQN

Production Month	202001	202002	202003	202004	202005	202006	202007	202008	202009	202010	202011	202012	Totals
Receipts													
Receipts from Alberta Facilities	6,804.0	5,865.3	5,990.0	5,977.3	6,465.5	0.0	0.0	0.0	0.0	0.0	0.0	0.0	31,102.1
Receipts from Non-Alberta Facilities	0.0	0.0	0.0	0.0	0.0	0.0	0.0	0.0	0.0	0.0	0.0	0.0	0.0
Dispositions													
Disposition													
Battery	0.0	0.0	0.0	0.0	0.0	0.0	0.0	0.0	0.0	0.0	0.0	0.0	0.0
Gas Gathering System	6,945.3	5,985.3	6,132.9	6,066.5	6,573.8	0.0	0.0	0.0	0.0	0.0	0.0	0.0	31,703.8
Gas Plant	0.0	0.0	0.0	0.0	0.0	0.0	0.0	0.0	0.0	0.0	0.0	0.0	0.0
Injection Facility	0.0	0.0	0.0	0.0	0.0	0.0	0.0	0.0	0.0	0.0	0.0	0.0	0.0
Meter Station	0.0	0.0	0.0	0.0	0.0	0.0	0.0	0.0	0.0	0.0	0.0	0.0	0.0
Other	0.0	0.0	0.0	0.0	0.0	0.0	0.0	0.0	0.0	0.0	0.0	0.0	0.0
Alberta Commercial	0.0	0.0	0.0	0.0	0.0	0.0	0.0	0.0	0.0	0.0	0.0	0.0	0.0
Alberta Industrial	0.0	0.0	0.0	0.0	0.0	0.0	0.0	0.0	0.0	0.0	0.0	0.0	0.0
Alberta Residential	0.0	0.0	0.0	0.0	0.0	0.0	0.0	0.0	0.0	0.0	0.0	0.0	0.0
Alberta Elec.Generation	0.0	0.0	0.0	0.0	0.0	0.0	0.0	0.0	0.0	0.0	0.0	0.0	0.0
Shrinkage													
Acid Gas	0.0	0.0	0.0	0.0	0.0	0.0	0.0	0.0	0.0	0.0	0.0	0.0	0.0
Other products	41.4	33.1	31.1	32.8	36.9	0.0	0.0	0.0	0.0	0.0	0.0	0.0	175.3
Fuel	36.0	31.0	36.3	34.8	4.4	0.0	0.0	0.0	0.0	0.0	0.0	0.0	142.5
Flared	0.6	0.6	1.2	0.5	6.7	0.0	0.0	0.0	0.0	0.0	0.0	0.0	9.6
Vented	0.0	0.0	0.0	0.0	0.0	0.0	0.0	0.0	0.0	0.0	0.0	0.0	0.0
Diff and Other	-219.3	-184.7	-211.5	-157.3	-156.3	0.0	0.0	0.0	0.0	0.0	0.0	0.0	-929.1
Process and Frac													
Pentanes Plus	200.3	160.3	150.5	158.7	178.4	0.0	0.0	0.0	0.0	0.0	0.0	0.0	848.2
Propane	0.0	0.0	0.0	0.0	0.0	0.0	0.0	0.0	0.0	0.0	0.0	0.0	0.0
Butanes	0.0	0.0	0.0	0.0	0.0	0.0	0.0	0.0	0.0	0.0	0.0	0.0	0.0
Ethane	0.0	0.0	0.0	0.0	0.0	0.0	0.0	0.0	0.0	0.0	0.0	0.0	0.0
NGL MIX	0.0	0.0	0.0	0.0	0.0	0.0	0.0	0.0	0.0	0.0	0.0	0.0	0.0
Sulphur	0.0	0.0	0.0	0.0	0.0	0.0	0.0	0.0	0.0	0.0	0.0	0.0	0.0
Sulphur Closing Inv	0.0	0.0	0.0	0.0	0.0	0.0	0.0	0.0	0.0	0.0	0.0	0.0	0.0

Unit of Measurement: Gas and Gas equivalent products: 1000m3, Liquids: m3, Sulphur: MTS

VPR6200

Facility ID ABGS0002863

Facility Name NEWPORT WILLESDEN GREEN

Facility Licence # Not Licenced

Facility Operator OZOH HARVEST

Production Month	202001	202002	202003	202004	202005	202006	202007	202008	202009	202010	202011	202012	Totals
Receipts													
Receipts from Alberta Facilities	5,740.3	5,396.5	5,469.6	5,118.0	5,099.3	0.0	0.0	0.0	0.0	0.0	0.0	0.0	26,823.7
Receipts from Non-Alberta Facilities	0.0	0.0	0.0	0.0	0.0	0.0	0.0	0.0	0.0	0.0	0.0	0.0	0.0
Dispositions													
Disposition													
Battery	24.6	32.2	28.9	9.3	0.0	0.0	0.0	0.0	0.0	0.0	0.0	0.0	95.0
Gas Gathering System	0.0	0.0	0.0	0.0	0.0	0.0	0.0	0.0	0.0	0.0	0.0	0.0	0.0
Gas Plant	5,575.0	5,076.9	5,216.8	4,908.7	4,723.4	0.0	0.0	0.0	0.0	0.0	0.0	0.0	25,500.8
Injection Facility	0.0	0.0	0.0	0.0	0.0	0.0	0.0	0.0	0.0	0.0	0.0	0.0	0.0
Meter Station	0.0	0.0	0.0	0.0	0.0	0.0	0.0	0.0	0.0	0.0	0.0	0.0	0.0
Other	0.0	0.0	0.0	0.0	0.0	0.0	0.0	0.0	0.0	0.0	0.0	0.0	0.0
Alberta Commercial	0.0	0.0	0.0	0.0	0.0	0.0	0.0	0.0	0.0	0.0	0.0	0.0	0.0
Alberta Industrial	0.0	0.0	0.0	0.0	0.0	0.0	0.0	0.0	0.0	0.0	0.0	0.0	0.0
Alberta Residential	0.0	0.0	0.0	0.0	0.0	0.0	0.0	0.0	0.0	0.0	0.0	0.0	0.0
Alberta Elec.Generation	0.0	0.0	0.0	0.0	0.0	0.0	0.0	0.0	0.0	0.0	0.0	0.0	0.0
Shrinkage													
Acid Gas	0.0	0.0	0.0	0.0	0.0	0.0	0.0	0.0	0.0	0.0	0.0	0.0	0.0
Other products	8.5	3.2	3.4	5.2	3.3	0.0	0.0	0.0	0.0	0.0	0.0	0.0	23.6
Fuel	234.3	214.0	222.9	226.5	258.8	0.0	0.0	0.0	0.0	0.0	0.0	0.0	1,156.5
Flared	0.0	0.0	0.0	0.0	0.0	0.0	0.0	0.0	0.0	0.0	0.0	0.0	0.0
Vented	5.2	4.9	5.1	5.1	5.5	0.0	0.0	0.0	0.0	0.0	0.0	0.0	25.8
Diff and Other	-107.3	65.3	-7.5	-36.8	108.3	0.0	0.0	0.0	0.0	0.0	0.0	0.0	22.0
Process and Frac													
Pentanes Plus	41.2	15.6	16.3	25.3	16.0	0.0	0.0	0.0	0.0	0.0	0.0	0.0	114.4
Propane	0.0	0.0	0.0	0.0	0.0	0.0	0.0	0.0	0.0	0.0	0.0	0.0	0.0
Butanes	0.0	0.0	0.0	0.0	0.0	0.0	0.0	0.0	0.0	0.0	0.0	0.0	0.0
Ethane	0.0	0.0	0.0	0.0	0.0	0.0	0.0	0.0	0.0	0.0	0.0	0.0	0.0
NGL MIX	0.0	0.0	0.0	0.0	0.0	0.0	0.0	0.0	0.0	0.0	0.0	0.0	0.0
Sulphur	0.0	0.0	0.0	0.0	0.0	0.0	0.0	0.0	0.0	0.0	0.0	0.0	0.0
Sulphur Closing Inv	0.0	0.0	0.0	0.0	0.0	0.0	0.0	0.0	0.0	0.0	0.0	0.0	0.0

Unit of Measurement: Gas and Gas equivalent products: 1000m3, Liquids: m3, Sulphur: MTS

VPR6200

Facility ID ABGS0002892

Facility Name VIKING-KINSELLA 16-9-46-9W4

Facility Licence # 22767

Facility Operator OHE9 CNRL

Production Month	202001	202002	202003	202004	202005	202006	202007	202008	202009	202010	202011	202012	Totals
Receipts													
Receipts from Alberta Facilities	636.3	583.1	430.6	548.1	768.8	0.0	0.0	0.0	0.0	0.0	0.0	0.0	2,966.9
Receipts from Non-Alberta Facilities	0.0	0.0	0.0	0.0	0.0	0.0	0.0	0.0	0.0	0.0	0.0	0.0	0.0
Dispositions													
Disposition Battery	0.0	0.0	0.0	0.0	0.0	0.0	0.0	0.0	0.0	0.0	0.0	0.0	0.0
Gas Gathering System	0.0	0.0	0.0	0.0	0.0	0.0	0.0	0.0	0.0	0.0	0.0	0.0	0.0
Gas Plant	0.0	0.0	0.0	0.0	0.0	0.0	0.0	0.0	0.0	0.0	0.0	0.0	0.0
Injection Facility	0.0	0.0	0.0	0.0	0.0	0.0	0.0	0.0	0.0	0.0	0.0	0.0	0.0
Meter Station	504.7	464.0	344.2	438.1	666.5	0.0	0.0	0.0	0.0	0.0	0.0	0.0	2,417.5
Other	0.0	0.0	0.0	0.0	0.0	0.0	0.0	0.0	0.0	0.0	0.0	0.0	0.0
Alberta Commercial	0.0	0.0	0.0	0.0	0.0	0.0	0.0	0.0	0.0	0.0	0.0	0.0	0.0
Alberta Industrial	0.0	0.0	0.0	0.0	0.0	0.0	0.0	0.0	0.0	0.0	0.0	0.0	0.0
Alberta Residential	0.0	0.0	0.0	0.0	0.0	0.0	0.0	0.0	0.0	0.0	0.0	0.0	0.0
Alberta Elec.Generation	0.0	0.0	0.0	0.0	0.0	0.0	0.0	0.0	0.0	0.0	0.0	0.0	0.0
Shrinkage Acid Gas	0.0	0.0	0.0	0.0	0.0	0.0	0.0	0.0	0.0	0.0	0.0	0.0	0.0
Other products	0.3	0.2	0.1	0.2	0.0	0.0	0.0	0.0	0.0	0.0	0.0	0.0	0.8
Fuel	107.3	99.0	80.3	104.9	104.9	0.0	0.0	0.0	0.0	0.0	0.0	0.0	496.4
Flared	0.0	0.0	0.0	0.0	0.0	0.0	0.0	0.0	0.0	0.0	0.0	0.0	0.0
Vented	0.9	0.9	6.3	5.6	5.8	0.0	0.0	0.0	0.0	0.0	0.0	0.0	19.5
Diff and Other	23.1	19.0	-0.3	-0.7	-8.4	0.0	0.0	0.0	0.0	0.0	0.0	0.0	32.7
Process and Frac													
Pentanes Plus	1.5	1.0	0.5	1.0	0.0	0.0	0.0	0.0	0.0	0.0	0.0	0.0	4.0
Propane	0.0	0.0	0.0	0.0	0.0	0.0	0.0	0.0	0.0	0.0	0.0	0.0	0.0
Butanes	0.0	0.0	0.0	0.0	0.0	0.0	0.0	0.0	0.0	0.0	0.0	0.0	0.0
Ethane	0.0	0.0	0.0	0.0	0.0	0.0	0.0	0.0	0.0	0.0	0.0	0.0	0.0
NGL MIX	0.0	0.0	0.0	0.0	0.0	0.0	0.0	0.0	0.0	0.0	0.0	0.0	0.0
Sulphur	0.0	0.0	0.0	0.0	0.0	0.0	0.0	0.0	0.0	0.0	0.0	0.0	0.0
Sulphur Closing Inv	0.0	0.0	0.0	0.0	0.0	0.0	0.0	0.0	0.0	0.0	0.0	0.0	0.0

Unit of Measurement: Gas and Gas equivalent products: 1000m3, Liquids: m3, Sulphur: MTS

VPR6200

Facility ID ABGS0002918
Facility Licence # Not Licenced

Facility Name IMPERIAL VERGER
Facility Operator OHE9 CNRL

Production Month	202001	202002	202003	202004	202005	202006	202007	202008	202009	202010	202011	202012	Totals
Receipts													
Receipts from Alberta Facilities	4,216.3	4,966.4	4,893.2	4,933.4	5,179.2	0.0	0.0	0.0	0.0	0.0	0.0	0.0	24,188.5
Receipts from Non-Alberta Facilities	0.0	0.0	0.0	0.0	0.0	0.0	0.0	0.0	0.0	0.0	0.0	0.0	0.0
Dispositions													
Disposition													
Battery	0.0	0.0	0.0	0.0	0.0	0.0	0.0	0.0	0.0	0.0	0.0	0.0	0.0
Gas Gathering System	0.0	0.0	0.0	0.0	0.0	0.0	0.0	0.0	0.0	0.0	0.0	0.0	0.0
Gas Plant	0.0	0.0	0.0	0.0	0.0	0.0	0.0	0.0	0.0	0.0	0.0	0.0	0.0
Injection Facility	0.0	0.0	0.0	0.0	0.0	0.0	0.0	0.0	0.0	0.0	0.0	0.0	0.0
Meter Station	3,856.0	4,611.1	4,583.6	4,431.9	4,833.6	0.0	0.0	0.0	0.0	0.0	0.0	0.0	22,316.2
Other	0.0	0.0	0.0	0.0	0.0	0.0	0.0	0.0	0.0	0.0	0.0	0.0	0.0
Alberta Commercial	0.0	0.0	0.0	0.0	0.0	0.0	0.0	0.0	0.0	0.0	0.0	0.0	0.0
Alberta Industrial	0.0	0.0	0.0	0.0	0.0	0.0	0.0	0.0	0.0	0.0	0.0	0.0	0.0
Alberta Residential	0.0	0.0	0.0	0.0	0.0	0.0	0.0	0.0	0.0	0.0	0.0	0.0	0.0
Alberta Elec.Generation	0.0	0.0	0.0	0.0	0.0	0.0	0.0	0.0	0.0	0.0	0.0	0.0	0.0
Shrinkage													
Acid Gas	0.0	0.0	0.0	0.0	0.0	0.0	0.0	0.0	0.0	0.0	0.0	0.0	0.0
Other products	0.0	0.0	0.0	0.0	0.4	0.0	0.0	0.0	0.0	0.0	0.0	0.0	0.4
Fuel	301.2	351.7	363.4	350.4	363.9	0.0	0.0	0.0	0.0	0.0	0.0	0.0	1,730.6
Flared	0.0	0.0	0.0	0.0	0.0	0.0	0.0	0.0	0.0	0.0	0.0	0.0	0.0
Vented	5.4	5.1	5.4	5.2	5.4	0.0	0.0	0.0	0.0	0.0	0.0	0.0	26.5
Diff and Other	53.7	-1.5	-59.2	145.9	-24.1	0.0	0.0	0.0	0.0	0.0	0.0	0.0	114.8
Process and Frac													
Pentanes Plus	0.0	0.0	0.0	0.0	1.8	0.0	0.0	0.0	0.0	0.0	0.0	0.0	1.8
Propane	0.0	0.0	0.0	0.0	0.0	0.0	0.0	0.0	0.0	0.0	0.0	0.0	0.0
Butanes	0.0	0.0	0.0	0.0	0.0	0.0	0.0	0.0	0.0	0.0	0.0	0.0	0.0
Ethane	0.0	0.0	0.0	0.0	0.0	0.0	0.0	0.0	0.0	0.0	0.0	0.0	0.0
NGL MIX	0.0	0.0	0.0	0.0	0.0	0.0	0.0	0.0	0.0	0.0	0.0	0.0	0.0
Sulphur	0.0	0.0	0.0	0.0	0.0	0.0	0.0	0.0	0.0	0.0	0.0	0.0	0.0
Sulphur Closing Inv	0.0	0.0	0.0	0.0	0.0	0.0	0.0	0.0	0.0	0.0	0.0	0.0	0.0

Unit of Measurement: Gas and Gas equivalent products: 1000m3, Liquids: m3, Sulphur: MTS

VPR6200

Facility ID ABGS0002920

Facility Name SAMSON FERRYBANK

Facility Licence # 21540

Facility Operator OTM9 NAL

Production Month	202001	202002	202003	202004	202005	202006	202007	202008	202009	202010	202011	202012	Totals
Receipts													
Receipts from Alberta Facilities	1,311.3	1,284.3	1,329.2	1,473.2	1,477.4	0.0	0.0	0.0	0.0	0.0	0.0	0.0	6,875.4
Receipts from Non-Alberta Facilities	0.0	0.0	0.0	0.0	0.0	0.0	0.0	0.0	0.0	0.0	0.0	0.0	0.0
Dispositions													
Disposition													
Battery	0.0	0.0	0.0	0.0	0.0	0.0	0.0	0.0	0.0	0.0	0.0	0.0	0.0
Gas Gathering System	1,260.0	1,248.1	1,306.8	1,429.6	1,463.0	0.0	0.0	0.0	0.0	0.0	0.0	0.0	6,707.5
Gas Plant	0.0	0.0	0.0	0.0	0.0	0.0	0.0	0.0	0.0	0.0	0.0	0.0	0.0
Injection Facility	0.0	0.0	0.0	0.0	0.0	0.0	0.0	0.0	0.0	0.0	0.0	0.0	0.0
Meter Station	0.0	0.0	0.0	0.0	0.0	0.0	0.0	0.0	0.0	0.0	0.0	0.0	0.0
Other	0.0	0.0	0.0	0.0	0.0	0.0	0.0	0.0	0.0	0.0	0.0	0.0	0.0
Alberta Commercial	0.0	0.0	0.0	0.0	0.0	0.0	0.0	0.0	0.0	0.0	0.0	0.0	0.0
Alberta Industrial	0.0	0.0	0.0	0.0	0.0	0.0	0.0	0.0	0.0	0.0	0.0	0.0	0.0
Alberta Residential	0.0	0.0	0.0	0.0	0.0	0.0	0.0	0.0	0.0	0.0	0.0	0.0	0.0
Alberta Elec.Generation	0.0	0.0	0.0	0.0	0.0	0.0	0.0	0.0	0.0	0.0	0.0	0.0	0.0
Shrinkage													
Acid Gas	0.0	0.0	0.0	0.0	0.0	0.0	0.0	0.0	0.0	0.0	0.0	0.0	0.0
Other products	0.0	0.0	0.0	0.0	0.0	0.0	0.0	0.0	0.0	0.0	0.0	0.0	0.0
Fuel	59.1	55.6	59.0	57.5	61.9	0.0	0.0	0.0	0.0	0.0	0.0	0.0	293.1
Flared	0.0	0.0	0.0	0.0	0.0	0.0	0.0	0.0	0.0	0.0	0.0	0.0	0.0
Vented	0.0	0.0	0.0	0.0	0.0	0.0	0.0	0.0	0.0	0.0	0.0	0.0	0.0
Diff and Other	-7.8	-19.4	-36.6	-13.9	-47.5	0.0	0.0	0.0	0.0	0.0	0.0	0.0	-125.2
Process and Frac													
Pentanes Plus	0.1	0.0	0.0	0.0	0.0	0.0	0.0	0.0	0.0	0.0	0.0	0.0	0.1
Propane	0.0	0.0	0.0	0.0	0.0	0.0	0.0	0.0	0.0	0.0	0.0	0.0	0.0
Butanes	0.0	0.0	0.0	0.0	0.0	0.0	0.0	0.0	0.0	0.0	0.0	0.0	0.0
Ethane	0.0	0.0	0.0	0.0	0.0	0.0	0.0	0.0	0.0	0.0	0.0	0.0	0.0
NGL MIX	0.0	0.0	0.0	0.0	0.0	0.0	0.0	0.0	0.0	0.0	0.0	0.0	0.0
Sulphur	0.0	0.0	0.0	0.0	0.0	0.0	0.0	0.0	0.0	0.0	0.0	0.0	0.0
Sulphur Closing Inv	0.0	0.0	0.0	0.0	0.0	0.0	0.0	0.0	0.0	0.0	0.0	0.0	0.0

Unit of Measurement: Gas and Gas equivalent products: 1000m3, Liquids: m3, Sulphur: MTS

VPR6200

Facility ID ABGS0003007

Facility Name CONOCO NITON

Facility Licence # Not Licenced

Facility Operator A5D4 CVE

Production Month	202001	202002	202003	202004	202005	202006	202007	202008	202009	202010	202011	202012	Totals
Receipts													
Receipts from Alberta Facilities	6,169.0	6,086.6	6,398.5	6,194.4	6,281.5	0.0	0.0	0.0	0.0	0.0	0.0	0.0	31,130.0
Receipts from Non-Alberta Facilities	0.0	0.0	0.0	0.0	0.0	0.0	0.0	0.0	0.0	0.0	0.0	0.0	0.0
Dispositions													
Disposition													
Battery	5.3	20.9	6.2	5.0	2.6	0.0	0.0	0.0	0.0	0.0	0.0	0.0	40.0
Gas Gathering System	0.0	0.0	0.0	0.0	0.0	0.0	0.0	0.0	0.0	0.0	0.0	0.0	0.0
Gas Plant	6,326.1	6,205.8	6,565.1	6,252.4	6,293.5	0.0	0.0	0.0	0.0	0.0	0.0	0.0	31,642.9
Injection Facility	0.0	0.0	0.0	0.0	0.0	0.0	0.0	0.0	0.0	0.0	0.0	0.0	0.0
Meter Station	0.0	0.0	0.0	0.0	0.0	0.0	0.0	0.0	0.0	0.0	0.0	0.0	0.0
Other	0.0	0.0	0.0	0.0	0.0	0.0	0.0	0.0	0.0	0.0	0.0	0.0	0.0
Alberta Commercial	0.0	0.0	0.0	0.0	0.0	0.0	0.0	0.0	0.0	0.0	0.0	0.0	0.0
Alberta Industrial	0.0	0.0	0.0	0.0	0.0	0.0	0.0	0.0	0.0	0.0	0.0	0.0	0.0
Alberta Residential	0.0	0.0	0.0	0.0	0.0	0.0	0.0	0.0	0.0	0.0	0.0	0.0	0.0
Alberta Elec.Generation	0.0	0.0	0.0	0.0	0.0	0.0	0.0	0.0	0.0	0.0	0.0	0.0	0.0
Shrinkage													
Acid Gas	0.0	0.0	0.0	0.0	0.0	0.0	0.0	0.0	0.0	0.0	0.0	0.0	0.0
Other products	31.7	32.0	31.6	26.6	31.2	0.0	0.0	0.0	0.0	0.0	0.0	0.0	153.1
Fuel	134.0	110.9	137.2	131.3	132.8	0.0	0.0	0.0	0.0	0.0	0.0	0.0	646.2
Flared	0.0	0.0	0.0	0.0	0.0	0.0	0.0	0.0	0.0	0.0	0.0	0.0	0.0
Vented	4.2	5.3	4.3	4.3	4.0	0.0	0.0	0.0	0.0	0.0	0.0	0.0	22.1
Diff and Other	-332.3	-288.3	-345.9	-225.2	-182.6	0.0	0.0	0.0	0.0	0.0	0.0	0.0	-1,374.3
Process and Frac													
Pentanes Plus	153.5	155.0	152.7	128.9	150.9	0.0	0.0	0.0	0.0	0.0	0.0	0.0	741.0
Propane	0.0	0.0	0.0	0.0	0.0	0.0	0.0	0.0	0.0	0.0	0.0	0.0	0.0
Butanes	0.0	0.0	0.0	0.0	0.0	0.0	0.0	0.0	0.0	0.0	0.0	0.0	0.0
Ethane	0.0	0.0	0.0	0.0	0.0	0.0	0.0	0.0	0.0	0.0	0.0	0.0	0.0
NGL MIX	0.0	0.0	0.0	0.0	0.0	0.0	0.0	0.0	0.0	0.0	0.0	0.0	0.0
Sulphur	0.0	0.0	0.0	0.0	0.0	0.0	0.0	0.0	0.0	0.0	0.0	0.0	0.0
Sulphur Closing Inv	0.0	0.0	0.0	0.0	0.0	0.0	0.0	0.0	0.0	0.0	0.0	0.0	0.0

Unit of Measurement: Gas and Gas equivalent products: 1000m3, Liquids: m3, Sulphur: MTS

VPR6200

Facility ID ABGS0003011

Facility Name SUNCOR SOUTH ROSEVEAR

Facility Licence # Not Licenced

Facility Operator A5RX BEC

Production Month	202001	202002	202003	202004	202005	202006	202007	202008	202009	202010	202011	202012	Totals
Receipts													
Receipts from Alberta Facilities	10,394.9	10,186.2	10,869.0	10,313.2	10,492.7	0.0	0.0	0.0	0.0	0.0	0.0	0.0	52,256.0
Receipts from Non-Alberta Facilities	0.0	0.0	0.0	0.0	0.0	0.0	0.0	0.0	0.0	0.0	0.0	0.0	0.0
Dispositions													
Disposition													
Battery	0.0	0.0	0.0	0.0	0.0	0.0	0.0	0.0	0.0	0.0	0.0	0.0	0.0
Gas Gathering System	0.0	0.0	0.0	0.0	0.0	0.0	0.0	0.0	0.0	0.0	0.0	0.0	0.0
Gas Plant	10,178.8	10,037.0	10,650.9	10,045.6	10,294.9	0.0	0.0	0.0	0.0	0.0	0.0	0.0	51,207.2
Injection Facility	0.0	0.0	0.0	0.0	0.0	0.0	0.0	0.0	0.0	0.0	0.0	0.0	0.0
Meter Station	0.0	0.0	0.0	0.0	0.0	0.0	0.0	0.0	0.0	0.0	0.0	0.0	0.0
Other	0.0	0.0	0.0	0.0	0.0	0.0	0.0	0.0	0.0	0.0	0.0	0.0	0.0
Alberta Commercial	0.0	0.0	0.0	0.0	0.0	0.0	0.0	0.0	0.0	0.0	0.0	0.0	0.0
Alberta Industrial	0.0	0.0	0.0	0.0	0.0	0.0	0.0	0.0	0.0	0.0	0.0	0.0	0.0
Alberta Residential	0.0	0.0	0.0	0.0	0.0	0.0	0.0	0.0	0.0	0.0	0.0	0.0	0.0
Alberta Elec.Generation	0.0	0.0	0.0	0.0	0.0	0.0	0.0	0.0	0.0	0.0	0.0	0.0	0.0
Shrinkage													
Acid Gas	0.0	0.0	0.0	0.0	0.0	0.0	0.0	0.0	0.0	0.0	0.0	0.0	0.0
Other products	0.5	0.0	0.3	0.0	0.1	0.0	0.0	0.0	0.0	0.0	0.0	0.0	0.9
Fuel	534.1	484.2	532.0	501.9	508.0	0.0	0.0	0.0	0.0	0.0	0.0	0.0	2,560.2
Flared	0.0	0.0	0.0	0.0	0.0	0.0	0.0	0.0	0.0	0.0	0.0	0.0	0.0
Vented	1.7	9.9	4.0	3.7	0.5	0.0	0.0	0.0	0.0	0.0	0.0	0.0	19.8
Diff and Other	-320.2	-344.9	-318.2	-238.0	-310.8	0.0	0.0	0.0	0.0	0.0	0.0	0.0	-1,532.1
Process and Frac													
Pentanes Plus	2.4	0.0	1.5	0.0	0.3	0.0	0.0	0.0	0.0	0.0	0.0	0.0	4.2
Propane	0.0	0.0	0.0	0.0	0.0	0.0	0.0	0.0	0.0	0.0	0.0	0.0	0.0
Butanes	0.0	0.0	0.0	0.0	0.0	0.0	0.0	0.0	0.0	0.0	0.0	0.0	0.0
Ethane	0.0	0.0	0.0	0.0	0.0	0.0	0.0	0.0	0.0	0.0	0.0	0.0	0.0
NGL MIX	0.0	0.0	0.0	0.0	0.0	0.0	0.0	0.0	0.0	0.0	0.0	0.0	0.0
Sulphur	0.0	0.0	0.0	0.0	0.0	0.0	0.0	0.0	0.0	0.0	0.0	0.0	0.0
Sulphur Closing Inv	0.0	0.0	0.0	0.0	0.0	0.0	0.0	0.0	0.0	0.0	0.0	0.0	0.0

Unit of Measurement: Gas and Gas equivalent products: 1000m3, Liquids: m3, Sulphur: MTS

VPR6200

Facility ID ABGS0003055
Facility Licence # Not Licenced

Facility Name ENERMARK VALHALLA
Facility Operator A76W LONGSHORE

Production Month	202001	202002	202003	202004	202005	202006	202007	202008	202009	202010	202011	202012	Totals
SHUTIN													
Receipts													
Receipts from Alberta Facilities	196.3	203.8	214.2	95.8	0.0	0.0	0.0	0.0	0.0	0.0	0.0	0.0	710.1
Receipts from Non-Alberta Facilities	0.0	0.0	0.0	0.0	0.0	0.0	0.0	0.0	0.0	0.0	0.0	0.0	0.0
Dispositions													
Disposition													
Battery	0.0	0.0	0.0	0.0	0.0	0.0	0.0	0.0	0.0	0.0	0.0	0.0	0.0
Gas Gathering System	196.3	203.8	214.1	95.8	0.0	0.0	0.0	0.0	0.0	0.0	0.0	0.0	710.0
Gas Plant	0.0	0.0	0.0	0.0	0.0	0.0	0.0	0.0	0.0	0.0	0.0	0.0	0.0
Injection Facility	0.0	0.0	0.0	0.0	0.0	0.0	0.0	0.0	0.0	0.0	0.0	0.0	0.0
Meter Station	0.0	0.0	0.0	0.0	0.0	0.0	0.0	0.0	0.0	0.0	0.0	0.0	0.0
Other	0.0	0.0	0.0	0.0	0.0	0.0	0.0	0.0	0.0	0.0	0.0	0.0	0.0
Alberta Commercial	0.0	0.0	0.0	0.0	0.0	0.0	0.0	0.0	0.0	0.0	0.0	0.0	0.0
Alberta Industrial	0.0	0.0	0.0	0.0	0.0	0.0	0.0	0.0	0.0	0.0	0.0	0.0	0.0
Alberta Residential	0.0	0.0	0.0	0.0	0.0	0.0	0.0	0.0	0.0	0.0	0.0	0.0	0.0
Alberta Elec.Generation	0.0	0.0	0.0	0.0	0.0	0.0	0.0	0.0	0.0	0.0	0.0	0.0	0.0
Shrinkage													
Acid Gas	0.0	0.0	0.0	0.0	0.0	0.0	0.0	0.0	0.0	0.0	0.0	0.0	0.0
Other products	3.8	5.8	2.0	0.8	0.0	0.0	0.0	0.0	0.0	0.0	0.0	0.0	12.4
Fuel	0.0	0.0	0.0	0.0	0.0	0.0	0.0	0.0	0.0	0.0	0.0	0.0	0.0
Flared	0.0	0.0	0.0	0.0	0.0	0.0	0.0	0.0	0.0	0.0	0.0	0.0	0.0
Vented	0.0	0.0	0.0	0.0	0.0	0.0	0.0	0.0	0.0	0.0	0.0	0.0	0.0
Diff and Other	-3.8	-5.8	-1.9	-0.8	0.0	0.0	0.0	0.0	0.0	0.0	0.0	0.0	-12.3
Process and Frac													
Pentanes Plus	18.3	28.2	9.9	4.0	0.0	0.0	0.0	0.0	0.0	0.0	0.0	0.0	60.4
Propane	0.0	0.0	0.0	0.0	0.0	0.0	0.0	0.0	0.0	0.0	0.0	0.0	0.0
Butanes	0.0	0.0	0.0	0.0	0.0	0.0	0.0	0.0	0.0	0.0	0.0	0.0	0.0
Ethane	0.0	0.0	0.0	0.0	0.0	0.0	0.0	0.0	0.0	0.0	0.0	0.0	0.0
NGL MIX	0.0	0.0	0.0	0.0	0.0	0.0	0.0	0.0	0.0	0.0	0.0	0.0	0.0
Sulphur	0.0	0.0	0.0	0.0	0.0	0.0	0.0	0.0	0.0	0.0	0.0	0.0	0.0
Sulphur Closing Inv	0.0	0.0	0.0	0.0	0.0	0.0	0.0	0.0	0.0	0.0	0.0	0.0	0.0

Unit of Measurement: Gas and Gas equivalent products: 1000m3, Liquids: m3, Sulphur: MTS

VPR6200

Facility ID ABGS0003066
Facility Licence # 29479

Facility Name APACHE CASTOR
Facility Operator A7BT KARVE

Production Month	202001	202002	202003	202004	202005	202006	202007	202008	202009	202010	202011	202012	Totals
Receipts													
Receipts from Alberta Facilities	1,107.0	1,104.6	1,097.0	1,091.3	1,173.6	0.0	0.0	0.0	0.0	0.0	0.0	0.0	5,573.5
Receipts from Non-Alberta Facilities	0.0	0.0	0.0	0.0	0.0	0.0	0.0	0.0	0.0	0.0	0.0	0.0	0.0
Dispositions													
Disposition													
Battery	0.0	0.0	0.0	0.0	0.0	0.0	0.0	0.0	0.0	0.0	0.0	0.0	0.0
Gas Gathering System	978.0	982.7	987.7	989.9	1,062.4	0.0	0.0	0.0	0.0	0.0	0.0	0.0	5,000.7
Gas Plant	0.0	0.0	0.0	0.0	0.0	0.0	0.0	0.0	0.0	0.0	0.0	0.0	0.0
Injection Facility	0.0	0.0	0.0	0.0	0.0	0.0	0.0	0.0	0.0	0.0	0.0	0.0	0.0
Meter Station	0.0	0.0	0.0	0.0	0.0	0.0	0.0	0.0	0.0	0.0	0.0	0.0	0.0
Other	0.0	0.0	0.0	0.0	0.0	0.0	0.0	0.0	0.0	0.0	0.0	0.0	0.0
Alberta Commercial	0.0	0.0	0.0	0.0	0.0	0.0	0.0	0.0	0.0	0.0	0.0	0.0	0.0
Alberta Industrial	0.0	0.0	0.0	0.0	0.0	0.0	0.0	0.0	0.0	0.0	0.0	0.0	0.0
Alberta Residential	0.0	0.0	0.0	0.0	0.0	0.0	0.0	0.0	0.0	0.0	0.0	0.0	0.0
Alberta Elec.Generation	0.0	0.0	0.0	0.0	0.0	0.0	0.0	0.0	0.0	0.0	0.0	0.0	0.0
Shrinkage													
Acid Gas	0.0	0.0	0.0	0.0	0.0	0.0	0.0	0.0	0.0	0.0	0.0	0.0	0.0
Other products	1.0	0.8	0.9	0.0	0.0	0.0	0.0	0.0	0.0	0.0	0.0	0.0	2.7
Fuel	96.3	88.9	94.7	90.5	92.2	0.0	0.0	0.0	0.0	0.0	0.0	0.0	462.6
Flared	0.0	0.0	0.0	0.0	0.0	0.0	0.0	0.0	0.0	0.0	0.0	0.0	0.0
Vented	0.0	0.0	0.0	0.0	0.0	0.0	0.0	0.0	0.0	0.0	0.0	0.0	0.0
Diff and Other	31.7	32.2	13.7	10.9	19.0	0.0	0.0	0.0	0.0	0.0	0.0	0.0	107.5
Process and Frac													
Pentanes Plus	4.9	3.9	4.4	0.0	0.0	0.0	0.0	0.0	0.0	0.0	0.0	0.0	13.2
Propane	0.0	0.0	0.0	0.0	0.0	0.0	0.0	0.0	0.0	0.0	0.0	0.0	0.0
Butanes	0.0	0.0	0.0	0.0	0.0	0.0	0.0	0.0	0.0	0.0	0.0	0.0	0.0
Ethane	0.0	0.0	0.0	0.0	0.0	0.0	0.0	0.0	0.0	0.0	0.0	0.0	0.0
NGL MIX	0.0	0.0	0.0	0.0	0.0	0.0	0.0	0.0	0.0	0.0	0.0	0.0	0.0
Sulphur	0.0	0.0	0.0	0.0	0.0	0.0	0.0	0.0	0.0	0.0	0.0	0.0	0.0
Sulphur Closing Inv	0.0	0.0	0.0	0.0	0.0	0.0	0.0	0.0	0.0	0.0	0.0	0.0	0.0

Unit of Measurement: Gas and Gas equivalent products: 1000m3, Liquids: m3, Sulphur: MTS

VPR6200

Facility ID ABGS0003119
Facility Licence # 23256

Facility Name PANCDN ALDERSON UNIT #5
Facility Operator A868 IPCCAN

Production Month	202001	202002	202003	202004	202005	202006	202007	202008	202009	202010	202011	202012	Totals
Receipts													
Receipts from Alberta Facilities	4,987.6	4,859.6	4,958.9	4,834.7	4,967.1	0.0	0.0	0.0	0.0	0.0	0.0	0.0	24,607.9
Receipts from Non-Alberta Facilities	0.0	0.0	0.0	0.0	0.0	0.0	0.0	0.0	0.0	0.0	0.0	0.0	0.0
Dispositions													
Disposition													
Battery	0.0	0.0	0.0	0.0	0.0	0.0	0.0	0.0	0.0	0.0	0.0	0.0	0.0
Gas Gathering System	4,835.5	4,714.8	4,813.9	4,691.3	4,819.8	0.0	0.0	0.0	0.0	0.0	0.0	0.0	23,875.3
Gas Plant	0.0	0.0	0.0	0.0	0.0	0.0	0.0	0.0	0.0	0.0	0.0	0.0	0.0
Injection Facility	0.0	0.0	0.0	0.0	0.0	0.0	0.0	0.0	0.0	0.0	0.0	0.0	0.0
Meter Station	0.0	0.0	0.0	0.0	0.0	0.0	0.0	0.0	0.0	0.0	0.0	0.0	0.0
Other	0.0	0.0	0.0	0.0	0.0	0.0	0.0	0.0	0.0	0.0	0.0	0.0	0.0
Alberta Commercial	0.0	0.0	0.0	0.0	0.0	0.0	0.0	0.0	0.0	0.0	0.0	0.0	0.0
Alberta Industrial	0.0	0.0	0.0	0.0	0.0	0.0	0.0	0.0	0.0	0.0	0.0	0.0	0.0
Alberta Residential	0.0	0.0	0.0	0.0	0.0	0.0	0.0	0.0	0.0	0.0	0.0	0.0	0.0
Alberta Elec.Generation	0.0	0.0	0.0	0.0	0.0	0.0	0.0	0.0	0.0	0.0	0.0	0.0	0.0
Shrinkage													
Acid Gas	0.0	0.0	0.0	0.0	0.0	0.0	0.0	0.0	0.0	0.0	0.0	0.0	0.0
Other products	0.2	0.0	0.0	0.0	0.0	0.0	0.0	0.0	0.0	0.0	0.0	0.0	0.2
Fuel	151.3	144.5	144.7	143.0	146.8	0.0	0.0	0.0	0.0	0.0	0.0	0.0	730.3
Flared	0.0	0.0	0.0	0.0	0.0	0.0	0.0	0.0	0.0	0.0	0.0	0.0	0.0
Vented	0.8	0.3	0.3	0.4	0.5	0.0	0.0	0.0	0.0	0.0	0.0	0.0	2.3
Diff and Other	-0.2	0.0	0.0	0.0	0.0	0.0	0.0	0.0	0.0	0.0	0.0	0.0	-0.2
Process and Frac													
Pentanes Plus	0.8	0.0	0.0	0.0	0.0	0.0	0.0	0.0	0.0	0.0	0.0	0.0	0.8
Propane	0.0	0.0	0.0	0.0	0.0	0.0	0.0	0.0	0.0	0.0	0.0	0.0	0.0
Butanes	0.0	0.0	0.0	0.0	0.0	0.0	0.0	0.0	0.0	0.0	0.0	0.0	0.0
Ethane	0.0	0.0	0.0	0.0	0.0	0.0	0.0	0.0	0.0	0.0	0.0	0.0	0.0
NGL MIX	0.0	0.0	0.0	0.0	0.0	0.0	0.0	0.0	0.0	0.0	0.0	0.0	0.0
Sulphur	0.0	0.0	0.0	0.0	0.0	0.0	0.0	0.0	0.0	0.0	0.0	0.0	0.0
Sulphur Closing Inv	0.0	0.0	0.0	0.0	0.0	0.0	0.0	0.0	0.0	0.0	0.0	0.0	0.0

Unit of Measurement: Gas and Gas equivalent products: 1000m3, Liquids: m3, Sulphur: MTS

VPR6200

Facility ID ABGS0003249

Facility Name PENN WEST WAINWRIGHT

Facility Licence # 9646

Facility Operator A7BY CLEO ENERGY

Production Month	202001	202002	202003	202004	202005	202006	202007	202008	202009	202010	202011	202012	Totals
Receipts													
Receipts from Alberta Facilities	3,115.2	2,854.7	3,096.6	2,899.0	3,214.5	0.0	0.0	0.0	0.0	0.0	0.0	0.0	15,180.0
Receipts from Non-Alberta Facilities	0.0	0.0	0.0	0.0	0.0	0.0	0.0	0.0	0.0	0.0	0.0	0.0	0.0
Dispositions													
Disposition													
Battery	0.0	0.0	0.0	0.0	0.0	0.0	0.0	0.0	0.0	0.0	0.0	0.0	0.0
Gas Gathering System	0.0	0.0	0.0	0.0	0.0	0.0	0.0	0.0	0.0	0.0	0.0	0.0	0.0
Gas Plant	0.0	0.0	0.0	0.0	0.0	0.0	0.0	0.0	0.0	0.0	0.0	0.0	0.0
Injection Facility	0.0	0.0	0.0	0.0	0.0	0.0	0.0	0.0	0.0	0.0	0.0	0.0	0.0
Meter Station	2,772.5	2,607.8	2,806.9	2,576.2	3,027.7	0.0	0.0	0.0	0.0	0.0	0.0	0.0	13,791.1
Other	0.0	0.0	0.0	0.0	0.0	0.0	0.0	0.0	0.0	0.0	0.0	0.0	0.0
Alberta Commercial	0.0	0.0	0.0	0.0	0.0	0.0	0.0	0.0	0.0	0.0	0.0	0.0	0.0
Alberta Industrial	0.0	0.0	0.0	0.0	0.0	0.0	0.0	0.0	0.0	0.0	0.0	0.0	0.0
Alberta Residential	0.0	0.0	0.0	0.0	0.0	0.0	0.0	0.0	0.0	0.0	0.0	0.0	0.0
Alberta Elec.Generation	0.0	0.0	0.0	0.0	0.0	0.0	0.0	0.0	0.0	0.0	0.0	0.0	0.0
Shrinkage													
Acid Gas	0.0	0.0	0.0	0.0	0.0	0.0	0.0	0.0	0.0	0.0	0.0	0.0	0.0
Other products	4.8	4.6	4.4	3.9	5.3	0.0	0.0	0.0	0.0	0.0	0.0	0.0	23.0
Fuel	156.9	164.0	157.4	145.2	146.0	0.0	0.0	0.0	0.0	0.0	0.0	0.0	769.5
Flared	0.0	0.0	0.0	0.0	0.0	0.0	0.0	0.0	0.0	0.0	0.0	0.0	0.0
Vented	0.0	0.0	0.0	0.0	0.0	0.0	0.0	0.0	0.0	0.0	0.0	0.0	0.0
Diff and Other	181.0	78.3	127.9	173.7	35.5	0.0	0.0	0.0	0.0	0.0	0.0	0.0	596.4
Process and Frac													
Pentanes Plus	23.3	22.3	21.5	19.0	25.8	0.0	0.0	0.0	0.0	0.0	0.0	0.0	111.9
Propane	0.0	0.0	0.0	0.0	0.0	0.0	0.0	0.0	0.0	0.0	0.0	0.0	0.0
Butanes	0.0	0.0	0.0	0.0	0.0	0.0	0.0	0.0	0.0	0.0	0.0	0.0	0.0
Ethane	0.0	0.0	0.0	0.0	0.0	0.0	0.0	0.0	0.0	0.0	0.0	0.0	0.0
NGL MIX	0.0	0.0	0.0	0.0	0.0	0.0	0.0	0.0	0.0	0.0	0.0	0.0	0.0
Sulphur	0.0	0.0	0.0	0.0	0.0	0.0	0.0	0.0	0.0	0.0	0.0	0.0	0.0
Sulphur Closing Inv	0.0	0.0	0.0	0.0	0.0	0.0	0.0	0.0	0.0	0.0	0.0	0.0	0.0

Unit of Measurement: Gas and Gas equivalent products: 1000m3, Liquids: m3, Sulphur: MTS

VPR6200

Facility ID ABGS0003329

Facility Name RIO ALTO TONY CREEK NORTH

Facility Licence # Not Licenced

Facility Operator OHE9 CNRL

Production Month	202001	202002	202003	202004	202005	202006	202007	202008	202009	202010	202011	202012	Totals
Receipts													
Receipts from Alberta Facilities	1,193.4	1,368.6	1,464.4	1,618.6	1,395.6	0.0	0.0	0.0	0.0	0.0	0.0	0.0	7,040.6
Receipts from Non-Alberta Facilities	0.0	0.0	0.0	0.0	0.0	0.0	0.0	0.0	0.0	0.0	0.0	0.0	0.0
Dispositions													
Disposition													
Battery	0.0	0.0	0.0	0.0	0.0	0.0	0.0	0.0	0.0	0.0	0.0	0.0	0.0
Gas Gathering System	0.0	0.0	0.0	0.0	0.0	0.0	0.0	0.0	0.0	0.0	0.0	0.0	0.0
Gas Plant	1,224.4	1,282.3	1,400.7	1,462.7	1,236.2	0.0	0.0	0.0	0.0	0.0	0.0	0.0	6,606.3
Injection Facility	0.0	0.0	0.0	0.0	0.0	0.0	0.0	0.0	0.0	0.0	0.0	0.0	0.0
Meter Station	0.0	0.0	0.0	0.0	0.0	0.0	0.0	0.0	0.0	0.0	0.0	0.0	0.0
Other	0.0	0.0	0.0	0.0	0.0	0.0	0.0	0.0	0.0	0.0	0.0	0.0	0.0
Alberta Commercial	0.0	0.0	0.0	0.0	0.0	0.0	0.0	0.0	0.0	0.0	0.0	0.0	0.0
Alberta Industrial	0.0	0.0	0.0	0.0	0.0	0.0	0.0	0.0	0.0	0.0	0.0	0.0	0.0
Alberta Residential	0.0	0.0	0.0	0.0	0.0	0.0	0.0	0.0	0.0	0.0	0.0	0.0	0.0
Alberta Elec.Generation	0.0	0.0	0.0	0.0	0.0	0.0	0.0	0.0	0.0	0.0	0.0	0.0	0.0
Shrinkage													
Acid Gas	0.0	0.0	0.0	0.0	0.0	0.0	0.0	0.0	0.0	0.0	0.0	0.0	0.0
Other products	0.3	1.1	1.0	1.6	1.8	0.0	0.0	0.0	0.0	0.0	0.0	0.0	5.8
Fuel	30.0	30.4	8.3	8.3	8.3	0.0	0.0	0.0	0.0	0.0	0.0	0.0	85.3
Flared	0.0	0.0	0.0	0.0	0.0	0.0	0.0	0.0	0.0	0.0	0.0	0.0	0.0
Vented	0.2	0.0	0.2	1.3	0.9	0.0	0.0	0.0	0.0	0.0	0.0	0.0	2.6
Diff and Other	-61.5	54.8	54.2	144.7	148.4	0.0	0.0	0.0	0.0	0.0	0.0	0.0	340.6
Process and Frac													
Pentanes Plus	1.6	5.4	4.6	7.9	8.6	0.0	0.0	0.0	0.0	0.0	0.0	0.0	28.1
Propane	0.0	0.0	0.0	0.0	0.0	0.0	0.0	0.0	0.0	0.0	0.0	0.0	0.0
Butanes	0.0	0.0	0.0	0.0	0.0	0.0	0.0	0.0	0.0	0.0	0.0	0.0	0.0
Ethane	0.0	0.0	0.0	0.0	0.0	0.0	0.0	0.0	0.0	0.0	0.0	0.0	0.0
NGL MIX	0.0	0.0	0.0	0.0	0.0	0.0	0.0	0.0	0.0	0.0	0.0	0.0	0.0
Sulphur	0.0	0.0	0.0	0.0	0.0	0.0	0.0	0.0	0.0	0.0	0.0	0.0	0.0
Sulphur Closing Inv	0.0	0.0	0.0	0.0	0.0	0.0	0.0	0.0	0.0	0.0	0.0	0.0	0.0

Unit of Measurement: Gas and Gas equivalent products: 1000m3, Liquids: m3, Sulphur: MTS

VPR6200

Facility ID ABGS0003362
Facility Licence # 9130

Facility Name AMOCO WILLESDEN GREEN
Facility Operator OBP8 OBE

Production Month	202001	202002	202003	202004	202005	202006	202007	202008	202009	202010	202011	202012	Totals
Receipts													
Receipts from Alberta Facilities	7,191.0	6,638.6	7,079.2	6,627.5	6,377.8	0.0	0.0	0.0	0.0	0.0	0.0	0.0	33,914.1
Receipts from Non-Alberta Facilities	0.0	0.0	0.0	0.0	0.0	0.0	0.0	0.0	0.0	0.0	0.0	0.0	0.0
Dispositions													
Disposition													
Battery	10.4	11.4	9.5	8.4	5.3	0.0	0.0	0.0	0.0	0.0	0.0	0.0	45.0
Gas Gathering System	0.0	0.0	0.0	0.0	0.0	0.0	0.0	0.0	0.0	0.0	0.0	0.0	0.0
Gas Plant	7,166.0	6,610.8	7,073.4	6,605.5	6,376.6	0.0	0.0	0.0	0.0	0.0	0.0	0.0	33,832.3
Injection Facility	0.0	0.0	0.0	0.0	0.0	0.0	0.0	0.0	0.0	0.0	0.0	0.0	0.0
Meter Station	0.0	0.0	0.0	0.0	0.0	0.0	0.0	0.0	0.0	0.0	0.0	0.0	0.0
Other	0.0	0.0	0.0	0.0	0.0	0.0	0.0	0.0	0.0	0.0	0.0	0.0	0.0
Alberta Commercial	0.0	0.0	0.0	0.0	0.0	0.0	0.0	0.0	0.0	0.0	0.0	0.0	0.0
Alberta Industrial	0.0	0.0	0.0	0.0	0.0	0.0	0.0	0.0	0.0	0.0	0.0	0.0	0.0
Alberta Residential	0.0	0.0	0.0	0.0	0.0	0.0	0.0	0.0	0.0	0.0	0.0	0.0	0.0
Alberta Elec.Generation	0.0	0.0	0.0	0.0	0.0	0.0	0.0	0.0	0.0	0.0	0.0	0.0	0.0
Shrinkage													
Acid Gas	0.0	0.0	0.0	0.0	0.0	0.0	0.0	0.0	0.0	0.0	0.0	0.0	0.0
Other products	50.1	54.9	45.6	40.3	25.6	0.0	0.0	0.0	0.0	0.0	0.0	0.0	216.5
Fuel	0.0	0.0	0.0	0.0	0.0	0.0	0.0	0.0	0.0	0.0	0.0	0.0	0.0
Flared	0.0	0.0	0.0	0.0	0.0	0.0	0.0	0.0	0.0	0.0	0.0	0.0	0.0
Vented	0.0	0.0	0.0	0.0	0.0	0.0	0.0	0.0	0.0	0.0	0.0	0.0	0.0
Diff and Other	-35.5	-38.5	-49.3	-26.7	-29.7	0.0	0.0	0.0	0.0	0.0	0.0	0.0	-179.7
Process and Frac													
Pentanes Plus	242.4	265.4	220.8	194.9	124.0	0.0	0.0	0.0	0.0	0.0	0.0	0.0	1,047.5
Propane	0.0	0.0	0.0	0.0	0.0	0.0	0.0	0.0	0.0	0.0	0.0	0.0	0.0
Butanes	0.0	0.0	0.0	0.0	0.0	0.0	0.0	0.0	0.0	0.0	0.0	0.0	0.0
Ethane	0.0	0.0	0.0	0.0	0.0	0.0	0.0	0.0	0.0	0.0	0.0	0.0	0.0
NGL MIX	0.0	0.0	0.0	0.0	0.0	0.0	0.0	0.0	0.0	0.0	0.0	0.0	0.0
Sulphur	0.0	0.0	0.0	0.0	0.0	0.0	0.0	0.0	0.0	0.0	0.0	0.0	0.0
Sulphur Closing Inv	0.0	0.0	0.0	0.0	0.0	0.0	0.0	0.0	0.0	0.0	0.0	0.0	0.0

Unit of Measurement: Gas and Gas equivalent products: 1000m3, Liquids: m3, Sulphur: MTS

VPR6200
Facility ID ABGS0003387
Facility Licence # Not Licenced

Facility Name CONOCO MINEHEAD
Facility Operator A5D4 CVE

Production Month	202001	202002	202003	202004	202005	202006	202007	202008	202009	202010	202011	202012	Totals
		SHUTIN	SHUTIN	SHUTIN	SHUTIN								
Receipts													
Receipts from Alberta Facilities	20.5	0.0	0.0	0.0	0.0	0.0	0.0	0.0	0.0	0.0	0.0	0.0	20.5
Receipts from Non-Alberta Facilities	0.0	0.0	0.0	0.0	0.0	0.0	0.0	0.0	0.0	0.0	0.0	0.0	0.0
Dispositions													
Disposition													
Battery	0.0	0.0	0.0	0.0	0.0	0.0	0.0	0.0	0.0	0.0	0.0	0.0	0.0
Gas Gathering System	19.4	0.0	0.0	0.0	0.0	0.0	0.0	0.0	0.0	0.0	0.0	0.0	19.4
Gas Plant	0.0	0.0	0.0	0.0	0.0	0.0	0.0	0.0	0.0	0.0	0.0	0.0	0.0
Injection Facility	0.0	0.0	0.0	0.0	0.0	0.0	0.0	0.0	0.0	0.0	0.0	0.0	0.0
Meter Station	0.0	0.0	0.0	0.0	0.0	0.0	0.0	0.0	0.0	0.0	0.0	0.0	0.0
Other	0.0	0.0	0.0	0.0	0.0	0.0	0.0	0.0	0.0	0.0	0.0	0.0	0.0
Alberta Commercial	0.0	0.0	0.0	0.0	0.0	0.0	0.0	0.0	0.0	0.0	0.0	0.0	0.0
Alberta Industrial	0.0	0.0	0.0	0.0	0.0	0.0	0.0	0.0	0.0	0.0	0.0	0.0	0.0
Alberta Residential	0.0	0.0	0.0	0.0	0.0	0.0	0.0	0.0	0.0	0.0	0.0	0.0	0.0
Alberta Elec.Generation	0.0	0.0	0.0	0.0	0.0	0.0	0.0	0.0	0.0	0.0	0.0	0.0	0.0
Shrinkage													
Acid Gas	0.0	0.0	0.0	0.0	0.0	0.0	0.0	0.0	0.0	0.0	0.0	0.0	0.0
Other products	1.3	0.0	0.0	0.0	0.0	0.0	0.0	0.0	0.0	0.0	0.0	0.0	1.3
Fuel	0.0	0.0	0.0	0.0	0.0	0.0	0.0	0.0	0.0	0.0	0.0	0.0	0.0
Flared	0.0	0.0	0.0	0.0	0.0	0.0	0.0	0.0	0.0	0.0	0.0	0.0	0.0
Vented	0.0	0.0	0.0	0.0	0.0	0.0	0.0	0.0	0.0	0.0	0.0	0.0	0.0
Diff and Other	-0.2	0.0	0.0	0.0	0.0	0.0	0.0	0.0	0.0	0.0	0.0	0.0	-0.2
Process and Frac													
Pentanes Plus	6.3	0.0	0.0	0.0	0.0	0.0	0.0	0.0	0.0	0.0	0.0	0.0	6.3
Propane	0.0	0.0	0.0	0.0	0.0	0.0	0.0	0.0	0.0	0.0	0.0	0.0	0.0
Butanes	0.0	0.0	0.0	0.0	0.0	0.0	0.0	0.0	0.0	0.0	0.0	0.0	0.0
Ethane	0.0	0.0	0.0	0.0	0.0	0.0	0.0	0.0	0.0	0.0	0.0	0.0	0.0
NGL MIX	0.0	0.0	0.0	0.0	0.0	0.0	0.0	0.0	0.0	0.0	0.0	0.0	0.0
Sulphur	0.0	0.0	0.0	0.0	0.0	0.0	0.0	0.0	0.0	0.0	0.0	0.0	0.0
Sulphur Closing Inv	0.0	0.0	0.0	0.0	0.0	0.0	0.0	0.0	0.0	0.0	0.0	0.0	0.0

VPR6200

Facility ID ABGS0003419
Facility Licence # Not Licenced

Facility Name PANCDN HOME/RIMB SYS #2
Facility Operator A5RX BEC

Production Month	202001	202002	202003	202004	202005	202006	202007	202008	202009	202010	202011	202012	Totals
Receipts													
Receipts from Alberta Facilities	558.9	560.0	549.9	555.1	579.8	0.0	0.0	0.0	0.0	0.0	0.0	0.0	2,803.7
Receipts from Non-Alberta Facilities	0.0	0.0	0.0	0.0	0.0	0.0	0.0	0.0	0.0	0.0	0.0	0.0	0.0
Dispositions													
Disposition													
Battery	0.0	0.0	0.0	0.0	0.0	0.0	0.0	0.0	0.0	0.0	0.0	0.0	0.0
Gas Gathering System	480.8	496.3	461.5	474.2	519.0	0.0	0.0	0.0	0.0	0.0	0.0	0.0	2,431.8
Gas Plant	0.0	0.0	0.0	0.0	0.0	0.0	0.0	0.0	0.0	0.0	0.0	0.0	0.0
Injection Facility	0.0	0.0	0.0	0.0	0.0	0.0	0.0	0.0	0.0	0.0	0.0	0.0	0.0
Meter Station	0.0	0.0	0.0	0.0	0.0	0.0	0.0	0.0	0.0	0.0	0.0	0.0	0.0
Other	0.0	0.0	0.0	0.0	0.0	0.0	0.0	0.0	0.0	0.0	0.0	0.0	0.0
Alberta Commercial	0.0	0.0	0.0	0.0	0.0	0.0	0.0	0.0	0.0	0.0	0.0	0.0	0.0
Alberta Industrial	0.0	0.0	0.0	0.0	0.0	0.0	0.0	0.0	0.0	0.0	0.0	0.0	0.0
Alberta Residential	0.0	0.0	0.0	0.0	0.0	0.0	0.0	0.0	0.0	0.0	0.0	0.0	0.0
Alberta Elec.Generation	0.0	0.0	0.0	0.0	0.0	0.0	0.0	0.0	0.0	0.0	0.0	0.0	0.0
Shrinkage													
Acid Gas	0.0	0.0	0.0	0.0	0.0	0.0	0.0	0.0	0.0	0.0	0.0	0.0	0.0
Other products	1.5	1.0	1.0	0.7	0.5	0.0	0.0	0.0	0.0	0.0	0.0	0.0	4.7
Fuel	40.5	40.2	46.7	53.7	45.1	0.0	0.0	0.0	0.0	0.0	0.0	0.0	226.2
Flared	0.0	0.0	0.0	0.0	0.0	0.0	0.0	0.0	0.0	0.0	0.0	0.0	0.0
Vented	4.7	4.2	4.4	4.1	4.1	0.0	0.0	0.0	0.0	0.0	0.0	0.0	21.5
Diff and Other	31.4	18.3	36.3	22.4	11.1	0.0	0.0	0.0	0.0	0.0	0.0	0.0	119.5
Process and Frac													
Pentanes Plus	7.4	4.7	4.6	3.4	2.5	0.0	0.0	0.0	0.0	0.0	0.0	0.0	22.6
Propane	0.0	0.0	0.0	0.0	0.0	0.0	0.0	0.0	0.0	0.0	0.0	0.0	0.0
Butanes	0.0	0.0	0.0	0.0	0.0	0.0	0.0	0.0	0.0	0.0	0.0	0.0	0.0
Ethane	0.0	0.0	0.0	0.0	0.0	0.0	0.0	0.0	0.0	0.0	0.0	0.0	0.0
NGL MIX	0.0	0.0	0.0	0.0	0.0	0.0	0.0	0.0	0.0	0.0	0.0	0.0	0.0
Sulphur	0.0	0.0	0.0	0.0	0.0	0.0	0.0	0.0	0.0	0.0	0.0	0.0	0.0
Sulphur Closing Inv	0.0	0.0	0.0	0.0	0.0	0.0	0.0	0.0	0.0	0.0	0.0	0.0	0.0

Unit of Measurement: Gas and Gas equivalent products: 1000m3, Liquids: m3, Sulphur: MTS

VPR6200

Facility ID ABGS0003475

Facility Name ENCAL MEDICINE RIVER

Facility Licence # Not Licenced

Facility Operator OTM9 NAL

Production Month	202001	202002	202003	202004	202005	202006	202007	202008	202009	202010	202011	202012	Totals
Receipts													
Receipts from Alberta Facilities	1,961.4	1,885.2	1,963.4	1,844.7	2,037.5	0.0	0.0	0.0	0.0	0.0	0.0	0.0	9,692.2
Receipts from Non-Alberta Facilities	0.0	0.0	0.0	0.0	0.0	0.0	0.0	0.0	0.0	0.0	0.0	0.0	0.0
Dispositions													
Disposition													
Battery	0.0	0.0	0.0	0.0	0.0	0.0	0.0	0.0	0.0	0.0	0.0	0.0	0.0
Gas Gathering System	1,852.7	1,763.8	1,854.7	1,739.9	1,938.4	0.0	0.0	0.0	0.0	0.0	0.0	0.0	9,149.5
Gas Plant	0.0	0.0	0.0	0.0	0.0	0.0	0.0	0.0	0.0	0.0	0.0	0.0	0.0
Injection Facility	0.0	0.0	0.0	0.0	0.0	0.0	0.0	0.0	0.0	0.0	0.0	0.0	0.0
Meter Station	0.0	0.0	0.0	0.0	0.0	0.0	0.0	0.0	0.0	0.0	0.0	0.0	0.0
Other	0.0	0.0	0.0	0.0	0.0	0.0	0.0	0.0	0.0	0.0	0.0	0.0	0.0
Alberta Commercial	0.0	0.0	0.0	0.0	0.0	0.0	0.0	0.0	0.0	0.0	0.0	0.0	0.0
Alberta Industrial	0.0	0.0	0.0	0.0	0.0	0.0	0.0	0.0	0.0	0.0	0.0	0.0	0.0
Alberta Residential	0.0	0.0	0.0	0.0	0.0	0.0	0.0	0.0	0.0	0.0	0.0	0.0	0.0
Alberta Elec.Generation	0.0	0.0	0.0	0.0	0.0	0.0	0.0	0.0	0.0	0.0	0.0	0.0	0.0
Shrinkage													
Acid Gas	0.0	0.0	0.0	0.0	0.0	0.0	0.0	0.0	0.0	0.0	0.0	0.0	0.0
Other products	5.0	4.5	5.5	4.4	3.8	0.0	0.0	0.0	0.0	0.0	0.0	0.0	23.2
Fuel	107.3	102.0	110.8	104.1	106.2	0.0	0.0	0.0	0.0	0.0	0.0	0.0	530.4
Flared	0.0	0.0	0.0	0.0	0.0	0.0	0.0	0.0	0.0	0.0	0.0	0.0	0.0
Vented	0.0	0.0	0.0	0.0	0.0	0.0	0.0	0.0	0.0	0.0	0.0	0.0	0.0
Diff and Other	-3.6	14.9	-7.6	-3.7	-10.9	0.0	0.0	0.0	0.0	0.0	0.0	0.0	-10.9
Process and Frac													
Pentanes Plus	24.4	21.8	26.4	21.3	18.2	0.0	0.0	0.0	0.0	0.0	0.0	0.0	112.1
Propane	0.0	0.0	0.0	0.0	0.0	0.0	0.0	0.0	0.0	0.0	0.0	0.0	0.0
Butanes	0.0	0.0	0.0	0.0	0.0	0.0	0.0	0.0	0.0	0.0	0.0	0.0	0.0
Ethane	0.0	0.0	0.0	0.0	0.0	0.0	0.0	0.0	0.0	0.0	0.0	0.0	0.0
NGL MIX	0.0	0.0	0.0	0.0	0.0	0.0	0.0	0.0	0.0	0.0	0.0	0.0	0.0
Sulphur	0.0	0.0	0.0	0.0	0.0	0.0	0.0	0.0	0.0	0.0	0.0	0.0	0.0
Sulphur Closing Inv	0.0	0.0	0.0	0.0	0.0	0.0	0.0	0.0	0.0	0.0	0.0	0.0	0.0

Unit of Measurement: Gas and Gas equivalent products: 1000m3, Liquids: m3, Sulphur: MTS

VPR6200

Facility ID ABGS0003661

Facility Name PENN WEST PEMBINA

Facility Licence # 9753

Facility Operator A5TT TAC

Production Month	202001	202002	202003	202004	202005	202006	202007	202008	202009	202010	202011	202012	Totals
Receipts													
Receipts from Alberta Facilities	1,285.4	1,195.0	1,229.9	1,963.5	2,125.4	0.0	0.0	0.0	0.0	0.0	0.0	0.0	7,799.2
Receipts from Non-Alberta Facilities	0.0	0.0	0.0	0.0	0.0	0.0	0.0	0.0	0.0	0.0	0.0	0.0	0.0
Dispositions													
Disposition													
Battery	0.0	0.0	0.0	0.0	0.0	0.0	0.0	0.0	0.0	0.0	0.0	0.0	0.0
Gas Gathering System	0.0	0.0	0.0	0.0	0.0	0.0	0.0	0.0	0.0	0.0	0.0	0.0	0.0
Gas Plant	1,295.5	1,200.7	1,231.4	2,016.2	2,182.7	0.0	0.0	0.0	0.0	0.0	0.0	0.0	7,926.5
Injection Facility	0.0	0.0	0.0	0.0	0.0	0.0	0.0	0.0	0.0	0.0	0.0	0.0	0.0
Meter Station	0.0	0.0	0.0	0.0	0.0	0.0	0.0	0.0	0.0	0.0	0.0	0.0	0.0
Other	0.0	0.0	0.0	0.0	0.0	0.0	0.0	0.0	0.0	0.0	0.0	0.0	0.0
Alberta Commercial	0.0	0.0	0.0	0.0	0.0	0.0	0.0	0.0	0.0	0.0	0.0	0.0	0.0
Alberta Industrial	0.0	0.0	0.0	0.0	0.0	0.0	0.0	0.0	0.0	0.0	0.0	0.0	0.0
Alberta Residential	0.0	0.0	0.0	0.0	0.0	0.0	0.0	0.0	0.0	0.0	0.0	0.0	0.0
Alberta Elec.Generation	0.0	0.0	0.0	0.0	0.0	0.0	0.0	0.0	0.0	0.0	0.0	0.0	0.0
Shrinkage													
Acid Gas	0.0	0.0	0.0	0.0	0.0	0.0	0.0	0.0	0.0	0.0	0.0	0.0	0.0
Other products	13.1	12.1	12.1	15.8	16.8	0.0	0.0	0.0	0.0	0.0	0.0	0.0	69.9
Fuel	0.0	0.0	0.0	0.0	0.0	0.0	0.0	0.0	0.0	0.0	0.0	0.0	0.0
Flared	0.0	0.0	0.0	0.0	0.0	0.0	0.0	0.0	0.0	0.0	0.0	0.0	0.0
Vented	0.0	0.0	0.0	0.0	0.0	0.0	0.0	0.0	0.0	0.0	0.0	0.0	0.0
Diff and Other	-23.2	-17.8	-13.6	-68.5	-74.1	0.0	0.0	0.0	0.0	0.0	0.0	0.0	-197.2
Process and Frac													
Pentanes Plus	63.4	58.7	58.7	76.5	81.2	0.0	0.0	0.0	0.0	0.0	0.0	0.0	338.5
Propane	0.0	0.0	0.0	0.0	0.0	0.0	0.0	0.0	0.0	0.0	0.0	0.0	0.0
Butanes	0.0	0.0	0.0	0.0	0.0	0.0	0.0	0.0	0.0	0.0	0.0	0.0	0.0
Ethane	0.0	0.0	0.0	0.0	0.0	0.0	0.0	0.0	0.0	0.0	0.0	0.0	0.0
NGL MIX	0.0	0.0	0.0	0.0	0.0	0.0	0.0	0.0	0.0	0.0	0.0	0.0	0.0
Sulphur	0.0	0.0	0.0	0.0	0.0	0.0	0.0	0.0	0.0	0.0	0.0	0.0	0.0
Sulphur Closing Inv	0.0	0.0	0.0	0.0	0.0	0.0	0.0	0.0	0.0	0.0	0.0	0.0	0.0

Unit of Measurement: Gas and Gas equivalent products: 1000m3, Liquids: m3, Sulphur: MTS

VPR6200

Facility ID ABGS0003755

Facility Name TALISMAN TURNER VALLEY

Facility Licence # Not Licenced

Facility Operator A2J6 CPEC

Production Month	202001	202002	202003	202004	202005	202006	202007	202008	202009	202010	202011	202012	Totals
Receipts													
Receipts from Alberta Facilities	2,149.1	1,724.4	2,488.2	2,222.2	2,047.1	0.0	0.0	0.0	0.0	0.0	0.0	0.0	10,631.0
Receipts from Non-Alberta Facilities	0.0	0.0	0.0	0.0	0.0	0.0	0.0	0.0	0.0	0.0	0.0	0.0	0.0
Dispositions													
Disposition													
Battery	0.0	0.0	0.0	0.0	0.0	0.0	0.0	0.0	0.0	0.0	0.0	0.0	0.0
Gas Gathering System	2,253.4	1,819.8	2,611.4	2,318.9	2,093.2	0.0	0.0	0.0	0.0	0.0	0.0	0.0	11,096.7
Gas Plant	0.0	0.0	0.0	0.0	0.0	0.0	0.0	0.0	0.0	0.0	0.0	0.0	0.0
Injection Facility	0.0	0.0	0.0	0.0	0.0	0.0	0.0	0.0	0.0	0.0	0.0	0.0	0.0
Meter Station	0.0	0.0	0.0	0.0	0.0	0.0	0.0	0.0	0.0	0.0	0.0	0.0	0.0
Other	0.0	0.0	0.0	0.0	0.0	0.0	0.0	0.0	0.0	0.0	0.0	0.0	0.0
Alberta Commercial	0.0	0.0	0.0	0.0	0.0	0.0	0.0	0.0	0.0	0.0	0.0	0.0	0.0
Alberta Industrial	0.0	0.0	0.0	0.0	0.0	0.0	0.0	0.0	0.0	0.0	0.0	0.0	0.0
Alberta Residential	0.0	0.0	0.0	0.0	0.0	0.0	0.0	0.0	0.0	0.0	0.0	0.0	0.0
Alberta Elec.Generation	0.0	0.0	0.0	0.0	0.0	0.0	0.0	0.0	0.0	0.0	0.0	0.0	0.0
Shrinkage													
Acid Gas	0.0	0.0	0.0	0.0	0.0	0.0	0.0	0.0	0.0	0.0	0.0	0.0	0.0
Other products	1.4	0.3	0.5	0.3	0.2	0.0	0.0	0.0	0.0	0.0	0.0	0.0	2.7
Fuel	0.0	0.0	0.0	0.0	0.0	0.0	0.0	0.0	0.0	0.0	0.0	0.0	0.0
Flared	0.0	0.0	0.0	0.0	0.0	0.0	0.0	0.0	0.0	0.0	0.0	0.0	0.0
Vented	0.0	0.0	0.0	0.0	0.0	0.0	0.0	0.0	0.0	0.0	0.0	0.0	0.0
Diff and Other	-105.7	-95.7	-123.7	-97.0	-46.3	0.0	0.0	0.0	0.0	0.0	0.0	0.0	-468.4
Process and Frac													
Pentanes Plus	6.7	1.6	2.6	1.4	0.9	0.0	0.0	0.0	0.0	0.0	0.0	0.0	13.2
Propane	0.0	0.0	0.0	0.0	0.0	0.0	0.0	0.0	0.0	0.0	0.0	0.0	0.0
Butanes	0.0	0.0	0.0	0.0	0.0	0.0	0.0	0.0	0.0	0.0	0.0	0.0	0.0
Ethane	0.0	0.0	0.0	0.0	0.0	0.0	0.0	0.0	0.0	0.0	0.0	0.0	0.0
NGL MIX	0.0	0.0	0.0	0.0	0.0	0.0	0.0	0.0	0.0	0.0	0.0	0.0	0.0
Sulphur	0.0	0.0	0.0	0.0	0.0	0.0	0.0	0.0	0.0	0.0	0.0	0.0	0.0
Sulphur Closing Inv	0.0	0.0	0.0	0.0	0.0	0.0	0.0	0.0	0.0	0.0	0.0	0.0	0.0

Unit of Measurement: Gas and Gas equivalent products: 1000m3, Liquids: m3, Sulphur: MTS

VPR6200
Facility ID ABGS0003792
Facility Licence # Not Licenced

Facility Name NORCEN PROGRESS
Facility Operator OHE9 CNRL

Production Month	202001	202002	202003	202004	202005	202006	202007	202008	202009	202010	202011	202012	Totals
Receipts													
Receipts from Alberta Facilities	111,272.6	112,671.8	116,624.4	114,829.2	109,648.8	0.0	0.0	0.0	0.0	0.0	0.0	0.0	565,046.8
Receipts from Non-Alberta Facilities	0.0	0.0	0.0	0.0	0.0	0.0	0.0	0.0	0.0	0.0	0.0	0.0	0.0
Dispositions													
Disposition													
Battery	0.0	0.0	0.0	0.0	0.0	0.0	0.0	0.0	0.0	0.0	0.0	0.0	0.0
Gas Gathering System	0.0	0.0	0.0	0.0	0.0	0.0	0.0	0.0	0.0	0.0	0.0	0.0	0.0
Gas Plant	109,828.5	111,274.1	115,236.1	113,507.9	108,370.7	0.0	0.0	0.0	0.0	0.0	0.0	0.0	558,217.3
Injection Facility	0.0	0.0	0.0	0.0	0.0	0.0	0.0	0.0	0.0	0.0	0.0	0.0	0.0
Meter Station	0.0	0.0	0.0	0.0	0.0	0.0	0.0	0.0	0.0	0.0	0.0	0.0	0.0
Other	0.0	0.0	0.0	0.0	0.0	0.0	0.0	0.0	0.0	0.0	0.0	0.0	0.0
Alberta Commercial	0.0	0.0	0.0	0.0	0.0	0.0	0.0	0.0	0.0	0.0	0.0	0.0	0.0
Alberta Industrial	0.0	0.0	0.0	0.0	0.0	0.0	0.0	0.0	0.0	0.0	0.0	0.0	0.0
Alberta Residential	0.0	0.0	0.0	0.0	0.0	0.0	0.0	0.0	0.0	0.0	0.0	0.0	0.0
Alberta Elec.Generation	0.0	0.0	0.0	0.0	0.0	0.0	0.0	0.0	0.0	0.0	0.0	0.0	0.0
Shrinkage													
Acid Gas	0.0	0.0	0.0	0.0	0.0	0.0	0.0	0.0	0.0	0.0	0.0	0.0	0.0
Other products	39.1	26.0	41.6	28.2	30.3	0.0	0.0	0.0	0.0	0.0	0.0	0.0	165.2
Fuel	1,344.7	1,394.3	1,385.3	1,318.7	1,276.3	0.0	0.0	0.0	0.0	0.0	0.0	0.0	6,719.3
Flared	1.9	2.5	2.0	2.6	1.9	0.0	0.0	0.0	0.0	0.0	0.0	0.0	10.9
Vented	0.0	0.0	0.0	0.0	0.0	0.0	0.0	0.0	0.0	0.0	0.0	0.0	0.0
Diff and Other	58.4	-25.1	-40.6	-28.2	-30.4	0.0	0.0	0.0	0.0	0.0	0.0	0.0	-65.9
Process and Frac													
Pentanes Plus	189.1	125.9	201.1	136.3	146.8	0.0	0.0	0.0	0.0	0.0	0.0	0.0	799.2
Propane	0.0	0.0	0.0	0.0	0.0	0.0	0.0	0.0	0.0	0.0	0.0	0.0	0.0
Butanes	0.0	0.0	0.0	0.0	0.0	0.0	0.0	0.0	0.0	0.0	0.0	0.0	0.0
Ethane	0.0	0.0	0.0	0.0	0.0	0.0	0.0	0.0	0.0	0.0	0.0	0.0	0.0
NGL MIX	0.0	0.0	0.0	0.0	0.0	0.0	0.0	0.0	0.0	0.0	0.0	0.0	0.0
Sulphur	0.0	0.0	0.0	0.0	0.0	0.0	0.0	0.0	0.0	0.0	0.0	0.0	0.0
Sulphur Closing Inv	0.0	0.0	0.0	0.0	0.0	0.0	0.0	0.0	0.0	0.0	0.0	0.0	0.0

Unit of Measurement: Gas and Gas equivalent products: 1000m3, Liquids: m3, Sulphur: MTS

VPR6200
Facility ID ABGS0003901
Facility Licence # Not Licenced

Facility Name CNRL WESTEROSE
Facility Operator OHE9 CNRL

Production Month	202001	202002	202003	202004	202005	202006	202007	202008	202009	202010	202011	202012	Totals
		SHUTIN	SHUTIN	SHUTIN									
Receipts													
Receipts from Alberta Facilities	1,236.2	0.0	0.0	0.0	0.0	0.0	0.0	0.0	0.0	0.0	0.0	0.0	1,236.2
Receipts from Non-Alberta Facilities	0.0	0.0	0.0	0.0	0.0	0.0	0.0	0.0	0.0	0.0	0.0	0.0	0.0
Dispositions													
Disposition													
Battery	0.0	0.0	0.0	0.0	0.0	0.0	0.0	0.0	0.0	0.0	0.0	0.0	0.0
Gas Gathering System	1,121.4	0.0	0.0	0.0	0.0	0.0	0.0	0.0	0.0	0.0	0.0	0.0	1,121.4
Gas Plant	0.0	0.0	0.0	0.0	0.0	0.0	0.0	0.0	0.0	0.0	0.0	0.0	0.0
Injection Facility	0.0	0.0	0.0	0.0	0.0	0.0	0.0	0.0	0.0	0.0	0.0	0.0	0.0
Meter Station	0.0	0.0	0.0	0.0	0.0	0.0	0.0	0.0	0.0	0.0	0.0	0.0	0.0
Other	0.0	0.0	0.0	0.0	0.0	0.0	0.0	0.0	0.0	0.0	0.0	0.0	0.0
Alberta Commercial	0.0	0.0	0.0	0.0	0.0	0.0	0.0	0.0	0.0	0.0	0.0	0.0	0.0
Alberta Industrial	0.0	0.0	0.0	0.0	0.0	0.0	0.0	0.0	0.0	0.0	0.0	0.0	0.0
Alberta Residential	0.0	0.0	0.0	0.0	0.0	0.0	0.0	0.0	0.0	0.0	0.0	0.0	0.0
Alberta Elec.Generation	0.0	0.0	0.0	0.0	0.0	0.0	0.0	0.0	0.0	0.0	0.0	0.0	0.0
Shrinkage													
Acid Gas	0.0	0.0	0.0	0.0	0.0	0.0	0.0	0.0	0.0	0.0	0.0	0.0	0.0
Other products	8.3	0.0	0.0	0.0	0.0	0.0	0.0	0.0	0.0	0.0	0.0	0.0	8.3
Fuel	69.7	0.0	0.0	0.0	0.0	0.0	0.0	0.0	0.0	0.0	0.0	0.0	69.7
Flared	0.0	0.0	0.0	0.0	0.0	0.0	0.0	0.0	0.0	0.0	0.0	0.0	0.0
Vented	0.0	0.0	0.0	0.0	0.0	0.0	0.0	0.0	0.0	0.0	0.0	0.0	0.0
Diff and Other	36.8	0.0	0.0	0.0	0.0	0.0	0.0	0.0	0.0	0.0	0.0	0.0	36.8
Process and Frac													
Pentanes Plus	40.2	0.0	0.0	0.0	0.0	0.0	0.0	0.0	0.0	0.0	0.0	0.0	40.2
Propane	0.0	0.0	0.0	0.0	0.0	0.0	0.0	0.0	0.0	0.0	0.0	0.0	0.0
Butanes	0.0	0.0	0.0	0.0	0.0	0.0	0.0	0.0	0.0	0.0	0.0	0.0	0.0
Ethane	0.0	0.0	0.0	0.0	0.0	0.0	0.0	0.0	0.0	0.0	0.0	0.0	0.0
NGL MIX	0.0	0.0	0.0	0.0	0.0	0.0	0.0	0.0	0.0	0.0	0.0	0.0	0.0
Sulphur	0.0	0.0	0.0	0.0	0.0	0.0	0.0	0.0	0.0	0.0	0.0	0.0	0.0
Sulphur Closing Inv	0.0	0.0	0.0	0.0	0.0	0.0	0.0	0.0	0.0	0.0	0.0	0.0	0.0

Unit of Measurement: Gas and Gas equivalent products: 1000m3, Liquids: m3, Sulphur: MTS

VPR6200

Facility ID ABGS0003913
Facility Licence # 23530

Facility Name TRILOGY FOX CREEK 11-10 GGS
Facility Operator OAW4 PARA

Production Month	202001	202002	202003	202004	202005	202006	202007	202008	202009	202010	202011	202012	Totals
Receipts													
Receipts from Alberta Facilities	2,544.8	2,511.9	2,144.1	2,159.8	2,412.6	0.0	0.0	0.0	0.0	0.0	0.0	0.0	11,773.2
Receipts from Non-Alberta Facilities	0.0	0.0	0.0	0.0	0.0	0.0	0.0	0.0	0.0	0.0	0.0	0.0	0.0
Dispositions													
Disposition Battery	0.0	0.0	0.0	0.0	0.0	0.0	0.0	0.0	0.0	0.0	0.0	0.0	0.0
Gas Gathering System	2,446.5	2,400.7	2,000.0	2,047.5	2,293.1	0.0	0.0	0.0	0.0	0.0	0.0	0.0	11,187.8
Gas Plant	0.0	0.0	0.0	0.0	0.0	0.0	0.0	0.0	0.0	0.0	0.0	0.0	0.0
Injection Facility	0.0	0.0	0.0	0.0	0.0	0.0	0.0	0.0	0.0	0.0	0.0	0.0	0.0
Meter Station	0.0	0.0	0.0	0.0	0.0	0.0	0.0	0.0	0.0	0.0	0.0	0.0	0.0
Other	0.0	2.0	3.1	3.1	0.0	0.0	0.0	0.0	0.0	0.0	0.0	0.0	8.2
Alberta Commercial	0.0	0.0	0.0	0.0	0.0	0.0	0.0	0.0	0.0	0.0	0.0	0.0	0.0
Alberta Industrial	0.0	0.0	0.0	0.0	0.0	0.0	0.0	0.0	0.0	0.0	0.0	0.0	0.0
Alberta Residential	0.0	0.0	0.0	0.0	0.0	0.0	0.0	0.0	0.0	0.0	0.0	0.0	0.0
Alberta Elec.Generation	0.0	0.0	0.0	0.0	0.0	0.0	0.0	0.0	0.0	0.0	0.0	0.0	0.0
Shrinkage Acid Gas	0.0	0.0	0.0	0.0	0.0	0.0	0.0	0.0	0.0	0.0	0.0	0.0	0.0
Other products	4.0	5.6	3.5	5.3	6.5	0.0	0.0	0.0	0.0	0.0	0.0	0.0	24.9
Fuel	94.2	104.5	102.6	104.8	110.2	0.0	0.0	0.0	0.0	0.0	0.0	0.0	516.3
Flared	0.0	0.0	0.0	0.0	0.0	0.0	0.0	0.0	0.0	0.0	0.0	0.0	0.0
Vented	0.0	0.2	0.1	0.2	0.2	0.0	0.0	0.0	0.0	0.0	0.0	0.0	0.7
Diff and Other	0.1	-1.1	34.8	-1.1	2.6	0.0	0.0	0.0	0.0	0.0	0.0	0.0	35.3
Process and Frac													
Pentanes Plus	19.5	27.2	17.0	25.6	31.4	0.0	0.0	0.0	0.0	0.0	0.0	0.0	120.7
Propane	0.0	0.0	0.0	0.0	0.0	0.0	0.0	0.0	0.0	0.0	0.0	0.0	0.0
Butanes	0.0	0.0	0.0	0.0	0.0	0.0	0.0	0.0	0.0	0.0	0.0	0.0	0.0
Ethane	0.0	0.0	0.0	0.0	0.0	0.0	0.0	0.0	0.0	0.0	0.0	0.0	0.0
NGL MIX	0.0	0.0	0.0	0.0	0.0	0.0	0.0	0.0	0.0	0.0	0.0	0.0	0.0
Sulphur	0.0	0.0	0.0	0.0	0.0	0.0	0.0	0.0	0.0	0.0	0.0	0.0	0.0
Sulphur Closing Inv	0.0	0.0	0.0	0.0	0.0	0.0	0.0	0.0	0.0	0.0	0.0	0.0	0.0

Unit of Measurement: Gas and Gas equivalent products: 1000m3, Liquids: m3, Sulphur: MTS

VPR6200

Facility ID **ABGS0004053**
Facility Licence # 4775

Facility Name **AMOCO ELKTON**
Facility Operator A5RX BEC

Production Month	202001	202002	202003	202004	202005	202006	202007	202008	202009	202010	202011	202012	Totals
Receipts													
Receipts from Alberta Facilities	6,494.5	6,706.3	7,062.3	7,337.6	7,062.3	0.0	0.0	0.0	0.0	0.0	0.0	0.0	34,663.0
Receipts from Non-Alberta Facilities	0.0	0.0	0.0	0.0	0.0	0.0	0.0	0.0	0.0	0.0	0.0	0.0	0.0
Dispositions													
Disposition													
Battery	0.0	0.0	0.0	0.0	0.0	0.0	0.0	0.0	0.0	0.0	0.0	0.0	0.0
Gas Gathering System	6,474.3	6,712.2	7,068.7	7,344.2	6,972.1	0.0	0.0	0.0	0.0	0.0	0.0	0.0	34,571.5
Gas Plant	0.0	0.0	0.0	0.0	0.0	0.0	0.0	0.0	0.0	0.0	0.0	0.0	0.0
Injection Facility	0.0	0.0	0.0	0.0	0.0	0.0	0.0	0.0	0.0	0.0	0.0	0.0	0.0
Meter Station	0.0	0.0	0.0	0.0	0.0	0.0	0.0	0.0	0.0	0.0	0.0	0.0	0.0
Other	0.0	0.0	0.0	0.0	0.0	0.0	0.0	0.0	0.0	0.0	0.0	0.0	0.0
Alberta Commercial	0.0	0.0	0.0	0.0	0.0	0.0	0.0	0.0	0.0	0.0	0.0	0.0	0.0
Alberta Industrial	0.0	0.0	0.0	0.0	0.0	0.0	0.0	0.0	0.0	0.0	0.0	0.0	0.0
Alberta Residential	0.0	0.0	0.0	0.0	0.0	0.0	0.0	0.0	0.0	0.0	0.0	0.0	0.0
Alberta Elec.Generation	0.0	0.0	0.0	0.0	0.0	0.0	0.0	0.0	0.0	0.0	0.0	0.0	0.0
Shrinkage													
Acid Gas	0.0	0.0	0.0	0.0	0.0	0.0	0.0	0.0	0.0	0.0	0.0	0.0	0.0
Other products	0.2	0.0	0.0	0.0	0.0	0.0	0.0	0.0	0.0	0.0	0.0	0.0	0.2
Fuel	0.0	0.0	0.0	0.0	0.0	0.0	0.0	0.0	0.0	0.0	0.0	0.0	0.0
Flared	0.0	0.0	0.0	0.0	0.0	0.0	0.0	0.0	0.0	0.0	0.0	0.0	0.0
Vented	0.0	0.0	0.0	0.0	0.0	0.0	0.0	0.0	0.0	0.0	0.0	0.0	0.0
Diff and Other	20.0	-5.9	-6.4	-6.6	90.2	0.0	0.0	0.0	0.0	0.0	0.0	0.0	91.3
Process and Frac													
Pentanes Plus	0.8	0.0	0.0	0.0	0.0	0.0	0.0	0.0	0.0	0.0	0.0	0.0	0.8
Propane	0.0	0.0	0.0	0.0	0.0	0.0	0.0	0.0	0.0	0.0	0.0	0.0	0.0
Butanes	0.0	0.0	0.0	0.0	0.0	0.0	0.0	0.0	0.0	0.0	0.0	0.0	0.0
Ethane	0.0	0.0	0.0	0.0	0.0	0.0	0.0	0.0	0.0	0.0	0.0	0.0	0.0
NGL MIX	0.0	0.0	0.0	0.0	0.0	0.0	0.0	0.0	0.0	0.0	0.0	0.0	0.0
Sulphur	0.0	0.0	0.0	0.0	0.0	0.0	0.0	0.0	0.0	0.0	0.0	0.0	0.0
Sulphur Closing Inv	0.0	0.0	0.0	0.0	0.0	0.0	0.0	0.0	0.0	0.0	0.0	0.0	0.0

VPR6200

Facility ID ABGS0004091
Facility Licence # Not Licenced

Facility Name WASCANA GOLD CREEK
Facility Operator OHE9 CNRL

Production Month	202001	202002	202003	202004	202005	202006	202007	202008	202009	202010	202011	202012	Totals
Receipts													
Receipts from Alberta Facilities	2,157.1	2,370.6	2,632.9	2,194.2	2,449.7	0.0	0.0	0.0	0.0	0.0	0.0	0.0	11,804.5
Receipts from Non-Alberta Facilities	0.0	0.0	0.0	0.0	0.0	0.0	0.0	0.0	0.0	0.0	0.0	0.0	0.0
Dispositions													
Disposition													
Battery	0.0	0.0	0.0	0.0	0.0	0.0	0.0	0.0	0.0	0.0	0.0	0.0	0.0
Gas Gathering System	1,995.6	2,257.1	2,503.5	2,114.8	2,359.6	0.0	0.0	0.0	0.0	0.0	0.0	0.0	11,230.6
Gas Plant	0.0	0.0	0.0	0.0	0.0	0.0	0.0	0.0	0.0	0.0	0.0	0.0	0.0
Injection Facility	0.0	0.0	0.0	0.0	0.0	0.0	0.0	0.0	0.0	0.0	0.0	0.0	0.0
Meter Station	0.0	0.0	0.0	0.0	0.0	0.0	0.0	0.0	0.0	0.0	0.0	0.0	0.0
Other	101.9	88.8	102.9	54.0	41.8	0.0	0.0	0.0	0.0	0.0	0.0	0.0	389.4
Alberta Commercial	0.0	0.0	0.0	0.0	0.0	0.0	0.0	0.0	0.0	0.0	0.0	0.0	0.0
Alberta Industrial	0.0	0.0	0.0	0.0	0.0	0.0	0.0	0.0	0.0	0.0	0.0	0.0	0.0
Alberta Residential	0.0	0.0	0.0	0.0	0.0	0.0	0.0	0.0	0.0	0.0	0.0	0.0	0.0
Alberta Elec.Generation	0.0	0.0	0.0	0.0	0.0	0.0	0.0	0.0	0.0	0.0	0.0	0.0	0.0
Shrinkage													
Acid Gas	0.0	0.0	0.0	0.0	0.0	0.0	0.0	0.0	0.0	0.0	0.0	0.0	0.0
Other products	0.0	0.0	0.0	0.0	0.7	0.0	0.0	0.0	0.0	0.0	0.0	0.0	0.7
Fuel	59.6	24.7	26.2	24.5	45.2	0.0	0.0	0.0	0.0	0.0	0.0	0.0	180.2
Flared	0.0	0.0	0.2	0.0	0.0	0.0	0.0	0.0	0.0	0.0	0.0	0.0	0.2
Vented	0.0	0.0	0.1	0.9	2.2	0.0	0.0	0.0	0.0	0.0	0.0	0.0	3.2
Diff and Other	0.0	0.0	0.0	0.0	0.2	0.0	0.0	0.0	0.0	0.0	0.0	0.0	0.2
Process and Frac													
Pentanes Plus	0.0	0.0	0.0	0.0	3.4	0.0	0.0	0.0	0.0	0.0	0.0	0.0	3.4
Propane	0.0	0.0	0.0	0.0	0.0	0.0	0.0	0.0	0.0	0.0	0.0	0.0	0.0
Butanes	0.0	0.0	0.0	0.0	0.0	0.0	0.0	0.0	0.0	0.0	0.0	0.0	0.0
Ethane	0.0	0.0	0.0	0.0	0.0	0.0	0.0	0.0	0.0	0.0	0.0	0.0	0.0
NGL MIX	0.0	0.0	0.0	0.0	0.0	0.0	0.0	0.0	0.0	0.0	0.0	0.0	0.0
Sulphur	0.0	0.0	0.0	0.0	0.0	0.0	0.0	0.0	0.0	0.0	0.0	0.0	0.0
Sulphur Closing Inv	0.0	0.0	0.0	0.0	0.0	0.0	0.0	0.0	0.0	0.0	0.0	0.0	0.0

Unit of Measurement: Gas and Gas equivalent products: 1000m3, Liquids: m3, Sulphur: MTS

VPR6200

Facility ID ABGS0004100

Facility Name TARRAGON MINNEHIK-BUCK LK

Facility Licence # Not Licenced

Facility Operator A5TT TAC

Production Month	202001	202002	202003	202004	202005	202006	202007	202008	202009	202010	202011	202012	Totals
Receipts													
Receipts from Alberta Facilities	315.8	261.8	355.9	341.4	377.1	0.0	0.0	0.0	0.0	0.0	0.0	0.0	1,652.0
Receipts from Non-Alberta Facilities	0.0	0.0	0.0	0.0	0.0	0.0	0.0	0.0	0.0	0.0	0.0	0.0	0.0
Dispositions													
Disposition Battery	0.0	0.0	0.0	0.0	0.0	0.0	0.0	0.0	0.0	0.0	0.0	0.0	0.0
Gas Gathering System	283.2	239.4	340.8	328.9	367.1	0.0	0.0	0.0	0.0	0.0	0.0	0.0	1,559.4
Gas Plant	0.0	0.0	0.0	0.0	0.0	0.0	0.0	0.0	0.0	0.0	0.0	0.0	0.0
Injection Facility	0.0	0.0	0.0	0.0	0.0	0.0	0.0	0.0	0.0	0.0	0.0	0.0	0.0
Meter Station	0.0	0.0	0.0	0.0	0.0	0.0	0.0	0.0	0.0	0.0	0.0	0.0	0.0
Other	0.0	0.0	0.0	0.0	0.0	0.0	0.0	0.0	0.0	0.0	0.0	0.0	0.0
Alberta Commercial	0.0	0.0	0.0	0.0	0.0	0.0	0.0	0.0	0.0	0.0	0.0	0.0	0.0
Alberta Industrial	0.0	0.0	0.0	0.0	0.0	0.0	0.0	0.0	0.0	0.0	0.0	0.0	0.0
Alberta Residential	0.0	0.0	0.0	0.0	0.0	0.0	0.0	0.0	0.0	0.0	0.0	0.0	0.0
Alberta Elec.Generation	0.0	0.0	0.0	0.0	0.0	0.0	0.0	0.0	0.0	0.0	0.0	0.0	0.0
Shrinkage Acid Gas	0.0	0.0	0.0	0.0	0.0	0.0	0.0	0.0	0.0	0.0	0.0	0.0	0.0
Other products	5.8	3.9	7.3	8.9	2.1	0.0	0.0	0.0	0.0	0.0	0.0	0.0	28.0
Fuel	0.0	0.0	0.0	0.0	0.0	0.0	0.0	0.0	0.0	0.0	0.0	0.0	0.0
Flared	0.0	0.0	0.0	0.0	0.0	0.0	0.0	0.0	0.0	0.0	0.0	0.0	0.0
Vented	0.0	0.0	0.0	0.0	0.0	0.0	0.0	0.0	0.0	0.0	0.0	0.0	0.0
Diff and Other	26.8	18.5	7.8	3.6	7.9	0.0	0.0	0.0	0.0	0.0	0.0	0.0	64.6
Process and Frac													
Pentanes Plus	27.9	19.0	35.3	42.9	10.2	0.0	0.0	0.0	0.0	0.0	0.0	0.0	135.3
Propane	0.0	0.0	0.0	0.0	0.0	0.0	0.0	0.0	0.0	0.0	0.0	0.0	0.0
Butanes	0.0	0.0	0.0	0.0	0.0	0.0	0.0	0.0	0.0	0.0	0.0	0.0	0.0
Ethane	0.0	0.0	0.0	0.0	0.0	0.0	0.0	0.0	0.0	0.0	0.0	0.0	0.0
NGL MIX	0.0	0.0	0.0	0.0	0.0	0.0	0.0	0.0	0.0	0.0	0.0	0.0	0.0
Sulphur	0.0	0.0	0.0	0.0	0.0	0.0	0.0	0.0	0.0	0.0	0.0	0.0	0.0
Sulphur Closing Inv	0.0	0.0	0.0	0.0	0.0	0.0	0.0	0.0	0.0	0.0	0.0	0.0	0.0

Unit of Measurement: Gas and Gas equivalent products: 1000m3, Liquids: m3, Sulphur: MTS

VPR6200

Facility ID ABGS0004111
Facility Licence # 5135

Facility Name NCE PETROFUND GARRINGTON
Facility Operator OTM9 NAL

Production Month	202001	202002	202003	202004	202005	202006	202007	202008	202009	202010	202011	202012	Totals
Receipts													
Receipts from Alberta Facilities	867.0	864.6	931.0	899.5	932.2	0.0	0.0	0.0	0.0	0.0	0.0	0.0	4,494.3
Receipts from Non-Alberta Facilities	0.0	0.0	0.0	0.0	0.0	0.0	0.0	0.0	0.0	0.0	0.0	0.0	0.0
Dispositions													
Disposition Battery	846.0	855.6	909.2	901.4	926.9	0.0	0.0	0.0	0.0	0.0	0.0	0.0	4,439.1
Gas Gathering System	0.0	0.0	0.0	0.0	0.0	0.0	0.0	0.0	0.0	0.0	0.0	0.0	0.0
Gas Plant	0.0	0.0	0.0	0.0	0.0	0.0	0.0	0.0	0.0	0.0	0.0	0.0	0.0
Injection Facility	0.0	0.0	0.0	0.0	0.0	0.0	0.0	0.0	0.0	0.0	0.0	0.0	0.0
Meter Station	0.0	0.0	0.0	0.0	0.0	0.0	0.0	0.0	0.0	0.0	0.0	0.0	0.0
Other	0.0	0.0	0.0	0.0	0.0	0.0	0.0	0.0	0.0	0.0	0.0	0.0	0.0
Alberta Commercial	0.0	0.0	0.0	0.0	0.0	0.0	0.0	0.0	0.0	0.0	0.0	0.0	0.0
Alberta Industrial	0.0	0.0	0.0	0.0	0.0	0.0	0.0	0.0	0.0	0.0	0.0	0.0	0.0
Alberta Residential	0.0	0.0	0.0	0.0	0.0	0.0	0.0	0.0	0.0	0.0	0.0	0.0	0.0
Alberta Elec.Generation	0.0	0.0	0.0	0.0	0.0	0.0	0.0	0.0	0.0	0.0	0.0	0.0	0.0
Shrinkage Acid Gas	0.0	0.0	0.0	0.0	0.0	0.0	0.0	0.0	0.0	0.0	0.0	0.0	0.0
Other products	5.4	2.6	0.0	0.0	0.0	0.0	0.0	0.0	0.0	0.0	0.0	0.0	8.0
Fuel	29.1	28.2	33.4	19.2	19.1	0.0	0.0	0.0	0.0	0.0	0.0	0.0	129.0
Flared	0.0	0.0	0.0	0.0	0.0	0.0	0.0	0.0	0.0	0.0	0.0	0.0	0.0
Vented	0.0	0.0	0.0	0.1	0.1	0.0	0.0	0.0	0.0	0.0	0.0	0.0	0.2
Diff and Other	-13.5	-21.8	-11.6	-21.2	-13.9	0.0	0.0	0.0	0.0	0.0	0.0	0.0	-82.0
Process and Frac													
Pentanes Plus	25.9	12.4	0.0	0.0	0.0	0.0	0.0	0.0	0.0	0.0	0.0	0.0	38.3
Propane	0.0	0.0	0.0	0.0	0.0	0.0	0.0	0.0	0.0	0.0	0.0	0.0	0.0
Butanes	0.0	0.0	0.0	0.0	0.0	0.0	0.0	0.0	0.0	0.0	0.0	0.0	0.0
Ethane	0.0	0.0	0.0	0.0	0.0	0.0	0.0	0.0	0.0	0.0	0.0	0.0	0.0
NGL MIX	0.0	0.0	0.0	0.0	0.0	0.0	0.0	0.0	0.0	0.0	0.0	0.0	0.0
Sulphur	0.0	0.0	0.0	0.0	0.0	0.0	0.0	0.0	0.0	0.0	0.0	0.0	0.0
Sulphur Closing Inv	0.0	0.0	0.0	0.0	0.0	0.0	0.0	0.0	0.0	0.0	0.0	0.0	0.0


Unit of Measurement: Gas and Gas equivalent products: 1000m3, Liquids: m3, Sulphur: MTS

VPR6200

Facility ID ABGS0004133
Facility Licence # Not Licenced

Facility Name PANCDN MORNINGSIDE
Facility Operator A74Y TIDEWATER

Production Month	202001	202002	202003	202004	202005	202006	202007	202008	202009	202010	202011	202012	Totals
Receipts													
Receipts from Alberta Facilities	590.4	567.3	613.3	484.3	229.8	0.0	0.0	0.0	0.0	0.0	0.0	0.0	2,485.1
Receipts from Non-Alberta Facilities	0.0	0.0	0.0	0.0	0.0	0.0	0.0	0.0	0.0	0.0	0.0	0.0	0.0
Dispositions													
Disposition													
Battery	0.0	0.0	0.0	0.0	0.0	0.0	0.0	0.0	0.0	0.0	0.0	0.0	0.0
Gas Gathering System	497.6	482.7	522.6	379.4	141.4	0.0	0.0	0.0	0.0	0.0	0.0	0.0	2,023.7
Gas Plant	0.0	0.0	0.0	0.0	0.0	0.0	0.0	0.0	0.0	0.0	0.0	0.0	0.0
Injection Facility	0.0	0.0	0.0	0.0	0.0	0.0	0.0	0.0	0.0	0.0	0.0	0.0	0.0
Meter Station	0.0	0.0	0.0	0.0	0.0	0.0	0.0	0.0	0.0	0.0	0.0	0.0	0.0
Other	0.0	0.0	0.0	0.0	0.0	0.0	0.0	0.0	0.0	0.0	0.0	0.0	0.0
Alberta Commercial	0.0	0.0	0.0	0.0	0.0	0.0	0.0	0.0	0.0	0.0	0.0	0.0	0.0
Alberta Industrial	0.0	0.0	0.0	0.0	0.0	0.0	0.0	0.0	0.0	0.0	0.0	0.0	0.0
Alberta Residential	0.0	0.0	0.0	0.0	0.0	0.0	0.0	0.0	0.0	0.0	0.0	0.0	0.0
Alberta Elec.Generation	0.0	0.0	0.0	0.0	0.0	0.0	0.0	0.0	0.0	0.0	0.0	0.0	0.0
Shrinkage													
Acid Gas	0.0	0.0	0.0	0.0	0.0	0.0	0.0	0.0	0.0	0.0	0.0	0.0	0.0
Other products	3.8	3.6	3.5	4.4	0.3	0.0	0.0	0.0	0.0	0.0	0.0	0.0	15.6
Fuel	84.7	77.3	83.2	96.9	87.6	0.0	0.0	0.0	0.0	0.0	0.0	0.0	429.7
Flared	0.0	0.0	0.0	0.0	0.0	0.0	0.0	0.0	0.0	0.0	0.0	0.0	0.0
Vented	5.1	4.4	4.7	4.5	0.6	0.0	0.0	0.0	0.0	0.0	0.0	0.0	19.3
Diff and Other	-0.8	-0.7	-0.7	-0.9	-0.1	0.0	0.0	0.0	0.0	0.0	0.0	0.0	-3.2
Process and Frac													
Pentanes Plus	18.3	17.6	16.8	21.4	1.4	0.0	0.0	0.0	0.0	0.0	0.0	0.0	75.5
Propane	0.0	0.0	0.0	0.0	0.0	0.0	0.0	0.0	0.0	0.0	0.0	0.0	0.0
Butanes	0.0	0.0	0.0	0.0	0.0	0.0	0.0	0.0	0.0	0.0	0.0	0.0	0.0
Ethane	0.0	0.0	0.0	0.0	0.0	0.0	0.0	0.0	0.0	0.0	0.0	0.0	0.0
NGL MIX	0.0	0.0	0.0	0.0	0.0	0.0	0.0	0.0	0.0	0.0	0.0	0.0	0.0
Sulphur	0.0	0.0	0.0	0.0	0.0	0.0	0.0	0.0	0.0	0.0	0.0	0.0	0.0
Sulphur Closing Inv	0.0	0.0	0.0	0.0	0.0	0.0	0.0	0.0	0.0	0.0	0.0	0.0	0.0



Monthly Gas Plant Receipts, Dispositions and Process

VPR6200

Facility ID ABGS0004135
Facility Licence # Not Licenced

Facility Name PANCDN WINTERING HILLS
Facility Operator A7NW TXNE

Production Month	202001	202002	202003	202004	202005	202006	202007	202008	202009	202010	202011	202012	Totals
Receipts													
Receipts from Alberta Facilities	2,595.8	2,448.7	2,506.2	2,491.7	2,663.6	0.0	0.0	0.0	0.0	0.0	0.0	0.0	12,706.0
Receipts from Non-Alberta Facilities	0.0	0.0	0.0	0.0	0.0	0.0	0.0	0.0	0.0	0.0	0.0	0.0	0.0
Dispositions													
Disposition													
Battery	0.0	0.0	0.0	0.0	0.0	0.0	0.0	0.0	0.0	0.0	0.0	0.0	0.0
Gas Gathering System	0.0	0.0	0.0	0.0	0.0	0.0	0.0	0.0	0.0	0.0	0.0	0.0	0.0
Gas Plant	2,367.8	2,217.4	2,286.3	2,234.0	2,612.1	0.0	0.0	0.0	0.0	0.0	0.0	0.0	11,717.6
Injection Facility	0.0	0.0	0.0	0.0	0.0	0.0	0.0	0.0	0.0	0.0	0.0	0.0	0.0
Meter Station	0.0	0.0	0.0	0.0	0.0	0.0	0.0	0.0	0.0	0.0	0.0	0.0	0.0
Other	0.0	0.0	0.0	0.0	0.0	0.0	0.0	0.0	0.0	0.0	0.0	0.0	0.0
Alberta Commercial	0.0	0.0	0.0	0.0	0.0	0.0	0.0	0.0	0.0	0.0	0.0	0.0	0.0
Alberta Industrial	0.0	0.0	0.0	0.0	0.0	0.0	0.0	0.0	0.0	0.0	0.0	0.0	0.0
Alberta Residential	0.0	0.0	0.0	0.0	0.0	0.0	0.0	0.0	0.0	0.0	0.0	0.0	0.0
Alberta Elec.Generation	0.0	0.0	0.0	0.0	0.0	0.0	0.0	0.0	0.0	0.0	0.0	0.0	0.0
Shrinkage													
Acid Gas	0.0	0.0	0.0	0.0	0.0	0.0	0.0	0.0	0.0	0.0	0.0	0.0	0.0
Other products	0.3	0.0	0.0	0.0	0.0	0.0	0.0	0.0	0.0	0.0	0.0	0.0	0.3
Fuel	165.4	153.7	164.0	157.5	164.0	0.0	0.0	0.0	0.0	0.0	0.0	0.0	804.6
Flared	0.0	0.0	0.0	0.0	0.0	0.0	0.0	0.0	0.0	0.0	0.0	0.0	0.0
Vented	1.0	0.9	1.0	1.0	1.0	0.0	0.0	0.0	0.0	0.0	0.0	0.0	4.9
Diff and Other	61.3	76.7	54.9	99.2	-113.5	0.0	0.0	0.0	0.0	0.0	0.0	0.0	178.6
Process and Frac													
Pentanes Plus	1.4	0.0	0.0	0.0	0.0	0.0	0.0	0.0	0.0	0.0	0.0	0.0	1.4
Propane	0.0	0.0	0.0	0.0	0.0	0.0	0.0	0.0	0.0	0.0	0.0	0.0	0.0
Butanes	0.0	0.0	0.0	0.0	0.0	0.0	0.0	0.0	0.0	0.0	0.0	0.0	0.0
Ethane	0.0	0.0	0.0	0.0	0.0	0.0	0.0	0.0	0.0	0.0	0.0	0.0	0.0
NGL MIX	0.0	0.0	0.0	0.0	0.0	0.0	0.0	0.0	0.0	0.0	0.0	0.0	0.0
Sulphur	0.0	0.0	0.0	0.0	0.0	0.0	0.0	0.0	0.0	0.0	0.0	0.0	0.0
Sulphur Closing Inv	0.0	0.0	0.0	0.0	0.0	0.0	0.0	0.0	0.0	0.0	0.0	0.0	0.0

Unit of Measurement: Gas and Gas equivalent products: 1000m3, Liquids: m3, Sulphur: MTS

VPR6200

Facility ID ABGS0004183

Facility Name BERKLEY WILD RIVER

Facility Licence # Not Licenced

Facility Operator OHE9 CNRL

Production Month	202001	202002	202003	202004	202005	202006	202007	202008	202009	202010	202011	202012	Totals
Receipts													
Receipts from Alberta Facilities	12,190.7	11,466.0	11,877.3	11,517.6	12,041.8	0.0	0.0	0.0	0.0	0.0	0.0	0.0	59,093.4
Receipts from Non-Alberta Facilities	0.0	0.0	0.0	0.0	0.0	0.0	0.0	0.0	0.0	0.0	0.0	0.0	0.0
Dispositions													
Disposition													
Battery	0.0	0.0	0.0	0.0	0.0	0.0	0.0	0.0	0.0	0.0	0.0	0.0	0.0
Gas Gathering System	0.0	0.0	0.0	0.0	0.0	0.0	0.0	0.0	0.0	0.0	0.0	0.0	0.0
Gas Plant	12,190.7	11,466.0	11,877.3	11,517.6	12,041.8	0.0	0.0	0.0	0.0	0.0	0.0	0.0	59,093.4
Injection Facility	0.0	0.0	0.0	0.0	0.0	0.0	0.0	0.0	0.0	0.0	0.0	0.0	0.0
Meter Station	0.0	0.0	0.0	0.0	0.0	0.0	0.0	0.0	0.0	0.0	0.0	0.0	0.0
Other	0.0	0.0	0.0	0.0	0.0	0.0	0.0	0.0	0.0	0.0	0.0	0.0	0.0
Alberta Commercial	0.0	0.0	0.0	0.0	0.0	0.0	0.0	0.0	0.0	0.0	0.0	0.0	0.0
Alberta Industrial	0.0	0.0	0.0	0.0	0.0	0.0	0.0	0.0	0.0	0.0	0.0	0.0	0.0
Alberta Residential	0.0	0.0	0.0	0.0	0.0	0.0	0.0	0.0	0.0	0.0	0.0	0.0	0.0
Alberta Elec.Generation	0.0	0.0	0.0	0.0	0.0	0.0	0.0	0.0	0.0	0.0	0.0	0.0	0.0
Shrinkage													
Acid Gas	0.0	0.0	0.0	0.0	0.0	0.0	0.0	0.0	0.0	0.0	0.0	0.0	0.0
Other products	5.3	3.6	2.8	1.7	1.8	0.0	0.0	0.0	0.0	0.0	0.0	0.0	15.2
Fuel	0.0	0.0	0.0	0.0	0.0	0.0	0.0	0.0	0.0	0.0	0.0	0.0	0.0
Flared	0.0	0.0	0.0	0.0	0.0	0.0	0.0	0.0	0.0	0.0	0.0	0.0	0.0
Vented	0.0	0.0	0.0	0.0	0.0	0.0	0.0	0.0	0.0	0.0	0.0	0.0	0.0
Diff and Other	-5.3	-3.6	-2.8	-1.7	-1.8	0.0	0.0	0.0	0.0	0.0	0.0	0.0	-15.2
Process and Frac													
Pentanes Plus	25.7	17.5	13.7	8.0	8.5	0.0	0.0	0.0	0.0	0.0	0.0	0.0	73.4
Propane	0.0	0.0	0.0	0.0	0.0	0.0	0.0	0.0	0.0	0.0	0.0	0.0	0.0
Butanes	0.0	0.0	0.0	0.0	0.0	0.0	0.0	0.0	0.0	0.0	0.0	0.0	0.0
Ethane	0.0	0.0	0.0	0.0	0.0	0.0	0.0	0.0	0.0	0.0	0.0	0.0	0.0
NGL MIX	0.0	0.0	0.0	0.0	0.0	0.0	0.0	0.0	0.0	0.0	0.0	0.0	0.0
Sulphur	0.0	0.0	0.0	0.0	0.0	0.0	0.0	0.0	0.0	0.0	0.0	0.0	0.0
Sulphur Closing Inv	0.0	0.0	0.0	0.0	0.0	0.0	0.0	0.0	0.0	0.0	0.0	0.0	0.0

Unit of Measurement: Gas and Gas equivalent products: 1000m3, Liquids: m3, Sulphur: MTS

VPR6200

Facility ID ABGS0004191

Facility Name POCO WOLF SOUTH

Facility Licence # Not Licenced

Facility Operator A5D4 CVE

Production Month	202001	202002	202003	202004	202005	202006	202007	202008	202009	202010	202011	202012	Totals
Receipts													
Receipts from Alberta Facilities	32,653.9	30,746.2	31,457.6	31,506.5	31,417.7	0.0	0.0	0.0	0.0	0.0	0.0	0.0	157,781.9
Receipts from Non-Alberta Facilities	0.0	0.0	0.0	0.0	0.0	0.0	0.0	0.0	0.0	0.0	0.0	0.0	0.0
Dispositions													
Disposition													
Battery	0.0	0.0	0.0	0.0	0.0	0.0	0.0	0.0	0.0	0.0	0.0	0.0	0.0
Gas Gathering System	0.0	0.0	0.0	0.0	0.0	0.0	0.0	0.0	0.0	0.0	0.0	0.0	0.0
Gas Plant	32,653.9	30,746.2	31,457.6	31,506.5	31,417.7	0.0	0.0	0.0	0.0	0.0	0.0	0.0	157,781.9
Injection Facility	0.0	0.0	0.0	0.0	0.0	0.0	0.0	0.0	0.0	0.0	0.0	0.0	0.0
Meter Station	0.0	0.0	0.0	0.0	0.0	0.0	0.0	0.0	0.0	0.0	0.0	0.0	0.0
Other	0.0	0.0	0.0	0.0	0.0	0.0	0.0	0.0	0.0	0.0	0.0	0.0	0.0
Alberta Commercial	0.0	0.0	0.0	0.0	0.0	0.0	0.0	0.0	0.0	0.0	0.0	0.0	0.0
Alberta Industrial	0.0	0.0	0.0	0.0	0.0	0.0	0.0	0.0	0.0	0.0	0.0	0.0	0.0
Alberta Residential	0.0	0.0	0.0	0.0	0.0	0.0	0.0	0.0	0.0	0.0	0.0	0.0	0.0
Alberta Elec.Generation	0.0	0.0	0.0	0.0	0.0	0.0	0.0	0.0	0.0	0.0	0.0	0.0	0.0
Shrinkage													
Acid Gas	0.0	0.0	0.0	0.0	0.0	0.0	0.0	0.0	0.0	0.0	0.0	0.0	0.0
Other products	4.2	7.3	2.4	4.5	0.9	0.0	0.0	0.0	0.0	0.0	0.0	0.0	19.3
Fuel	0.0	0.0	0.0	0.0	0.0	0.0	0.0	0.0	0.0	0.0	0.0	0.0	0.0
Flared	0.0	0.0	0.0	0.0	0.0	0.0	0.0	0.0	0.0	0.0	0.0	0.0	0.0
Vented	0.0	0.0	0.0	0.0	0.0	0.0	0.0	0.0	0.0	0.0	0.0	0.0	0.0
Diff and Other	-4.2	-7.3	-2.4	-4.5	-0.9	0.0	0.0	0.0	0.0	0.0	0.0	0.0	-19.3
Process and Frac													
Pentanes Plus	20.4	35.2	11.6	21.7	4.2	0.0	0.0	0.0	0.0	0.0	0.0	0.0	93.1
Propane	0.0	0.0	0.0	0.0	0.0	0.0	0.0	0.0	0.0	0.0	0.0	0.0	0.0
Butanes	0.0	0.0	0.0	0.0	0.0	0.0	0.0	0.0	0.0	0.0	0.0	0.0	0.0
Ethane	0.0	0.0	0.0	0.0	0.0	0.0	0.0	0.0	0.0	0.0	0.0	0.0	0.0
NGL MIX	0.0	0.0	0.0	0.0	0.0	0.0	0.0	0.0	0.0	0.0	0.0	0.0	0.0
Sulphur	0.0	0.0	0.0	0.0	0.0	0.0	0.0	0.0	0.0	0.0	0.0	0.0	0.0
Sulphur Closing Inv	0.0	0.0	0.0	0.0	0.0	0.0	0.0	0.0	0.0	0.0	0.0	0.0	0.0

Unit of Measurement: Gas and Gas equivalent products: 1000m3, Liquids: m3, Sulphur: MTS

VPR6200

Facility ID ABGS0004196
Facility Licence # Not Licenced

Facility Name HUSKY ALDERSON 1-16
Facility Operator OHE9 CNRL

Production Month	202001	202002	202003	202004	202005	202006	202007	202008	202009	202010	202011	202012	Totals
Receipts													
Receipts from Alberta Facilities	3,953.7	4,169.6	4,326.0	4,680.2	5,526.8	0.0	0.0	0.0	0.0	0.0	0.0	0.0	22,656.3
Receipts from Non-Alberta Facilities	0.0	0.0	0.0	0.0	0.0	0.0	0.0	0.0	0.0	0.0	0.0	0.0	0.0
Dispositions													
Disposition													
Battery	0.0	0.0	0.0	0.0	0.0	0.0	0.0	0.0	0.0	0.0	0.0	0.0	0.0
Gas Gathering System	0.0	0.0	0.0	0.0	0.0	0.0	0.0	0.0	0.0	0.0	0.0	0.0	0.0
Gas Plant	0.0	0.0	0.0	0.0	0.0	0.0	0.0	0.0	0.0	0.0	0.0	0.0	0.0
Injection Facility	0.0	0.0	0.0	0.0	0.0	0.0	0.0	0.0	0.0	0.0	0.0	0.0	0.0
Meter Station	3,797.6	4,038.9	4,202.5	4,560.0	5,398.0	0.0	0.0	0.0	0.0	0.0	0.0	0.0	21,997.0
Other	0.0	0.0	0.0	0.0	0.0	0.0	0.0	0.0	0.0	0.0	0.0	0.0	0.0
Alberta Commercial	0.0	0.0	0.0	0.0	0.0	0.0	0.0	0.0	0.0	0.0	0.0	0.0	0.0
Alberta Industrial	0.0	0.0	0.0	0.0	0.0	0.0	0.0	0.0	0.0	0.0	0.0	0.0	0.0
Alberta Residential	0.0	0.0	0.0	0.0	0.0	0.0	0.0	0.0	0.0	0.0	0.0	0.0	0.0
Alberta Elec.Generation	0.0	0.0	0.0	0.0	0.0	0.0	0.0	0.0	0.0	0.0	0.0	0.0	0.0
Shrinkage													
Acid Gas	0.0	0.0	0.0	0.0	0.0	0.0	0.0	0.0	0.0	0.0	0.0	0.0	0.0
Other products	0.1	0.1	0.0	0.0	0.0	0.0	0.0	0.0	0.0	0.0	0.0	0.0	0.2
Fuel	185.3	177.2	187.3	183.9	204.8	0.0	0.0	0.0	0.0	0.0	0.0	0.0	938.5
Flared	0.0	0.0	0.0	0.0	0.0	0.0	0.0	0.0	0.0	0.0	0.0	0.0	0.0
Vented	0.0	0.0	0.1	0.1	0.1	0.0	0.0	0.0	0.0	0.0	0.0	0.0	0.3
Diff and Other	-29.3	-46.6	-63.9	-63.8	-76.1	0.0	0.0	0.0	0.0	0.0	0.0	0.0	-279.7
Process and Frac													
Pentanes Plus	0.4	0.3	0.0	0.0	0.0	0.0	0.0	0.0	0.0	0.0	0.0	0.0	0.7
Propane	0.0	0.0	0.0	0.0	0.0	0.0	0.0	0.0	0.0	0.0	0.0	0.0	0.0
Butanes	0.0	0.0	0.0	0.0	0.0	0.0	0.0	0.0	0.0	0.0	0.0	0.0	0.0
Ethane	0.0	0.0	0.0	0.0	0.0	0.0	0.0	0.0	0.0	0.0	0.0	0.0	0.0
NGL MIX	0.0	0.0	0.0	0.0	0.0	0.0	0.0	0.0	0.0	0.0	0.0	0.0	0.0
Sulphur	0.0	0.0	0.0	0.0	0.0	0.0	0.0	0.0	0.0	0.0	0.0	0.0	0.0
Sulphur Closing Inv	0.0	0.0	0.0	0.0	0.0	0.0	0.0	0.0	0.0	0.0	0.0	0.0	0.0

Unit of Measurement: Gas and Gas equivalent products: 1000m3, Liquids: m3, Sulphur: MTS

VPR6200

Facility ID ABGS0004230
Facility Licence # Not Licenced

Facility Name RED LEAF COOKING LAKE
Facility Operator A5ER HHAPC

Production Month	202001	202002	202003	202004	202005	202006	202007	202008	202009	202010	202011	202012	Totals
Receipts													
Receipts from Alberta Facilities	364.5	356.7	380.6	357.3	342.1	0.0	0.0	0.0	0.0	0.0	0.0	0.0	1,801.2
Receipts from Non-Alberta Facilities	0.0	0.0	0.0	0.0	0.0	0.0	0.0	0.0	0.0	0.0	0.0	0.0	0.0
Dispositions													
Disposition													
Battery	0.0	0.0	0.0	0.0	0.0	0.0	0.0	0.0	0.0	0.0	0.0	0.0	0.0
Gas Gathering System	0.0	0.0	0.0	0.0	0.0	0.0	0.0	0.0	0.0	0.0	0.0	0.0	0.0
Gas Plant	0.0	0.0	0.0	0.0	0.0	0.0	0.0	0.0	0.0	0.0	0.0	0.0	0.0
Injection Facility	0.0	0.0	0.0	0.0	0.0	0.0	0.0	0.0	0.0	0.0	0.0	0.0	0.0
Meter Station	364.5	356.7	380.6	357.3	342.1	0.0	0.0	0.0	0.0	0.0	0.0	0.0	1,801.2
Other	0.0	0.0	0.0	0.0	0.0	0.0	0.0	0.0	0.0	0.0	0.0	0.0	0.0
Alberta Commercial	0.0	0.0	0.0	0.0	0.0	0.0	0.0	0.0	0.0	0.0	0.0	0.0	0.0
Alberta Industrial	0.0	0.0	0.0	0.0	0.0	0.0	0.0	0.0	0.0	0.0	0.0	0.0	0.0
Alberta Residential	0.0	0.0	0.0	0.0	0.0	0.0	0.0	0.0	0.0	0.0	0.0	0.0	0.0
Alberta Elec.Generation	0.0	0.0	0.0	0.0	0.0	0.0	0.0	0.0	0.0	0.0	0.0	0.0	0.0
Shrinkage													
Acid Gas	0.0	0.0	0.0	0.0	0.0	0.0	0.0	0.0	0.0	0.0	0.0	0.0	0.0
Other products	0.2	0.2	0.2	0.2	0.2	0.0	0.0	0.0	0.0	0.0	0.0	0.0	1.0
Fuel	0.0	0.0	0.0	0.0	0.0	0.0	0.0	0.0	0.0	0.0	0.0	0.0	0.0
Flared	0.0	0.0	0.0	0.0	0.0	0.0	0.0	0.0	0.0	0.0	0.0	0.0	0.0
Vented	0.0	0.0	0.0	0.0	0.0	0.0	0.0	0.0	0.0	0.0	0.0	0.0	0.0
Diff and Other	-0.2	-0.2	-0.2	-0.2	-0.2	0.0	0.0	0.0	0.0	0.0	0.0	0.0	-1.0
Process and Frac													
Pentanes Plus	1.0	1.0	1.0	1.0	1.0	0.0	0.0	0.0	0.0	0.0	0.0	0.0	5.0
Propane	0.0	0.0	0.0	0.0	0.0	0.0	0.0	0.0	0.0	0.0	0.0	0.0	0.0
Butanes	0.0	0.0	0.0	0.0	0.0	0.0	0.0	0.0	0.0	0.0	0.0	0.0	0.0
Ethane	0.0	0.0	0.0	0.0	0.0	0.0	0.0	0.0	0.0	0.0	0.0	0.0	0.0
NGL MIX	0.0	0.0	0.0	0.0	0.0	0.0	0.0	0.0	0.0	0.0	0.0	0.0	0.0
Sulphur	0.0	0.0	0.0	0.0	0.0	0.0	0.0	0.0	0.0	0.0	0.0	0.0	0.0
Sulphur Closing Inv	0.0	0.0	0.0	0.0	0.0	0.0	0.0	0.0	0.0	0.0	0.0	0.0	0.0

Unit of Measurement: Gas and Gas equivalent products: 1000m3, Liquids: m3, Sulphur: MTS

VPR6200

Facility ID ABGS0004238

Facility Name CYPRESS FARROW

Facility Licence # 2580

Facility Operator A2TG TQN

Production Month	202001	202002	202003	202004	202005	202006	202007	202008	202009	202010	202011	202012	Totals
Receipts													
Receipts from Alberta Facilities	617.6	596.1	631.4	511.0	567.4	0.0	0.0	0.0	0.0	0.0	0.0	0.0	2,923.5
Receipts from Non-Alberta Facilities	0.0	0.0	0.0	0.0	0.0	0.0	0.0	0.0	0.0	0.0	0.0	0.0	0.0
Dispositions													
Disposition													
Battery	0.0	0.0	0.0	0.0	0.0	0.0	0.0	0.0	0.0	0.0	0.0	0.0	0.0
Gas Gathering System	596.9	595.9	587.5	490.0	569.0	0.0	0.0	0.0	0.0	0.0	0.0	0.0	2,839.3
Gas Plant	0.0	0.0	0.0	0.0	0.0	0.0	0.0	0.0	0.0	0.0	0.0	0.0	0.0
Injection Facility	0.0	0.0	0.0	0.0	0.0	0.0	0.0	0.0	0.0	0.0	0.0	0.0	0.0
Meter Station	0.0	0.0	0.0	0.0	0.0	0.0	0.0	0.0	0.0	0.0	0.0	0.0	0.0
Other	0.0	0.0	0.0	0.0	0.0	0.0	0.0	0.0	0.0	0.0	0.0	0.0	0.0
Alberta Commercial	0.0	0.0	0.0	0.0	0.0	0.0	0.0	0.0	0.0	0.0	0.0	0.0	0.0
Alberta Industrial	0.0	0.0	0.0	0.0	0.0	0.0	0.0	0.0	0.0	0.0	0.0	0.0	0.0
Alberta Residential	0.0	0.0	0.0	0.0	0.0	0.0	0.0	0.0	0.0	0.0	0.0	0.0	0.0
Alberta Elec.Generation	0.0	0.0	0.0	0.0	0.0	0.0	0.0	0.0	0.0	0.0	0.0	0.0	0.0
Shrinkage													
Acid Gas	0.0	0.0	0.0	0.0	0.0	0.0	0.0	0.0	0.0	0.0	0.0	0.0	0.0
Other products	1.3	1.6	0.0	0.3	1.4	0.0	0.0	0.0	0.0	0.0	0.0	0.0	4.6
Fuel	50.4	37.7	40.0	33.4	34.2	0.0	0.0	0.0	0.0	0.0	0.0	0.0	195.7
Flared	0.0	0.0	0.0	0.9	1.8	0.0	0.0	0.0	0.0	0.0	0.0	0.0	2.7
Vented	0.0	0.0	0.0	0.0	0.0	0.0	0.0	0.0	0.0	0.0	0.0	0.0	0.0
Diff and Other	-31.0	-39.1	3.9	-13.6	-39.0	0.0	0.0	0.0	0.0	0.0	0.0	0.0	-118.8
Process and Frac													
Pentanes Plus	6.5	7.6	0.0	1.5	6.9	0.0	0.0	0.0	0.0	0.0	0.0	0.0	22.5
Propane	0.0	0.0	0.0	0.0	0.0	0.0	0.0	0.0	0.0	0.0	0.0	0.0	0.0
Butanes	0.0	0.0	0.0	0.0	0.0	0.0	0.0	0.0	0.0	0.0	0.0	0.0	0.0
Ethane	0.0	0.0	0.0	0.0	0.0	0.0	0.0	0.0	0.0	0.0	0.0	0.0	0.0
NGL MIX	0.0	0.0	0.0	0.0	0.0	0.0	0.0	0.0	0.0	0.0	0.0	0.0	0.0
Sulphur	0.0	0.0	0.0	0.0	0.0	0.0	0.0	0.0	0.0	0.0	0.0	0.0	0.0
Sulphur Closing Inv	0.0	0.0	0.0	0.0	0.0	0.0	0.0	0.0	0.0	0.0	0.0	0.0	0.0

Unit of Measurement: Gas and Gas equivalent products: 1000m3, Liquids: m3, Sulphur: MTS

VPR6200

Facility ID ABGS0004301

Facility Name THUNDER MATZIWIN

Facility Licence # 20394

Facility Operator A2PH JOURNEY

Production Month	202001	202002	202003	202004	202005	202006	202007	202008	202009	202010	202011	202012	Totals
Receipts													
Receipts from Alberta Facilities	5,107.2	5,276.1	5,805.3	5,514.8	5,556.3	0.0	0.0	0.0	0.0	0.0	0.0	0.0	27,259.7
Receipts from Non-Alberta Facilities	0.0	0.0	0.0	0.0	0.0	0.0	0.0	0.0	0.0	0.0	0.0	0.0	0.0
Dispositions													
Disposition													
Battery	0.0	0.0	0.0	0.0	0.0	0.0	0.0	0.0	0.0	0.0	0.0	0.0	0.0
Gas Gathering System	0.0	0.0	0.0	0.0	0.0	0.0	0.0	0.0	0.0	0.0	0.0	0.0	0.0
Gas Plant	0.0	0.0	0.0	0.0	0.0	0.0	0.0	0.0	0.0	0.0	0.0	0.0	0.0
Injection Facility	0.0	0.0	0.0	0.0	0.0	0.0	0.0	0.0	0.0	0.0	0.0	0.0	0.0
Meter Station	4,882.3	4,912.9	5,452.0	5,191.5	5,077.9	0.0	0.0	0.0	0.0	0.0	0.0	0.0	25,516.6
Other	0.0	0.0	0.0	0.0	0.0	0.0	0.0	0.0	0.0	0.0	0.0	0.0	0.0
Alberta Commercial	0.0	0.0	0.0	0.0	0.0	0.0	0.0	0.0	0.0	0.0	0.0	0.0	0.0
Alberta Industrial	0.0	0.0	0.0	0.0	0.0	0.0	0.0	0.0	0.0	0.0	0.0	0.0	0.0
Alberta Residential	0.0	0.0	0.0	0.0	0.0	0.0	0.0	0.0	0.0	0.0	0.0	0.0	0.0
Alberta Elec.Generation	0.0	0.0	0.0	0.0	0.0	0.0	0.0	0.0	0.0	0.0	0.0	0.0	0.0
Shrinkage													
Acid Gas	0.0	0.0	0.0	0.0	0.0	0.0	0.0	0.0	0.0	0.0	0.0	0.0	0.0
Other products	21.9	19.6	22.9	17.6	23.6	0.0	0.0	0.0	0.0	0.0	0.0	0.0	105.6
Fuel	37.4	202.5	202.5	181.5	187.3	0.0	0.0	0.0	0.0	0.0	0.0	0.0	811.2
Flared	12.5	16.1	16.1	0.0	7.9	0.0	0.0	0.0	0.0	0.0	0.0	0.0	52.6
Vented	0.0	0.0	0.0	11.3	0.0	0.0	0.0	0.0	0.0	0.0	0.0	0.0	11.3
Diff and Other	153.1	125.0	111.8	112.9	259.6	0.0	0.0	0.0	0.0	0.0	0.0	0.0	762.4
Process and Frac													
Pentanes Plus	106.0	95.0	111.0	85.0	114.0	0.0	0.0	0.0	0.0	0.0	0.0	0.0	511.0
Propane	0.0	0.0	0.0	0.0	0.0	0.0	0.0	0.0	0.0	0.0	0.0	0.0	0.0
Butanes	0.0	0.0	0.0	0.0	0.0	0.0	0.0	0.0	0.0	0.0	0.0	0.0	0.0
Ethane	0.0	0.0	0.0	0.0	0.0	0.0	0.0	0.0	0.0	0.0	0.0	0.0	0.0
NGL MIX	0.0	0.0	0.0	0.0	0.0	0.0	0.0	0.0	0.0	0.0	0.0	0.0	0.0
Sulphur	0.0	0.0	0.0	0.0	0.0	0.0	0.0	0.0	0.0	0.0	0.0	0.0	0.0
Sulphur Closing Inv	0.0	0.0	0.0	0.0	0.0	0.0	0.0	0.0	0.0	0.0	0.0	0.0	0.0

Unit of Measurement: Gas and Gas equivalent products: 1000m3, Liquids: m3, Sulphur: MTS

VPR6200

Facility ID ABGS0004318

Facility Name EDSON 10-02-054-17W5

Facility Licence # 12458

Facility Operator OHE9 CNRL

Production Month	202001	202002	202003	202004	202005	202006	202007	202008	202009	202010	202011	202012	Totals
Receipts													
Receipts from Alberta Facilities	8,798.9	8,297.8	8,353.3	7,770.0	7,427.0	0.0	0.0	0.0	0.0	0.0	0.0	0.0	40,647.0
Receipts from Non-Alberta Facilities	0.0	0.0	0.0	0.0	0.0	0.0	0.0	0.0	0.0	0.0	0.0	0.0	0.0
Dispositions													
Disposition													
Battery	0.0	0.0	0.0	0.0	0.0	0.0	0.0	0.0	0.0	0.0	0.0	0.0	0.0
Gas Gathering System	0.0	0.0	0.0	0.0	0.0	0.0	0.0	0.0	0.0	0.0	0.0	0.0	0.0
Gas Plant	8,621.7	8,101.8	8,041.1	7,430.0	7,146.0	0.0	0.0	0.0	0.0	0.0	0.0	0.0	39,340.6
Injection Facility	0.0	0.0	0.0	0.0	0.0	0.0	0.0	0.0	0.0	0.0	0.0	0.0	0.0
Meter Station	0.0	0.0	0.0	0.0	0.0	0.0	0.0	0.0	0.0	0.0	0.0	0.0	0.0
Other	0.0	0.0	0.0	0.0	0.0	0.0	0.0	0.0	0.0	0.0	0.0	0.0	0.0
Alberta Commercial	0.0	0.0	0.0	0.0	0.0	0.0	0.0	0.0	0.0	0.0	0.0	0.0	0.0
Alberta Industrial	0.0	0.0	0.0	0.0	0.0	0.0	0.0	0.0	0.0	0.0	0.0	0.0	0.0
Alberta Residential	0.0	0.0	0.0	0.0	0.0	0.0	0.0	0.0	0.0	0.0	0.0	0.0	0.0
Alberta Elec.Generation	0.0	0.0	0.0	0.0	0.0	0.0	0.0	0.0	0.0	0.0	0.0	0.0	0.0
Shrinkage													
Acid Gas	0.0	0.0	0.0	0.0	0.0	0.0	0.0	0.0	0.0	0.0	0.0	0.0	0.0
Other products	0.0	0.0	0.6	0.0	0.0	0.0	0.0	0.0	0.0	0.0	0.0	0.0	0.6
Fuel	102.7	92.7	108.6	100.8	103.9	0.0	0.0	0.0	0.0	0.0	0.0	0.0	508.7
Flared	0.1	0.3	1.5	1.2	1.3	0.0	0.0	0.0	0.0	0.0	0.0	0.0	4.4
Vented	0.0	0.0	1.8	0.0	0.0	0.0	0.0	0.0	0.0	0.0	0.0	0.0	1.8
Diff and Other	74.4	103.0	199.7	238.0	175.8	0.0	0.0	0.0	0.0	0.0	0.0	0.0	790.9
Process and Frac													
Pentanes Plus	0.0	0.0	2.8	0.0	0.0	0.0	0.0	0.0	0.0	0.0	0.0	0.0	2.8
Propane	0.0	0.0	0.0	0.0	0.0	0.0	0.0	0.0	0.0	0.0	0.0	0.0	0.0
Butanes	0.0	0.0	0.0	0.0	0.0	0.0	0.0	0.0	0.0	0.0	0.0	0.0	0.0
Ethane	0.0	0.0	0.0	0.0	0.0	0.0	0.0	0.0	0.0	0.0	0.0	0.0	0.0
NGL MIX	0.0	0.0	0.0	0.0	0.0	0.0	0.0	0.0	0.0	0.0	0.0	0.0	0.0
Sulphur	0.0	0.0	0.0	0.0	0.0	0.0	0.0	0.0	0.0	0.0	0.0	0.0	0.0
Sulphur Closing Inv	0.0	0.0	0.0	0.0	0.0	0.0	0.0	0.0	0.0	0.0	0.0	0.0	0.0

Unit of Measurement: Gas and Gas equivalent products: 1000m3, Liquids: m3, Sulphur: MTS

VPR6200

Facility ID ABGS0004437
Facility Licence # 6732

Facility Name WILLEDEN GREEN 13-1-38-6W5
Facility Operator OTM9 NAL

Production Month	202001	202002	202003	202004	202005	202006	202007	202008	202009	202010	202011	202012	Totals
Receipts													
Receipts from Alberta Facilities	1,042.7	1,141.8	1,275.6	1,073.2	974.7	0.0	0.0	0.0	0.0	0.0	0.0	0.0	5,508.0
Receipts from Non-Alberta Facilities	0.0	0.0	0.0	0.0	0.0	0.0	0.0	0.0	0.0	0.0	0.0	0.0	0.0
Dispositions													
Disposition													
Battery	0.0	0.0	0.0	0.0	0.0	0.0	0.0	0.0	0.0	0.0	0.0	0.0	0.0
Gas Gathering System	1,024.6	1,131.3	1,256.1	1,044.0	943.0	0.0	0.0	0.0	0.0	0.0	0.0	0.0	5,399.0
Gas Plant	0.0	0.0	0.0	0.0	0.0	0.0	0.0	0.0	0.0	0.0	0.0	0.0	0.0
Injection Facility	0.0	0.0	0.0	0.0	0.0	0.0	0.0	0.0	0.0	0.0	0.0	0.0	0.0
Meter Station	0.0	0.0	0.0	0.0	0.0	0.0	0.0	0.0	0.0	0.0	0.0	0.0	0.0
Other	0.0	0.0	0.0	0.0	0.0	0.0	0.0	0.0	0.0	0.0	0.0	0.0	0.0
Alberta Commercial	0.0	0.0	0.0	0.0	0.0	0.0	0.0	0.0	0.0	0.0	0.0	0.0	0.0
Alberta Industrial	0.0	0.0	0.0	0.0	0.0	0.0	0.0	0.0	0.0	0.0	0.0	0.0	0.0
Alberta Residential	0.0	0.0	0.0	0.0	0.0	0.0	0.0	0.0	0.0	0.0	0.0	0.0	0.0
Alberta Elec.Generation	0.0	0.0	0.0	0.0	0.0	0.0	0.0	0.0	0.0	0.0	0.0	0.0	0.0
Shrinkage													
Acid Gas	0.0	0.0	0.0	0.0	0.0	0.0	0.0	0.0	0.0	0.0	0.0	0.0	0.0
Other products	0.8	0.0	0.7	0.6	0.0	0.0	0.0	0.0	0.0	0.0	0.0	0.0	2.1
Fuel	5.7	4.8	7.1	2.1	12.6	0.0	0.0	0.0	0.0	0.0	0.0	0.0	32.3
Flared	0.0	0.0	0.0	0.0	0.0	0.0	0.0	0.0	0.0	0.0	0.0	0.0	0.0
Vented	0.0	0.0	0.0	0.0	0.0	0.0	0.0	0.0	0.0	0.0	0.0	0.0	0.0
Diff and Other	11.6	5.7	11.7	26.5	19.1	0.0	0.0	0.0	0.0	0.0	0.0	0.0	74.6
Process and Frac													
Pentanes Plus	3.7	0.0	3.2	2.9	0.0	0.0	0.0	0.0	0.0	0.0	0.0	0.0	9.8
Propane	0.0	0.0	0.0	0.0	0.0	0.0	0.0	0.0	0.0	0.0	0.0	0.0	0.0
Butanes	0.0	0.0	0.0	0.0	0.0	0.0	0.0	0.0	0.0	0.0	0.0	0.0	0.0
Ethane	0.0	0.0	0.0	0.0	0.0	0.0	0.0	0.0	0.0	0.0	0.0	0.0	0.0
NGL MIX	0.0	0.0	0.0	0.0	0.0	0.0	0.0	0.0	0.0	0.0	0.0	0.0	0.0
Sulphur	0.0	0.0	0.0	0.0	0.0	0.0	0.0	0.0	0.0	0.0	0.0	0.0	0.0
Sulphur Closing Inv	0.0	0.0	0.0	0.0	0.0	0.0	0.0	0.0	0.0	0.0	0.0	0.0	0.0

Unit of Measurement: Gas and Gas equivalent products: 1000m3, Liquids: m3, Sulphur: MTS

VPR6200

Facility ID ABGS0004457

Facility Name PENN WEST MINNEHIK-BUCK LAKE

Facility Licence # Not Licenced

Facility Operator AOC0 KEYERA

Production Month	202001	202002	202003	202004	202005	202006	202007	202008	202009	202010	202011	202012	Totals
Receipts													
Receipts from Alberta Facilities	2,244.6	2,039.5	2,152.3	1,725.5	571.2	0.0	0.0	0.0	0.0	0.0	0.0	0.0	8,733.1
Receipts from Non-Alberta Facilities	0.0	0.0	0.0	0.0	0.0	0.0	0.0	0.0	0.0	0.0	0.0	0.0	0.0
Dispositions													
Disposition													
Battery	0.0	0.0	0.0	0.0	0.0	0.0	0.0	0.0	0.0	0.0	0.0	0.0	0.0
Gas Gathering System	2,178.9	1,985.8	2,099.3	1,699.1	559.7	0.0	0.0	0.0	0.0	0.0	0.0	0.0	8,522.8
Gas Plant	0.0	0.0	0.0	0.0	0.0	0.0	0.0	0.0	0.0	0.0	0.0	0.0	0.0
Injection Facility	0.0	0.0	0.0	0.0	0.0	0.0	0.0	0.0	0.0	0.0	0.0	0.0	0.0
Meter Station	0.0	0.0	0.0	0.0	0.0	0.0	0.0	0.0	0.0	0.0	0.0	0.0	0.0
Other	0.0	0.0	0.0	0.0	0.0	0.0	0.0	0.0	0.0	0.0	0.0	0.0	0.0
Alberta Commercial	0.0	0.0	0.0	0.0	0.0	0.0	0.0	0.0	0.0	0.0	0.0	0.0	0.0
Alberta Industrial	0.0	0.0	0.0	0.0	0.0	0.0	0.0	0.0	0.0	0.0	0.0	0.0	0.0
Alberta Residential	0.0	0.0	0.0	0.0	0.0	0.0	0.0	0.0	0.0	0.0	0.0	0.0	0.0
Alberta Elec.Generation	0.0	0.0	0.0	0.0	0.0	0.0	0.0	0.0	0.0	0.0	0.0	0.0	0.0
Shrinkage													
Acid Gas	0.0	0.0	0.0	0.0	0.0	0.0	0.0	0.0	0.0	0.0	0.0	0.0	0.0
Other products	5.2	4.4	4.3	4.0	2.0	0.0	0.0	0.0	0.0	0.0	0.0	0.0	19.9
Fuel	59.1	47.9	49.3	21.5	8.1	0.0	0.0	0.0	0.0	0.0	0.0	0.0	185.9
Flared	0.0	0.0	0.0	1.5	1.7	0.0	0.0	0.0	0.0	0.0	0.0	0.0	3.2
Vented	2.2	2.0	0.0	0.7	0.3	0.0	0.0	0.0	0.0	0.0	0.0	0.0	5.2
Diff and Other	-0.8	-0.6	-0.6	-1.3	-0.6	0.0	0.0	0.0	0.0	0.0	0.0	0.0	-3.9
Process and Frac													
Pentanes Plus	25.0	21.5	21.0	19.5	9.5	0.0	0.0	0.0	0.0	0.0	0.0	0.0	96.5
Propane	0.0	0.0	0.0	0.0	0.0	0.0	0.0	0.0	0.0	0.0	0.0	0.0	0.0
Butanes	0.0	0.0	0.0	0.0	0.0	0.0	0.0	0.0	0.0	0.0	0.0	0.0	0.0
Ethane	0.0	0.0	0.0	0.0	0.0	0.0	0.0	0.0	0.0	0.0	0.0	0.0	0.0
NGL MIX	0.0	0.0	0.0	0.0	0.0	0.0	0.0	0.0	0.0	0.0	0.0	0.0	0.0
Sulphur	0.0	0.0	0.0	0.0	0.0	0.0	0.0	0.0	0.0	0.0	0.0	0.0	0.0
Sulphur Closing Inv	0.0	0.0	0.0	0.0	0.0	0.0	0.0	0.0	0.0	0.0	0.0	0.0	0.0

Unit of Measurement: Gas and Gas equivalent products: 1000m3, Liquids: m3, Sulphur: MTS

VPR6200

Facility ID ABGS0004479

Facility Name CRESTAR HUXLEY

Facility Licence # Not Licenced

Facility Operator A1GR PINE CLIFF

Production Month	202001	202002	202003	202004	202005	202006	202007	202008	202009	202010	202011	202012	Totals
Receipts													
Receipts from Alberta Facilities	2,264.6	869.7	935.3	892.6	939.0	0.0	0.0	0.0	0.0	0.0	0.0	0.0	5,901.2
Receipts from Non-Alberta Facilities	0.0	0.0	0.0	0.0	0.0	0.0	0.0	0.0	0.0	0.0	0.0	0.0	0.0
Dispositions													
Disposition													
Battery	0.0	0.0	0.0	0.0	0.0	0.0	0.0	0.0	0.0	0.0	0.0	0.0	0.0
Gas Gathering System	0.0	0.0	0.0	0.0	0.0	0.0	0.0	0.0	0.0	0.0	0.0	0.0	0.0
Gas Plant	2,264.5	855.1	919.8	877.6	923.5	0.0	0.0	0.0	0.0	0.0	0.0	0.0	5,840.5
Injection Facility	0.0	0.0	0.0	0.0	0.0	0.0	0.0	0.0	0.0	0.0	0.0	0.0	0.0
Meter Station	0.0	0.0	0.0	0.0	0.0	0.0	0.0	0.0	0.0	0.0	0.0	0.0	0.0
Other	0.0	0.0	0.0	0.0	0.0	0.0	0.0	0.0	0.0	0.0	0.0	0.0	0.0
Alberta Commercial	0.0	0.0	0.0	0.0	0.0	0.0	0.0	0.0	0.0	0.0	0.0	0.0	0.0
Alberta Industrial	0.0	0.0	0.0	0.0	0.0	0.0	0.0	0.0	0.0	0.0	0.0	0.0	0.0
Alberta Residential	0.0	0.0	0.0	0.0	0.0	0.0	0.0	0.0	0.0	0.0	0.0	0.0	0.0
Alberta Elec.Generation	0.0	0.0	0.0	0.0	0.0	0.0	0.0	0.0	0.0	0.0	0.0	0.0	0.0
Shrinkage													
Acid Gas	0.0	0.0	0.0	0.0	0.0	0.0	0.0	0.0	0.0	0.0	0.0	0.0	0.0
Other products	0.0	0.1	0.0	0.0	0.0	0.0	0.0	0.0	0.0	0.0	0.0	0.0	0.1
Fuel	0.1	14.5	15.5	15.0	15.5	0.0	0.0	0.0	0.0	0.0	0.0	0.0	60.6
Flared	0.0	0.0	0.0	0.0	0.0	0.0	0.0	0.0	0.0	0.0	0.0	0.0	0.0
Vented	0.0	0.0	0.0	0.0	0.0	0.0	0.0	0.0	0.0	0.0	0.0	0.0	0.0
Diff and Other	0.0	0.0	0.0	0.0	0.0	0.0	0.0	0.0	0.0	0.0	0.0	0.0	0.0
Process and Frac													
Pentanes Plus	0.0	0.7	0.0	0.0	0.0	0.0	0.0	0.0	0.0	0.0	0.0	0.0	0.7
Propane	0.0	0.0	0.0	0.0	0.0	0.0	0.0	0.0	0.0	0.0	0.0	0.0	0.0
Butanes	0.0	0.0	0.0	0.0	0.0	0.0	0.0	0.0	0.0	0.0	0.0	0.0	0.0
Ethane	0.0	0.0	0.0	0.0	0.0	0.0	0.0	0.0	0.0	0.0	0.0	0.0	0.0
NGL MIX	0.0	0.0	0.0	0.0	0.0	0.0	0.0	0.0	0.0	0.0	0.0	0.0	0.0
Sulphur	0.0	0.0	0.0	0.0	0.0	0.0	0.0	0.0	0.0	0.0	0.0	0.0	0.0
Sulphur Closing Inv	0.0	0.0	0.0	0.0	0.0	0.0	0.0	0.0	0.0	0.0	0.0	0.0	0.0

Unit of Measurement: Gas and Gas equivalent products: 1000m3, Liquids: m3, Sulphur: MTS

VPR6200

Facility ID ABGS0004525
Facility Licence # Not Licenced

Facility Name POCO O'CHIESE
Facility Operator A5D4 CVE

Production Month	202001	202002	202003	202004	202005	202006	202007	202008	202009	202010	202011	202012	Totals
Receipts													
Receipts from Alberta Facilities	30,176.7	28,850.6	29,908.9	28,882.4	28,440.7	0.0	0.0	0.0	0.0	0.0	0.0	0.0	146,259.3
Receipts from Non-Alberta Facilities	0.0	0.0	0.0	0.0	0.0	0.0	0.0	0.0	0.0	0.0	0.0	0.0	0.0
Dispositions													
Disposition													
Battery	0.0	0.0	0.0	0.0	0.0	0.0	0.0	0.0	0.0	0.0	0.0	0.0	0.0
Gas Gathering System	0.0	0.0	0.0	0.0	0.0	0.0	0.0	0.0	0.0	0.0	0.0	0.0	0.0
Gas Plant	30,577.7	29,306.3	30,360.5	29,133.6	28,705.7	0.0	0.0	0.0	0.0	0.0	0.0	0.0	148,083.8
Injection Facility	0.0	0.0	0.0	0.0	0.0	0.0	0.0	0.0	0.0	0.0	0.0	0.0	0.0
Meter Station	0.0	0.0	0.0	0.0	0.0	0.0	0.0	0.0	0.0	0.0	0.0	0.0	0.0
Other	0.0	0.0	0.0	0.0	0.0	0.0	0.0	0.0	0.0	0.0	0.0	0.0	0.0
Alberta Commercial	0.0	0.0	0.0	0.0	0.0	0.0	0.0	0.0	0.0	0.0	0.0	0.0	0.0
Alberta Industrial	0.0	0.0	0.0	0.0	0.0	0.0	0.0	0.0	0.0	0.0	0.0	0.0	0.0
Alberta Residential	0.0	0.0	0.0	0.0	0.0	0.0	0.0	0.0	0.0	0.0	0.0	0.0	0.0
Alberta Elec.Generation	0.0	0.0	0.0	0.0	0.0	0.0	0.0	0.0	0.0	0.0	0.0	0.0	0.0
Shrinkage													
Acid Gas	0.0	0.0	0.0	0.0	0.0	0.0	0.0	0.0	0.0	0.0	0.0	0.0	0.0
Other products	0.0	0.0	0.2	0.0	0.0	0.0	0.0	0.0	0.0	0.0	0.0	0.0	0.2
Fuel	47.4	66.7	39.8	51.4	39.2	0.0	0.0	0.0	0.0	0.0	0.0	0.0	244.5
Flared	0.0	0.0	0.0	0.0	0.0	0.0	0.0	0.0	0.0	0.0	0.0	0.0	0.0
Vented	0.7	0.7	0.7	2.8	2.8	0.0	0.0	0.0	0.0	0.0	0.0	0.0	7.7
Diff and Other	-449.1	-523.1	-492.3	-305.4	-307.0	0.0	0.0	0.0	0.0	0.0	0.0	0.0	-2,076.9
Process and Frac													
Pentanes Plus	0.0	0.0	1.0	0.0	0.0	0.0	0.0	0.0	0.0	0.0	0.0	0.0	1.0
Propane	0.0	0.0	0.0	0.0	0.0	0.0	0.0	0.0	0.0	0.0	0.0	0.0	0.0
Butanes	0.0	0.0	0.0	0.0	0.0	0.0	0.0	0.0	0.0	0.0	0.0	0.0	0.0
Ethane	0.0	0.0	0.0	0.0	0.0	0.0	0.0	0.0	0.0	0.0	0.0	0.0	0.0
NGL MIX	0.0	0.0	0.0	0.0	0.0	0.0	0.0	0.0	0.0	0.0	0.0	0.0	0.0
Sulphur	0.0	0.0	0.0	0.0	0.0	0.0	0.0	0.0	0.0	0.0	0.0	0.0	0.0
Sulphur Closing Inv	0.0	0.0	0.0	0.0	0.0	0.0	0.0	0.0	0.0	0.0	0.0	0.0	0.0

Unit of Measurement: Gas and Gas equivalent products: 1000m3, Liquids: m3, Sulphur: MTS

VPR6200

Facility ID ABGS0004593

Facility Name ALTAGAS MOSQUITO CREEK

Facility Licence # 1805

Facility Operator A81C 2133151 Alberta

Production Month	202001	202002	202003	202004	202005	202006	202007	202008	202009	202010	202011	202012	Totals
Receipts													
Receipts from Alberta Facilities	3,285.1	3,286.1	3,408.9	3,092.9	3,125.6	0.0	0.0	0.0	0.0	0.0	0.0	0.0	16,198.6
Receipts from Non-Alberta Facilities	0.0	0.0	0.0	0.0	0.0	0.0	0.0	0.0	0.0	0.0	0.0	0.0	0.0
Dispositions													
Disposition													
Battery	0.0	0.0	0.0	0.0	0.0	0.0	0.0	0.0	0.0	0.0	0.0	0.0	0.0
Gas Gathering System	3,140.4	3,150.0	3,266.7	2,962.3	2,995.3	0.0	0.0	0.0	0.0	0.0	0.0	0.0	15,514.7
Gas Plant	0.0	0.0	0.0	0.0	0.0	0.0	0.0	0.0	0.0	0.0	0.0	0.0	0.0
Injection Facility	0.0	0.0	0.0	0.0	0.0	0.0	0.0	0.0	0.0	0.0	0.0	0.0	0.0
Meter Station	0.0	0.0	0.0	0.0	0.0	0.0	0.0	0.0	0.0	0.0	0.0	0.0	0.0
Other	0.0	0.0	0.0	0.0	0.0	0.0	0.0	0.0	0.0	0.0	0.0	0.0	0.0
Alberta Commercial	0.0	0.0	0.0	0.0	0.0	0.0	0.0	0.0	0.0	0.0	0.0	0.0	0.0
Alberta Industrial	0.0	0.0	0.0	0.0	0.0	0.0	0.0	0.0	0.0	0.0	0.0	0.0	0.0
Alberta Residential	0.0	0.0	0.0	0.0	0.0	0.0	0.0	0.0	0.0	0.0	0.0	0.0	0.0
Alberta Elec.Generation	0.0	0.0	0.0	0.0	0.0	0.0	0.0	0.0	0.0	0.0	0.0	0.0	0.0
Shrinkage													
Acid Gas	0.0	0.0	0.0	0.0	0.0	0.0	0.0	0.0	0.0	0.0	0.0	0.0	0.0
Other products	12.4	25.2	10.2	0.0	23.0	0.0	0.0	0.0	0.0	0.0	0.0	0.0	70.8
Fuel	144.6	136.0	142.1	130.5	130.2	0.0	0.0	0.0	0.0	0.0	0.0	0.0	683.4
Flared	0.0	0.0	0.0	0.0	0.0	0.0	0.0	0.0	0.0	0.0	0.0	0.0	0.0
Vented	0.1	0.1	0.1	0.1	0.1	0.0	0.0	0.0	0.0	0.0	0.0	0.0	0.5
Diff and Other	-12.4	-25.2	-10.2	0.0	-23.0	0.0	0.0	0.0	0.0	0.0	0.0	0.0	-70.8
Process and Frac													
Pentanes Plus	59.8	122.0	49.2	0.0	111.2	0.0	0.0	0.0	0.0	0.0	0.0	0.0	342.2
Propane	0.0	0.0	0.0	0.0	0.0	0.0	0.0	0.0	0.0	0.0	0.0	0.0	0.0
Butanes	0.0	0.0	0.0	0.0	0.0	0.0	0.0	0.0	0.0	0.0	0.0	0.0	0.0
Ethane	0.0	0.0	0.0	0.0	0.0	0.0	0.0	0.0	0.0	0.0	0.0	0.0	0.0
NGL MIX	0.0	0.0	0.0	0.0	0.0	0.0	0.0	0.0	0.0	0.0	0.0	0.0	0.0
Sulphur	0.0	0.0	0.0	0.0	0.0	0.0	0.0	0.0	0.0	0.0	0.0	0.0	0.0
Sulphur Closing Inv	0.0	0.0	0.0	0.0	0.0	0.0	0.0	0.0	0.0	0.0	0.0	0.0	0.0

Unit of Measurement: Gas and Gas equivalent products: 1000m3, Liquids: m3, Sulphur: MTS

VPR6200

Facility ID ABGS0004594

Facility Name CRESTAR CLARESHOLM

Facility Licence # Not Licenced

Facility Operator OHE9 CNRL

Production Month	202001	202002	202003	202004	202005	202006	202007	202008	202009	202010	202011	202012	Totals
Receipts													
Receipts from Alberta Facilities	1,237.9	1,216.3	1,202.5	909.9	1,188.0	0.0	0.0	0.0	0.0	0.0	0.0	0.0	5,754.6
Receipts from Non-Alberta Facilities	0.0	0.0	0.0	0.0	0.0	0.0	0.0	0.0	0.0	0.0	0.0	0.0	0.0
Dispositions													
Disposition													
Battery	0.0	0.0	0.0	0.0	0.0	0.0	0.0	0.0	0.0	0.0	0.0	0.0	0.0
Gas Gathering System	1,158.8	1,139.0	1,202.2	825.1	1,132.1	0.0	0.0	0.0	0.0	0.0	0.0	0.0	5,457.2
Gas Plant	0.0	0.0	0.0	0.0	0.0	0.0	0.0	0.0	0.0	0.0	0.0	0.0	0.0
Injection Facility	0.0	0.0	0.0	0.0	0.0	0.0	0.0	0.0	0.0	0.0	0.0	0.0	0.0
Meter Station	0.0	0.0	0.0	0.0	0.0	0.0	0.0	0.0	0.0	0.0	0.0	0.0	0.0
Other	0.0	0.0	0.0	0.0	0.0	0.0	0.0	0.0	0.0	0.0	0.0	0.0	0.0
Alberta Commercial	0.0	0.0	0.0	0.0	0.0	0.0	0.0	0.0	0.0	0.0	0.0	0.0	0.0
Alberta Industrial	0.0	0.0	0.0	0.0	0.0	0.0	0.0	0.0	0.0	0.0	0.0	0.0	0.0
Alberta Residential	0.0	0.0	0.0	0.0	0.0	0.0	0.0	0.0	0.0	0.0	0.0	0.0	0.0
Alberta Elec.Generation	0.0	0.0	0.0	0.0	0.0	0.0	0.0	0.0	0.0	0.0	0.0	0.0	0.0
Shrinkage													
Acid Gas	0.0	0.0	0.0	0.0	0.0	0.0	0.0	0.0	0.0	0.0	0.0	0.0	0.0
Other products	2.0	3.8	2.4	3.6	3.2	0.0	0.0	0.0	0.0	0.0	0.0	0.0	15.0
Fuel	63.0	54.7	56.8	43.8	50.2	0.0	0.0	0.0	0.0	0.0	0.0	0.0	268.5
Flared	0.0	0.0	0.0	0.0	0.0	0.0	0.0	0.0	0.0	0.0	0.0	0.0	0.0
Vented	0.0	0.0	0.0	0.0	0.0	0.0	0.0	0.0	0.0	0.0	0.0	0.0	0.0
Diff and Other	14.1	18.8	-58.9	37.4	2.5	0.0	0.0	0.0	0.0	0.0	0.0	0.0	13.9
Process and Frac													
Pentanes Plus	9.8	18.4	11.4	17.3	15.4	0.0	0.0	0.0	0.0	0.0	0.0	0.0	72.3
Propane	0.0	0.0	0.0	0.0	0.0	0.0	0.0	0.0	0.0	0.0	0.0	0.0	0.0
Butanes	0.0	0.0	0.0	0.0	0.0	0.0	0.0	0.0	0.0	0.0	0.0	0.0	0.0
Ethane	0.0	0.0	0.0	0.0	0.0	0.0	0.0	0.0	0.0	0.0	0.0	0.0	0.0
NGL MIX	0.0	0.0	0.0	0.0	0.0	0.0	0.0	0.0	0.0	0.0	0.0	0.0	0.0
Sulphur	0.0	0.0	0.0	0.0	0.0	0.0	0.0	0.0	0.0	0.0	0.0	0.0	0.0
Sulphur Closing Inv	0.0	0.0	0.0	0.0	0.0	0.0	0.0	0.0	0.0	0.0	0.0	0.0	0.0

Unit of Measurement: Gas and Gas equivalent products: 1000m3, Liquids: m3, Sulphur: MTS

VPR6200

Facility ID ABGS0004595

Facility Name NORTHROCK CARSON CREEK

Facility Licence # 33679

Facility Operator A2TG TQN

Production Month	202001	202002	202003	202004	202005	202006	202007	202008	202009	202010	202011	202012	Totals
Receipts													
Receipts from Alberta Facilities	475.0	492.9	401.2	488.6	521.6	0.0	0.0	0.0	0.0	0.0	0.0	0.0	2,379.3
Receipts from Non-Alberta Facilities	0.0	0.0	0.0	0.0	0.0	0.0	0.0	0.0	0.0	0.0	0.0	0.0	0.0
Dispositions													
Disposition													
Battery	0.0	0.0	0.0	0.0	0.0	0.0	0.0	0.0	0.0	0.0	0.0	0.0	0.0
Gas Gathering System	0.0	0.0	0.0	0.0	0.0	0.0	0.0	0.0	0.0	0.0	0.0	0.0	0.0
Gas Plant	435.5	463.8	381.7	461.3	511.9	0.0	0.0	0.0	0.0	0.0	0.0	0.0	2,254.2
Injection Facility	0.0	0.0	0.0	0.0	0.0	0.0	0.0	0.0	0.0	0.0	0.0	0.0	0.0
Meter Station	0.0	0.0	0.0	0.0	0.0	0.0	0.0	0.0	0.0	0.0	0.0	0.0	0.0
Other	0.0	0.0	0.0	0.0	0.0	0.0	0.0	0.0	0.0	0.0	0.0	0.0	0.0
Alberta Commercial	0.0	0.0	0.0	0.0	0.0	0.0	0.0	0.0	0.0	0.0	0.0	0.0	0.0
Alberta Industrial	0.0	0.0	0.0	0.0	0.0	0.0	0.0	0.0	0.0	0.0	0.0	0.0	0.0
Alberta Residential	0.0	0.0	0.0	0.0	0.0	0.0	0.0	0.0	0.0	0.0	0.0	0.0	0.0
Alberta Elec.Generation	0.0	0.0	0.0	0.0	0.0	0.0	0.0	0.0	0.0	0.0	0.0	0.0	0.0
Shrinkage													
Acid Gas	0.0	0.0	0.0	0.0	0.0	0.0	0.0	0.0	0.0	0.0	0.0	0.0	0.0
Other products	0.0	0.0	0.0	0.0	0.0	0.0	0.0	0.0	0.0	0.0	0.0	0.0	0.0
Fuel	17.9	17.6	12.7	17.5	19.0	0.0	0.0	0.0	0.0	0.0	0.0	0.0	84.7
Flared	0.0	0.0	0.0	0.0	0.0	0.0	0.0	0.0	0.0	0.0	0.0	0.0	0.0
Vented	0.1	0.0	0.0	0.0	0.0	0.0	0.0	0.0	0.0	0.0	0.0	0.0	0.1
Diff and Other	21.5	11.5	6.8	9.8	-9.3	0.0	0.0	0.0	0.0	0.0	0.0	0.0	40.3
Process and Frac													
Pentanes Plus	0.1	0.0	0.0	0.0	0.0	0.0	0.0	0.0	0.0	0.0	0.0	0.0	0.1
Propane	0.0	0.0	0.0	0.0	0.0	0.0	0.0	0.0	0.0	0.0	0.0	0.0	0.0
Butanes	0.0	0.0	0.0	0.0	0.0	0.0	0.0	0.0	0.0	0.0	0.0	0.0	0.0
Ethane	0.0	0.0	0.0	0.0	0.0	0.0	0.0	0.0	0.0	0.0	0.0	0.0	0.0
NGL MIX	0.0	0.0	0.0	0.0	0.0	0.0	0.0	0.0	0.0	0.0	0.0	0.0	0.0
Sulphur	0.0	0.0	0.0	0.0	0.0	0.0	0.0	0.0	0.0	0.0	0.0	0.0	0.0
Sulphur Closing Inv	0.0	0.0	0.0	0.0	0.0	0.0	0.0	0.0	0.0	0.0	0.0	0.0	0.0

Unit of Measurement: Gas and Gas equivalent products: 1000m3, Liquids: m3, Sulphur: MTS

VPR6200

Facility ID ABGS0004615
Facility Licence # Not Licenced

Facility Name POCO PEMBINA
Facility Operator A5D4 CVE

Production Month	202001	202002	202003	202004	202005	202006	202007	202008	202009	202010	202011	202012	Totals
Receipts													
Receipts from Alberta Facilities	851.8	796.4	903.7	778.4	265.1	0.0	0.0	0.0	0.0	0.0	0.0	0.0	3,595.4
Receipts from Non-Alberta Facilities	0.0	0.0	0.0	0.0	0.0	0.0	0.0	0.0	0.0	0.0	0.0	0.0	0.0
Dispositions													
Disposition													
Battery	0.0	0.0	0.0	0.0	0.0	0.0	0.0	0.0	0.0	0.0	0.0	0.0	0.0
Gas Gathering System	0.0	0.0	0.0	0.0	0.0	0.0	0.0	0.0	0.0	0.0	0.0	0.0	0.0
Gas Plant	763.9	706.2	840.5	700.6	259.5	0.0	0.0	0.0	0.0	0.0	0.0	0.0	3,270.7
Injection Facility	0.0	0.0	0.0	0.0	0.0	0.0	0.0	0.0	0.0	0.0	0.0	0.0	0.0
Meter Station	0.0	0.0	0.0	0.0	0.0	0.0	0.0	0.0	0.0	0.0	0.0	0.0	0.0
Other	0.0	0.0	0.0	0.0	0.0	0.0	0.0	0.0	0.0	0.0	0.0	0.0	0.0
Alberta Commercial	0.0	0.0	0.0	0.0	0.0	0.0	0.0	0.0	0.0	0.0	0.0	0.0	0.0
Alberta Industrial	0.0	0.0	0.0	0.0	0.0	0.0	0.0	0.0	0.0	0.0	0.0	0.0	0.0
Alberta Residential	0.0	0.0	0.0	0.0	0.0	0.0	0.0	0.0	0.0	0.0	0.0	0.0	0.0
Alberta Elec.Generation	0.0	0.0	0.0	0.0	0.0	0.0	0.0	0.0	0.0	0.0	0.0	0.0	0.0
Shrinkage													
Acid Gas	0.0	0.0	0.0	0.0	0.0	0.0	0.0	0.0	0.0	0.0	0.0	0.0	0.0
Other products	0.0	0.1	1.7	0.9	0.5	0.0	0.0	0.0	0.0	0.0	0.0	0.0	3.2
Fuel	24.5	23.4	22.3	19.9	6.8	0.0	0.0	0.0	0.0	0.0	0.0	0.0	96.9
Flared	0.0	0.0	0.0	0.0	0.0	0.0	0.0	0.0	0.0	0.0	0.0	0.0	0.0
Vented	0.5	0.6	0.4	0.3	3.5	0.0	0.0	0.0	0.0	0.0	0.0	0.0	5.3
Diff and Other	62.9	66.1	38.8	56.7	-5.2	0.0	0.0	0.0	0.0	0.0	0.0	0.0	219.3
Process and Frac													
Pentanes Plus	0.1	0.3	8.4	4.4	2.2	0.0	0.0	0.0	0.0	0.0	0.0	0.0	15.4
Propane	0.0	0.0	0.0	0.0	0.0	0.0	0.0	0.0	0.0	0.0	0.0	0.0	0.0
Butanes	0.0	0.0	0.0	0.0	0.0	0.0	0.0	0.0	0.0	0.0	0.0	0.0	0.0
Ethane	0.0	0.0	0.0	0.0	0.0	0.0	0.0	0.0	0.0	0.0	0.0	0.0	0.0
NGL MIX	0.0	0.0	0.0	0.0	0.0	0.0	0.0	0.0	0.0	0.0	0.0	0.0	0.0
Sulphur	0.0	0.0	0.0	0.0	0.0	0.0	0.0	0.0	0.0	0.0	0.0	0.0	0.0
Sulphur Closing Inv	0.0	0.0	0.0	0.0	0.0	0.0	0.0	0.0	0.0	0.0	0.0	0.0	0.0

Unit of Measurement: Gas and Gas equivalent products: 1000m3, Liquids: m3, Sulphur: MTS

VPR6200

Facility ID ABGS0004620
Facility Licence # 13291

Facility Name INTERGA MAHASKA 4-18
Facility Operator A5D4 CVE

Production Month	202001	202002	202003	202004	202005	202006	202007	202008	202009	202010	202011	202012	Totals
Receipts													
Receipts from Alberta Facilities	1,328.2	1,616.2	1,659.0	1,649.3	1,618.2	0.0	0.0	0.0	0.0	0.0	0.0	0.0	7,870.9
Receipts from Non-Alberta Facilities	0.0	0.0	0.0	0.0	0.0	0.0	0.0	0.0	0.0	0.0	0.0	0.0	0.0
Dispositions													
Disposition													
Battery	0.0	0.0	0.0	0.0	0.0	0.0	0.0	0.0	0.0	0.0	0.0	0.0	0.0
Gas Gathering System	1,413.0	1,673.7	1,730.5	1,685.9	1,604.8	0.0	0.0	0.0	0.0	0.0	0.0	0.0	8,107.9
Gas Plant	0.0	0.0	0.0	0.0	0.0	0.0	0.0	0.0	0.0	0.0	0.0	0.0	0.0
Injection Facility	0.0	0.0	0.0	0.0	0.0	0.0	0.0	0.0	0.0	0.0	0.0	0.0	0.0
Meter Station	0.0	0.0	0.0	0.0	0.0	0.0	0.0	0.0	0.0	0.0	0.0	0.0	0.0
Other	0.0	0.0	0.0	0.0	0.0	0.0	0.0	0.0	0.0	0.0	0.0	0.0	0.0
Alberta Commercial	0.0	0.0	0.0	0.0	0.0	0.0	0.0	0.0	0.0	0.0	0.0	0.0	0.0
Alberta Industrial	0.0	0.0	0.0	0.0	0.0	0.0	0.0	0.0	0.0	0.0	0.0	0.0	0.0
Alberta Residential	0.0	0.0	0.0	0.0	0.0	0.0	0.0	0.0	0.0	0.0	0.0	0.0	0.0
Alberta Elec.Generation	0.0	0.0	0.0	0.0	0.0	0.0	0.0	0.0	0.0	0.0	0.0	0.0	0.0
Shrinkage													
Acid Gas	0.0	0.0	0.0	0.0	0.0	0.0	0.0	0.0	0.0	0.0	0.0	0.0	0.0
Other products	0.0	0.0	0.2	3.1	2.4	0.0	0.0	0.0	0.0	0.0	0.0	0.0	5.7
Fuel	0.0	0.0	0.0	0.0	0.0	0.0	0.0	0.0	0.0	0.0	0.0	0.0	0.0
Flared	0.0	0.0	0.0	0.0	0.0	0.0	0.0	0.0	0.0	0.0	0.0	0.0	0.0
Vented	0.0	0.0	0.0	0.0	0.0	0.0	0.0	0.0	0.0	0.0	0.0	0.0	0.0
Diff and Other	-84.8	-57.5	-71.7	-39.7	11.0	0.0	0.0	0.0	0.0	0.0	0.0	0.0	-242.7
Process and Frac													
Pentanes Plus	0.0	0.0	0.9	15.2	11.7	0.0	0.0	0.0	0.0	0.0	0.0	0.0	27.8
Propane	0.0	0.0	0.0	0.0	0.0	0.0	0.0	0.0	0.0	0.0	0.0	0.0	0.0
Butanes	0.0	0.0	0.0	0.0	0.0	0.0	0.0	0.0	0.0	0.0	0.0	0.0	0.0
Ethane	0.0	0.0	0.0	0.0	0.0	0.0	0.0	0.0	0.0	0.0	0.0	0.0	0.0
NGL MIX	0.0	0.0	0.0	0.0	0.0	0.0	0.0	0.0	0.0	0.0	0.0	0.0	0.0
Sulphur	0.0	0.0	0.0	0.0	0.0	0.0	0.0	0.0	0.0	0.0	0.0	0.0	0.0
Sulphur Closing Inv	0.0	0.0	0.0	0.0	0.0	0.0	0.0	0.0	0.0	0.0	0.0	0.0	0.0

Unit of Measurement: Gas and Gas equivalent products: 1000m3, Liquids: m3, Sulphur: MTS

VPR6200

Facility ID ABGS0004715

Facility Name AVALANCHE ENTICE 1-22-27

Facility Licence # 3740

Facility Operator A1H9 EMBER

Production Month	202001	202002	202003	202004	202005	202006	202007	202008	202009	202010	202011	202012	Totals
Receipts													
Receipts from Alberta Facilities	14,014.8	14,328.8	14,880.2	14,203.8	14,317.5	0.0	0.0	0.0	0.0	0.0	0.0	0.0	71,745.1
Receipts from Non-Alberta Facilities	0.0	0.0	0.0	0.0	0.0	0.0	0.0	0.0	0.0	0.0	0.0	0.0	0.0
Dispositions													
Disposition													
Battery	0.0	0.0	0.0	0.0	0.0	0.0	0.0	0.0	0.0	0.0	0.0	0.0	0.0
Gas Gathering System	0.0	0.0	0.0	0.0	0.0	0.0	0.0	0.0	0.0	0.0	0.0	0.0	0.0
Gas Plant	0.0	0.0	0.0	0.0	0.0	0.0	0.0	0.0	0.0	0.0	0.0	0.0	0.0
Injection Facility	0.0	0.0	0.0	0.0	0.0	0.0	0.0	0.0	0.0	0.0	0.0	0.0	0.0
Meter Station	13,994.8	14,293.2	14,854.0	14,176.3	14,295.7	0.0	0.0	0.0	0.0	0.0	0.0	0.0	71,614.0
Other	0.0	0.0	0.0	0.0	0.0	0.0	0.0	0.0	0.0	0.0	0.0	0.0	0.0
Alberta Commercial	0.0	0.0	0.0	0.0	0.0	0.0	0.0	0.0	0.0	0.0	0.0	0.0	0.0
Alberta Industrial	0.0	0.0	0.0	0.0	0.0	0.0	0.0	0.0	0.0	0.0	0.0	0.0	0.0
Alberta Residential	0.0	0.0	0.0	0.0	0.0	0.0	0.0	0.0	0.0	0.0	0.0	0.0	0.0
Alberta Elec.Generation	0.0	0.0	0.0	0.0	0.0	0.0	0.0	0.0	0.0	0.0	0.0	0.0	0.0
Shrinkage													
Acid Gas	0.0	0.0	0.0	0.0	0.0	0.0	0.0	0.0	0.0	0.0	0.0	0.0	0.0
Other products	0.0	0.5	0.5	1.0	0.7	0.0	0.0	0.0	0.0	0.0	0.0	0.0	2.7
Fuel	0.0	0.0	0.0	0.0	0.0	0.0	0.0	0.0	0.0	0.0	0.0	0.0	0.0
Flared	0.0	0.0	0.0	0.0	0.0	0.0	0.0	0.0	0.0	0.0	0.0	0.0	0.0
Vented	0.0	0.0	0.0	0.0	0.0	0.0	0.0	0.0	0.0	0.0	0.0	0.0	0.0
Diff and Other	20.0	35.1	25.7	26.5	21.1	0.0	0.0	0.0	0.0	0.0	0.0	0.0	128.4
Process and Frac													
Pentanes Plus	0.0	2.6	2.5	5.0	3.4	0.0	0.0	0.0	0.0	0.0	0.0	0.0	13.5
Propane	0.0	0.0	0.0	0.0	0.0	0.0	0.0	0.0	0.0	0.0	0.0	0.0	0.0
Butanes	0.0	0.0	0.0	0.0	0.0	0.0	0.0	0.0	0.0	0.0	0.0	0.0	0.0
Ethane	0.0	0.0	0.0	0.0	0.0	0.0	0.0	0.0	0.0	0.0	0.0	0.0	0.0
NGL MIX	0.0	0.0	0.0	0.0	0.0	0.0	0.0	0.0	0.0	0.0	0.0	0.0	0.0
Sulphur	0.0	0.0	0.0	0.0	0.0	0.0	0.0	0.0	0.0	0.0	0.0	0.0	0.0
Sulphur Closing Inv	0.0	0.0	0.0	0.0	0.0	0.0	0.0	0.0	0.0	0.0	0.0	0.0	0.0

Unit of Measurement: Gas and Gas equivalent products: 1000m3, Liquids: m3, Sulphur: MTS

VPR6200

Facility ID ABGS0004766
Facility Licence # Not Licenced

Facility Name NUL BEAVERHILL LAKE 4-16
Facility Operator A517 LONG RUN

Production Month	202001	202002	202003	202004	202005	202006	202007	202008	202009	202010	202011	202012	Totals
Receipts													
Receipts from Alberta Facilities	769.9	856.0	1,108.0	973.8	560.4	0.0	0.0	0.0	0.0	0.0	0.0	0.0	4,268.1
Receipts from Non-Alberta Facilities	0.0	0.0	0.0	0.0	0.0	0.0	0.0	0.0	0.0	0.0	0.0	0.0	0.0
Dispositions													
Disposition													
Battery	0.0	0.0	0.0	0.0	0.0	0.0	0.0	0.0	0.0	0.0	0.0	0.0	0.0
Gas Gathering System	0.0	0.0	0.0	0.0	0.0	0.0	0.0	0.0	0.0	0.0	0.0	0.0	0.0
Gas Plant	0.0	0.0	0.0	0.0	0.0	0.0	0.0	0.0	0.0	0.0	0.0	0.0	0.0
Injection Facility	0.0	0.0	0.0	0.0	0.0	0.0	0.0	0.0	0.0	0.0	0.0	0.0	0.0
Meter Station	634.8	700.2	946.1	826.3	495.1	0.0	0.0	0.0	0.0	0.0	0.0	0.0	3,602.5
Other	0.0	0.0	0.0	0.0	0.0	0.0	0.0	0.0	0.0	0.0	0.0	0.0	0.0
Alberta Commercial	0.0	0.0	0.0	0.0	0.0	0.0	0.0	0.0	0.0	0.0	0.0	0.0	0.0
Alberta Industrial	0.0	0.0	0.0	0.0	0.0	0.0	0.0	0.0	0.0	0.0	0.0	0.0	0.0
Alberta Residential	0.0	0.0	0.0	0.0	0.0	0.0	0.0	0.0	0.0	0.0	0.0	0.0	0.0
Alberta Elec.Generation	0.0	0.0	0.0	0.0	0.0	0.0	0.0	0.0	0.0	0.0	0.0	0.0	0.0
Shrinkage													
Acid Gas	0.0	0.0	0.0	0.0	0.0	0.0	0.0	0.0	0.0	0.0	0.0	0.0	0.0
Other products	0.0	0.0	0.0	0.0	0.0	0.0	0.0	0.0	0.0	0.0	0.0	0.0	0.0
Fuel	155.1	143.5	160.8	147.7	85.4	0.0	0.0	0.0	0.0	0.0	0.0	0.0	692.5
Flared	0.0	0.0	0.0	1.8	0.6	0.0	0.0	0.0	0.0	0.0	0.0	0.0	2.4
Vented	0.2	0.1	0.1	0.8	0.2	0.0	0.0	0.0	0.0	0.0	0.0	0.0	1.4
Diff and Other	-20.2	12.2	1.0	-2.8	-20.9	0.0	0.0	0.0	0.0	0.0	0.0	0.0	-30.7
Process and Frac													
Pentanes Plus	0.0	0.1	0.0	0.0	0.0	0.0	0.0	0.0	0.0	0.0	0.0	0.0	0.1
Propane	0.0	0.0	0.0	0.0	0.0	0.0	0.0	0.0	0.0	0.0	0.0	0.0	0.0
Butanes	0.0	0.0	0.0	0.0	0.0	0.0	0.0	0.0	0.0	0.0	0.0	0.0	0.0
Ethane	0.0	0.0	0.0	0.0	0.0	0.0	0.0	0.0	0.0	0.0	0.0	0.0	0.0
NGL MIX	0.0	0.0	0.0	0.0	0.0	0.0	0.0	0.0	0.0	0.0	0.0	0.0	0.0
Sulphur	0.0	0.0	0.0	0.0	0.0	0.0	0.0	0.0	0.0	0.0	0.0	0.0	0.0
Sulphur Closing Inv	0.0	0.0	0.0	0.0	0.0	0.0	0.0	0.0	0.0	0.0	0.0	0.0	0.0

Unit of Measurement: Gas and Gas equivalent products: 1000m3, Liquids: m3, Sulphur: MTS

VPR6200

Facility ID ABGS0004769

Facility Name MARATHON WESTEROSE 4-29

Facility Licence # Not Licenced

Facility Operator A5TT TAC

Production Month	202001	202002	202003	202004	202005	202006	202007	202008	202009	202010	202011	202012	Totals
Receipts													
Receipts from Alberta Facilities	623.3	504.2	618.8	445.3	459.5	0.0	0.0	0.0	0.0	0.0	0.0	0.0	2,651.1
Receipts from Non-Alberta Facilities	0.0	0.0	0.0	0.0	0.0	0.0	0.0	0.0	0.0	0.0	0.0	0.0	0.0
Dispositions													
Disposition													
Battery	0.0	0.0	0.0	0.0	0.0	0.0	0.0	0.0	0.0	0.0	0.0	0.0	0.0
Gas Gathering System	501.0	469.7	482.8	331.7	344.9	0.0	0.0	0.0	0.0	0.0	0.0	0.0	2,130.1
Gas Plant	0.0	0.0	0.0	0.0	0.0	0.0	0.0	0.0	0.0	0.0	0.0	0.0	0.0
Injection Facility	0.0	0.0	0.0	0.0	0.0	0.0	0.0	0.0	0.0	0.0	0.0	0.0	0.0
Meter Station	0.0	0.0	0.0	0.0	0.0	0.0	0.0	0.0	0.0	0.0	0.0	0.0	0.0
Other	0.0	0.0	0.0	0.0	0.0	0.0	0.0	0.0	0.0	0.0	0.0	0.0	0.0
Alberta Commercial	0.0	0.0	0.0	0.0	0.0	0.0	0.0	0.0	0.0	0.0	0.0	0.0	0.0
Alberta Industrial	0.0	0.0	0.0	0.0	0.0	0.0	0.0	0.0	0.0	0.0	0.0	0.0	0.0
Alberta Residential	0.0	0.0	0.0	0.0	0.0	0.0	0.0	0.0	0.0	0.0	0.0	0.0	0.0
Alberta Elec.Generation	0.0	0.0	0.0	0.0	0.0	0.0	0.0	0.0	0.0	0.0	0.0	0.0	0.0
Shrinkage													
Acid Gas	0.0	0.0	0.0	0.0	0.0	0.0	0.0	0.0	0.0	0.0	0.0	0.0	0.0
Other products	5.7	3.4	5.0	1.8	5.6	0.0	0.0	0.0	0.0	0.0	0.0	0.0	21.5
Fuel	0.0	0.0	8.0	25.0	25.0	0.0	0.0	0.0	0.0	0.0	0.0	0.0	58.0
Flared	0.0	0.0	0.0	0.0	0.0	0.0	0.0	0.0	0.0	0.0	0.0	0.0	0.0
Vented	0.0	0.0	0.0	0.0	0.0	0.0	0.0	0.0	0.0	0.0	0.0	0.0	0.0
Diff and Other	116.6	31.1	123.0	86.8	84.0	0.0	0.0	0.0	0.0	0.0	0.0	0.0	441.5
Process and Frac													
Pentanes Plus	27.7	16.6	24.1	8.7	27.2	0.0	0.0	0.0	0.0	0.0	0.0	0.0	104.3
Propane	0.0	0.0	0.0	0.0	0.0	0.0	0.0	0.0	0.0	0.0	0.0	0.0	0.0
Butanes	0.0	0.0	0.0	0.0	0.0	0.0	0.0	0.0	0.0	0.0	0.0	0.0	0.0
Ethane	0.0	0.0	0.0	0.0	0.0	0.0	0.0	0.0	0.0	0.0	0.0	0.0	0.0
NGL MIX	0.0	0.0	0.0	0.0	0.0	0.0	0.0	0.0	0.0	0.0	0.0	0.0	0.0
Sulphur	0.0	0.0	0.0	0.0	0.0	0.0	0.0	0.0	0.0	0.0	0.0	0.0	0.0
Sulphur Closing Inv	0.0	0.0	0.0	0.0	0.0	0.0	0.0	0.0	0.0	0.0	0.0	0.0	0.0

Unit of Measurement: Gas and Gas equivalent products: 1000m3, Liquids: m3, Sulphur: MTS

VPR6200

Facility ID ABGS0004805
Facility Licence # 9343

Facility Name ENCAL WILSON CREEK 6-18
Facility Operator A2TG TQN

Production Month	202001	202002	202003	202004	202005	202006	202007	202008	202009	202010	202011	202012	Totals
Receipts													
Receipts from Alberta Facilities	10,518.9	8,527.4	5,769.9	8,941.7	11,330.7	0.0	0.0	0.0	0.0	0.0	0.0	0.0	45,088.6
Receipts from Non-Alberta Facilities	0.0	0.0	0.0	0.0	0.0	0.0	0.0	0.0	0.0	0.0	0.0	0.0	0.0
Dispositions													
Disposition													
Battery	73.9	50.6	32.1	45.8	66.6	0.0	0.0	0.0	0.0	0.0	0.0	0.0	269.0
Gas Gathering System	10,260.8	8,134.7	5,432.2	8,468.4	10,773.6	0.0	0.0	0.0	0.0	0.0	0.0	0.0	43,069.7
Gas Plant	0.0	0.0	0.0	0.0	0.0	0.0	0.0	0.0	0.0	0.0	0.0	0.0	0.0
Injection Facility	0.0	0.0	0.0	0.0	0.0	0.0	0.0	0.0	0.0	0.0	0.0	0.0	0.0
Meter Station	0.0	0.0	0.0	0.0	0.0	0.0	0.0	0.0	0.0	0.0	0.0	0.0	0.0
Other	0.0	0.0	0.0	0.0	0.0	0.0	0.0	0.0	0.0	0.0	0.0	0.0	0.0
Alberta Commercial	0.0	0.0	0.0	0.0	0.0	0.0	0.0	0.0	0.0	0.0	0.0	0.0	0.0
Alberta Industrial	0.0	0.0	0.0	0.0	0.0	0.0	0.0	0.0	0.0	0.0	0.0	0.0	0.0
Alberta Residential	0.0	0.0	0.0	0.0	0.0	0.0	0.0	0.0	0.0	0.0	0.0	0.0	0.0
Alberta Elec.Generation	0.0	0.0	0.0	0.0	0.0	0.0	0.0	0.0	0.0	0.0	0.0	0.0	0.0
Shrinkage													
Acid Gas	0.0	0.0	0.0	0.0	0.0	0.0	0.0	0.0	0.0	0.0	0.0	0.0	0.0
Other products	0.0	0.6	0.0	0.0	4.5	0.0	0.0	0.0	0.0	0.0	0.0	0.0	5.1
Fuel	444.5	367.9	290.2	383.1	480.2	0.0	0.0	0.0	0.0	0.0	0.0	0.0	1,965.9
Flared	25.6	28.7	24.7	28.1	23.0	0.0	0.0	0.0	0.0	0.0	0.0	0.0	130.1
Vented	0.0	0.0	0.0	0.0	0.0	0.0	0.0	0.0	0.0	0.0	0.0	0.0	0.0
Diff and Other	-285.9	-55.1	-9.3	16.3	-17.2	0.0	0.0	0.0	0.0	0.0	0.0	0.0	-351.2
Process and Frac													
Pentanes Plus	0.0	2.8	0.0	0.0	21.8	0.0	0.0	0.0	0.0	0.0	0.0	0.0	24.6
Propane	0.0	0.0	0.0	0.0	0.0	0.0	0.0	0.0	0.0	0.0	0.0	0.0	0.0
Butanes	0.0	0.0	0.0	0.0	0.0	0.0	0.0	0.0	0.0	0.0	0.0	0.0	0.0
Ethane	0.0	0.0	0.0	0.0	0.0	0.0	0.0	0.0	0.0	0.0	0.0	0.0	0.0
NGL MIX	0.0	0.0	0.0	0.0	0.0	0.0	0.0	0.0	0.0	0.0	0.0	0.0	0.0
Sulphur	0.0	0.0	0.0	0.0	0.0	0.0	0.0	0.0	0.0	0.0	0.0	0.0	0.0
Sulphur Closing Inv	0.0	0.0	0.0	0.0	0.0	0.0	0.0	0.0	0.0	0.0	0.0	0.0	0.0

Unit of Measurement: Gas and Gas equivalent products: 1000m3, Liquids: m3, Sulphur: MTS

VPR6200

Facility ID ABGS0004833
Facility Licence # 3655

Facility Name OLYMPIA WILDCAT HILLS 13-21
Facility Operator A84G PERSIST OIL

Production Month	202001	202002	202003	202004	202005	202006	202007	202008	202009	202010	202011	202012	Totals
Receipts													
Receipts from Alberta Facilities	936.8	906.5	1,093.7	1,106.2	1,400.6	0.0	0.0	0.0	0.0	0.0	0.0	0.0	5,443.8
Receipts from Non-Alberta Facilities	0.0	0.0	0.0	0.0	0.0	0.0	0.0	0.0	0.0	0.0	0.0	0.0	0.0
Dispositions													
Disposition													
Battery	0.0	0.0	0.0	0.0	0.0	0.0	0.0	0.0	0.0	0.0	0.0	0.0	0.0
Gas Gathering System	858.4	814.1	1,001.5	1,013.9	1,293.5	0.0	0.0	0.0	0.0	0.0	0.0	0.0	4,981.4
Gas Plant	0.0	0.0	0.0	0.0	0.0	0.0	0.0	0.0	0.0	0.0	0.0	0.0	0.0
Injection Facility	0.0	0.0	0.0	0.0	0.0	0.0	0.0	0.0	0.0	0.0	0.0	0.0	0.0
Meter Station	0.0	0.0	0.0	0.0	0.0	0.0	0.0	0.0	0.0	0.0	0.0	0.0	0.0
Other	0.0	0.0	0.0	0.0	0.0	0.0	0.0	0.0	0.0	0.0	0.0	0.0	0.0
Alberta Commercial	0.0	0.0	0.0	0.0	0.0	0.0	0.0	0.0	0.0	0.0	0.0	0.0	0.0
Alberta Industrial	0.0	0.0	0.0	0.0	0.0	0.0	0.0	0.0	0.0	0.0	0.0	0.0	0.0
Alberta Residential	0.0	0.0	0.0	0.0	0.0	0.0	0.0	0.0	0.0	0.0	0.0	0.0	0.0
Alberta Elec.Generation	0.0	0.0	0.0	0.0	0.0	0.0	0.0	0.0	0.0	0.0	0.0	0.0	0.0
Shrinkage													
Acid Gas	0.0	0.0	0.0	0.0	0.0	0.0	0.0	0.0	0.0	0.0	0.0	0.0	0.0
Other products	4.1	6.4	4.0	5.2	7.9	0.0	0.0	0.0	0.0	0.0	0.0	0.0	27.6
Fuel	78.4	73.1	92.3	92.3	107.1	0.0	0.0	0.0	0.0	0.0	0.0	0.0	443.2
Flared	0.0	0.0	0.0	0.0	0.0	0.0	0.0	0.0	0.0	0.0	0.0	0.0	0.0
Vented	0.0	0.0	0.0	0.0	0.0	0.0	0.0	0.0	0.0	0.0	0.0	0.0	0.0
Diff and Other	-4.1	12.9	-4.1	-5.2	-7.9	0.0	0.0	0.0	0.0	0.0	0.0	0.0	-8.4
Process and Frac													
Pentanes Plus	19.9	31.0	19.2	25.2	38.2	0.0	0.0	0.0	0.0	0.0	0.0	0.0	133.5
Propane	0.0	0.0	0.0	0.0	0.0	0.0	0.0	0.0	0.0	0.0	0.0	0.0	0.0
Butanes	0.0	0.0	0.0	0.0	0.0	0.0	0.0	0.0	0.0	0.0	0.0	0.0	0.0
Ethane	0.0	0.0	0.0	0.0	0.0	0.0	0.0	0.0	0.0	0.0	0.0	0.0	0.0
NGL MIX	0.0	0.0	0.0	0.0	0.0	0.0	0.0	0.0	0.0	0.0	0.0	0.0	0.0
Sulphur	0.0	0.0	0.0	0.0	0.0	0.0	0.0	0.0	0.0	0.0	0.0	0.0	0.0
Sulphur Closing Inv	0.0	0.0	0.0	0.0	0.0	0.0	0.0	0.0	0.0	0.0	0.0	0.0	0.0

Unit of Measurement: Gas and Gas equivalent products: 1000m3, Liquids: m3, Sulphur: MTS

VPR6200

Facility ID ABGS0004839

Facility Name PCR BANTRY N.

Facility Licence # 2750

Facility Operator A7NW TXNE

Production Month	202001	202002	202003	202004	202005	202006	202007	202008	202009	202010	202011	202012	Totals
Receipts													
Receipts from Alberta Facilities	5,123.2	4,599.9	5,173.1	4,754.8	4,641.3	0.0	0.0	0.0	0.0	0.0	0.0	0.0	24,292.3
Receipts from Non-Alberta Facilities	0.0	0.0	0.0	0.0	0.0	0.0	0.0	0.0	0.0	0.0	0.0	0.0	0.0
Dispositions													
Disposition													
Battery	0.0	0.0	0.0	0.0	0.0	0.0	0.0	0.0	0.0	0.0	0.0	0.0	0.0
Gas Gathering System	0.0	0.0	0.0	0.0	0.0	0.0	0.0	0.0	0.0	0.0	0.0	0.0	0.0
Gas Plant	5,123.2	4,599.9	5,173.1	4,754.8	4,641.3	0.0	0.0	0.0	0.0	0.0	0.0	0.0	24,292.3
Injection Facility	0.0	0.0	0.0	0.0	0.0	0.0	0.0	0.0	0.0	0.0	0.0	0.0	0.0
Meter Station	0.0	0.0	0.0	0.0	0.0	0.0	0.0	0.0	0.0	0.0	0.0	0.0	0.0
Other	0.0	0.0	0.0	0.0	0.0	0.0	0.0	0.0	0.0	0.0	0.0	0.0	0.0
Alberta Commercial	0.0	0.0	0.0	0.0	0.0	0.0	0.0	0.0	0.0	0.0	0.0	0.0	0.0
Alberta Industrial	0.0	0.0	0.0	0.0	0.0	0.0	0.0	0.0	0.0	0.0	0.0	0.0	0.0
Alberta Residential	0.0	0.0	0.0	0.0	0.0	0.0	0.0	0.0	0.0	0.0	0.0	0.0	0.0
Alberta Elec.Generation	0.0	0.0	0.0	0.0	0.0	0.0	0.0	0.0	0.0	0.0	0.0	0.0	0.0
Shrinkage													
Acid Gas	0.0	0.0	0.0	0.0	0.0	0.0	0.0	0.0	0.0	0.0	0.0	0.0	0.0
Other products	0.0	0.0	0.0	0.2	0.0	0.0	0.0	0.0	0.0	0.0	0.0	0.0	0.2
Fuel	0.0	0.0	0.0	0.0	0.0	0.0	0.0	0.0	0.0	0.0	0.0	0.0	0.0
Flared	0.0	0.0	0.0	0.0	0.0	0.0	0.0	0.0	0.0	0.0	0.0	0.0	0.0
Vented	0.0	0.0	0.0	0.0	0.0	0.0	0.0	0.0	0.0	0.0	0.0	0.0	0.0
Diff and Other	0.0	0.0	0.0	-0.2	0.0	0.0	0.0	0.0	0.0	0.0	0.0	0.0	-0.2
Process and Frac													
Pentanes Plus	0.0	0.0	0.0	0.9	0.0	0.0	0.0	0.0	0.0	0.0	0.0	0.0	0.9
Propane	0.0	0.0	0.0	0.0	0.0	0.0	0.0	0.0	0.0	0.0	0.0	0.0	0.0
Butanes	0.0	0.0	0.0	0.0	0.0	0.0	0.0	0.0	0.0	0.0	0.0	0.0	0.0
Ethane	0.0	0.0	0.0	0.0	0.0	0.0	0.0	0.0	0.0	0.0	0.0	0.0	0.0
NGL MIX	0.0	0.0	0.0	0.0	0.0	0.0	0.0	0.0	0.0	0.0	0.0	0.0	0.0
Sulphur	0.0	0.0	0.0	0.0	0.0	0.0	0.0	0.0	0.0	0.0	0.0	0.0	0.0
Sulphur Closing Inv	0.0	0.0	0.0	0.0	0.0	0.0	0.0	0.0	0.0	0.0	0.0	0.0	0.0

Unit of Measurement: Gas and Gas equivalent products: 1000m3, Liquids: m3, Sulphur: MTS

VPR6200

Facility ID ABGS0004899

Facility Name 00/10-02-047-06W5 Modeste GS

Facility Licence # 10246

Facility Operator A6GD SINOPEC

Production Month	202001	202002	202003	202004	202005	202006	202007	202008	202009	202010	202011	202012	Totals
Receipts													
Receipts from Alberta Facilities	3,557.7	3,636.1	3,855.5	2,329.0	6.0	0.0	0.0	0.0	0.0	0.0	0.0	0.0	13,384.3
Receipts from Non-Alberta Facilities	0.0	0.0	0.0	0.0	0.0	0.0	0.0	0.0	0.0	0.0	0.0	0.0	0.0
Dispositions													
Disposition													
Battery	0.0	0.0	0.0	0.0	0.0	0.0	0.0	0.0	0.0	0.0	0.0	0.0	0.0
Gas Gathering System	3,481.2	3,546.0	3,793.8	2,109.8	6.9	0.0	0.0	0.0	0.0	0.0	0.0	0.0	12,937.7
Gas Plant	0.0	0.0	0.0	0.0	0.0	0.0	0.0	0.0	0.0	0.0	0.0	0.0	0.0
Injection Facility	0.0	0.0	0.0	0.0	0.0	0.0	0.0	0.0	0.0	0.0	0.0	0.0	0.0
Meter Station	0.0	0.0	0.0	0.0	0.0	0.0	0.0	0.0	0.0	0.0	0.0	0.0	0.0
Other	0.0	0.0	0.0	0.0	0.0	0.0	0.0	0.0	0.0	0.0	0.0	0.0	0.0
Alberta Commercial	0.0	0.0	0.0	0.0	0.0	0.0	0.0	0.0	0.0	0.0	0.0	0.0	0.0
Alberta Industrial	0.0	0.0	0.0	0.0	0.0	0.0	0.0	0.0	0.0	0.0	0.0	0.0	0.0
Alberta Residential	0.0	0.0	0.0	0.0	0.0	0.0	0.0	0.0	0.0	0.0	0.0	0.0	0.0
Alberta Elec.Generation	0.0	0.0	0.0	0.0	0.0	0.0	0.0	0.0	0.0	0.0	0.0	0.0	0.0
Shrinkage													
Acid Gas	0.0	0.0	0.0	0.0	0.0	0.0	0.0	0.0	0.0	0.0	0.0	0.0	0.0
Other products	1.2	0.0	1.1	0.0	0.0	0.0	0.0	0.0	0.0	0.0	0.0	0.0	2.3
Fuel	59.3	53.6	64.7	57.7	0.2	0.0	0.0	0.0	0.0	0.0	0.0	0.0	235.5
Flared	1.5	1.4	0.0	0.0	0.0	0.0	0.0	0.0	0.0	0.0	0.0	0.0	2.9
Vented	0.2	0.5	0.0	0.1	0.0	0.0	0.0	0.0	0.0	0.0	0.0	0.0	0.8
Diff and Other	14.3	34.6	-4.1	161.4	-1.1	0.0	0.0	0.0	0.0	0.0	0.0	0.0	205.1
Process and Frac													
Pentanes Plus	6.0	0.0	5.2	0.0	0.0	0.0	0.0	0.0	0.0	0.0	0.0	0.0	11.2
Propane	0.0	0.0	0.0	0.0	0.0	0.0	0.0	0.0	0.0	0.0	0.0	0.0	0.0
Butanes	0.0	0.0	0.0	0.0	0.0	0.0	0.0	0.0	0.0	0.0	0.0	0.0	0.0
Ethane	0.0	0.0	0.0	0.0	0.0	0.0	0.0	0.0	0.0	0.0	0.0	0.0	0.0
NGL MIX	0.0	0.0	0.0	0.0	0.0	0.0	0.0	0.0	0.0	0.0	0.0	0.0	0.0
Sulphur	0.0	0.0	0.0	0.0	0.0	0.0	0.0	0.0	0.0	0.0	0.0	0.0	0.0
Sulphur Closing Inv	0.0	0.0	0.0	0.0	0.0	0.0	0.0	0.0	0.0	0.0	0.0	0.0	0.0

Unit of Measurement: Gas and Gas equivalent products: 1000m3, Liquids: m3, Sulphur: MTS

VPR6200

Facility ID ABGS0006056
Facility Licence # Not Licenced

Facility Name BURLINGTON FERRIER 13-17
Facility Operator A5D4 CVE

Production Month	202001	202002	202003	202004	202005	202006	202007	202008	202009	202010	202011	202012	Totals
Receipts													
Receipts from Alberta Facilities	13,364.7	12,214.2	12,402.2	11,693.1	11,624.1	0.0	0.0	0.0	0.0	0.0	0.0	0.0	61,298.3
Receipts from Non-Alberta Facilities	0.0	0.0	0.0	0.0	0.0	0.0	0.0	0.0	0.0	0.0	0.0	0.0	0.0
Dispositions													
Disposition Battery	0.0	0.0	0.0	0.0	0.0	0.0	0.0	0.0	0.0	0.0	0.0	0.0	0.0
Gas Gathering System	12,854.5	11,804.4	11,973.0	11,237.5	11,167.8	0.0	0.0	0.0	0.0	0.0	0.0	0.0	59,037.2
Gas Plant	0.0	0.0	0.0	0.0	0.0	0.0	0.0	0.0	0.0	0.0	0.0	0.0	0.0
Injection Facility	0.0	0.0	0.0	0.0	0.0	0.0	0.0	0.0	0.0	0.0	0.0	0.0	0.0
Meter Station	0.0	0.0	0.0	0.0	0.0	0.0	0.0	0.0	0.0	0.0	0.0	0.0	0.0
Other	0.0	0.0	0.0	0.0	0.0	0.0	0.0	0.0	0.0	0.0	0.0	0.0	0.0
Alberta Commercial	0.0	0.0	0.0	0.0	0.0	0.0	0.0	0.0	0.0	0.0	0.0	0.0	0.0
Alberta Industrial	0.0	0.0	0.0	0.0	0.0	0.0	0.0	0.0	0.0	0.0	0.0	0.0	0.0
Alberta Residential	0.0	0.0	0.0	0.0	0.0	0.0	0.0	0.0	0.0	0.0	0.0	0.0	0.0
Alberta Elec.Generation	0.0	0.0	0.0	0.0	0.0	0.0	0.0	0.0	0.0	0.0	0.0	0.0	0.0
Shrinkage Acid Gas	0.0	0.0	0.0	0.0	0.0	0.0	0.0	0.0	0.0	0.0	0.0	0.0	0.0
Other products	3.7	2.3	4.0	3.3	4.4	0.0	0.0	0.0	0.0	0.0	0.0	0.0	17.7
Fuel	535.7	501.6	500.5	443.6	466.5	0.0	0.0	0.0	0.0	0.0	0.0	0.0	2,447.9
Flared	5.7	4.7	5.9	0.8	1.0	0.0	0.0	0.0	0.0	0.0	0.0	0.0	18.1
Vented	1.1	1.0	1.1	0.8	0.7	0.0	0.0	0.0	0.0	0.0	0.0	0.0	4.7
Diff and Other	-36.0	-99.8	-82.3	7.1	-16.3	0.0	0.0	0.0	0.0	0.0	0.0	0.0	-227.3
Process and Frac													
Pentanes Plus	17.9	11.0	19.3	16.2	21.1	0.0	0.0	0.0	0.0	0.0	0.0	0.0	85.5
Propane	0.0	0.0	0.0	0.0	0.0	0.0	0.0	0.0	0.0	0.0	0.0	0.0	0.0
Butanes	0.0	0.0	0.0	0.0	0.0	0.0	0.0	0.0	0.0	0.0	0.0	0.0	0.0
Ethane	0.0	0.0	0.0	0.0	0.0	0.0	0.0	0.0	0.0	0.0	0.0	0.0	0.0
NGL MIX	0.0	0.0	0.0	0.0	0.0	0.0	0.0	0.0	0.0	0.0	0.0	0.0	0.0
Sulphur	0.0	0.0	0.0	0.0	0.0	0.0	0.0	0.0	0.0	0.0	0.0	0.0	0.0
Sulphur Closing Inv	0.0	0.0	0.0	0.0	0.0	0.0	0.0	0.0	0.0	0.0	0.0	0.0	0.0

Unit of Measurement: Gas and Gas equivalent products: 1000m3, Liquids: m3, Sulphur: MTS

VPR6200

Facility ID ABGS0006057
Facility Licence # 12490

Facility Name HUSKY GALLAWAY 12-5
Facility Operator OR46 HUSKY

Production Month	202001	202002	202003	202004	202005	202006	202007	202008	202009	202010	202011	202012	Totals
Receipts													
Receipts from Alberta Facilities	5,741.7	6,330.6	6,557.2	6,585.9	7,001.7	0.0	0.0	0.0	0.0	0.0	0.0	0.0	32,217.1
Receipts from Non-Alberta Facilities	0.0	0.0	0.0	0.0	0.0	0.0	0.0	0.0	0.0	0.0	0.0	0.0	0.0
Dispositions													
Disposition													
Battery	0.0	0.0	0.0	0.0	0.0	0.0	0.0	0.0	0.0	0.0	0.0	0.0	0.0
Gas Gathering System	0.0	0.0	0.0	0.0	0.0	0.0	0.0	0.0	0.0	0.0	0.0	0.0	0.0
Gas Plant	6,008.2	6,315.1	6,508.3	6,528.2	6,838.7	0.0	0.0	0.0	0.0	0.0	0.0	0.0	32,198.5
Injection Facility	0.0	0.0	0.0	0.0	0.0	0.0	0.0	0.0	0.0	0.0	0.0	0.0	0.0
Meter Station	0.0	0.0	0.0	0.0	0.0	0.0	0.0	0.0	0.0	0.0	0.0	0.0	0.0
Other	0.0	0.0	0.0	0.0	0.0	0.0	0.0	0.0	0.0	0.0	0.0	0.0	0.0
Alberta Commercial	0.0	0.0	0.0	0.0	0.0	0.0	0.0	0.0	0.0	0.0	0.0	0.0	0.0
Alberta Industrial	0.0	0.0	0.0	0.0	0.0	0.0	0.0	0.0	0.0	0.0	0.0	0.0	0.0
Alberta Residential	0.0	0.0	0.0	0.0	0.0	0.0	0.0	0.0	0.0	0.0	0.0	0.0	0.0
Alberta Elec.Generation	0.0	0.0	0.0	0.0	0.0	0.0	0.0	0.0	0.0	0.0	0.0	0.0	0.0
Shrinkage													
Acid Gas	0.0	0.0	0.0	0.0	0.0	0.0	0.0	0.0	0.0	0.0	0.0	0.0	0.0
Other products	0.0	3.0	0.7	0.0	0.0	0.0	0.0	0.0	0.0	0.0	0.0	0.0	3.7
Fuel	116.7	115.6	118.6	120.7	125.2	0.0	0.0	0.0	0.0	0.0	0.0	0.0	596.8
Flared	3.1	2.6	4.7	4.4	4.4	0.0	0.0	0.0	0.0	0.0	0.0	0.0	19.2
Vented	0.0	0.0	0.0	0.0	0.0	0.0	0.0	0.0	0.0	0.0	0.0	0.0	0.0
Diff and Other	-386.3	-105.7	-75.1	-67.4	33.4	0.0	0.0	0.0	0.0	0.0	0.0	0.0	-601.1
Process and Frac													
Pentanes Plus	0.0	14.4	3.3	0.0	0.2	0.0	0.0	0.0	0.0	0.0	0.0	0.0	17.9
Propane	0.0	0.0	0.0	0.0	0.0	0.0	0.0	0.0	0.0	0.0	0.0	0.0	0.0
Butanes	0.0	0.0	0.0	0.0	0.0	0.0	0.0	0.0	0.0	0.0	0.0	0.0	0.0
Ethane	0.0	0.0	0.0	0.0	0.0	0.0	0.0	0.0	0.0	0.0	0.0	0.0	0.0
NGL MIX	0.0	0.0	0.0	0.0	0.0	0.0	0.0	0.0	0.0	0.0	0.0	0.0	0.0
Sulphur	0.0	0.0	0.0	0.0	0.0	0.0	0.0	0.0	0.0	0.0	0.0	0.0	0.0
Sulphur Closing Inv	0.0	0.0	0.0	0.0	0.0	0.0	0.0	0.0	0.0	0.0	0.0	0.0	0.0

Unit of Measurement: Gas and Gas equivalent products: 1000m3, Liquids: m3, Sulphur: MTS

VPR6200

Facility ID ABGS0006068
Facility Licence # 9385

Facility Name PCR FERRIER 7-16 COMP.
Facility Operator A2TG TQN

Production Month	202001	202002	202003	202004	202005	202006	202007	202008	202009	202010	202011	202012	Totals
Receipts													
Receipts from Alberta Facilities	29,968.2	26,495.6	29,748.7	31,260.5	27,713.8	0.0	0.0	0.0	0.0	0.0	0.0	0.0	145,186.8
Receipts from Non-Alberta Facilities	0.0	0.0	0.0	0.0	0.0	0.0	0.0	0.0	0.0	0.0	0.0	0.0	0.0
Dispositions													
Disposition													
Battery	0.0	0.0	0.0	0.0	0.0	0.0	0.0	0.0	0.0	0.0	0.0	0.0	0.0
Gas Gathering System	29,690.4	26,104.7	29,616.9	31,164.0	28,413.8	0.0	0.0	0.0	0.0	0.0	0.0	0.0	144,989.8
Gas Plant	0.0	0.0	0.0	0.0	0.0	0.0	0.0	0.0	0.0	0.0	0.0	0.0	0.0
Injection Facility	0.0	0.0	0.0	0.0	0.0	0.0	0.0	0.0	0.0	0.0	0.0	0.0	0.0
Meter Station	0.0	0.0	0.0	0.0	0.0	0.0	0.0	0.0	0.0	0.0	0.0	0.0	0.0
Other	0.0	0.0	0.0	0.0	0.0	0.0	0.0	0.0	0.0	0.0	0.0	0.0	0.0
Alberta Commercial	0.0	0.0	0.0	0.0	0.0	0.0	0.0	0.0	0.0	0.0	0.0	0.0	0.0
Alberta Industrial	0.0	0.0	0.0	0.0	0.0	0.0	0.0	0.0	0.0	0.0	0.0	0.0	0.0
Alberta Residential	0.0	0.0	0.0	0.0	0.0	0.0	0.0	0.0	0.0	0.0	0.0	0.0	0.0
Alberta Elec.Generation	0.0	0.0	0.0	0.0	0.0	0.0	0.0	0.0	0.0	0.0	0.0	0.0	0.0
Shrinkage													
Acid Gas	0.0	0.0	0.0	0.0	0.0	0.0	0.0	0.0	0.0	0.0	0.0	0.0	0.0
Other products	10.6	3.6	3.2	13.2	3.2	0.0	0.0	0.0	0.0	0.0	0.0	0.0	33.8
Fuel	908.4	779.9	857.3	839.7	827.5	0.0	0.0	0.0	0.0	0.0	0.0	0.0	4,212.8
Flared	9.3	9.5	5.5	7.3	0.4	0.0	0.0	0.0	0.0	0.0	0.0	0.0	32.0
Vented	0.0	0.0	0.0	0.0	0.0	0.0	0.0	0.0	0.0	0.0	0.0	0.0	0.0
Diff and Other	-650.5	-402.1	-734.2	-763.7	-1,531.1	0.0	0.0	0.0	0.0	0.0	0.0	0.0	-4,081.6
Process and Frac													
Pentanes Plus	51.3	17.3	15.3	63.9	15.4	0.0	0.0	0.0	0.0	0.0	0.0	0.0	163.2
Propane	0.0	0.0	0.0	0.0	0.0	0.0	0.0	0.0	0.0	0.0	0.0	0.0	0.0
Butanes	0.0	0.0	0.0	0.0	0.0	0.0	0.0	0.0	0.0	0.0	0.0	0.0	0.0
Ethane	0.0	0.0	0.0	0.0	0.0	0.0	0.0	0.0	0.0	0.0	0.0	0.0	0.0
NGL MIX	0.0	0.0	0.0	0.0	0.0	0.0	0.0	0.0	0.0	0.0	0.0	0.0	0.0
Sulphur	0.0	0.0	0.0	0.0	0.0	0.0	0.0	0.0	0.0	0.0	0.0	0.0	0.0
Sulphur Closing Inv	0.0	0.0	0.0	0.0	0.0	0.0	0.0	0.0	0.0	0.0	0.0	0.0	0.0

Unit of Measurement: Gas and Gas equivalent products: 1000m3, Liquids: m3, Sulphur: MTS

VPR6200

Facility ID ABGS0006116
Facility Licence # 3372

Facility Name COMPTON CENTRON 7-16 GGS
Facility Operator A1H9 EMBER

Production Month	202001	202002	202003	202004	202005	202006	202007	202008	202009	202010	202011	202012	Totals
Receipts													
Receipts from Alberta Facilities	1,239.0	1,277.1	1,311.5	1,250.3	1,365.7	0.0	0.0	0.0	0.0	0.0	0.0	0.0	6,443.6
Receipts from Non-Alberta Facilities	0.0	0.0	0.0	0.0	0.0	0.0	0.0	0.0	0.0	0.0	0.0	0.0	0.0
Dispositions													
Disposition Battery	0.0	0.0	0.0	0.0	0.0	0.0	0.0	0.0	0.0	0.0	0.0	0.0	0.0
Gas Gathering System	0.0	0.0	0.0	0.0	0.0	0.0	0.0	0.0	0.0	0.0	0.0	0.0	0.0
Gas Plant	0.0	0.0	0.0	0.0	0.0	0.0	0.0	0.0	0.0	0.0	0.0	0.0	0.0
Injection Facility	0.0	0.0	0.0	0.0	0.0	0.0	0.0	0.0	0.0	0.0	0.0	0.0	0.0
Meter Station	1,090.4	1,112.8	1,075.5	1,024.0	868.5	0.0	0.0	0.0	0.0	0.0	0.0	0.0	5,171.2
Other	0.0	0.0	0.0	0.0	0.0	0.0	0.0	0.0	0.0	0.0	0.0	0.0	0.0
Alberta Commercial	0.0	0.0	0.0	0.0	0.0	0.0	0.0	0.0	0.0	0.0	0.0	0.0	0.0
Alberta Industrial	0.0	0.0	0.0	0.0	0.0	0.0	0.0	0.0	0.0	0.0	0.0	0.0	0.0
Alberta Residential	185.9	202.4	253.7	254.0	510.3	0.0	0.0	0.0	0.0	0.0	0.0	0.0	1,406.3
Alberta Elec.Generation	0.0	0.0	0.0	0.0	0.0	0.0	0.0	0.0	0.0	0.0	0.0	0.0	0.0
Shrinkage Acid Gas	0.0	0.0	0.0	0.0	0.0	0.0	0.0	0.0	0.0	0.0	0.0	0.0	0.0
Other products	0.0	0.1	0.0	0.0	0.1	0.0	0.0	0.0	0.0	0.0	0.0	0.0	0.2
Fuel	0.0	0.0	0.0	0.0	0.0	0.0	0.0	0.0	0.0	0.0	0.0	0.0	0.0
Flared	0.0	0.0	0.0	0.0	0.0	0.0	0.0	0.0	0.0	0.0	0.0	0.0	0.0
Vented	0.0	0.0	0.0	0.0	0.0	0.0	0.0	0.0	0.0	0.0	0.0	0.0	0.0
Diff and Other	-37.3	-38.2	-17.7	-27.7	-13.2	0.0	0.0	0.0	0.0	0.0	0.0	0.0	-134.1
Process and Frac													
Pentanes Plus	0.0	0.5	0.0	0.2	0.7	0.0	0.0	0.0	0.0	0.0	0.0	0.0	1.4
Propane	0.0	0.0	0.0	0.0	0.0	0.0	0.0	0.0	0.0	0.0	0.0	0.0	0.0
Butanes	0.0	0.0	0.0	0.0	0.0	0.0	0.0	0.0	0.0	0.0	0.0	0.0	0.0
Ethane	0.0	0.0	0.0	0.0	0.0	0.0	0.0	0.0	0.0	0.0	0.0	0.0	0.0
NGL MIX	0.0	0.0	0.0	0.0	0.0	0.0	0.0	0.0	0.0	0.0	0.0	0.0	0.0
Sulphur	0.0	0.0	0.0	0.0	0.0	0.0	0.0	0.0	0.0	0.0	0.0	0.0	0.0
Sulphur Closing Inv	0.0	0.0	0.0	0.0	0.0	0.0	0.0	0.0	0.0	0.0	0.0	0.0	0.0

Unit of Measurement: Gas and Gas equivalent products: 1000m3, Liquids: m3, Sulphur: MTS

VPR6200

Facility ID ABGS0006127
Facility Licence # 22172

Facility Name CDN HUNTER FERRYBANK GGS
Facility Operator OTM9 NAL

Production Month	202001	202002	202003	202004	202005	202006	202007	202008	202009	202010	202011	202012	Totals
Receipts													
Receipts from Alberta Facilities	790.0	821.8	833.6	763.3	790.8	0.0	0.0	0.0	0.0	0.0	0.0	0.0	3,999.5
Receipts from Non-Alberta Facilities	0.0	0.0	0.0	0.0	0.0	0.0	0.0	0.0	0.0	0.0	0.0	0.0	0.0
Dispositions													
Disposition													
Battery	0.0	0.0	0.0	0.0	0.0	0.0	0.0	0.0	0.0	0.0	0.0	0.0	0.0
Gas Gathering System	788.6	832.1	849.1	762.0	792.4	0.0	0.0	0.0	0.0	0.0	0.0	0.0	4,024.2
Gas Plant	0.0	0.0	0.0	0.0	0.0	0.0	0.0	0.0	0.0	0.0	0.0	0.0	0.0
Injection Facility	0.0	0.0	0.0	0.0	0.0	0.0	0.0	0.0	0.0	0.0	0.0	0.0	0.0
Meter Station	0.0	0.0	0.0	0.0	0.0	0.0	0.0	0.0	0.0	0.0	0.0	0.0	0.0
Other	0.0	0.0	0.0	0.0	0.0	0.0	0.0	0.0	0.0	0.0	0.0	0.0	0.0
Alberta Commercial	0.0	0.0	0.0	0.0	0.0	0.0	0.0	0.0	0.0	0.0	0.0	0.0	0.0
Alberta Industrial	0.0	0.0	0.0	0.0	0.0	0.0	0.0	0.0	0.0	0.0	0.0	0.0	0.0
Alberta Residential	0.0	0.0	0.0	0.0	0.0	0.0	0.0	0.0	0.0	0.0	0.0	0.0	0.0
Alberta Elec.Generation	0.0	0.0	0.0	0.0	0.0	0.0	0.0	0.0	0.0	0.0	0.0	0.0	0.0
Shrinkage													
Acid Gas	0.0	0.0	0.0	0.0	0.0	0.0	0.0	0.0	0.0	0.0	0.0	0.0	0.0
Other products	0.0	0.0	1.3	0.0	0.0	0.0	0.0	0.0	0.0	0.0	0.0	0.0	1.3
Fuel	7.9	6.1	6.2	5.1	0.2	0.0	0.0	0.0	0.0	0.0	0.0	0.0	25.5
Flared	0.0	0.0	0.0	0.0	0.0	0.0	0.0	0.0	0.0	0.0	0.0	0.0	0.0
Vented	0.0	0.0	0.0	0.0	0.0	0.0	0.0	0.0	0.0	0.0	0.0	0.0	0.0
Diff and Other	-6.5	-16.4	-23.0	-3.8	-1.8	0.0	0.0	0.0	0.0	0.0	0.0	0.0	-51.5
Process and Frac													
Pentanes Plus	0.0	0.0	6.1	0.0	0.0	0.0	0.0	0.0	0.0	0.0	0.0	0.0	6.1
Propane	0.0	0.0	0.0	0.0	0.0	0.0	0.0	0.0	0.0	0.0	0.0	0.0	0.0
Butanes	0.0	0.0	0.0	0.0	0.0	0.0	0.0	0.0	0.0	0.0	0.0	0.0	0.0
Ethane	0.0	0.0	0.0	0.0	0.0	0.0	0.0	0.0	0.0	0.0	0.0	0.0	0.0
NGL MIX	0.0	0.0	0.0	0.0	0.0	0.0	0.0	0.0	0.0	0.0	0.0	0.0	0.0
Sulphur	0.0	0.0	0.0	0.0	0.0	0.0	0.0	0.0	0.0	0.0	0.0	0.0	0.0
Sulphur Closing Inv	0.0	0.0	0.0	0.0	0.0	0.0	0.0	0.0	0.0	0.0	0.0	0.0	0.0

Unit of Measurement: Gas and Gas equivalent products: 1000m3, Liquids: m3, Sulphur: MTS

VPR6200
Facility ID ABGS0006144 **Facility Name** TRILOGY KAYBOB SOUTH 7-5
Facility Licence # 13847 **Facility Operator** OAW4 PARA

Production Month	202001	202002	202003	202004	202005	202006	202007	202008	202009	202010	202011	202012	Totals
Receipts													
Receipts from Alberta Facilities	1,887.8	1,971.4	2,325.9	2,061.9	2,035.7	0.0	0.0	0.0	0.0	0.0	0.0	0.0	10,282.7
Receipts from Non-Alberta Facilities	0.0	0.0	0.0	0.0	0.0	0.0	0.0	0.0	0.0	0.0	0.0	0.0	0.0
Dispositions													
Disposition													
Battery	0.0	0.0	0.0	0.0	0.0	0.0	0.0	0.0	0.0	0.0	0.0	0.0	0.0
Gas Gathering System	1,886.4	1,967.9	2,320.7	1,997.5	1,962.6	0.0	0.0	0.0	0.0	0.0	0.0	0.0	10,135.1
Gas Plant	0.0	0.0	0.0	0.0	0.0	0.0	0.0	0.0	0.0	0.0	0.0	0.0	0.0
Injection Facility	0.0	0.0	0.0	0.0	0.0	0.0	0.0	0.0	0.0	0.0	0.0	0.0	0.0
Meter Station	0.0	0.0	0.0	0.0	0.0	0.0	0.0	0.0	0.0	0.0	0.0	0.0	0.0
Other	0.0	0.0	0.0	0.0	0.0	0.0	0.0	0.0	0.0	0.0	0.0	0.0	0.0
Alberta Commercial	0.0	0.0	0.0	0.0	0.0	0.0	0.0	0.0	0.0	0.0	0.0	0.0	0.0
Alberta Industrial	0.0	0.0	0.0	0.0	0.0	0.0	0.0	0.0	0.0	0.0	0.0	0.0	0.0
Alberta Residential	0.0	0.0	0.0	0.0	0.0	0.0	0.0	0.0	0.0	0.0	0.0	0.0	0.0
Alberta Elec.Generation	0.0	0.0	0.0	0.0	0.0	0.0	0.0	0.0	0.0	0.0	0.0	0.0	0.0
Shrinkage													
Acid Gas	0.0	0.0	0.0	0.0	0.0	0.0	0.0	0.0	0.0	0.0	0.0	0.0	0.0
Other products	1.8	4.4	6.5	1.9	4.3	0.0	0.0	0.0	0.0	0.0	0.0	0.0	18.9
Fuel	0.0	0.0	0.0	62.9	58.1	0.0	0.0	0.0	0.0	0.0	0.0	0.0	121.0
Flared	0.0	0.0	0.0	0.0	0.0	0.0	0.0	0.0	0.0	0.0	0.0	0.0	0.0
Vented	0.0	0.0	0.0	0.0	11.6	0.0	0.0	0.0	0.0	0.0	0.0	0.0	11.6
Diff and Other	-0.4	-0.9	-1.3	-0.4	-0.9	0.0	0.0	0.0	0.0	0.0	0.0	0.0	-3.9
Process and Frac													
Pentanes Plus	8.7	21.3	31.4	9.3	20.8	0.0	0.0	0.0	0.0	0.0	0.0	0.0	91.5
Propane	0.0	0.0	0.0	0.0	0.0	0.0	0.0	0.0	0.0	0.0	0.0	0.0	0.0
Butanes	0.0	0.0	0.0	0.0	0.0	0.0	0.0	0.0	0.0	0.0	0.0	0.0	0.0
Ethane	0.0	0.0	0.0	0.0	0.0	0.0	0.0	0.0	0.0	0.0	0.0	0.0	0.0
NGL MIX	0.0	0.0	0.0	0.0	0.0	0.0	0.0	0.0	0.0	0.0	0.0	0.0	0.0
Sulphur	0.0	0.0	0.0	0.0	0.0	0.0	0.0	0.0	0.0	0.0	0.0	0.0	0.0
Sulphur Closing Inv	0.0	0.0	0.0	0.0	0.0	0.0	0.0	0.0	0.0	0.0	0.0	0.0	0.0

Unit of Measurement: Gas and Gas equivalent products: 1000m3, Liquids: m3, Sulphur: MTS

VPR6200

Facility ID ABGS0006149

Facility Name SWEET INLET LINE 6-23

Facility Licence # Not Licenced

Facility Operator OHE9 CNRL

Production Month	202001	202002	202003	202004	202005	202006	202007	202008	202009	202010	202011	202012	Totals
Receipts													
Receipts from Alberta Facilities	15,338.7	15,652.4	14,743.5	12,851.9	10,656.0	0.0	0.0	0.0	0.0	0.0	0.0	0.0	69,242.5
Receipts from Non-Alberta Facilities	0.0	0.0	0.0	0.0	0.0	0.0	0.0	0.0	0.0	0.0	0.0	0.0	0.0
Dispositions													
Disposition													
Battery	0.0	0.0	0.0	0.0	0.0	0.0	0.0	0.0	0.0	0.0	0.0	0.0	0.0
Gas Gathering System	0.0	0.0	0.0	0.0	0.0	0.0	0.0	0.0	0.0	0.0	0.0	0.0	0.0
Gas Plant	15,990.3	17,319.0	15,297.4	12,809.3	10,956.5	0.0	0.0	0.0	0.0	0.0	0.0	0.0	72,372.5
Injection Facility	0.0	0.0	0.0	0.0	0.0	0.0	0.0	0.0	0.0	0.0	0.0	0.0	0.0
Meter Station	0.0	0.0	0.0	0.0	0.0	0.0	0.0	0.0	0.0	0.0	0.0	0.0	0.0
Other	0.0	0.0	0.0	0.0	0.0	0.0	0.0	0.0	0.0	0.0	0.0	0.0	0.0
Alberta Commercial	0.0	0.0	0.0	0.0	0.0	0.0	0.0	0.0	0.0	0.0	0.0	0.0	0.0
Alberta Industrial	0.0	0.0	0.0	0.0	0.0	0.0	0.0	0.0	0.0	0.0	0.0	0.0	0.0
Alberta Residential	0.0	0.0	0.0	0.0	0.0	0.0	0.0	0.0	0.0	0.0	0.0	0.0	0.0
Alberta Elec.Generation	0.0	0.0	0.0	0.0	0.0	0.0	0.0	0.0	0.0	0.0	0.0	0.0	0.0
Shrinkage													
Acid Gas	0.0	0.0	0.0	0.0	0.0	0.0	0.0	0.0	0.0	0.0	0.0	0.0	0.0
Other products	0.1	0.0	1.1	0.1	0.0	0.0	0.0	0.0	0.0	0.0	0.0	0.0	1.3
Fuel	52.8	46.2	55.7	53.5	48.6	0.0	0.0	0.0	0.0	0.0	0.0	0.0	256.8
Flared	0.0	0.0	0.0	0.0	0.0	0.0	0.0	0.0	0.0	0.0	0.0	0.0	0.0
Vented	0.0	0.0	0.0	0.0	0.0	0.0	0.0	0.0	0.0	0.0	0.0	0.0	0.0
Diff and Other	-704.5	-1,712.8	-610.7	-11.0	-349.1	0.0	0.0	0.0	0.0	0.0	0.0	0.0	-3,388.1
Process and Frac													
Pentanes Plus	0.3	0.2	5.2	0.3	0.0	0.0	0.0	0.0	0.0	0.0	0.0	0.0	6.0
Propane	0.0	0.0	0.0	0.0	0.0	0.0	0.0	0.0	0.0	0.0	0.0	0.0	0.0
Butanes	0.0	0.0	0.0	0.0	0.0	0.0	0.0	0.0	0.0	0.0	0.0	0.0	0.0
Ethane	0.0	0.0	0.0	0.0	0.0	0.0	0.0	0.0	0.0	0.0	0.0	0.0	0.0
NGL MIX	0.0	0.0	0.0	0.0	0.0	0.0	0.0	0.0	0.0	0.0	0.0	0.0	0.0
Sulphur	0.0	0.0	0.0	0.0	0.0	0.0	0.0	0.0	0.0	0.0	0.0	0.0	0.0
Sulphur Closing Inv	0.0	0.0	0.0	0.0	0.0	0.0	0.0	0.0	0.0	0.0	0.0	0.0	0.0

Unit of Measurement: Gas and Gas equivalent products: 1000m3, Liquids: m3, Sulphur: MTS

VPR6200

Facility ID ABGS0006153

Facility Name DEVON 2-3 MORNINGSIDE

Facility Licence # Not Licenced

Facility Operator A2N1 JFEC

Production Month	202001	202002	202003	202004	202005	202006	202007	202008	202009	202010	202011	202012	Totals
Receipts													
Receipts from Alberta Facilities	678.0	1,044.3	900.1	832.4	1,195.0	0.0	0.0	0.0	0.0	0.0	0.0	0.0	4,649.8
Receipts from Non-Alberta Facilities	0.0	0.0	0.0	0.0	0.0	0.0	0.0	0.0	0.0	0.0	0.0	0.0	0.0
Dispositions													
Disposition													
Battery	0.0	0.0	0.0	0.0	0.0	0.0	0.0	0.0	0.0	0.0	0.0	0.0	0.0
Gas Gathering System	543.8	907.4	761.9	674.1	1,065.6	0.0	0.0	0.0	0.0	0.0	0.0	0.0	3,952.8
Gas Plant	0.0	0.0	0.0	0.0	0.0	0.0	0.0	0.0	0.0	0.0	0.0	0.0	0.0
Injection Facility	0.0	0.0	0.0	0.0	0.0	0.0	0.0	0.0	0.0	0.0	0.0	0.0	0.0
Meter Station	0.0	0.0	0.0	0.0	0.0	0.0	0.0	0.0	0.0	0.0	0.0	0.0	0.0
Other	0.0	0.0	0.0	0.0	0.0	0.0	0.0	0.0	0.0	0.0	0.0	0.0	0.0
Alberta Commercial	0.0	0.0	0.0	0.0	0.0	0.0	0.0	0.0	0.0	0.0	0.0	0.0	0.0
Alberta Industrial	0.0	0.0	0.0	0.0	0.0	0.0	0.0	0.0	0.0	0.0	0.0	0.0	0.0
Alberta Residential	0.0	0.0	0.0	0.0	0.0	0.0	0.0	0.0	0.0	0.0	0.0	0.0	0.0
Alberta Elec.Generation	0.0	0.0	0.0	0.0	0.0	0.0	0.0	0.0	0.0	0.0	0.0	0.0	0.0
Shrinkage													
Acid Gas	0.0	0.0	0.0	0.0	0.0	0.0	0.0	0.0	0.0	0.0	0.0	0.0	0.0
Other products	1.7	1.6	4.6	2.1	14.2	0.0	0.0	0.0	0.0	0.0	0.0	0.0	24.2
Fuel	46.2	52.4	54.6	47.3	56.3	0.0	0.0	0.0	0.0	0.0	0.0	0.0	256.8
Flared	0.0	0.0	0.0	0.0	0.0	0.0	0.0	0.0	0.0	0.0	0.0	0.0	0.0
Vented	0.0	0.0	2.1	0.0	2.8	0.0	0.0	0.0	0.0	0.0	0.0	0.0	4.9
Diff and Other	86.3	82.9	76.9	108.9	56.1	0.0	0.0	0.0	0.0	0.0	0.0	0.0	411.1
Process and Frac													
Pentanes Plus	8.0	7.7	22.1	10.3	68.6	0.0	0.0	0.0	0.0	0.0	0.0	0.0	116.7
Propane	0.0	0.0	0.0	0.0	0.0	0.0	0.0	0.0	0.0	0.0	0.0	0.0	0.0
Butanes	0.0	0.0	0.0	0.0	0.0	0.0	0.0	0.0	0.0	0.0	0.0	0.0	0.0
Ethane	0.0	0.0	0.0	0.0	0.0	0.0	0.0	0.0	0.0	0.0	0.0	0.0	0.0
NGL MIX	0.0	0.0	0.0	0.0	0.0	0.0	0.0	0.0	0.0	0.0	0.0	0.0	0.0
Sulphur	0.0	0.0	0.0	0.0	0.0	0.0	0.0	0.0	0.0	0.0	0.0	0.0	0.0
Sulphur Closing Inv	0.0	0.0	0.0	0.0	0.0	0.0	0.0	0.0	0.0	0.0	0.0	0.0	0.0

Unit of Measurement: Gas and Gas equivalent products: 1000m3, Liquids: m3, Sulphur: MTS

VPR6200

Facility ID ABGS0006191
Facility Licence # 9352

Facility Name ENCAL WILSON CREEK 10-1
Facility Operator A2TG TQN

Production Month	202001	202002	202003	202004	202005	202006	202007	202008	202009	202010	202011	202012	Totals
Receipts													
Receipts from Alberta Facilities	716.4	662.2	749.7	949.4	1,017.5	0.0	0.0	0.0	0.0	0.0	0.0	0.0	4,095.2
Receipts from Non-Alberta Facilities	0.0	0.0	0.0	0.0	0.0	0.0	0.0	0.0	0.0	0.0	0.0	0.0	0.0
Dispositions													
Disposition													
Battery	0.0	0.0	0.0	0.0	0.0	0.0	0.0	0.0	0.0	0.0	0.0	0.0	0.0
Gas Gathering System	628.8	661.9	749.4	949.1	1,016.2	0.0	0.0	0.0	0.0	0.0	0.0	0.0	4,005.4
Gas Plant	0.0	0.0	0.0	0.0	0.0	0.0	0.0	0.0	0.0	0.0	0.0	0.0	0.0
Injection Facility	0.0	0.0	0.0	0.0	0.0	0.0	0.0	0.0	0.0	0.0	0.0	0.0	0.0
Meter Station	0.0	0.0	0.0	0.0	0.0	0.0	0.0	0.0	0.0	0.0	0.0	0.0	0.0
Other	0.0	0.0	0.0	0.0	0.0	0.0	0.0	0.0	0.0	0.0	0.0	0.0	0.0
Alberta Commercial	0.0	0.0	0.0	0.0	0.0	0.0	0.0	0.0	0.0	0.0	0.0	0.0	0.0
Alberta Industrial	0.0	0.0	0.0	0.0	0.0	0.0	0.0	0.0	0.0	0.0	0.0	0.0	0.0
Alberta Residential	0.0	0.0	0.0	0.0	0.0	0.0	0.0	0.0	0.0	0.0	0.0	0.0	0.0
Alberta Elec.Generation	0.0	0.0	0.0	0.0	0.0	0.0	0.0	0.0	0.0	0.0	0.0	0.0	0.0
Shrinkage													
Acid Gas	0.0	0.0	0.0	0.0	0.0	0.0	0.0	0.0	0.0	0.0	0.0	0.0	0.0
Other products	0.7	0.0	0.0	0.0	1.0	0.0	0.0	0.0	0.0	0.0	0.0	0.0	1.7
Fuel	0.3	0.3	0.3	0.3	0.3	0.0	0.0	0.0	0.0	0.0	0.0	0.0	1.5
Flared	0.0	0.0	0.0	0.0	0.0	0.0	0.0	0.0	0.0	0.0	0.0	0.0	0.0
Vented	0.0	0.0	0.0	0.0	0.0	0.0	0.0	0.0	0.0	0.0	0.0	0.0	0.0
Diff and Other	86.6	0.0	0.0	0.0	0.0	0.0	0.0	0.0	0.0	0.0	0.0	0.0	86.6
Process and Frac													
Pentanes Plus	3.5	0.0	0.0	0.0	4.6	0.0	0.0	0.0	0.0	0.0	0.0	0.0	8.1
Propane	0.0	0.0	0.0	0.0	0.0	0.0	0.0	0.0	0.0	0.0	0.0	0.0	0.0
Butanes	0.0	0.0	0.0	0.0	0.0	0.0	0.0	0.0	0.0	0.0	0.0	0.0	0.0
Ethane	0.0	0.0	0.0	0.0	0.0	0.0	0.0	0.0	0.0	0.0	0.0	0.0	0.0
NGL MIX	0.0	0.0	0.0	0.0	0.0	0.0	0.0	0.0	0.0	0.0	0.0	0.0	0.0
Sulphur	0.0	0.0	0.0	0.0	0.0	0.0	0.0	0.0	0.0	0.0	0.0	0.0	0.0
Sulphur Closing Inv	0.0	0.0	0.0	0.0	0.0	0.0	0.0	0.0	0.0	0.0	0.0	0.0	0.0

Unit of Measurement: Gas and Gas equivalent products: 1000m3, Liquids: m3, Sulphur: MTS

VPR6200

Facility ID ABGS0006226

Facility Name EVI WISER OIL

Facility Licence # Not Licenced

Facility Operator OT82 PPR

Production Month	202001	202002	202003	202004	202005	202006	202007	202008	202009	202010	202011	202012	Totals
Receipts													
Receipts from Alberta Facilities	399.1	368.9	389.4	360.2	373.7	0.0	0.0	0.0	0.0	0.0	0.0	0.0	1,891.3
Receipts from Non-Alberta Facilities	0.0	0.0	0.0	0.0	0.0	0.0	0.0	0.0	0.0	0.0	0.0	0.0	0.0
Dispositions													
Disposition													
Battery	5.1	5.6	5.5	4.5	3.9	0.0	0.0	0.0	0.0	0.0	0.0	0.0	24.6
Gas Gathering System	245.5	125.7	93.9	82.0	73.5	0.0	0.0	0.0	0.0	0.0	0.0	0.0	620.6
Gas Plant	0.0	0.0	0.0	0.0	0.0	0.0	0.0	0.0	0.0	0.0	0.0	0.0	0.0
Injection Facility	0.0	0.0	0.0	0.0	0.0	0.0	0.0	0.0	0.0	0.0	0.0	0.0	0.0
Meter Station	0.0	0.0	0.0	0.0	0.0	0.0	0.0	0.0	0.0	0.0	0.0	0.0	0.0
Other	0.0	0.0	0.0	0.0	0.0	0.0	0.0	0.0	0.0	0.0	0.0	0.0	0.0
Alberta Commercial	0.0	0.0	0.0	0.0	0.0	0.0	0.0	0.0	0.0	0.0	0.0	0.0	0.0
Alberta Industrial	0.0	0.0	0.0	0.0	0.0	0.0	0.0	0.0	0.0	0.0	0.0	0.0	0.0
Alberta Residential	51.3	92.9	197.8	168.5	144.6	0.0	0.0	0.0	0.0	0.0	0.0	0.0	655.1
Alberta Elec.Generation	0.0	0.0	0.0	0.0	0.0	0.0	0.0	0.0	0.0	0.0	0.0	0.0	0.0
Shrinkage													
Acid Gas	0.0	0.0	0.0	0.0	0.0	0.0	0.0	0.0	0.0	0.0	0.0	0.0	0.0
Other products	12.7	3.3	17.1	5.2	1.7	0.0	0.0	0.0	0.0	0.0	0.0	0.0	40.0
Fuel	119.0	82.5	87.1	77.5	102.3	0.0	0.0	0.0	0.0	0.0	0.0	0.0	468.4
Flared	0.8	55.0	0.0	11.8	0.1	0.0	0.0	0.0	0.0	0.0	0.0	0.0	67.7
Vented	0.0	0.0	0.0	0.0	0.0	0.0	0.0	0.0	0.0	0.0	0.0	0.0	0.0
Diff and Other	-35.3	3.9	-12.0	10.7	47.6	0.0	0.0	0.0	0.0	0.0	0.0	0.0	14.9
Process and Frac													
Pentanes Plus	61.5	15.8	82.6	25.2	8.0	0.0	0.0	0.0	0.0	0.0	0.0	0.0	193.1
Propane	0.0	0.0	0.0	0.0	0.0	0.0	0.0	0.0	0.0	0.0	0.0	0.0	0.0
Butanes	0.0	0.0	0.0	0.0	0.0	0.0	0.0	0.0	0.0	0.0	0.0	0.0	0.0
Ethane	0.0	0.0	0.0	0.0	0.0	0.0	0.0	0.0	0.0	0.0	0.0	0.0	0.0
NGL MIX	0.0	0.0	0.0	0.0	0.0	0.0	0.0	0.0	0.0	0.0	0.0	0.0	0.0
Sulphur	0.0	0.0	0.0	0.0	0.0	0.0	0.0	0.0	0.0	0.0	0.0	0.0	0.0
Sulphur Closing Inv	0.0	0.0	0.0	0.0	0.0	0.0	0.0	0.0	0.0	0.0	0.0	0.0	0.0

Unit of Measurement: Gas and Gas equivalent products: 1000m3, Liquids: m3, Sulphur: MTS

VPR6200

Facility ID ABGS0006234
Facility Licence # Not Licenced

Facility Name IMPERIAL AL FERRIER
Facility Operator OHE9 CNRL

Production Month	202001	202002	202003	202004	202005	202006	202007	202008	202009	202010	202011	202012	Totals
Receipts													
Receipts from Alberta Facilities	1,115.4	1,136.2	1,281.9	458.2	1,404.0	0.0	0.0	0.0	0.0	0.0	0.0	0.0	5,395.7
Receipts from Non-Alberta Facilities	0.0	0.0	0.0	0.0	0.0	0.0	0.0	0.0	0.0	0.0	0.0	0.0	0.0
Dispositions													
Disposition													
Battery	0.0	0.0	0.0	0.0	0.0	0.0	0.0	0.0	0.0	0.0	0.0	0.0	0.0
Gas Gathering System	1,114.7	1,124.6	1,262.5	445.2	1,390.9	0.0	0.0	0.0	0.0	0.0	0.0	0.0	5,337.9
Gas Plant	0.0	0.0	0.0	0.0	0.0	0.0	0.0	0.0	0.0	0.0	0.0	0.0	0.0
Injection Facility	0.0	0.0	0.0	0.0	0.0	0.0	0.0	0.0	0.0	0.0	0.0	0.0	0.0
Meter Station	0.0	0.0	0.0	0.0	0.0	0.0	0.0	0.0	0.0	0.0	0.0	0.0	0.0
Other	0.0	0.0	0.0	0.0	0.0	0.0	0.0	0.0	0.0	0.0	0.0	0.0	0.0
Alberta Commercial	0.0	0.0	0.0	0.0	0.0	0.0	0.0	0.0	0.0	0.0	0.0	0.0	0.0
Alberta Industrial	0.0	0.0	0.0	0.0	0.0	0.0	0.0	0.0	0.0	0.0	0.0	0.0	0.0
Alberta Residential	0.0	0.0	0.0	0.0	0.0	0.0	0.0	0.0	0.0	0.0	0.0	0.0	0.0
Alberta Elec.Generation	0.0	0.0	0.0	0.0	0.0	0.0	0.0	0.0	0.0	0.0	0.0	0.0	0.0
Shrinkage													
Acid Gas	0.0	0.0	0.0	0.0	0.0	0.0	0.0	0.0	0.0	0.0	0.0	0.0	0.0
Other products	0.0	0.0	0.8	0.0	0.0	0.0	0.0	0.0	0.0	0.0	0.0	0.0	0.8
Fuel	0.0	0.0	0.0	0.0	0.0	0.0	0.0	0.0	0.0	0.0	0.0	0.0	0.0
Flared	0.0	0.0	0.0	0.0	0.0	0.0	0.0	0.0	0.0	0.0	0.0	0.0	0.0
Vented	0.6	0.6	0.6	0.6	0.6	0.0	0.0	0.0	0.0	0.0	0.0	0.0	3.0
Diff and Other	0.1	11.0	18.0	12.4	12.5	0.0	0.0	0.0	0.0	0.0	0.0	0.0	54.0
Process and Frac													
Pentanes Plus	0.0	0.0	3.9	0.0	0.0	0.0	0.0	0.0	0.0	0.0	0.0	0.0	3.9
Propane	0.0	0.0	0.0	0.0	0.0	0.0	0.0	0.0	0.0	0.0	0.0	0.0	0.0
Butanes	0.0	0.0	0.0	0.0	0.0	0.0	0.0	0.0	0.0	0.0	0.0	0.0	0.0
Ethane	0.0	0.0	0.0	0.0	0.0	0.0	0.0	0.0	0.0	0.0	0.0	0.0	0.0
NGL MIX	0.0	0.0	0.0	0.0	0.0	0.0	0.0	0.0	0.0	0.0	0.0	0.0	0.0
Sulphur	0.0	0.0	0.0	0.0	0.0	0.0	0.0	0.0	0.0	0.0	0.0	0.0	0.0
Sulphur Closing Inv	0.0	0.0	0.0	0.0	0.0	0.0	0.0	0.0	0.0	0.0	0.0	0.0	0.0

Unit of Measurement: Gas and Gas equivalent products: 1000m3, Liquids: m3, Sulphur: MTS

VPR6200

Facility ID ABGS0006265
Facility Licence # Not Licenced

Facility Name TALISMAN COMPRESSOR 14-24
Facility Operator A72X OUTLIER

Production Month	202001	202002	202003	202004	202005	202006	202007	202008	202009	202010	202011	202012	Totals
Receipts													
Receipts from Alberta Facilities	8,327.0	7,428.7	7,890.2	7,606.2	7,586.6	0.0	0.0	0.0	0.0	0.0	0.0	0.0	38,838.7
Receipts from Non-Alberta Facilities	0.0	0.0	0.0	0.0	0.0	0.0	0.0	0.0	0.0	0.0	0.0	0.0	0.0
Dispositions													
Disposition													
Battery	0.0	0.0	0.0	0.0	0.0	0.0	0.0	0.0	0.0	0.0	0.0	0.0	0.0
Gas Gathering System	0.0	0.0	0.0	0.0	0.0	0.0	0.0	0.0	0.0	0.0	0.0	0.0	0.0
Gas Plant	8,020.2	7,428.6	7,580.5	7,311.3	7,290.6	0.0	0.0	0.0	0.0	0.0	0.0	0.0	37,631.2
Injection Facility	0.0	0.0	0.0	0.0	0.0	0.0	0.0	0.0	0.0	0.0	0.0	0.0	0.0
Meter Station	0.0	0.0	0.0	0.0	0.0	0.0	0.0	0.0	0.0	0.0	0.0	0.0	0.0
Other	0.0	0.0	0.0	0.0	0.0	0.0	0.0	0.0	0.0	0.0	0.0	0.0	0.0
Alberta Commercial	0.0	0.0	0.0	0.0	0.0	0.0	0.0	0.0	0.0	0.0	0.0	0.0	0.0
Alberta Industrial	0.0	0.0	0.0	0.0	0.0	0.0	0.0	0.0	0.0	0.0	0.0	0.0	0.0
Alberta Residential	0.0	0.0	0.0	0.0	0.0	0.0	0.0	0.0	0.0	0.0	0.0	0.0	0.0
Alberta Elec.Generation	0.0	0.0	0.0	0.0	0.0	0.0	0.0	0.0	0.0	0.0	0.0	0.0	0.0
Shrinkage													
Acid Gas	0.0	0.0	0.0	0.0	0.0	0.0	0.0	0.0	0.0	0.0	0.0	0.0	0.0
Other products	49.1	42.4	54.4	45.1	44.1	0.0	0.0	0.0	0.0	0.0	0.0	0.0	235.1
Fuel	301.0	0.0	302.9	288.2	289.5	0.0	0.0	0.0	0.0	0.0	0.0	0.0	1,181.6
Flared	0.0	0.0	1.0	1.0	1.0	0.0	0.0	0.0	0.0	0.0	0.0	0.0	3.0
Vented	5.8	0.0	5.8	5.6	5.5	0.0	0.0	0.0	0.0	0.0	0.0	0.0	22.7
Diff and Other	-49.1	-42.3	-54.4	-45.0	-44.1	0.0	0.0	0.0	0.0	0.0	0.0	0.0	-234.9
Process and Frac													
Pentanes Plus	237.7	205.0	263.1	218.0	213.5	0.0	0.0	0.0	0.0	0.0	0.0	0.0	1,137.3
Propane	0.0	0.0	0.0	0.0	0.0	0.0	0.0	0.0	0.0	0.0	0.0	0.0	0.0
Butanes	0.0	0.0	0.0	0.0	0.0	0.0	0.0	0.0	0.0	0.0	0.0	0.0	0.0
Ethane	0.0	0.0	0.0	0.0	0.0	0.0	0.0	0.0	0.0	0.0	0.0	0.0	0.0
NGL MIX	0.0	0.0	0.0	0.0	0.0	0.0	0.0	0.0	0.0	0.0	0.0	0.0	0.0
Sulphur	0.0	0.0	0.0	0.0	0.0	0.0	0.0	0.0	0.0	0.0	0.0	0.0	0.0
Sulphur Closing Inv	0.0	0.0	0.0	0.0	0.0	0.0	0.0	0.0	0.0	0.0	0.0	0.0	0.0

Unit of Measurement: Gas and Gas equivalent products: 1000m3, Liquids: m3, Sulphur: MTS

VPR6200

Facility ID ABGS0006281
Facility Licence # Not Licenced

Facility Name TLM COMPRESSOR 15-9
Facility Operator A72X OUTLIER

Production Month	202001	202002	202003	202004	202005	202006	202007	202008	202009	202010	202011	202012	Totals
Receipts													
Receipts from Alberta Facilities	10,408.1	9,084.9	9,166.8	8,805.5	8,847.5	0.0	0.0	0.0	0.0	0.0	0.0	0.0	46,312.8
Receipts from Non-Alberta Facilities	0.0	0.0	0.0	0.0	0.0	0.0	0.0	0.0	0.0	0.0	0.0	0.0	0.0
Dispositions													
Disposition													
Battery	0.0	0.0	0.0	0.0	0.0	0.0	0.0	0.0	0.0	0.0	0.0	0.0	0.0
Gas Gathering System	0.0	0.0	0.0	0.0	0.0	0.0	0.0	0.0	0.0	0.0	0.0	0.0	0.0
Gas Plant	0.0	0.0	0.0	0.0	0.0	0.0	0.0	0.0	0.0	0.0	0.0	0.0	0.0
Injection Facility	0.0	0.0	0.0	0.0	0.0	0.0	0.0	0.0	0.0	0.0	0.0	0.0	0.0
Meter Station	9,969.0	8,698.0	8,780.0	8,423.0	8,522.0	0.0	0.0	0.0	0.0	0.0	0.0	0.0	44,392.0
Other	0.0	0.0	0.0	0.0	0.0	0.0	0.0	0.0	0.0	0.0	0.0	0.0	0.0
Alberta Commercial	0.0	0.0	0.0	0.0	0.0	0.0	0.0	0.0	0.0	0.0	0.0	0.0	0.0
Alberta Industrial	0.0	0.0	0.0	0.0	0.0	0.0	0.0	0.0	0.0	0.0	0.0	0.0	0.0
Alberta Residential	0.0	0.0	0.0	0.0	0.0	0.0	0.0	0.0	0.0	0.0	0.0	0.0	0.0
Alberta Elec.Generation	0.0	0.0	0.0	0.0	0.0	0.0	0.0	0.0	0.0	0.0	0.0	0.0	0.0
Shrinkage													
Acid Gas	0.0	0.0	0.0	0.0	0.0	0.0	0.0	0.0	0.0	0.0	0.0	0.0	0.0
Other products	34.8	36.9	50.1	36.5	42.4	0.0	0.0	0.0	0.0	0.0	0.0	0.0	200.7
Fuel	438.2	386.1	386.1	381.8	324.9	0.0	0.0	0.0	0.0	0.0	0.0	0.0	1,917.1
Flared	0.0	0.0	0.0	0.0	0.0	0.0	0.0	0.0	0.0	0.0	0.0	0.0	0.0
Vented	0.9	0.8	0.7	0.7	0.6	0.0	0.0	0.0	0.0	0.0	0.0	0.0	3.7
Diff and Other	-34.8	-36.9	-50.1	-36.5	-42.4	0.0	0.0	0.0	0.0	0.0	0.0	0.0	-200.7
Process and Frac													
Pentanes Plus	168.2	178.7	242.4	176.6	205.3	0.0	0.0	0.0	0.0	0.0	0.0	0.0	971.2
Propane	0.0	0.0	0.0	0.0	0.0	0.0	0.0	0.0	0.0	0.0	0.0	0.0	0.0
Butanes	0.0	0.0	0.0	0.0	0.0	0.0	0.0	0.0	0.0	0.0	0.0	0.0	0.0
Ethane	0.0	0.0	0.0	0.0	0.0	0.0	0.0	0.0	0.0	0.0	0.0	0.0	0.0
NGL MIX	0.0	0.0	0.0	0.0	0.0	0.0	0.0	0.0	0.0	0.0	0.0	0.0	0.0
Sulphur	0.0	0.0	0.0	0.0	0.0	0.0	0.0	0.0	0.0	0.0	0.0	0.0	0.0
Sulphur Closing Inv	0.0	0.0	0.0	0.0	0.0	0.0	0.0	0.0	0.0	0.0	0.0	0.0	0.0

Unit of Measurement: Gas and Gas equivalent products: 1000m3, Liquids: m3, Sulphur: MTS

VPR6200

Facility ID ABGS0006283

Facility Name BURLINGTON OCHEISE 6-25

Facility Licence # 9791

Facility Operator A5D4 CVE

Production Month	202001	202002	202003	202004	202005	202006	202007	202008	202009	202010	202011	202012	Totals
Receipts													
Receipts from Alberta Facilities	0.0	5,249.5	5,449.0	4,612.2	4,336.5	0.0	0.0	0.0	0.0	0.0	0.0	0.0	19,647.2
Receipts from Non-Alberta Facilities	0.0	0.0	0.0	0.0	0.0	0.0	0.0	0.0	0.0	0.0	0.0	0.0	0.0
Dispositions													
Disposition													
Battery	0.0	1.4	2.9	4.0	2.9	0.0	0.0	0.0	0.0	0.0	0.0	0.0	11.2
Gas Gathering System	0.0	0.0	0.0	0.0	0.0	0.0	0.0	0.0	0.0	0.0	0.0	0.0	0.0
Gas Plant	0.0	5,066.3	5,123.5	4,259.3	3,944.4	0.0	0.0	0.0	0.0	0.0	0.0	0.0	18,393.5
Injection Facility	0.0	100.5	104.8	104.4	105.2	0.0	0.0	0.0	0.0	0.0	0.0	0.0	414.9
Meter Station	0.0	0.0	0.0	0.0	0.0	0.0	0.0	0.0	0.0	0.0	0.0	0.0	0.0
Other	0.0	0.0	0.0	0.0	0.0	0.0	0.0	0.0	0.0	0.0	0.0	0.0	0.0
Alberta Commercial	0.0	0.0	0.0	0.0	0.0	0.0	0.0	0.0	0.0	0.0	0.0	0.0	0.0
Alberta Industrial	0.0	0.0	0.0	0.0	0.0	0.0	0.0	0.0	0.0	0.0	0.0	0.0	0.0
Alberta Residential	0.0	0.0	0.0	0.0	0.0	0.0	0.0	0.0	0.0	0.0	0.0	0.0	0.0
Alberta Elec.Generation	0.0	0.0	0.0	0.0	0.0	0.0	0.0	0.0	0.0	0.0	0.0	0.0	0.0
Shrinkage													
Acid Gas	0.0	0.0	0.0	0.0	0.0	0.0	0.0	0.0	0.0	0.0	0.0	0.0	0.0
Other products	0.0	44.4	39.1	33.7	37.3	0.0	0.0	0.0	0.0	0.0	0.0	0.0	154.5
Fuel	0.0	323.5	373.0	335.3	320.4	0.0	0.0	0.0	0.0	0.0	0.0	0.0	1,352.2
Flared	0.0	1.8	2.0	2.2	3.5	0.0	0.0	0.0	0.0	0.0	0.0	0.0	9.5
Vented	0.0	2.4	2.5	2.4	2.5	0.0	0.0	0.0	0.0	0.0	0.0	0.0	9.8
Diff and Other	0.0	-290.8	-198.8	-129.1	-79.7	0.0	0.0	0.0	0.0	0.0	0.0	0.0	-698.4
Process and Frac													
Pentanes Plus	0.0	214.9	189.0	163.1	180.7	0.0	0.0	0.0	0.0	0.0	0.0	0.0	747.7
Propane	0.0	0.0	0.0	0.0	0.0	0.0	0.0	0.0	0.0	0.0	0.0	0.0	0.0
Butanes	0.0	0.0	0.0	0.0	0.0	0.0	0.0	0.0	0.0	0.0	0.0	0.0	0.0
Ethane	0.0	0.0	0.0	0.0	0.0	0.0	0.0	0.0	0.0	0.0	0.0	0.0	0.0
NGL MIX	0.0	0.0	0.0	0.0	0.0	0.0	0.0	0.0	0.0	0.0	0.0	0.0	0.0
Sulphur	0.0	0.0	0.0	0.0	0.0	0.0	0.0	0.0	0.0	0.0	0.0	0.0	0.0
Sulphur Closing Inv	0.0	0.0	0.0	0.0	0.0	0.0	0.0	0.0	0.0	0.0	0.0	0.0	0.0

VPR6200

Facility ID ABGS0006383

Facility Name PANCANADIAN WINTERING HILLS 10-23

Facility Licence # 3528

Facility Operator A7NW TXNE

Production Month	202001	202002	202003	202004	202005	202006	202007	202008	202009	202010	202011	202012	Totals
Receipts													
Receipts from Alberta Facilities	4,473.1	4,191.2	4,233.9	3,994.8	4,906.7	0.0	0.0	0.0	0.0	0.0	0.0	0.0	21,799.7
Receipts from Non-Alberta Facilities	0.0	0.0	0.0	0.0	0.0	0.0	0.0	0.0	0.0	0.0	0.0	0.0	0.0
Dispositions													
Disposition													
Battery	0.0	0.0	0.0	0.0	0.0	0.0	0.0	0.0	0.0	0.0	0.0	0.0	0.0
Gas Gathering System	0.0	0.0	0.0	0.0	0.0	0.0	0.0	0.0	0.0	0.0	0.0	0.0	0.0
Gas Plant	2,104.0	2,055.2	2,018.7	1,897.2	2,755.3	0.0	0.0	0.0	0.0	0.0	0.0	0.0	10,830.4
Injection Facility	1,926.3	1,820.6	1,955.0	1,879.9	1,945.4	0.0	0.0	0.0	0.0	0.0	0.0	0.0	9,527.2
Meter Station	0.0	0.0	0.0	0.0	0.0	0.0	0.0	0.0	0.0	0.0	0.0	0.0	0.0
Other	0.0	0.0	0.0	0.0	0.0	0.0	0.0	0.0	0.0	0.0	0.0	0.0	0.0
Alberta Commercial	0.0	0.0	0.0	0.0	0.0	0.0	0.0	0.0	0.0	0.0	0.0	0.0	0.0
Alberta Industrial	0.0	0.0	0.0	0.0	0.0	0.0	0.0	0.0	0.0	0.0	0.0	0.0	0.0
Alberta Residential	0.0	0.0	0.0	0.0	0.0	0.0	0.0	0.0	0.0	0.0	0.0	0.0	0.0
Alberta Elec.Generation	0.0	0.0	0.0	0.0	0.0	0.0	0.0	0.0	0.0	0.0	0.0	0.0	0.0
Shrinkage													
Acid Gas	0.0	0.0	0.0	0.0	0.0	0.0	0.0	0.0	0.0	0.0	0.0	0.0	0.0
Other products	0.0	3.9	0.0	0.0	1.7	0.0	0.0	0.0	0.0	0.0	0.0	0.0	5.6
Fuel	203.0	204.3	242.9	232.0	266.7	0.0	0.0	0.0	0.0	0.0	0.0	0.0	1,148.9
Flared	0.0	0.0	0.0	0.0	0.0	0.0	0.0	0.0	0.0	0.0	0.0	0.0	0.0
Vented	0.5	0.8	0.4	0.5	0.4	0.0	0.0	0.0	0.0	0.0	0.0	0.0	2.6
Diff and Other	239.3	106.4	16.9	-14.8	-62.8	0.0	0.0	0.0	0.0	0.0	0.0	0.0	285.0
Process and Frac													
Pentanes Plus	0.1	19.0	0.0	0.0	8.1	0.0	0.0	0.0	0.0	0.0	0.0	0.0	27.2
Propane	0.0	0.0	0.0	0.0	0.0	0.0	0.0	0.0	0.0	0.0	0.0	0.0	0.0
Butanes	0.0	0.0	0.0	0.0	0.0	0.0	0.0	0.0	0.0	0.0	0.0	0.0	0.0
Ethane	0.0	0.0	0.0	0.0	0.0	0.0	0.0	0.0	0.0	0.0	0.0	0.0	0.0
NGL MIX	0.0	0.0	0.0	0.0	0.0	0.0	0.0	0.0	0.0	0.0	0.0	0.0	0.0
Sulphur	0.0	0.0	0.0	0.0	0.0	0.0	0.0	0.0	0.0	0.0	0.0	0.0	0.0
Sulphur Closing Inv	0.0	0.0	0.0	0.0	0.0	0.0	0.0	0.0	0.0	0.0	0.0	0.0	0.0

Unit of Measurement: Gas and Gas equivalent products: 1000m3, Liquids: m3, Sulphur: MTS

VPR6200

Facility ID ABGS0006410

Facility Name Conoco Western Gilby 6-25

Facility Licence # 26327

Facility Operator A5D4 CVE

Production Month	202001	202002	202003	202004	202005	202006	202007	202008	202009	202010	202011	202012	Totals
Receipts													
Receipts from Alberta Facilities	833.6	855.7	840.0	792.0	825.6	0.0	0.0	0.0	0.0	0.0	0.0	0.0	4,146.9
Receipts from Non-Alberta Facilities	0.0	0.0	0.0	0.0	0.0	0.0	0.0	0.0	0.0	0.0	0.0	0.0	0.0
Dispositions													
Disposition													
Battery	26.6	22.2	33.7	24.5	29.3	0.0	0.0	0.0	0.0	0.0	0.0	0.0	136.3
Gas Gathering System	752.9	811.6	782.0	730.3	762.9	0.0	0.0	0.0	0.0	0.0	0.0	0.0	3,839.7
Gas Plant	0.0	0.0	0.0	0.0	0.0	0.0	0.0	0.0	0.0	0.0	0.0	0.0	0.0
Injection Facility	0.0	0.0	0.0	0.0	0.0	0.0	0.0	0.0	0.0	0.0	0.0	0.0	0.0
Meter Station	0.0	0.0	0.0	0.0	0.0	0.0	0.0	0.0	0.0	0.0	0.0	0.0	0.0
Other	0.0	0.0	0.0	0.0	0.0	0.0	0.0	0.0	0.0	0.0	0.0	0.0	0.0
Alberta Commercial	0.0	0.0	0.0	0.0	0.0	0.0	0.0	0.0	0.0	0.0	0.0	0.0	0.0
Alberta Industrial	0.0	0.0	0.0	0.0	0.0	0.0	0.0	0.0	0.0	0.0	0.0	0.0	0.0
Alberta Residential	0.0	0.0	0.0	0.0	0.0	0.0	0.0	0.0	0.0	0.0	0.0	0.0	0.0
Alberta Elec.Generation	0.0	0.0	0.0	0.0	0.0	0.0	0.0	0.0	0.0	0.0	0.0	0.0	0.0
Shrinkage													
Acid Gas	0.0	0.0	0.0	0.0	0.0	0.0	0.0	0.0	0.0	0.0	0.0	0.0	0.0
Other products	0.0	2.0	1.5	2.7	0.8	0.0	0.0	0.0	0.0	0.0	0.0	0.0	7.0
Fuel	56.8	51.7	56.3	58.9	59.6	0.0	0.0	0.0	0.0	0.0	0.0	0.0	283.3
Flared	5.1	5.1	5.2	0.2	0.2	0.0	0.0	0.0	0.0	0.0	0.0	0.0	15.8
Vented	0.7	0.7	0.7	0.7	0.7	0.0	0.0	0.0	0.0	0.0	0.0	0.0	3.5
Diff and Other	-8.5	-37.6	-39.4	-25.3	-27.9	0.0	0.0	0.0	0.0	0.0	0.0	0.0	-138.7
Process and Frac													
Pentanes Plus	0.0	9.6	7.1	13.2	3.8	0.0	0.0	0.0	0.0	0.0	0.0	0.0	33.7
Propane	0.0	0.0	0.0	0.0	0.0	0.0	0.0	0.0	0.0	0.0	0.0	0.0	0.0
Butanes	0.0	0.0	0.0	0.0	0.0	0.0	0.0	0.0	0.0	0.0	0.0	0.0	0.0
Ethane	0.0	0.0	0.0	0.0	0.0	0.0	0.0	0.0	0.0	0.0	0.0	0.0	0.0
NGL MIX	0.0	0.0	0.0	0.0	0.0	0.0	0.0	0.0	0.0	0.0	0.0	0.0	0.0
Sulphur	0.0	0.0	0.0	0.0	0.0	0.0	0.0	0.0	0.0	0.0	0.0	0.0	0.0
Sulphur Closing Inv	0.0	0.0	0.0	0.0	0.0	0.0	0.0	0.0	0.0	0.0	0.0	0.0	0.0

Unit of Measurement: Gas and Gas equivalent products: 1000m3, Liquids: m3, Sulphur: MTS

VPR6200

Facility ID ABGS0006469
Facility Licence # 13914

Facility Name VISTA MIDSTREAM RED ROCK 06-27
Facility Operator A5A3 PEMBINA GASSER

Production Month	202001	202002	202003	202004	202005	202006	202007	202008	202009	202010	202011	202012	Totals
Receipts													
Receipts from Alberta Facilities	13,638.6	11,695.1	12,856.4	10,184.3	9,916.9	0.0	0.0	0.0	0.0	0.0	0.0	0.0	58,291.3
Receipts from Non-Alberta Facilities	0.0	0.0	0.0	0.0	0.0	0.0	0.0	0.0	0.0	0.0	0.0	0.0	0.0
Dispositions													
Disposition													
Battery	0.0	0.0	0.0	0.0	0.0	0.0	0.0	0.0	0.0	0.0	0.0	0.0	0.0
Gas Gathering System	13,504.7	11,465.6	12,614.9	9,951.5	9,688.6	0.0	0.0	0.0	0.0	0.0	0.0	0.0	57,225.3
Gas Plant	0.0	0.0	0.0	0.0	0.0	0.0	0.0	0.0	0.0	0.0	0.0	0.0	0.0
Injection Facility	0.0	0.0	0.0	0.0	0.0	0.0	0.0	0.0	0.0	0.0	0.0	0.0	0.0
Meter Station	0.0	0.0	0.0	0.0	0.0	0.0	0.0	0.0	0.0	0.0	0.0	0.0	0.0
Other	0.0	0.0	0.0	0.0	0.0	0.0	0.0	0.0	0.0	0.0	0.0	0.0	0.0
Alberta Commercial	0.0	0.0	0.0	0.0	0.0	0.0	0.0	0.0	0.0	0.0	0.0	0.0	0.0
Alberta Industrial	0.0	0.0	0.0	0.0	0.0	0.0	0.0	0.0	0.0	0.0	0.0	0.0	0.0
Alberta Residential	0.0	0.0	0.0	0.0	0.0	0.0	0.0	0.0	0.0	0.0	0.0	0.0	0.0
Alberta Elec.Generation	0.0	0.0	0.0	0.0	0.0	0.0	0.0	0.0	0.0	0.0	0.0	0.0	0.0
Shrinkage													
Acid Gas	0.0	0.0	0.0	0.0	0.0	0.0	0.0	0.0	0.0	0.0	0.0	0.0	0.0
Other products	6.2	31.1	3.8	2.8	5.3	0.0	0.0	0.0	0.0	0.0	0.0	0.0	49.2
Fuel	128.7	224.7	241.0	232.8	228.2	0.0	0.0	0.0	0.0	0.0	0.0	0.0	1,055.4
Flared	0.0	0.0	0.0	0.0	0.0	0.0	0.0	0.0	0.0	0.0	0.0	0.0	0.0
Vented	5.2	4.8	0.5	0.0	0.1	0.0	0.0	0.0	0.0	0.0	0.0	0.0	10.6
Diff and Other	-6.2	-31.1	-3.8	-2.8	-5.3	0.0	0.0	0.0	0.0	0.0	0.0	0.0	-49.2
Process and Frac													
Pentanes Plus	29.9	150.5	18.2	13.7	25.8	0.0	0.0	0.0	0.0	0.0	0.0	0.0	238.1
Propane	0.0	0.0	0.0	0.0	0.0	0.0	0.0	0.0	0.0	0.0	0.0	0.0	0.0
Butanes	0.0	0.0	0.0	0.0	0.0	0.0	0.0	0.0	0.0	0.0	0.0	0.0	0.0
Ethane	0.0	0.0	0.0	0.0	0.0	0.0	0.0	0.0	0.0	0.0	0.0	0.0	0.0
NGL MIX	0.0	0.0	0.0	0.0	0.0	0.0	0.0	0.0	0.0	0.0	0.0	0.0	0.0
Sulphur	0.0	0.0	0.0	0.0	0.0	0.0	0.0	0.0	0.0	0.0	0.0	0.0	0.0
Sulphur Closing Inv	0.0	0.0	0.0	0.0	0.0	0.0	0.0	0.0	0.0	0.0	0.0	0.0	0.0

Unit of Measurement: Gas and Gas equivalent products: 1000m3, Liquids: m3, Sulphur: MTS

VPR6200

Facility ID ABGS0006470

Facility Name VISTA MIDSTREAM CHIME 08-13

Facility Licence # 13909

Facility Operator A5A3 PEMBINA GASSER

Production Month	202001	202002	202003	202004	202005	202006	202007	202008	202009	202010	202011	202012	Totals
Receipts													
Receipts from Alberta Facilities	6,584.7	7,222.6	7,425.8	7,073.3	7,119.8	0.0	0.0	0.0	0.0	0.0	0.0	0.0	35,426.2
Receipts from Non-Alberta Facilities	0.0	0.0	0.0	0.0	0.0	0.0	0.0	0.0	0.0	0.0	0.0	0.0	0.0
Dispositions													
Disposition													
Battery	0.0	0.0	0.0	0.0	0.0	0.0	0.0	0.0	0.0	0.0	0.0	0.0	0.0
Gas Gathering System	6,540.1	7,033.8	7,219.6	6,898.8	6,946.7	0.0	0.0	0.0	0.0	0.0	0.0	0.0	34,639.0
Gas Plant	0.0	0.0	0.0	0.0	0.0	0.0	0.0	0.0	0.0	0.0	0.0	0.0	0.0
Injection Facility	0.0	0.0	0.0	0.0	0.0	0.0	0.0	0.0	0.0	0.0	0.0	0.0	0.0
Meter Station	0.0	0.0	0.0	0.0	0.0	0.0	0.0	0.0	0.0	0.0	0.0	0.0	0.0
Other	0.0	0.0	0.0	0.0	0.0	0.0	0.0	0.0	0.0	0.0	0.0	0.0	0.0
Alberta Commercial	0.0	0.0	0.0	0.0	0.0	0.0	0.0	0.0	0.0	0.0	0.0	0.0	0.0
Alberta Industrial	0.0	0.0	0.0	0.0	0.0	0.0	0.0	0.0	0.0	0.0	0.0	0.0	0.0
Alberta Residential	0.0	0.0	0.0	0.0	0.0	0.0	0.0	0.0	0.0	0.0	0.0	0.0	0.0
Alberta Elec.Generation	0.0	0.0	0.0	0.0	0.0	0.0	0.0	0.0	0.0	0.0	0.0	0.0	0.0
Shrinkage													
Acid Gas	0.0	0.0	0.0	0.0	0.0	0.0	0.0	0.0	0.0	0.0	0.0	0.0	0.0
Other products	0.0	0.0	0.0	0.1	0.0	0.0	0.0	0.0	0.0	0.0	0.0	0.0	0.1
Fuel	184.6	184.0	195.6	195.0	190.4	0.0	0.0	0.0	0.0	0.0	0.0	0.0	949.6
Flared	0.0	0.0	0.0	0.0	0.0	0.0	0.0	0.0	0.0	0.0	0.0	0.0	0.0
Vented	8.8	8.0	0.2	0.1	0.1	0.0	0.0	0.0	0.0	0.0	0.0	0.0	17.2
Diff and Other	-148.8	-3.2	10.4	-20.7	-17.4	0.0	0.0	0.0	0.0	0.0	0.0	0.0	-179.7
Process and Frac													
Pentanes Plus	0.0	0.0	0.0	0.6	0.0	0.0	0.0	0.0	0.0	0.0	0.0	0.0	0.6
Propane	0.0	0.0	0.0	0.0	0.0	0.0	0.0	0.0	0.0	0.0	0.0	0.0	0.0
Butanes	0.0	0.0	0.0	0.0	0.0	0.0	0.0	0.0	0.0	0.0	0.0	0.0	0.0
Ethane	0.0	0.0	0.0	0.0	0.0	0.0	0.0	0.0	0.0	0.0	0.0	0.0	0.0
NGL MIX	0.0	0.0	0.0	0.0	0.0	0.0	0.0	0.0	0.0	0.0	0.0	0.0	0.0
Sulphur	0.0	0.0	0.0	0.0	0.0	0.0	0.0	0.0	0.0	0.0	0.0	0.0	0.0
Sulphur Closing Inv	0.0	0.0	0.0	0.0	0.0	0.0	0.0	0.0	0.0	0.0	0.0	0.0	0.0

Unit of Measurement: Gas and Gas equivalent products: 1000m3, Liquids: m3, Sulphur: MTS

VPR6200

Facility ID ABGS0006474
Facility Licence # 27315

Facility Name WILD RIVER 8-30-57-24w5
Facility Operator OHE9 CNRL

Production Month	202001	202002	202003	202004	202005	202006	202007	202008	202009	202010	202011	202012	Totals
Receipts													
Receipts from Alberta Facilities	7,465.9	6,900.2	7,281.5	7,109.7	7,641.1	0.0	0.0	0.0	0.0	0.0	0.0	0.0	36,398.4
Receipts from Non-Alberta Facilities	0.0	0.0	0.0	0.0	0.0	0.0	0.0	0.0	0.0	0.0	0.0	0.0	0.0
Dispositions													
Disposition													
Battery	0.0	0.0	0.0	0.0	0.0	0.0	0.0	0.0	0.0	0.0	0.0	0.0	0.0
Gas Gathering System	7,409.1	6,779.5	7,182.3	7,028.8	7,628.8	0.0	0.0	0.0	0.0	0.0	0.0	0.0	36,028.5
Gas Plant	0.0	0.0	0.0	0.0	0.0	0.0	0.0	0.0	0.0	0.0	0.0	0.0	0.0
Injection Facility	0.0	0.0	0.0	0.0	0.0	0.0	0.0	0.0	0.0	0.0	0.0	0.0	0.0
Meter Station	0.0	0.0	0.0	0.0	0.0	0.0	0.0	0.0	0.0	0.0	0.0	0.0	0.0
Other	0.0	0.0	0.0	0.0	0.0	0.0	0.0	0.0	0.0	0.0	0.0	0.0	0.0
Alberta Commercial	0.0	0.0	0.0	0.0	0.0	0.0	0.0	0.0	0.0	0.0	0.0	0.0	0.0
Alberta Industrial	0.0	0.0	0.0	0.0	0.0	0.0	0.0	0.0	0.0	0.0	0.0	0.0	0.0
Alberta Residential	0.0	0.0	0.0	0.0	0.0	0.0	0.0	0.0	0.0	0.0	0.0	0.0	0.0
Alberta Elec.Generation	0.0	0.0	0.0	0.0	0.0	0.0	0.0	0.0	0.0	0.0	0.0	0.0	0.0
Shrinkage													
Acid Gas	0.0	0.0	0.0	0.0	0.0	0.0	0.0	0.0	0.0	0.0	0.0	0.0	0.0
Other products	70.2	63.4	72.3	54.8	60.9	0.0	0.0	0.0	0.0	0.0	0.0	0.0	321.6
Fuel	373.2	336.8	343.0	324.3	332.1	0.0	0.0	0.0	0.0	0.0	0.0	0.0	1,709.4
Flared	0.0	1.0	0.0	0.3	0.1	0.0	0.0	0.0	0.0	0.0	0.0	0.0	1.4
Vented	0.1	0.1	0.8	0.2	0.2	0.0	0.0	0.0	0.0	0.0	0.0	0.0	1.4
Diff and Other	-386.7	-280.6	-316.9	-298.7	-381.0	0.0	0.0	0.0	0.0	0.0	0.0	0.0	-1,663.9
Process and Frac													
Pentanes Plus	339.9	307.0	349.8	265.3	294.7	0.0	0.0	0.0	0.0	0.0	0.0	0.0	1,556.7
Propane	0.0	0.0	0.0	0.0	0.0	0.0	0.0	0.0	0.0	0.0	0.0	0.0	0.0
Butanes	0.0	0.0	0.0	0.0	0.0	0.0	0.0	0.0	0.0	0.0	0.0	0.0	0.0
Ethane	0.0	0.0	0.0	0.0	0.0	0.0	0.0	0.0	0.0	0.0	0.0	0.0	0.0
NGL MIX	0.0	0.0	0.0	0.0	0.0	0.0	0.0	0.0	0.0	0.0	0.0	0.0	0.0
Sulphur	0.0	0.0	0.0	0.0	0.0	0.0	0.0	0.0	0.0	0.0	0.0	0.0	0.0
Sulphur Closing Inv	0.0	0.0	0.0	0.0	0.0	0.0	0.0	0.0	0.0	0.0	0.0	0.0	0.0

Unit of Measurement: Gas and Gas equivalent products: 1000m3, Liquids: m3, Sulphur: MTS

VPR6200

Facility ID ABGS0006480

Facility Name Onyx Oil and Gas Hills Down 06-20

Facility Licence # Not Licenced

Facility Operator A2JR GEAR

Production Month	202001	202002	202003	202004	202005	202006	202007	202008	202009	202010	202011	202012	Totals
Receipts													
Receipts from Alberta Facilities	453.2	540.5	534.6	519.0	461.4	0.0	0.0	0.0	0.0	0.0	0.0	0.0	2,508.7
Receipts from Non-Alberta Facilities	0.0	0.0	0.0	0.0	0.0	0.0	0.0	0.0	0.0	0.0	0.0	0.0	0.0
Dispositions													
Disposition													
Battery	0.0	0.0	0.0	0.0	0.0	0.0	0.0	0.0	0.0	0.0	0.0	0.0	0.0
Gas Gathering System	417.0	507.7	516.6	487.2	412.7	0.0	0.0	0.0	0.0	0.0	0.0	0.0	2,341.2
Gas Plant	0.0	0.0	0.0	0.0	0.0	0.0	0.0	0.0	0.0	0.0	0.0	0.0	0.0
Injection Facility	0.0	0.0	0.0	0.0	0.0	0.0	0.0	0.0	0.0	0.0	0.0	0.0	0.0
Meter Station	0.0	0.0	0.0	0.0	0.0	0.0	0.0	0.0	0.0	0.0	0.0	0.0	0.0
Other	0.0	0.0	0.0	0.0	0.0	0.0	0.0	0.0	0.0	0.0	0.0	0.0	0.0
Alberta Commercial	0.0	0.0	0.0	0.0	0.0	0.0	0.0	0.0	0.0	0.0	0.0	0.0	0.0
Alberta Industrial	0.0	0.0	0.0	0.0	0.0	0.0	0.0	0.0	0.0	0.0	0.0	0.0	0.0
Alberta Residential	0.0	0.0	0.0	0.0	0.0	0.0	0.0	0.0	0.0	0.0	0.0	0.0	0.0
Alberta Elec.Generation	0.0	0.0	0.0	0.0	0.0	0.0	0.0	0.0	0.0	0.0	0.0	0.0	0.0
Shrinkage													
Acid Gas	0.0	0.0	0.0	0.0	0.0	0.0	0.0	0.0	0.0	0.0	0.0	0.0	0.0
Other products	0.8	0.8	1.0	1.0	0.0	0.0	0.0	0.0	0.0	0.0	0.0	0.0	3.6
Fuel	0.0	0.0	0.0	0.0	0.0	0.0	0.0	0.0	0.0	0.0	0.0	0.0	0.0
Flared	0.0	0.0	0.0	0.0	0.0	0.0	0.0	0.0	0.0	0.0	0.0	0.0	0.0
Vented	0.0	0.0	0.0	0.0	0.0	0.0	0.0	0.0	0.0	0.0	0.0	0.0	0.0
Diff and Other	35.4	32.0	17.0	30.8	48.7	0.0	0.0	0.0	0.0	0.0	0.0	0.0	163.9
Process and Frac													
Pentanes Plus	3.8	3.9	4.8	4.8	0.0	0.0	0.0	0.0	0.0	0.0	0.0	0.0	17.3
Propane	0.0	0.0	0.0	0.0	0.0	0.0	0.0	0.0	0.0	0.0	0.0	0.0	0.0
Butanes	0.0	0.0	0.0	0.0	0.0	0.0	0.0	0.0	0.0	0.0	0.0	0.0	0.0
Ethane	0.0	0.0	0.0	0.0	0.0	0.0	0.0	0.0	0.0	0.0	0.0	0.0	0.0
NGL MIX	0.0	0.0	0.0	0.0	0.0	0.0	0.0	0.0	0.0	0.0	0.0	0.0	0.0
Sulphur	0.0	0.0	0.0	0.0	0.0	0.0	0.0	0.0	0.0	0.0	0.0	0.0	0.0
Sulphur Closing Inv	0.0	0.0	0.0	0.0	0.0	0.0	0.0	0.0	0.0	0.0	0.0	0.0	0.0

Unit of Measurement: Gas and Gas equivalent products: 1000m3, Liquids: m3, Sulphur: MTS

VPR6200

Facility ID ABGS0006485

Facility Name FERRIER 10-36-38-8w5 HP

Facility Licence # 6767

Facility Operator OHE9 CNRL

Production Month	202001	202002	202003	202004	202005	202006	202007	202008	202009	202010	202011	202012	Totals
Receipts													
Receipts from Alberta Facilities	2,106.4	1,922.0	1,922.4	1,870.3	1,942.8	0.0	0.0	0.0	0.0	0.0	0.0	0.0	9,763.9
Receipts from Non-Alberta Facilities	0.0	0.0	0.0	0.0	0.0	0.0	0.0	0.0	0.0	0.0	0.0	0.0	0.0
Dispositions													
Disposition Battery	1.3	1.3	1.3	1.3	1.3	0.0	0.0	0.0	0.0	0.0	0.0	0.0	6.5
Gas Gathering System	2,049.4	1,982.0	2,004.4	1,882.2	2,005.4	0.0	0.0	0.0	0.0	0.0	0.0	0.0	9,923.4
Gas Plant	0.0	0.0	0.0	0.0	0.0	0.0	0.0	0.0	0.0	0.0	0.0	0.0	0.0
Injection Facility	0.0	0.0	0.0	0.0	0.0	0.0	0.0	0.0	0.0	0.0	0.0	0.0	0.0
Meter Station	0.0	0.0	0.0	0.0	0.0	0.0	0.0	0.0	0.0	0.0	0.0	0.0	0.0
Other	0.0	0.0	0.0	0.0	0.0	0.0	0.0	0.0	0.0	0.0	0.0	0.0	0.0
Alberta Commercial	0.0	0.0	0.0	0.0	0.0	0.0	0.0	0.0	0.0	0.0	0.0	0.0	0.0
Alberta Industrial	0.0	0.0	0.0	0.0	0.0	0.0	0.0	0.0	0.0	0.0	0.0	0.0	0.0
Alberta Residential	0.0	0.0	0.0	0.0	0.0	0.0	0.0	0.0	0.0	0.0	0.0	0.0	0.0
Alberta Elec.Generation	0.0	0.0	0.0	0.0	0.0	0.0	0.0	0.0	0.0	0.0	0.0	0.0	0.0
Shrinkage Acid Gas	0.0	0.0	0.0	0.0	0.0	0.0	0.0	0.0	0.0	0.0	0.0	0.0	0.0
Other products	25.9	35.1	29.7	29.6	27.9	0.0	0.0	0.0	0.0	0.0	0.0	0.0	148.2
Fuel	0.0	0.0	0.0	0.0	0.0	0.0	0.0	0.0	0.0	0.0	0.0	0.0	0.0
Flared	0.0	0.0	0.0	0.0	0.0	0.0	0.0	0.0	0.0	0.0	0.0	0.0	0.0
Vented	0.0	0.0	0.0	0.0	0.0	0.0	0.0	0.0	0.0	0.0	0.0	0.0	0.0
Diff and Other	29.8	-96.4	-113.0	-42.8	-91.8	0.0	0.0	0.0	0.0	0.0	0.0	0.0	-314.2
Process and Frac													
Pentanes Plus	125.2	170.0	143.5	143.1	135.2	0.0	0.0	0.0	0.0	0.0	0.0	0.0	717.0
Propane	0.0	0.0	0.0	0.0	0.0	0.0	0.0	0.0	0.0	0.0	0.0	0.0	0.0
Butanes	0.0	0.0	0.0	0.0	0.0	0.0	0.0	0.0	0.0	0.0	0.0	0.0	0.0
Ethane	0.0	0.0	0.0	0.0	0.0	0.0	0.0	0.0	0.0	0.0	0.0	0.0	0.0
NGL MIX	0.0	0.0	0.0	0.0	0.0	0.0	0.0	0.0	0.0	0.0	0.0	0.0	0.0
Sulphur	0.0	0.0	0.0	0.0	0.0	0.0	0.0	0.0	0.0	0.0	0.0	0.0	0.0
Sulphur Closing Inv	0.0	0.0	0.0	0.0	0.0	0.0	0.0	0.0	0.0	0.0	0.0	0.0	0.0

Unit of Measurement: Gas and Gas equivalent products: 1000m3, Liquids: m3, Sulphur: MTS

VPR6200

Facility ID ABGS0075309
Facility Licence # 27260

Facility Name SAND CREEK 3/1-15-47-8W5
Facility Operator A5D4 CVE

Production Month	202001	202002	202003	202004	202005	202006	202007	202008	202009	202010	202011	202012	Totals
SHUTIN													
Receipts													
Receipts from Alberta Facilities	0.0	2,030.9	2,086.5	1,806.1	1,716.1	0.0	0.0	0.0	0.0	0.0	0.0	0.0	7,639.6
Receipts from Non-Alberta Facilities	0.0	0.0	0.0	0.0	0.0	0.0	0.0	0.0	0.0	0.0	0.0	0.0	0.0
Dispositions													
Disposition													
Battery	0.0	0.0	0.0	0.0	0.0	0.0	0.0	0.0	0.0	0.0	0.0	0.0	0.0
Gas Gathering System	0.0	2,030.2	2,085.8	1,805.1	1,713.9	0.0	0.0	0.0	0.0	0.0	0.0	0.0	7,635.0
Gas Plant	0.0	0.0	0.0	0.0	0.0	0.0	0.0	0.0	0.0	0.0	0.0	0.0	0.0
Injection Facility	0.0	0.0	0.0	0.0	0.0	0.0	0.0	0.0	0.0	0.0	0.0	0.0	0.0
Meter Station	0.0	0.0	0.0	0.0	0.0	0.0	0.0	0.0	0.0	0.0	0.0	0.0	0.0
Other	0.0	0.0	0.0	0.0	0.0	0.0	0.0	0.0	0.0	0.0	0.0	0.0	0.0
Alberta Commercial	0.0	0.0	0.0	0.0	0.0	0.0	0.0	0.0	0.0	0.0	0.0	0.0	0.0
Alberta Industrial	0.0	0.0	0.0	0.0	0.0	0.0	0.0	0.0	0.0	0.0	0.0	0.0	0.0
Alberta Residential	0.0	0.0	0.0	0.0	0.0	0.0	0.0	0.0	0.0	0.0	0.0	0.0	0.0
Alberta Elec.Generation	0.0	0.0	0.0	0.0	0.0	0.0	0.0	0.0	0.0	0.0	0.0	0.0	0.0
Shrinkage													
Acid Gas	0.0	0.0	0.0	0.0	0.0	0.0	0.0	0.0	0.0	0.0	0.0	0.0	0.0
Other products	0.0	4.0	5.5	7.6	5.5	0.0	0.0	0.0	0.0	0.0	0.0	0.0	22.6
Fuel	0.0	0.0	0.0	0.0	0.0	0.0	0.0	0.0	0.0	0.0	0.0	0.0	0.0
Flared	0.0	0.0	0.0	0.3	1.5	0.0	0.0	0.0	0.0	0.0	0.0	0.0	1.8
Vented	0.0	0.7	0.7	0.7	0.7	0.0	0.0	0.0	0.0	0.0	0.0	0.0	2.8
Diff and Other	0.0	-4.0	-5.5	-7.6	-5.5	0.0	0.0	0.0	0.0	0.0	0.0	0.0	-22.6
Process and Frac													
Pentanes Plus	0.0	19.3	26.4	36.7	26.5	0.0	0.0	0.0	0.0	0.0	0.0	0.0	108.9
Propane	0.0	0.0	0.0	0.0	0.0	0.0	0.0	0.0	0.0	0.0	0.0	0.0	0.0
Butanes	0.0	0.0	0.0	0.0	0.0	0.0	0.0	0.0	0.0	0.0	0.0	0.0	0.0
Ethane	0.0	0.0	0.0	0.0	0.0	0.0	0.0	0.0	0.0	0.0	0.0	0.0	0.0
NGL MIX	0.0	0.0	0.0	0.0	0.0	0.0	0.0	0.0	0.0	0.0	0.0	0.0	0.0
Sulphur	0.0	0.0	0.0	0.0	0.0	0.0	0.0	0.0	0.0	0.0	0.0	0.0	0.0
Sulphur Closing Inv	0.0	0.0	0.0	0.0	0.0	0.0	0.0	0.0	0.0	0.0	0.0	0.0	0.0

Unit of Measurement: Gas and Gas equivalent products: 1000m3, Liquids: m3, Sulphur: MTS

VPR6200

Facility ID ABGS0075564
Facility Licence # 27420

Facility Name NORTHROCK 6-27-63-8W6 GGS
Facility Operator A2TG TQN

Production Month	202001	202002	202003	202004	202005	202006	202007	202008	202009	202010	202011	202012	Totals
Receipts													
Receipts from Alberta Facilities	0.0	0.0	783.5	0.0	0.0	0.0	0.0	0.0	0.0	0.0	0.0	0.0	783.5
Receipts from Non-Alberta Facilities	0.0	0.0	0.0	0.0	0.0	0.0	0.0	0.0	0.0	0.0	0.0	0.0	0.0
Dispositions													
Disposition													
Battery	0.0	0.0	0.0	0.0	0.0	0.0	0.0	0.0	0.0	0.0	0.0	0.0	0.0
Gas Gathering System	0.0	0.0	690.6	0.0	0.0	0.0	0.0	0.0	0.0	0.0	0.0	0.0	690.6
Gas Plant	0.0	0.0	0.0	0.0	0.0	0.0	0.0	0.0	0.0	0.0	0.0	0.0	0.0
Injection Facility	0.0	0.0	0.0	0.0	0.0	0.0	0.0	0.0	0.0	0.0	0.0	0.0	0.0
Meter Station	0.0	0.0	0.0	0.0	0.0	0.0	0.0	0.0	0.0	0.0	0.0	0.0	0.0
Other	0.0	0.0	0.0	0.0	0.0	0.0	0.0	0.0	0.0	0.0	0.0	0.0	0.0
Alberta Commercial	0.0	0.0	0.0	0.0	0.0	0.0	0.0	0.0	0.0	0.0	0.0	0.0	0.0
Alberta Industrial	0.0	0.0	0.0	0.0	0.0	0.0	0.0	0.0	0.0	0.0	0.0	0.0	0.0
Alberta Residential	0.0	0.0	0.0	0.0	0.0	0.0	0.0	0.0	0.0	0.0	0.0	0.0	0.0
Alberta Elec.Generation	0.0	0.0	0.0	0.0	0.0	0.0	0.0	0.0	0.0	0.0	0.0	0.0	0.0
Shrinkage													
Acid Gas	0.0	0.0	0.0	0.0	0.0	0.0	0.0	0.0	0.0	0.0	0.0	0.0	0.0
Other products	0.0	0.0	0.7	0.0	0.0	0.0	0.0	0.0	0.0	0.0	0.0	0.0	0.7
Fuel	0.0	0.0	4.2	0.0	0.0	0.0	0.0	0.0	0.0	0.0	0.0	0.0	4.2
Flared	0.0	0.0	0.0	0.0	0.0	0.0	0.0	0.0	0.0	0.0	0.0	0.0	0.0
Vented	0.0	0.0	0.2	0.0	0.0	0.0	0.0	0.0	0.0	0.0	0.0	0.0	0.2
Diff and Other	0.0	0.0	87.8	0.0	0.0	0.0	0.0	0.0	0.0	0.0	0.0	0.0	87.8
Process and Frac													
Pentanes Plus	0.0	0.0	3.5	0.0	0.0	0.0	0.0	0.0	0.0	0.0	0.0	0.0	3.5
Propane	0.0	0.0	0.0	0.0	0.0	0.0	0.0	0.0	0.0	0.0	0.0	0.0	0.0
Butanes	0.0	0.0	0.0	0.0	0.0	0.0	0.0	0.0	0.0	0.0	0.0	0.0	0.0
Ethane	0.0	0.0	0.0	0.0	0.0	0.0	0.0	0.0	0.0	0.0	0.0	0.0	0.0
NGL MIX	0.0	0.0	0.0	0.0	0.0	0.0	0.0	0.0	0.0	0.0	0.0	0.0	0.0
Sulphur	0.0	0.0	0.0	0.0	0.0	0.0	0.0	0.0	0.0	0.0	0.0	0.0	0.0
Sulphur Closing Inv	0.0	0.0	0.0	0.0	0.0	0.0	0.0	0.0	0.0	0.0	0.0	0.0	0.0

Unit of Measurement: Gas and Gas equivalent products: 1000m3, Liquids: m3, Sulphur: MTS

VPR6200

Facility ID ABGS0076834

Facility Name NRK GGS to Petro Canada Ferrier

Facility Licence # 25140

Facility Operator A2TG TQN

Production Month	202001	202002	202003	202004	202005	202006	202007	202008	202009	202010	202011	202012	Totals
Receipts													
Receipts from Alberta Facilities	1,183.9	1,214.0	1,322.4	1,253.7	1,418.5	0.0	0.0	0.0	0.0	0.0	0.0	0.0	6,392.5
Receipts from Non-Alberta Facilities	0.0	0.0	0.0	0.0	0.0	0.0	0.0	0.0	0.0	0.0	0.0	0.0	0.0
Dispositions													
Disposition													
Battery	0.0	0.0	0.0	0.0	0.0	0.0	0.0	0.0	0.0	0.0	0.0	0.0	0.0
Gas Gathering System	1,113.4	1,137.7	1,199.0	1,121.3	1,316.3	0.0	0.0	0.0	0.0	0.0	0.0	0.0	5,887.7
Gas Plant	0.0	0.0	0.0	0.0	0.0	0.0	0.0	0.0	0.0	0.0	0.0	0.0	0.0
Injection Facility	0.0	0.0	0.0	0.0	0.0	0.0	0.0	0.0	0.0	0.0	0.0	0.0	0.0
Meter Station	0.0	0.0	0.0	0.0	0.0	0.0	0.0	0.0	0.0	0.0	0.0	0.0	0.0
Other	0.0	0.0	0.0	0.0	0.0	0.0	0.0	0.0	0.0	0.0	0.0	0.0	0.0
Alberta Commercial	0.0	0.0	0.0	0.0	0.0	0.0	0.0	0.0	0.0	0.0	0.0	0.0	0.0
Alberta Industrial	0.0	0.0	0.0	0.0	0.0	0.0	0.0	0.0	0.0	0.0	0.0	0.0	0.0
Alberta Residential	0.0	0.0	0.0	0.0	0.0	0.0	0.0	0.0	0.0	0.0	0.0	0.0	0.0
Alberta Elec.Generation	0.0	0.0	0.0	0.0	0.0	0.0	0.0	0.0	0.0	0.0	0.0	0.0	0.0
Shrinkage													
Acid Gas	0.0	0.0	0.0	0.0	0.0	0.0	0.0	0.0	0.0	0.0	0.0	0.0	0.0
Other products	2.4	0.0	1.2	0.0	1.3	0.0	0.0	0.0	0.0	0.0	0.0	0.0	4.9
Fuel	100.2	93.2	99.2	93.3	98.7	0.0	0.0	0.0	0.0	0.0	0.0	0.0	484.6
Flared	0.1	0.0	0.0	0.0	0.0	0.0	0.0	0.0	0.0	0.0	0.0	0.0	0.1
Vented	0.0	0.0	0.0	0.0	0.0	0.0	0.0	0.0	0.0	0.0	0.0	0.0	0.0
Diff and Other	-32.2	-16.9	23.0	39.1	2.2	0.0	0.0	0.0	0.0	0.0	0.0	0.0	15.2
Process and Frac													
Pentanes Plus	11.7	0.0	5.9	0.0	6.4	0.0	0.0	0.0	0.0	0.0	0.0	0.0	24.0
Propane	0.0	0.0	0.0	0.0	0.0	0.0	0.0	0.0	0.0	0.0	0.0	0.0	0.0
Butanes	0.0	0.0	0.0	0.0	0.0	0.0	0.0	0.0	0.0	0.0	0.0	0.0	0.0
Ethane	0.0	0.0	0.0	0.0	0.0	0.0	0.0	0.0	0.0	0.0	0.0	0.0	0.0
NGL MIX	0.0	0.0	0.0	0.0	0.0	0.0	0.0	0.0	0.0	0.0	0.0	0.0	0.0
Sulphur	0.0	0.0	0.0	0.0	0.0	0.0	0.0	0.0	0.0	0.0	0.0	0.0	0.0
Sulphur Closing Inv	0.0	0.0	0.0	0.0	0.0	0.0	0.0	0.0	0.0	0.0	0.0	0.0	0.0

Unit of Measurement: Gas and Gas equivalent products: 1000m3, Liquids: m3, Sulphur: MTS

VPR6200

Facility ID ABGS0077301
Facility Licence # 28298

Facility Name 00/03-31-054-22W5 Obed GS
Facility Operator A573 TOURMALINE

Production Month	202001	202002	202003	202004	202005	202006	202007	202008	202009	202010	202011	202012	Totals
Receipts													
Receipts from Alberta Facilities	6,320.9	5,911.3	4,258.3	9,350.8	15,264.8	0.0	0.0	0.0	0.0	0.0	0.0	0.0	41,106.1
Receipts from Non-Alberta Facilities	0.0	0.0	0.0	0.0	0.0	0.0	0.0	0.0	0.0	0.0	0.0	0.0	0.0
Dispositions													
Disposition													
Battery	0.0	0.0	0.0	0.0	0.0	0.0	0.0	0.0	0.0	0.0	0.0	0.0	0.0
Gas Gathering System	6,219.2	5,782.5	4,118.8	9,124.7	14,942.2	0.0	0.0	0.0	0.0	0.0	0.0	0.0	40,187.4
Gas Plant	0.0	0.0	0.0	0.0	0.0	0.0	0.0	0.0	0.0	0.0	0.0	0.0	0.0
Injection Facility	0.0	0.0	0.0	0.0	0.0	0.0	0.0	0.0	0.0	0.0	0.0	0.0	0.0
Meter Station	0.0	0.0	0.0	0.0	0.0	0.0	0.0	0.0	0.0	0.0	0.0	0.0	0.0
Other	0.0	0.0	0.0	0.0	0.0	0.0	0.0	0.0	0.0	0.0	0.0	0.0	0.0
Alberta Commercial	0.0	0.0	0.0	0.0	0.0	0.0	0.0	0.0	0.0	0.0	0.0	0.0	0.0
Alberta Industrial	0.0	0.0	0.0	0.0	0.0	0.0	0.0	0.0	0.0	0.0	0.0	0.0	0.0
Alberta Residential	0.0	0.0	0.0	0.0	0.0	0.0	0.0	0.0	0.0	0.0	0.0	0.0	0.0
Alberta Elec.Generation	0.0	0.0	0.0	0.0	0.0	0.0	0.0	0.0	0.0	0.0	0.0	0.0	0.0
Shrinkage													
Acid Gas	0.0	0.0	0.0	0.0	0.0	0.0	0.0	0.0	0.0	0.0	0.0	0.0	0.0
Other products	2.1	6.6	4.7	0.0	19.7	0.0	0.0	0.0	0.0	0.0	0.0	0.0	33.1
Fuel	99.1	124.2	136.4	205.3	301.2	0.0	0.0	0.0	0.0	0.0	0.0	0.0	866.2
Flared	3.8	4.5	3.1	3.0	3.1	0.0	0.0	0.0	0.0	0.0	0.0	0.0	17.5
Vented	0.0	0.1	0.0	17.8	18.3	0.0	0.0	0.0	0.0	0.0	0.0	0.0	36.2
Diff and Other	-3.3	-6.6	-4.7	0.0	-19.7	0.0	0.0	0.0	0.0	0.0	0.0	0.0	-34.3
Process and Frac													
Pentanes Plus	10.1	31.9	22.8	0.0	95.4	0.0	0.0	0.0	0.0	0.0	0.0	0.0	160.2
Propane	0.0	0.0	0.0	0.0	0.0	0.0	0.0	0.0	0.0	0.0	0.0	0.0	0.0
Butanes	0.0	0.0	0.0	0.0	0.0	0.0	0.0	0.0	0.0	0.0	0.0	0.0	0.0
Ethane	0.0	0.0	0.0	0.0	0.0	0.0	0.0	0.0	0.0	0.0	0.0	0.0	0.0
NGL MIX	0.0	0.0	0.0	0.0	0.0	0.0	0.0	0.0	0.0	0.0	0.0	0.0	0.0
Sulphur	0.0	0.0	0.0	0.0	0.0	0.0	0.0	0.0	0.0	0.0	0.0	0.0	0.0
Sulphur Closing Inv	0.0	0.0	0.0	0.0	0.0	0.0	0.0	0.0	0.0	0.0	0.0	0.0	0.0

Unit of Measurement: Gas and Gas equivalent products: 1000m3, Liquids: m3, Sulphur: MTS

VPR6200

Facility ID ABGS0078085
Facility Licence # 11783

Facility Name WEST PEMBINA 12-03
Facility Operator A6FW VEI

Production Month	202001	202002	202003	202004	202005	202006	202007	202008	202009	202010	202011	202012	Totals
Receipts													
Receipts from Alberta Facilities	23,845.6	21,992.4	24,472.6	25,169.1	30,787.6	0.0	0.0	0.0	0.0	0.0	0.0	0.0	126,267.3
Receipts from Non-Alberta Facilities	0.0	0.0	0.0	0.0	0.0	0.0	0.0	0.0	0.0	0.0	0.0	0.0	0.0
Dispositions													
Disposition													
Battery	0.0	0.0	0.0	0.0	0.0	0.0	0.0	0.0	0.0	0.0	0.0	0.0	0.0
Gas Gathering System	23,545.9	21,839.5	24,029.6	25,169.1	29,845.0	0.0	0.0	0.0	0.0	0.0	0.0	0.0	124,429.1
Gas Plant	0.0	0.0	0.0	0.0	0.0	0.0	0.0	0.0	0.0	0.0	0.0	0.0	0.0
Injection Facility	0.0	0.0	0.0	0.0	0.0	0.0	0.0	0.0	0.0	0.0	0.0	0.0	0.0
Meter Station	0.0	0.0	0.0	0.0	0.0	0.0	0.0	0.0	0.0	0.0	0.0	0.0	0.0
Other	0.0	0.0	0.0	0.0	0.0	0.0	0.0	0.0	0.0	0.0	0.0	0.0	0.0
Alberta Commercial	0.0	0.0	0.0	0.0	0.0	0.0	0.0	0.0	0.0	0.0	0.0	0.0	0.0
Alberta Industrial	0.0	0.0	0.0	0.0	0.0	0.0	0.0	0.0	0.0	0.0	0.0	0.0	0.0
Alberta Residential	0.0	0.0	0.0	0.0	0.0	0.0	0.0	0.0	0.0	0.0	0.0	0.0	0.0
Alberta Elec.Generation	0.0	0.0	0.0	0.0	0.0	0.0	0.0	0.0	0.0	0.0	0.0	0.0	0.0
Shrinkage													
Acid Gas	0.0	0.0	0.0	0.0	0.0	0.0	0.0	0.0	0.0	0.0	0.0	0.0	0.0
Other products	1,069.1	966.0	1,066.7	1,260.3	2,240.1	0.0	0.0	0.0	0.0	0.0	0.0	0.0	6,602.2
Fuel	424.9	369.0	432.8	442.1	496.4	0.0	0.0	0.0	0.0	0.0	0.0	0.0	2,165.2
Flared	12.9	8.9	10.2	5.8	7.2	0.0	0.0	0.0	0.0	0.0	0.0	0.0	45.0
Vented	0.0	0.0	0.0	0.0	0.0	0.0	0.0	0.0	0.0	0.0	0.0	0.0	0.0
Diff and Other	-1,207.2	-1,191.0	-1,066.7	-1,708.2	-1,801.1	0.0	0.0	0.0	0.0	0.0	0.0	0.0	-6,974.2
Process and Frac													
Pentanes Plus	5,173.1	4,674.1	5,161.6	6,098.0	10,838.8	0.0	0.0	0.0	0.0	0.0	0.0	0.0	31,945.6
Propane	0.0	0.0	0.0	0.0	0.0	0.0	0.0	0.0	0.0	0.0	0.0	0.0	0.0
Butanes	0.0	0.0	0.0	0.0	0.0	0.0	0.0	0.0	0.0	0.0	0.0	0.0	0.0
Ethane	0.0	0.0	0.0	0.0	0.0	0.0	0.0	0.0	0.0	0.0	0.0	0.0	0.0
NGL MIX	0.0	0.0	0.0	0.0	0.0	0.0	0.0	0.0	0.0	0.0	0.0	0.0	0.0
Sulphur	0.0	0.0	0.0	0.0	0.0	0.0	0.0	0.0	0.0	0.0	0.0	0.0	0.0
Sulphur Closing Inv	0.0	0.0	0.0	0.0	0.0	0.0	0.0	0.0	0.0	0.0	0.0	0.0	0.0

Unit of Measurement: Gas and Gas equivalent products: 1000m3, Liquids: m3, Sulphur: MTS

VPR6200

Facility ID ABGS0078618

Facility Name PEMBINA 11-26-49-11W5 COMPRESSOR

Facility Licence # 28922

Facility Operator A5D4 CVE

Production Month	202001	202002	202003	202004	202005	202006	202007	202008	202009	202010	202011	202012	Totals
Receipts													
Receipts from Alberta Facilities	2,512.9	2,487.7	2,679.5	2,211.0	2,694.4	0.0	0.0	0.0	0.0	0.0	0.0	0.0	12,585.5
Receipts from Non-Alberta Facilities	0.0	0.0	0.0	0.0	0.0	0.0	0.0	0.0	0.0	0.0	0.0	0.0	0.0
Dispositions													
Disposition													
Battery	0.0	0.0	0.0	0.0	0.0	0.0	0.0	0.0	0.0	0.0	0.0	0.0	0.0
Gas Gathering System	2,426.0	2,405.8	2,590.9	2,130.5	2,608.6	0.0	0.0	0.0	0.0	0.0	0.0	0.0	12,161.8
Gas Plant	0.0	0.0	0.0	0.0	0.0	0.0	0.0	0.0	0.0	0.0	0.0	0.0	0.0
Injection Facility	0.0	0.0	0.0	0.0	0.0	0.0	0.0	0.0	0.0	0.0	0.0	0.0	0.0
Meter Station	0.0	0.0	0.0	0.0	0.0	0.0	0.0	0.0	0.0	0.0	0.0	0.0	0.0
Other	0.0	0.0	0.0	0.0	0.0	0.0	0.0	0.0	0.0	0.0	0.0	0.0	0.0
Alberta Commercial	0.0	0.0	0.0	0.0	0.0	0.0	0.0	0.0	0.0	0.0	0.0	0.0	0.0
Alberta Industrial	0.0	0.0	0.0	0.0	0.0	0.0	0.0	0.0	0.0	0.0	0.0	0.0	0.0
Alberta Residential	0.0	0.0	0.0	0.0	0.0	0.0	0.0	0.0	0.0	0.0	0.0	0.0	0.0
Alberta Elec.Generation	0.0	0.0	0.0	0.0	0.0	0.0	0.0	0.0	0.0	0.0	0.0	0.0	0.0
Shrinkage													
Acid Gas	0.0	0.0	0.0	0.0	0.0	0.0	0.0	0.0	0.0	0.0	0.0	0.0	0.0
Other products	0.2	0.0	0.0	0.0	0.0	0.0	0.0	0.0	0.0	0.0	0.0	0.0	0.2
Fuel	86.2	81.2	87.4	78.6	84.5	0.0	0.0	0.0	0.0	0.0	0.0	0.0	417.9
Flared	0.0	0.0	0.0	0.9	0.0	0.0	0.0	0.0	0.0	0.0	0.0	0.0	0.9
Vented	0.7	0.7	1.2	1.0	1.3	0.0	0.0	0.0	0.0	0.0	0.0	0.0	4.9
Diff and Other	-0.2	0.0	0.0	0.0	0.0	0.0	0.0	0.0	0.0	0.0	0.0	0.0	-0.2
Process and Frac													
Pentanes Plus	0.9	0.0	0.0	0.0	0.0	0.0	0.0	0.0	0.0	0.0	0.0	0.0	0.9
Propane	0.0	0.0	0.0	0.0	0.0	0.0	0.0	0.0	0.0	0.0	0.0	0.0	0.0
Butanes	0.0	0.0	0.0	0.0	0.0	0.0	0.0	0.0	0.0	0.0	0.0	0.0	0.0
Ethane	0.0	0.0	0.0	0.0	0.0	0.0	0.0	0.0	0.0	0.0	0.0	0.0	0.0
NGL MIX	0.0	0.0	0.0	0.0	0.0	0.0	0.0	0.0	0.0	0.0	0.0	0.0	0.0
Sulphur	0.0	0.0	0.0	0.0	0.0	0.0	0.0	0.0	0.0	0.0	0.0	0.0	0.0
Sulphur Closing Inv	0.0	0.0	0.0	0.0	0.0	0.0	0.0	0.0	0.0	0.0	0.0	0.0	0.0

Unit of Measurement: Gas and Gas equivalent products: 1000m3, Liquids: m3, Sulphur: MTS

VPR6200

Facility ID ABGS0078640
Facility Licence # 29824

Facility Name LYALTA 10-12-025-26W4 GGS
Facility Operator A1H9 EMBER

Production Month	202001	202002	202003	202004	202005	202006	202007	202008	202009	202010	202011	202012	Totals
Receipts													
Receipts from Alberta Facilities	5,415.7	5,776.6	6,001.0	5,761.3	5,898.0	0.0	0.0	0.0	0.0	0.0	0.0	0.0	28,852.6
Receipts from Non-Alberta Facilities	0.0	0.0	0.0	0.0	0.0	0.0	0.0	0.0	0.0	0.0	0.0	0.0	0.0
Dispositions													
Disposition													
Battery	76.6	75.0	79.9	77.7	72.0	0.0	0.0	0.0	0.0	0.0	0.0	0.0	381.2
Gas Gathering System	5,129.2	5,482.8	5,681.1	5,464.9	5,586.8	0.0	0.0	0.0	0.0	0.0	0.0	0.0	27,344.8
Gas Plant	0.0	0.0	0.0	0.0	0.0	0.0	0.0	0.0	0.0	0.0	0.0	0.0	0.0
Injection Facility	0.0	0.0	0.0	0.0	0.0	0.0	0.0	0.0	0.0	0.0	0.0	0.0	0.0
Meter Station	0.0	0.0	0.0	0.0	0.0	0.0	0.0	0.0	0.0	0.0	0.0	0.0	0.0
Other	0.0	0.0	0.0	0.0	0.0	0.0	0.0	0.0	0.0	0.0	0.0	0.0	0.0
Alberta Commercial	0.0	0.0	0.0	0.0	0.0	0.0	0.0	0.0	0.0	0.0	0.0	0.0	0.0
Alberta Industrial	0.0	0.0	0.0	0.0	0.0	0.0	0.0	0.0	0.0	0.0	0.0	0.0	0.0
Alberta Residential	0.0	0.0	0.0	0.0	0.0	0.0	0.0	0.0	0.0	0.0	0.0	0.0	0.0
Alberta Elec.Generation	0.0	0.0	0.0	0.0	0.0	0.0	0.0	0.0	0.0	0.0	0.0	0.0	0.0
Shrinkage													
Acid Gas	0.0	0.0	0.0	0.0	0.0	0.0	0.0	0.0	0.0	0.0	0.0	0.0	0.0
Other products	0.0	0.1	0.2	0.4	0.2	0.0	0.0	0.0	0.0	0.0	0.0	0.0	0.9
Fuel	175.2	178.7	188.1	180.0	208.4	0.0	0.0	0.0	0.0	0.0	0.0	0.0	930.4
Flared	0.0	0.0	0.0	0.0	0.0	0.0	0.0	0.0	0.0	0.0	0.0	0.0	0.0
Vented	0.3	0.0	0.0	1.1	2.1	0.0	0.0	0.0	0.0	0.0	0.0	0.0	3.5
Diff and Other	34.4	40.0	51.7	37.2	28.5	0.0	0.0	0.0	0.0	0.0	0.0	0.0	191.8
Process and Frac													
Pentanes Plus	0.0	0.5	1.2	1.9	0.9	0.0	0.0	0.0	0.0	0.0	0.0	0.0	4.5
Propane	0.0	0.0	0.0	0.0	0.0	0.0	0.0	0.0	0.0	0.0	0.0	0.0	0.0
Butanes	0.0	0.0	0.0	0.0	0.0	0.0	0.0	0.0	0.0	0.0	0.0	0.0	0.0
Ethane	0.0	0.0	0.0	0.0	0.0	0.0	0.0	0.0	0.0	0.0	0.0	0.0	0.0
NGL MIX	0.0	0.0	0.0	0.0	0.0	0.0	0.0	0.0	0.0	0.0	0.0	0.0	0.0
Sulphur	0.0	0.0	0.0	0.0	0.0	0.0	0.0	0.0	0.0	0.0	0.0	0.0	0.0
Sulphur Closing Inv	0.0	0.0	0.0	0.0	0.0	0.0	0.0	0.0	0.0	0.0	0.0	0.0	0.0

Unit of Measurement: Gas and Gas equivalent products: 1000m3, Liquids: m3, Sulphur: MTS

VPR6200

Facility ID ABGS0078641
Facility Licence # 29270

Facility Name LYALTA 02-15-025-26W4 GGS
Facility Operator A1H9 EMBER

Production Month	202001	202002	202003	202004	202005	202006	202007	202008	202009	202010	202011	202012	Totals
Receipts													
Receipts from Alberta Facilities	8,959.8	9,562.8	9,880.5	9,289.8	9,770.1	0.0	0.0	0.0	0.0	0.0	0.0	0.0	47,463.0
Receipts from Non-Alberta Facilities	0.0	0.0	0.0	0.0	0.0	0.0	0.0	0.0	0.0	0.0	0.0	0.0	0.0
Dispositions													
Disposition													
Battery	0.0	0.0	0.0	0.0	0.0	0.0	0.0	0.0	0.0	0.0	0.0	0.0	0.0
Gas Gathering System	8,369.7	8,956.5	9,238.4	8,726.6	9,159.6	0.0	0.0	0.0	0.0	0.0	0.0	0.0	44,450.8
Gas Plant	0.0	0.0	0.0	0.0	0.0	0.0	0.0	0.0	0.0	0.0	0.0	0.0	0.0
Injection Facility	0.0	0.0	0.0	0.0	0.0	0.0	0.0	0.0	0.0	0.0	0.0	0.0	0.0
Meter Station	0.0	0.0	0.0	0.0	0.0	0.0	0.0	0.0	0.0	0.0	0.0	0.0	0.0
Other	0.0	0.0	0.0	0.0	0.0	0.0	0.0	0.0	0.0	0.0	0.0	0.0	0.0
Alberta Commercial	0.0	0.0	0.0	0.0	0.0	0.0	0.0	0.0	0.0	0.0	0.0	0.0	0.0
Alberta Industrial	0.0	0.0	0.0	0.0	0.0	0.0	0.0	0.0	0.0	0.0	0.0	0.0	0.0
Alberta Residential	0.0	0.0	0.0	0.0	0.0	0.0	0.0	0.0	0.0	0.0	0.0	0.0	0.0
Alberta Elec.Generation	0.0	0.0	0.0	0.0	0.0	0.0	0.0	0.0	0.0	0.0	0.0	0.0	0.0
Shrinkage													
Acid Gas	0.0	0.0	0.0	0.0	0.0	0.0	0.0	0.0	0.0	0.0	0.0	0.0	0.0
Other products	0.0	1.6	1.9	2.5	2.3	0.0	0.0	0.0	0.0	0.0	0.0	0.0	8.3
Fuel	320.0	335.7	354.8	336.1	351.0	0.0	0.0	0.0	0.0	0.0	0.0	0.0	1,697.6
Flared	0.0	0.0	0.0	0.0	0.0	0.0	0.0	0.0	0.0	0.0	0.0	0.0	0.0
Vented	1.6	0.5	0.2	1.1	3.5	0.0	0.0	0.0	0.0	0.0	0.0	0.0	6.9
Diff and Other	268.5	268.5	285.2	223.5	253.7	0.0	0.0	0.0	0.0	0.0	0.0	0.0	1,299.4
Process and Frac													
Pentanes Plus	0.0	7.5	9.4	11.9	11.0	0.0	0.0	0.0	0.0	0.0	0.0	0.0	39.8
Propane	0.0	0.0	0.0	0.0	0.0	0.0	0.0	0.0	0.0	0.0	0.0	0.0	0.0
Butanes	0.0	0.0	0.0	0.0	0.0	0.0	0.0	0.0	0.0	0.0	0.0	0.0	0.0
Ethane	0.0	0.0	0.0	0.0	0.0	0.0	0.0	0.0	0.0	0.0	0.0	0.0	0.0
NGL MIX	0.0	0.0	0.0	0.0	0.0	0.0	0.0	0.0	0.0	0.0	0.0	0.0	0.0
Sulphur	0.0	0.0	0.0	0.0	0.0	0.0	0.0	0.0	0.0	0.0	0.0	0.0	0.0
Sulphur Closing Inv	0.0	0.0	0.0	0.0	0.0	0.0	0.0	0.0	0.0	0.0	0.0	0.0	0.0

Unit of Measurement: Gas and Gas equivalent products: 1000m3, Liquids: m3, Sulphur: MTS

VPR6200

Facility ID ABGS0079083

Facility Name MINNEHIK BUCK LAKE 2-27-44-6W5

Facility Licence # 25380

Facility Operator A5D4 CVE

Production Month	202001	202002	202003	202004	202005	202006	202007	202008	202009	202010	202011	202012	Totals
Receipts													
Receipts from Alberta Facilities	3,509.2	3,230.8	3,571.4	3,403.7	3,353.8	0.0	0.0	0.0	0.0	0.0	0.0	0.0	17,068.9
Receipts from Non-Alberta Facilities	0.0	0.0	0.0	0.0	0.0	0.0	0.0	0.0	0.0	0.0	0.0	0.0	0.0
Dispositions													
Disposition													
Battery	0.0	0.0	0.0	0.0	0.0	0.0	0.0	0.0	0.0	0.0	0.0	0.0	0.0
Gas Gathering System	3,398.7	3,168.8	3,511.5	3,289.3	3,271.5	0.0	0.0	0.0	0.0	0.0	0.0	0.0	16,639.8
Gas Plant	0.0	0.0	0.0	0.0	0.0	0.0	0.0	0.0	0.0	0.0	0.0	0.0	0.0
Injection Facility	0.0	0.0	0.0	0.0	0.0	0.0	0.0	0.0	0.0	0.0	0.0	0.0	0.0
Meter Station	0.0	0.0	0.0	0.0	0.0	0.0	0.0	0.0	0.0	0.0	0.0	0.0	0.0
Other	0.0	0.0	0.0	0.0	0.0	0.0	0.0	0.0	0.0	0.0	0.0	0.0	0.0
Alberta Commercial	0.0	0.0	0.0	0.0	0.0	0.0	0.0	0.0	0.0	0.0	0.0	0.0	0.0
Alberta Industrial	0.0	0.0	0.0	0.0	0.0	0.0	0.0	0.0	0.0	0.0	0.0	0.0	0.0
Alberta Residential	0.0	0.0	0.0	0.0	0.0	0.0	0.0	0.0	0.0	0.0	0.0	0.0	0.0
Alberta Elec.Generation	0.0	0.0	0.0	0.0	0.0	0.0	0.0	0.0	0.0	0.0	0.0	0.0	0.0
Shrinkage													
Acid Gas	0.0	0.0	0.0	0.0	0.0	0.0	0.0	0.0	0.0	0.0	0.0	0.0	0.0
Other products	2.7	2.6	2.4	2.6	2.0	0.0	0.0	0.0	0.0	0.0	0.0	0.0	12.3
Fuel	157.4	147.5	151.5	143.8	141.7	0.0	0.0	0.0	0.0	0.0	0.0	0.0	741.9
Flared	8.7	9.1	9.5	3.8	4.0	0.0	0.0	0.0	0.0	0.0	0.0	0.0	35.1
Vented	0.7	0.7	0.7	0.7	0.7	0.0	0.0	0.0	0.0	0.0	0.0	0.0	3.5
Diff and Other	-59.0	-97.9	-104.2	-36.5	-66.1	0.0	0.0	0.0	0.0	0.0	0.0	0.0	-363.7
Process and Frac													
Pentanes Plus	13.3	12.8	11.7	12.8	9.9	0.0	0.0	0.0	0.0	0.0	0.0	0.0	60.5
Propane	0.0	0.0	0.0	0.0	0.0	0.0	0.0	0.0	0.0	0.0	0.0	0.0	0.0
Butanes	0.0	0.0	0.0	0.0	0.0	0.0	0.0	0.0	0.0	0.0	0.0	0.0	0.0
Ethane	0.0	0.0	0.0	0.0	0.0	0.0	0.0	0.0	0.0	0.0	0.0	0.0	0.0
NGL MIX	0.0	0.0	0.0	0.0	0.0	0.0	0.0	0.0	0.0	0.0	0.0	0.0	0.0
Sulphur	0.0	0.0	0.0	0.0	0.0	0.0	0.0	0.0	0.0	0.0	0.0	0.0	0.0
Sulphur Closing Inv	0.0	0.0	0.0	0.0	0.0	0.0	0.0	0.0	0.0	0.0	0.0	0.0	0.0

Unit of Measurement: Gas and Gas equivalent products: 1000m3, Liquids: m3, Sulphur: MTS

VPR6200

Facility ID ABGS0079519

Facility Name BUSTER CREEK 13-1-40-8W5 COMPRESSOR

Facility Licence # 29967

Facility Operator A5RX BEC

Production Month	202001	202002	202003	202004	202005	202006	202007	202008	202009	202010	202011	202012	Totals
Receipts													
Receipts from Alberta Facilities	855.1	792.4	845.4	767.8	787.0	0.0	0.0	0.0	0.0	0.0	0.0	0.0	4,047.7
Receipts from Non-Alberta Facilities	0.0	0.0	0.0	0.0	0.0	0.0	0.0	0.0	0.0	0.0	0.0	0.0	0.0
Dispositions													
Disposition													
Battery	0.0	0.0	0.0	0.0	0.0	0.0	0.0	0.0	0.0	0.0	0.0	0.0	0.0
Gas Gathering System	839.6	718.7	783.1	736.8	723.0	0.0	0.0	0.0	0.0	0.0	0.0	0.0	3,801.2
Gas Plant	0.0	0.0	0.0	0.0	0.0	0.0	0.0	0.0	0.0	0.0	0.0	0.0	0.0
Injection Facility	0.0	0.0	0.0	0.0	0.0	0.0	0.0	0.0	0.0	0.0	0.0	0.0	0.0
Meter Station	0.0	0.0	0.0	0.0	0.0	0.0	0.0	0.0	0.0	0.0	0.0	0.0	0.0
Other	0.0	0.0	0.0	0.0	0.0	0.0	0.0	0.0	0.0	0.0	0.0	0.0	0.0
Alberta Commercial	0.0	0.0	0.0	0.0	0.0	0.0	0.0	0.0	0.0	0.0	0.0	0.0	0.0
Alberta Industrial	0.0	0.0	0.0	0.0	0.0	0.0	0.0	0.0	0.0	0.0	0.0	0.0	0.0
Alberta Residential	0.0	0.0	0.0	0.0	0.0	0.0	0.0	0.0	0.0	0.0	0.0	0.0	0.0
Alberta Elec.Generation	0.0	0.0	0.0	0.0	0.0	0.0	0.0	0.0	0.0	0.0	0.0	0.0	0.0
Shrinkage													
Acid Gas	0.0	0.0	0.0	0.0	0.0	0.0	0.0	0.0	0.0	0.0	0.0	0.0	0.0
Other products	0.2	0.3	0.0	0.0	0.0	0.0	0.0	0.0	0.0	0.0	0.0	0.0	0.5
Fuel	41.6	43.8	50.1	47.7	48.1	0.0	0.0	0.0	0.0	0.0	0.0	0.0	231.3
Flared	0.0	0.0	0.0	0.0	0.0	0.0	0.0	0.0	0.0	0.0	0.0	0.0	0.0
Vented	1.9	1.9	0.0	1.9	1.9	0.0	0.0	0.0	0.0	0.0	0.0	0.0	7.6
Diff and Other	-28.2	27.7	12.2	-18.6	14.0	0.0	0.0	0.0	0.0	0.0	0.0	0.0	7.1
Process and Frac													
Pentanes Plus	1.0	1.4	0.0	0.0	0.0	0.0	0.0	0.0	0.0	0.0	0.0	0.0	2.4
Propane	0.0	0.0	0.0	0.0	0.0	0.0	0.0	0.0	0.0	0.0	0.0	0.0	0.0
Butanes	0.0	0.0	0.0	0.0	0.0	0.0	0.0	0.0	0.0	0.0	0.0	0.0	0.0
Ethane	0.0	0.0	0.0	0.0	0.0	0.0	0.0	0.0	0.0	0.0	0.0	0.0	0.0
NGL MIX	0.0	0.0	0.0	0.0	0.0	0.0	0.0	0.0	0.0	0.0	0.0	0.0	0.0
Sulphur	0.0	0.0	0.0	0.0	0.0	0.0	0.0	0.0	0.0	0.0	0.0	0.0	0.0
Sulphur Closing Inv	0.0	0.0	0.0	0.0	0.0	0.0	0.0	0.0	0.0	0.0	0.0	0.0	0.0

Unit of Measurement: Gas and Gas equivalent products: 1000m3, Liquids: m3, Sulphur: MTS

VPR6200
Facility ID ABGS0079888
Facility Licence # 27242

Facility Name CORDEL ASSOCIATED GAS WELLS
Facility Operator A5C4 PEA

Production Month	202001	202002	202003	202004	202005	202006	202007	202008	202009	202010	202011	202012	Totals
Receipts													
Receipts from Alberta Facilities	2,146.6	2,066.6	2,821.0	2,635.4	2,651.8	0.0	0.0	0.0	0.0	0.0	0.0	0.0	12,321.4
Receipts from Non-Alberta Facilities	0.0	0.0	0.0	0.0	0.0	0.0	0.0	0.0	0.0	0.0	0.0	0.0	0.0
Dispositions													
Disposition	Battery	1,941.9	1,853.1	2,632.3	2,464.4	2,502.5	0.0	0.0	0.0	0.0	0.0	0.0	11,394.2
	Gas Gathering System	0.0	0.0	0.0	0.0	0.0	0.0	0.0	0.0	0.0	0.0	0.0	0.0
	Gas Plant	0.0	0.0	0.0	0.0	0.0	0.0	0.0	0.0	0.0	0.0	0.0	0.0
	Injection Facility	0.0	0.0	0.0	0.0	0.0	0.0	0.0	0.0	0.0	0.0	0.0	0.0
	Meter Station	0.0	0.0	0.0	0.0	0.0	0.0	0.0	0.0	0.0	0.0	0.0	0.0
	Other	0.0	0.0	0.0	0.0	0.0	0.0	0.0	0.0	0.0	0.0	0.0	0.0
	Alberta Commercial	0.0	0.0	0.0	0.0	0.0	0.0	0.0	0.0	0.0	0.0	0.0	0.0
	Alberta Industrial	0.0	0.0	0.0	0.0	0.0	0.0	0.0	0.0	0.0	0.0	0.0	0.0
	Alberta Residential	0.0	0.0	0.0	0.0	0.0	0.0	0.0	0.0	0.0	0.0	0.0	0.0
	Alberta Elec.Generation	0.0	0.0	0.0	0.0	0.0	0.0	0.0	0.0	0.0	0.0	0.0	0.0
Shrinkage	Acid Gas	0.0	0.0	0.0	0.0	0.0	0.0	0.0	0.0	0.0	0.0	0.0	0.0
	Other products	0.8	0.0	0.0	0.4	0.0	0.0	0.0	0.0	0.0	0.0	0.0	1.2
Fuel		74.4	76.3	77.4	73.2	73.2	0.0	0.0	0.0	0.0	0.0	0.0	374.5
Flared		0.0	0.0	0.0	0.0	0.0	0.0	0.0	0.0	0.0	0.0	0.0	0.0
Vented		0.0	0.0	0.0	0.0	0.0	0.0	0.0	0.0	0.0	0.0	0.0	0.0
Diff and Other		129.5	137.2	111.3	97.4	76.1	0.0	0.0	0.0	0.0	0.0	0.0	551.5
Process and Frac													
Pentanes Plus		4.0	0.0	0.0	2.1	0.0	0.0	0.0	0.0	0.0	0.0	0.0	6.1
Propane		0.0	0.0	0.0	0.0	0.0	0.0	0.0	0.0	0.0	0.0	0.0	0.0
Butanes		0.0	0.0	0.0	0.0	0.0	0.0	0.0	0.0	0.0	0.0	0.0	0.0
Ethane		0.0	0.0	0.0	0.0	0.0	0.0	0.0	0.0	0.0	0.0	0.0	0.0
NGL MIX		0.0	0.0	0.0	0.0	0.0	0.0	0.0	0.0	0.0	0.0	0.0	0.0
Sulphur		0.0	0.0	0.0	0.0	0.0	0.0	0.0	0.0	0.0	0.0	0.0	0.0
Sulphur Closing Inv		0.0	0.0	0.0	0.0	0.0	0.0	0.0	0.0	0.0	0.0	0.0	0.0

Unit of Measurement: Gas and Gas equivalent products: 1000m3, Liquids: m3, Sulphur: MTS

VPR6200

Facility ID ABGS0079895
Facility Licence # 3846

Facility Name ENTICE 16-28-028-25 GGS
Facility Operator A1H9 EMBER

Production Month	202001	202002	202003	202004	202005	202006	202007	202008	202009	202010	202011	202012	Totals
Receipts													
Receipts from Alberta Facilities	4,608.3	5,161.8	5,569.6	5,365.1	5,325.3	0.0	0.0	0.0	0.0	0.0	0.0	0.0	26,030.1
Receipts from Non-Alberta Facilities	0.0	0.0	0.0	0.0	0.0	0.0	0.0	0.0	0.0	0.0	0.0	0.0	0.0
Dispositions													
Disposition													
Battery	82.3	84.3	90.4	86.7	87.1	0.0	0.0	0.0	0.0	0.0	0.0	0.0	430.8
Gas Gathering System	0.0	0.0	0.0	0.0	0.0	0.0	0.0	0.0	0.0	0.0	0.0	0.0	0.0
Gas Plant	0.0	0.0	0.0	0.0	0.0	0.0	0.0	0.0	0.0	0.0	0.0	0.0	0.0
Injection Facility	0.0	0.0	0.0	0.0	0.0	0.0	0.0	0.0	0.0	0.0	0.0	0.0	0.0
Meter Station	4,498.0	5,035.4	5,423.4	5,178.7	5,013.8	0.0	0.0	0.0	0.0	0.0	0.0	0.0	25,149.3
Other	0.0	0.0	0.0	0.0	0.0	0.0	0.0	0.0	0.0	0.0	0.0	0.0	0.0
Alberta Commercial	0.0	0.0	0.0	0.0	0.0	0.0	0.0	0.0	0.0	0.0	0.0	0.0	0.0
Alberta Industrial	0.0	0.0	0.0	0.0	0.0	0.0	0.0	0.0	0.0	0.0	0.0	0.0	0.0
Alberta Residential	0.0	0.0	0.0	0.0	0.0	0.0	0.0	0.0	0.0	0.0	0.0	0.0	0.0
Alberta Elec.Generation	0.0	0.0	0.0	0.0	0.0	0.0	0.0	0.0	0.0	0.0	0.0	0.0	0.0
Shrinkage													
Acid Gas	0.0	0.0	0.0	0.0	0.0	0.0	0.0	0.0	0.0	0.0	0.0	0.0	0.0
Other products	0.2	0.0	0.2	0.3	0.1	0.0	0.0	0.0	0.0	0.0	0.0	0.0	0.8
Fuel	152.4	0.0	0.0	0.0	0.0	0.0	0.0	0.0	0.0	0.0	0.0	0.0	152.4
Flared	0.0	0.0	0.0	0.0	0.0	0.0	0.0	0.0	0.0	0.0	0.0	0.0	0.0
Vented	0.0	0.0	0.0	0.0	0.0	0.0	0.0	0.0	0.0	0.0	0.0	0.0	0.0
Diff and Other	-124.6	42.1	55.6	99.4	224.3	0.0	0.0	0.0	0.0	0.0	0.0	0.0	296.8
Process and Frac													
Pentanes Plus	0.9	0.0	0.9	1.4	0.3	0.0	0.0	0.0	0.0	0.0	0.0	0.0	3.5
Propane	0.0	0.0	0.0	0.0	0.0	0.0	0.0	0.0	0.0	0.0	0.0	0.0	0.0
Butanes	0.0	0.0	0.0	0.0	0.0	0.0	0.0	0.0	0.0	0.0	0.0	0.0	0.0
Ethane	0.0	0.0	0.0	0.0	0.0	0.0	0.0	0.0	0.0	0.0	0.0	0.0	0.0
NGL MIX	0.0	0.0	0.0	0.0	0.0	0.0	0.0	0.0	0.0	0.0	0.0	0.0	0.0
Sulphur	0.0	0.0	0.0	0.0	0.0	0.0	0.0	0.0	0.0	0.0	0.0	0.0	0.0
Sulphur Closing Inv	0.0	0.0	0.0	0.0	0.0	0.0	0.0	0.0	0.0	0.0	0.0	0.0	0.0

VPR6200

Facility ID ABGS0080024
Facility Licence # 27413

Facility Name FERRIER 12-33 GGS
Facility Operator ORL9 BAYTEX

Production Month	202001	202002	202003	202004	202005	202006	202007	202008	202009	202010	202011	202012	Totals
Receipts													
Receipts from Alberta Facilities	2,432.5	2,302.5	2,416.5	2,292.1	2,318.5	0.0	0.0	0.0	0.0	0.0	0.0	0.0	11,762.1
Receipts from Non-Alberta Facilities	0.0	0.0	0.0	0.0	0.0	0.0	0.0	0.0	0.0	0.0	0.0	0.0	0.0
Dispositions													
Disposition													
Battery	0.0	0.0	0.0	0.0	0.0	0.0	0.0	0.0	0.0	0.0	0.0	0.0	0.0
Gas Gathering System	2,240.6	2,119.4	2,203.3	2,116.2	2,140.4	0.0	0.0	0.0	0.0	0.0	0.0	0.0	10,819.9
Gas Plant	0.0	0.0	0.0	0.0	0.0	0.0	0.0	0.0	0.0	0.0	0.0	0.0	0.0
Injection Facility	0.0	0.0	0.0	0.0	0.0	0.0	0.0	0.0	0.0	0.0	0.0	0.0	0.0
Meter Station	0.0	0.0	0.0	0.0	0.0	0.0	0.0	0.0	0.0	0.0	0.0	0.0	0.0
Other	0.0	0.0	0.0	0.0	0.0	0.0	0.0	0.0	0.0	0.0	0.0	0.0	0.0
Alberta Commercial	0.0	0.0	0.0	0.0	0.0	0.0	0.0	0.0	0.0	0.0	0.0	0.0	0.0
Alberta Industrial	0.0	0.0	0.0	0.0	0.0	0.0	0.0	0.0	0.0	0.0	0.0	0.0	0.0
Alberta Residential	0.0	0.0	0.0	0.0	0.0	0.0	0.0	0.0	0.0	0.0	0.0	0.0	0.0
Alberta Elec.Generation	0.0	0.0	0.0	0.0	0.0	0.0	0.0	0.0	0.0	0.0	0.0	0.0	0.0
Shrinkage													
Acid Gas	0.0	0.0	0.0	0.0	0.0	0.0	0.0	0.0	0.0	0.0	0.0	0.0	0.0
Other products	4.8	0.9	0.8	0.0	2.0	0.0	0.0	0.0	0.0	0.0	0.0	0.0	8.5
Fuel	190.2	181.5	212.1	174.5	176.7	0.0	0.0	0.0	0.0	0.0	0.0	0.0	935.0
Flared	1.7	1.6	1.1	1.4	1.4	0.0	0.0	0.0	0.0	0.0	0.0	0.0	7.2
Vented	0.0	0.0	0.0	0.0	0.0	0.0	0.0	0.0	0.0	0.0	0.0	0.0	0.0
Diff and Other	-4.8	-0.9	-0.8	0.0	-2.0	0.0	0.0	0.0	0.0	0.0	0.0	0.0	-8.5
Process and Frac													
Pentanes Plus	23.4	4.5	4.1	0.0	9.5	0.0	0.0	0.0	0.0	0.0	0.0	0.0	41.5
Propane	0.0	0.0	0.0	0.0	0.0	0.0	0.0	0.0	0.0	0.0	0.0	0.0	0.0
Butanes	0.0	0.0	0.0	0.0	0.0	0.0	0.0	0.0	0.0	0.0	0.0	0.0	0.0
Ethane	0.0	0.0	0.0	0.0	0.0	0.0	0.0	0.0	0.0	0.0	0.0	0.0	0.0
NGL MIX	0.0	0.0	0.0	0.0	0.0	0.0	0.0	0.0	0.0	0.0	0.0	0.0	0.0
Sulphur	0.0	0.0	0.0	0.0	0.0	0.0	0.0	0.0	0.0	0.0	0.0	0.0	0.0
Sulphur Closing Inv	0.0	0.0	0.0	0.0	0.0	0.0	0.0	0.0	0.0	0.0	0.0	0.0	0.0

Unit of Measurement: Gas and Gas equivalent products: 1000m3, Liquids: m3, Sulphur: MTS

VPR6200

Facility ID ABGS0080626
Facility Licence # 23792

Facility Name HOADLEY NORTH 6-2-45-2W5
Facility Operator OHE9 CNRL

Production Month	202001	202002	202003	202004	202005	202006	202007	202008	202009	202010	202011	202012	Totals
Receipts													
Receipts from Alberta Facilities	9,238.8	8,958.3	9,399.3	8,912.1	8,954.2	0.0	0.0	0.0	0.0	0.0	0.0	0.0	45,462.7
Receipts from Non-Alberta Facilities	0.0	0.0	0.0	0.0	0.0	0.0	0.0	0.0	0.0	0.0	0.0	0.0	0.0
Dispositions													
Disposition													
Battery	61.8	57.6	60.8	60.3	69.6	0.0	0.0	0.0	0.0	0.0	0.0	0.0	310.1
Gas Gathering System	0.0	0.0	0.0	0.0	0.0	0.0	0.0	0.0	0.0	0.0	0.0	0.0	0.0
Gas Plant	9,216.2	9,012.0	9,430.9	8,989.2	8,904.9	0.0	0.0	0.0	0.0	0.0	0.0	0.0	45,553.2
Injection Facility	0.0	0.0	0.0	0.0	0.0	0.0	0.0	0.0	0.0	0.0	0.0	0.0	0.0
Meter Station	0.0	0.0	0.0	0.0	0.0	0.0	0.0	0.0	0.0	0.0	0.0	0.0	0.0
Other	0.0	0.0	0.0	0.0	0.0	0.0	0.0	0.0	0.0	0.0	0.0	0.0	0.0
Alberta Commercial	0.0	0.0	0.0	0.0	0.0	0.0	0.0	0.0	0.0	0.0	0.0	0.0	0.0
Alberta Industrial	0.0	0.0	0.0	0.0	0.0	0.0	0.0	0.0	0.0	0.0	0.0	0.0	0.0
Alberta Residential	0.0	0.0	0.0	0.0	0.0	0.0	0.0	0.0	0.0	0.0	0.0	0.0	0.0
Alberta Elec.Generation	0.0	0.0	0.0	0.0	0.0	0.0	0.0	0.0	0.0	0.0	0.0	0.0	0.0
Shrinkage													
Acid Gas	0.0	0.0	0.0	0.0	0.0	0.0	0.0	0.0	0.0	0.0	0.0	0.0	0.0
Other products	4.3	3.5	3.7	4.8	1.7	0.0	0.0	0.0	0.0	0.0	0.0	0.0	18.0
Fuel	0.0	0.0	0.0	0.0	0.0	0.0	0.0	0.0	0.0	0.0	0.0	0.0	0.0
Flared	0.0	0.0	0.0	0.0	0.0	0.0	0.0	0.0	0.0	0.0	0.0	0.0	0.0
Vented	0.0	0.0	0.0	0.0	0.0	0.0	0.0	0.0	0.0	0.0	0.0	0.0	0.0
Diff and Other	-43.5	-114.8	-96.1	-142.2	-22.0	0.0	0.0	0.0	0.0	0.0	0.0	0.0	-418.6
Process and Frac													
Pentanes Plus	20.9	16.8	17.9	23.4	8.2	0.0	0.0	0.0	0.0	0.0	0.0	0.0	87.2
Propane	0.0	0.0	0.0	0.0	0.0	0.0	0.0	0.0	0.0	0.0	0.0	0.0	0.0
Butanes	0.0	0.0	0.0	0.0	0.0	0.0	0.0	0.0	0.0	0.0	0.0	0.0	0.0
Ethane	0.0	0.0	0.0	0.0	0.0	0.0	0.0	0.0	0.0	0.0	0.0	0.0	0.0
NGL MIX	0.0	0.0	0.0	0.0	0.0	0.0	0.0	0.0	0.0	0.0	0.0	0.0	0.0
Sulphur	0.0	0.0	0.0	0.0	0.0	0.0	0.0	0.0	0.0	0.0	0.0	0.0	0.0
Sulphur Closing Inv	0.0	0.0	0.0	0.0	0.0	0.0	0.0	0.0	0.0	0.0	0.0	0.0	0.0

Unit of Measurement: Gas and Gas equivalent products: 1000m3, Liquids: m3, Sulphur: MTS

VPR6200

Facility ID ABGS0080650

Facility Name WESTEROSE 00/3-9-46-1W5 GAS GATHERIN

Facility Licence # 29302

Facility Operator A2PH JOURNEY

Production Month	202001	202002	202003	202004	202005	202006	202007	202008	202009	202010	202011	202012	Totals
Receipts													
Receipts from Alberta Facilities	297.8	352.6	343.3	439.9	404.1	0.0	0.0	0.0	0.0	0.0	0.0	0.0	1,837.7
Receipts from Non-Alberta Facilities	0.0	0.0	0.0	0.0	0.0	0.0	0.0	0.0	0.0	0.0	0.0	0.0	0.0
Dispositions													
Disposition													
Battery	0.0	0.0	0.0	0.0	0.0	0.0	0.0	0.0	0.0	0.0	0.0	0.0	0.0
Gas Gathering System	286.6	343.9	317.7	383.0	375.3	0.0	0.0	0.0	0.0	0.0	0.0	0.0	1,706.5
Gas Plant	0.0	0.0	0.0	0.0	0.0	0.0	0.0	0.0	0.0	0.0	0.0	0.0	0.0
Injection Facility	0.0	0.0	0.0	0.0	0.0	0.0	0.0	0.0	0.0	0.0	0.0	0.0	0.0
Meter Station	0.0	0.0	0.0	0.0	0.0	0.0	0.0	0.0	0.0	0.0	0.0	0.0	0.0
Other	0.0	0.0	0.0	0.0	0.0	0.0	0.0	0.0	0.0	0.0	0.0	0.0	0.0
Alberta Commercial	0.0	0.0	0.0	0.0	0.0	0.0	0.0	0.0	0.0	0.0	0.0	0.0	0.0
Alberta Industrial	0.0	0.0	0.0	0.0	0.0	0.0	0.0	0.0	0.0	0.0	0.0	0.0	0.0
Alberta Residential	0.0	0.0	0.0	0.0	0.0	0.0	0.0	0.0	0.0	0.0	0.0	0.0	0.0
Alberta Elec.Generation	0.0	0.0	0.0	0.0	0.0	0.0	0.0	0.0	0.0	0.0	0.0	0.0	0.0
Shrinkage													
Acid Gas	0.0	0.0	0.0	0.0	0.0	0.0	0.0	0.0	0.0	0.0	0.0	0.0	0.0
Other products	0.6	0.0	0.0	0.0	0.0	0.0	0.0	0.0	0.0	0.0	0.0	0.0	0.6
Fuel	10.3	0.2	25.6	26.9	28.8	0.0	0.0	0.0	0.0	0.0	0.0	0.0	91.8
Flared	0.0	0.0	0.0	0.0	0.0	0.0	0.0	0.0	0.0	0.0	0.0	0.0	0.0
Vented	0.0	0.0	0.0	0.0	0.0	0.0	0.0	0.0	0.0	0.0	0.0	0.0	0.0
Diff and Other	0.3	8.5	0.0	30.0	0.0	0.0	0.0	0.0	0.0	0.0	0.0	0.0	38.8
Process and Frac													
Pentanes Plus	3.1	0.0	0.0	0.0	0.0	0.0	0.0	0.0	0.0	0.0	0.0	0.0	3.1
Propane	0.0	0.0	0.0	0.0	0.0	0.0	0.0	0.0	0.0	0.0	0.0	0.0	0.0
Butanes	0.0	0.0	0.0	0.0	0.0	0.0	0.0	0.0	0.0	0.0	0.0	0.0	0.0
Ethane	0.0	0.0	0.0	0.0	0.0	0.0	0.0	0.0	0.0	0.0	0.0	0.0	0.0
NGL MIX	0.0	0.0	0.0	0.0	0.0	0.0	0.0	0.0	0.0	0.0	0.0	0.0	0.0
Sulphur	0.0	0.0	0.0	0.0	0.0	0.0	0.0	0.0	0.0	0.0	0.0	0.0	0.0
Sulphur Closing Inv	0.0	0.0	0.0	0.0	0.0	0.0	0.0	0.0	0.0	0.0	0.0	0.0	0.0

Unit of Measurement: Gas and Gas equivalent products: 1000m3, Liquids: m3, Sulphur: MTS

VPR6200

Facility ID ABGS0080687

Facility Name Wild River 11-16-055-24 W5 GGS

Facility Licence # 44260

Facility Operator A573 TOURMALINE

Production Month	202001	202002	202003	202004	202005	202006	202007	202008	202009	202010	202011	202012	Totals
Receipts													
Receipts from Alberta Facilities	91,082.3	73,931.9	76,246.0	72,788.4	72,890.0	0.0	0.0	0.0	0.0	0.0	0.0	0.0	386,938.6
Receipts from Non-Alberta Facilities	0.0	0.0	0.0	0.0	0.0	0.0	0.0	0.0	0.0	0.0	0.0	0.0	0.0
Dispositions													
Disposition													
Battery	0.0	0.0	0.0	0.0	0.0	0.0	0.0	0.0	0.0	0.0	0.0	0.0	0.0
Gas Gathering System	0.0	0.0	0.0	0.0	0.0	0.0	0.0	0.0	0.0	0.0	0.0	0.0	0.0
Gas Plant	89,139.2	72,250.4	74,350.9	70,978.2	71,215.3	0.0	0.0	0.0	0.0	0.0	0.0	0.0	377,934.0
Injection Facility	0.0	0.0	0.0	0.0	0.0	0.0	0.0	0.0	0.0	0.0	0.0	0.0	0.0
Meter Station	0.0	0.0	0.0	0.0	0.0	0.0	0.0	0.0	0.0	0.0	0.0	0.0	0.0
Other	0.0	0.0	0.0	0.0	0.0	0.0	0.0	0.0	0.0	0.0	0.0	0.0	0.0
Alberta Commercial	0.0	0.0	0.0	0.0	0.0	0.0	0.0	0.0	0.0	0.0	0.0	0.0	0.0
Alberta Industrial	0.0	0.0	0.0	0.0	0.0	0.0	0.0	0.0	0.0	0.0	0.0	0.0	0.0
Alberta Residential	0.0	0.0	0.0	0.0	0.0	0.0	0.0	0.0	0.0	0.0	0.0	0.0	0.0
Alberta Elec.Generation	0.0	0.0	0.0	0.0	0.0	0.0	0.0	0.0	0.0	0.0	0.0	0.0	0.0
Shrinkage													
Acid Gas	0.0	0.0	0.0	0.0	0.0	0.0	0.0	0.0	0.0	0.0	0.0	0.0	0.0
Other products	419.5	367.9	348.1	382.7	344.7	0.0	0.0	0.0	0.0	0.0	0.0	0.0	1,862.9
Fuel	1,942.4	1,681.3	1,894.9	1,808.6	1,673.4	0.0	0.0	0.0	0.0	0.0	0.0	0.0	9,000.6
Flared	0.3	0.1	0.0	0.3	0.1	0.0	0.0	0.0	0.0	0.0	0.0	0.0	0.8
Vented	0.4	0.1	0.2	1.3	1.2	0.0	0.0	0.0	0.0	0.0	0.0	0.0	3.2
Diff and Other	-419.5	-367.9	-348.1	-382.7	-344.7	0.0	0.0	0.0	0.0	0.0	0.0	0.0	-1,862.9
Process and Frac													
Pentanes Plus	2,030.0	1,780.3	1,684.3	1,851.8	1,667.7	0.0	0.0	0.0	0.0	0.0	0.0	0.0	9,014.1
Propane	0.0	0.0	0.0	0.0	0.0	0.0	0.0	0.0	0.0	0.0	0.0	0.0	0.0
Butanes	0.0	0.0	0.0	0.0	0.0	0.0	0.0	0.0	0.0	0.0	0.0	0.0	0.0
Ethane	0.0	0.0	0.0	0.0	0.0	0.0	0.0	0.0	0.0	0.0	0.0	0.0	0.0
NGL MIX	0.0	0.0	0.0	0.0	0.0	0.0	0.0	0.0	0.0	0.0	0.0	0.0	0.0
Sulphur	0.0	0.0	0.0	0.0	0.0	0.0	0.0	0.0	0.0	0.0	0.0	0.0	0.0
Sulphur Closing Inv	0.0	0.0	0.0	0.0	0.0	0.0	0.0	0.0	0.0	0.0	0.0	0.0	0.0

Unit of Measurement: Gas and Gas equivalent products: 1000m3, Liquids: m3, Sulphur: MTS

VPR6200

Facility ID ABGS0080737
Facility Licence # 28967

Facility Name PEMBINA 7-31-48-8W5 COMPRESSOR
Facility Operator A5D4 CVE

Production Month	202001	202002	202003	202004	202005	202006	202007	202008	202009	202010	202011	202012	Totals
Receipts													
Receipts from Alberta Facilities	646.9	635.7	682.6	577.1	623.6	0.0	0.0	0.0	0.0	0.0	0.0	0.0	3,165.9
Receipts from Non-Alberta Facilities	0.0	0.0	0.0	0.0	0.0	0.0	0.0	0.0	0.0	0.0	0.0	0.0	0.0
Dispositions													
Disposition													
Battery	0.0	0.0	0.0	0.0	0.0	0.0	0.0	0.0	0.0	0.0	0.0	0.0	0.0
Gas Gathering System	637.6	626.3	672.1	532.5	580.6	0.0	0.0	0.0	0.0	0.0	0.0	0.0	3,049.1
Gas Plant	0.0	0.0	0.0	0.0	0.0	0.0	0.0	0.0	0.0	0.0	0.0	0.0	0.0
Injection Facility	0.0	0.0	0.0	0.0	0.0	0.0	0.0	0.0	0.0	0.0	0.0	0.0	0.0
Meter Station	0.0	0.0	0.0	0.0	0.0	0.0	0.0	0.0	0.0	0.0	0.0	0.0	0.0
Other	0.0	0.0	0.0	0.0	0.0	0.0	0.0	0.0	0.0	0.0	0.0	0.0	0.0
Alberta Commercial	0.0	0.0	0.0	0.0	0.0	0.0	0.0	0.0	0.0	0.0	0.0	0.0	0.0
Alberta Industrial	0.0	0.0	0.0	0.0	0.0	0.0	0.0	0.0	0.0	0.0	0.0	0.0	0.0
Alberta Residential	0.0	0.0	0.0	0.0	0.0	0.0	0.0	0.0	0.0	0.0	0.0	0.0	0.0
Alberta Elec.Generation	0.0	0.0	0.0	0.0	0.0	0.0	0.0	0.0	0.0	0.0	0.0	0.0	0.0
Shrinkage													
Acid Gas	0.0	0.0	0.0	0.0	0.0	0.0	0.0	0.0	0.0	0.0	0.0	0.0	0.0
Other products	2.3	0.7	0.9	0.0	2.0	0.0	0.0	0.0	0.0	0.0	0.0	0.0	5.9
Fuel	2.3	2.9	3.5	37.8	36.0	0.0	0.0	0.0	0.0	0.0	0.0	0.0	82.5
Flared	0.0	0.0	0.0	0.0	0.0	0.0	0.0	0.0	0.0	0.0	0.0	0.0	0.0
Vented	7.0	6.5	7.0	6.8	7.0	0.0	0.0	0.0	0.0	0.0	0.0	0.0	34.3
Diff and Other	-2.3	-0.7	-0.9	0.0	-2.0	0.0	0.0	0.0	0.0	0.0	0.0	0.0	-5.9
Process and Frac													
Pentanes Plus	11.3	3.5	4.3	0.0	9.9	0.0	0.0	0.0	0.0	0.0	0.0	0.0	29.0
Propane	0.0	0.0	0.0	0.0	0.0	0.0	0.0	0.0	0.0	0.0	0.0	0.0	0.0
Butanes	0.0	0.0	0.0	0.0	0.0	0.0	0.0	0.0	0.0	0.0	0.0	0.0	0.0
Ethane	0.0	0.0	0.0	0.0	0.0	0.0	0.0	0.0	0.0	0.0	0.0	0.0	0.0
NGL MIX	0.0	0.0	0.0	0.0	0.0	0.0	0.0	0.0	0.0	0.0	0.0	0.0	0.0
Sulphur	0.0	0.0	0.0	0.0	0.0	0.0	0.0	0.0	0.0	0.0	0.0	0.0	0.0
Sulphur Closing Inv	0.0	0.0	0.0	0.0	0.0	0.0	0.0	0.0	0.0	0.0	0.0	0.0	0.0

Unit of Measurement: Gas and Gas equivalent products: 1000m3, Liquids: m3, Sulphur: MTS

VPR6200

Facility ID ABGS0081370

Facility Name NRK NORTH FERRIER 5-10-42-9- W5 GGS

Facility Licence # 31327

Facility Operator A2TG TQN

Production Month	202001	202002	202003	202004	202005	202006	202007	202008	202009	202010	202011	202012	Totals
Receipts													
Receipts from Alberta Facilities	3,548.7	3,318.8	3,638.4	3,530.1	3,667.8	0.0	0.0	0.0	0.0	0.0	0.0	0.0	17,703.8
Receipts from Non-Alberta Facilities	0.0	0.0	0.0	0.0	0.0	0.0	0.0	0.0	0.0	0.0	0.0	0.0	0.0
Dispositions													
Disposition													
Battery	0.0	0.0	0.0	0.0	0.0	0.0	0.0	0.0	0.0	0.0	0.0	0.0	0.0
Gas Gathering System	3,367.0	3,162.6	3,616.0	3,422.7	3,575.8	0.0	0.0	0.0	0.0	0.0	0.0	0.0	17,144.1
Gas Plant	0.0	0.0	0.0	0.0	0.0	0.0	0.0	0.0	0.0	0.0	0.0	0.0	0.0
Injection Facility	0.0	0.0	0.0	0.0	0.0	0.0	0.0	0.0	0.0	0.0	0.0	0.0	0.0
Meter Station	0.0	0.0	0.0	0.0	0.0	0.0	0.0	0.0	0.0	0.0	0.0	0.0	0.0
Other	0.0	0.0	0.0	0.0	0.0	0.0	0.0	0.0	0.0	0.0	0.0	0.0	0.0
Alberta Commercial	0.0	0.0	0.0	0.0	0.0	0.0	0.0	0.0	0.0	0.0	0.0	0.0	0.0
Alberta Industrial	0.0	0.0	0.0	0.0	0.0	0.0	0.0	0.0	0.0	0.0	0.0	0.0	0.0
Alberta Residential	0.0	0.0	0.0	0.0	0.0	0.0	0.0	0.0	0.0	0.0	0.0	0.0	0.0
Alberta Elec.Generation	0.0	0.0	0.0	0.0	0.0	0.0	0.0	0.0	0.0	0.0	0.0	0.0	0.0
Shrinkage													
Acid Gas	0.0	0.0	0.0	0.0	0.0	0.0	0.0	0.0	0.0	0.0	0.0	0.0	0.0
Other products	5.5	0.0	1.0	0.0	0.0	0.0	0.0	0.0	0.0	0.0	0.0	0.0	6.5
Fuel	115.7	111.0	125.6	122.3	122.7	0.0	0.0	0.0	0.0	0.0	0.0	0.0	597.3
Flared	0.6	0.2	0.2	0.2	0.2	0.0	0.0	0.0	0.0	0.0	0.0	0.0	1.4
Vented	0.4	0.0	0.0	0.0	0.0	0.0	0.0	0.0	0.0	0.0	0.0	0.0	0.4
Diff and Other	59.5	45.0	-104.4	-15.1	-30.9	0.0	0.0	0.0	0.0	0.0	0.0	0.0	-45.9
Process and Frac													
Pentanes Plus	26.6	0.1	4.6	0.0	0.0	0.0	0.0	0.0	0.0	0.0	0.0	0.0	31.3
Propane	0.0	0.0	0.0	0.0	0.0	0.0	0.0	0.0	0.0	0.0	0.0	0.0	0.0
Butanes	0.0	0.0	0.0	0.0	0.0	0.0	0.0	0.0	0.0	0.0	0.0	0.0	0.0
Ethane	0.0	0.0	0.0	0.0	0.0	0.0	0.0	0.0	0.0	0.0	0.0	0.0	0.0
NGL MIX	0.0	0.0	0.0	0.0	0.0	0.0	0.0	0.0	0.0	0.0	0.0	0.0	0.0
Sulphur	0.0	0.0	0.0	0.0	0.0	0.0	0.0	0.0	0.0	0.0	0.0	0.0	0.0
Sulphur Closing Inv	0.0	0.0	0.0	0.0	0.0	0.0	0.0	0.0	0.0	0.0	0.0	0.0	0.0

Unit of Measurement: Gas and Gas equivalent products: 1000m3, Liquids: m3, Sulphur: MTS

VPR6200

Facility ID ABGS0082023

Facility Name MERIDIAN 08-04-44-07 W5M

Facility Licence # 31731

Facility Operator A5E0 BELLATRIX

Production Month	202001	202002	202003	202004	202005	202006	202007	202008	202009	202010	202011	202012	Totals
Receipts													
Receipts from Alberta Facilities	4,739.4	5,071.0	5,921.1	5,604.9	6,126.7	0.0	0.0	0.0	0.0	0.0	0.0	0.0	27,463.1
Receipts from Non-Alberta Facilities	0.0	0.0	0.0	0.0	0.0	0.0	0.0	0.0	0.0	0.0	0.0	0.0	0.0
Dispositions													
Disposition													
Battery	0.0	0.0	0.0	0.0	0.0	0.0	0.0	0.0	0.0	0.0	0.0	0.0	0.0
Gas Gathering System	4,311.8	4,813.9	5,717.9	5,409.0	5,838.2	0.0	0.0	0.0	0.0	0.0	0.0	0.0	26,090.8
Gas Plant	0.0	0.0	0.0	0.0	0.0	0.0	0.0	0.0	0.0	0.0	0.0	0.0	0.0
Injection Facility	0.0	0.0	0.0	0.0	0.0	0.0	0.0	0.0	0.0	0.0	0.0	0.0	0.0
Meter Station	0.0	0.0	0.0	0.0	0.0	0.0	0.0	0.0	0.0	0.0	0.0	0.0	0.0
Other	0.0	0.0	0.0	0.0	0.0	0.0	0.0	0.0	0.0	0.0	0.0	0.0	0.0
Alberta Commercial	0.0	0.0	0.0	0.0	0.0	0.0	0.0	0.0	0.0	0.0	0.0	0.0	0.0
Alberta Industrial	0.0	0.0	0.0	0.0	0.0	0.0	0.0	0.0	0.0	0.0	0.0	0.0	0.0
Alberta Residential	0.0	0.0	0.0	0.0	0.0	0.0	0.0	0.0	0.0	0.0	0.0	0.0	0.0
Alberta Elec.Generation	0.0	0.0	0.0	0.0	0.0	0.0	0.0	0.0	0.0	0.0	0.0	0.0	0.0
Shrinkage													
Acid Gas	0.0	0.0	0.0	0.0	0.0	0.0	0.0	0.0	0.0	0.0	0.0	0.0	0.0
Other products	10.7	5.4	0.9	2.4	13.0	0.0	0.0	0.0	0.0	0.0	0.0	0.0	32.4
Fuel	279.6	279.6	329.6	325.2	340.0	0.0	0.0	0.0	0.0	0.0	0.0	0.0	1,554.0
Flared	6.3	4.2	4.7	5.5	5.8	0.0	0.0	0.0	0.0	0.0	0.0	0.0	26.5
Vented	11.2	8.7	12.5	8.2	9.2	0.0	0.0	0.0	0.0	0.0	0.0	0.0	49.8
Diff and Other	119.8	-40.8	-144.5	-145.4	-79.5	0.0	0.0	0.0	0.0	0.0	0.0	0.0	-290.4
Process and Frac													
Pentanes Plus	51.8	26.2	4.5	11.5	62.7	0.0	0.0	0.0	0.0	0.0	0.0	0.0	156.7
Propane	0.0	0.0	0.0	0.0	0.0	0.0	0.0	0.0	0.0	0.0	0.0	0.0	0.0
Butanes	0.0	0.0	0.0	0.0	0.0	0.0	0.0	0.0	0.0	0.0	0.0	0.0	0.0
Ethane	0.0	0.0	0.0	0.0	0.0	0.0	0.0	0.0	0.0	0.0	0.0	0.0	0.0
NGL MIX	0.0	0.0	0.0	0.0	0.0	0.0	0.0	0.0	0.0	0.0	0.0	0.0	0.0
Sulphur	0.0	0.0	0.0	0.0	0.0	0.0	0.0	0.0	0.0	0.0	0.0	0.0	0.0
Sulphur Closing Inv	0.0	0.0	0.0	0.0	0.0	0.0	0.0	0.0	0.0	0.0	0.0	0.0	0.0

Unit of Measurement: Gas and Gas equivalent products: 1000m3, Liquids: m3, Sulphur: MTS

VPR6200

Facility ID ABGS0082024

Facility Name MERIDIAN 08-14-44-07 W5M

Facility Licence # 31909

Facility Operator A5E0 BELLATRIX

Production Month	202001	202002	202003	202004	202005	202006	202007	202008	202009	202010	202011	202012	Totals
Receipts													
Receipts from Alberta Facilities	694.7	636.4	357.8	0.0	0.0	0.0	0.0	0.0	0.0	0.0	0.0	0.0	1,688.9
Receipts from Non-Alberta Facilities	0.0	0.0	0.0	0.0	0.0	0.0	0.0	0.0	0.0	0.0	0.0	0.0	0.0
Dispositions													
Disposition													
Battery	0.0	0.0	0.0	0.0	0.0	0.0	0.0	0.0	0.0	0.0	0.0	0.0	0.0
Gas Gathering System	652.1	599.5	326.7	0.0	0.0	0.0	0.0	0.0	0.0	0.0	0.0	0.0	1,578.3
Gas Plant	0.0	0.0	0.0	0.0	0.0	0.0	0.0	0.0	0.0	0.0	0.0	0.0	0.0
Injection Facility	0.0	0.0	0.0	0.0	0.0	0.0	0.0	0.0	0.0	0.0	0.0	0.0	0.0
Meter Station	0.0	0.0	0.0	0.0	0.0	0.0	0.0	0.0	0.0	0.0	0.0	0.0	0.0
Other	0.0	0.0	0.0	0.0	0.0	0.0	0.0	0.0	0.0	0.0	0.0	0.0	0.0
Alberta Commercial	0.0	0.0	0.0	0.0	0.0	0.0	0.0	0.0	0.0	0.0	0.0	0.0	0.0
Alberta Industrial	0.0	0.0	0.0	0.0	0.0	0.0	0.0	0.0	0.0	0.0	0.0	0.0	0.0
Alberta Residential	0.0	0.0	0.0	0.0	0.0	0.0	0.0	0.0	0.0	0.0	0.0	0.0	0.0
Alberta Elec.Generation	0.0	0.0	0.0	0.0	0.0	0.0	0.0	0.0	0.0	0.0	0.0	0.0	0.0
Shrinkage													
Acid Gas	0.0	0.0	0.0	0.0	0.0	0.0	0.0	0.0	0.0	0.0	0.0	0.0	0.0
Other products	6.9	5.6	4.3	0.0	0.0	0.0	0.0	0.0	0.0	0.0	0.0	0.0	16.8
Fuel	37.9	36.0	22.4	0.0	0.0	0.0	0.0	0.0	0.0	0.0	0.0	0.0	96.3
Flared	11.4	8.7	4.9	0.0	0.0	0.0	0.0	0.0	0.0	0.0	0.0	0.0	25.0
Vented	5.6	5.0	3.3	0.0	0.0	0.0	0.0	0.0	0.0	0.0	0.0	0.0	13.9
Diff and Other	-19.2	-18.4	-3.8	0.0	0.0	0.0	0.0	0.0	0.0	0.0	0.0	0.0	-41.4
Process and Frac													
Pentanes Plus	33.4	27.1	21.0	0.0	0.0	0.0	0.0	0.0	0.0	0.0	0.0	0.0	81.5
Propane	0.0	0.0	0.0	0.0	0.0	0.0	0.0	0.0	0.0	0.0	0.0	0.0	0.0
Butanes	0.0	0.0	0.0	0.0	0.0	0.0	0.0	0.0	0.0	0.0	0.0	0.0	0.0
Ethane	0.0	0.0	0.0	0.0	0.0	0.0	0.0	0.0	0.0	0.0	0.0	0.0	0.0
NGL MIX	0.0	0.0	0.0	0.0	0.0	0.0	0.0	0.0	0.0	0.0	0.0	0.0	0.0
Sulphur	0.0	0.0	0.0	0.0	0.0	0.0	0.0	0.0	0.0	0.0	0.0	0.0	0.0
Sulphur Closing Inv	0.0	0.0	0.0	0.0	0.0	0.0	0.0	0.0	0.0	0.0	0.0	0.0	0.0

Unit of Measurement: Gas and Gas equivalent products: 1000m3, Liquids: m3, Sulphur: MTS

VPR6200

Facility ID ABGS0082885
Facility Licence # 31481

Facility Name GOLD CREEK 15-19-066-04W6 GGS
Facility Operator OAW4 PARA

Production Month	202001	202002	202003	202004	202005	202006	202007	202008	202009	202010	202011	202012	Totals
Receipts													
Receipts from Alberta Facilities	5,626.0	5,087.5	6,697.6	5,661.9	4,071.5	0.0	0.0	0.0	0.0	0.0	0.0	0.0	27,144.5
Receipts from Non-Alberta Facilities	0.0	0.0	0.0	0.0	0.0	0.0	0.0	0.0	0.0	0.0	0.0	0.0	0.0
Dispositions													
Disposition													
Battery	0.0	0.0	0.0	0.0	0.0	0.0	0.0	0.0	0.0	0.0	0.0	0.0	0.0
Gas Gathering System	5,241.0	4,739.4	6,264.3	5,319.5	3,785.1	0.0	0.0	0.0	0.0	0.0	0.0	0.0	25,349.3
Gas Plant	0.0	0.0	0.0	0.0	0.0	0.0	0.0	0.0	0.0	0.0	0.0	0.0	0.0
Injection Facility	0.0	0.0	0.0	0.0	0.0	0.0	0.0	0.0	0.0	0.0	0.0	0.0	0.0
Meter Station	0.0	0.0	0.0	0.0	0.0	0.0	0.0	0.0	0.0	0.0	0.0	0.0	0.0
Other	121.1	100.5	161.4	107.1	70.9	0.0	0.0	0.0	0.0	0.0	0.0	0.0	561.0
Alberta Commercial	0.0	0.0	0.0	0.0	0.0	0.0	0.0	0.0	0.0	0.0	0.0	0.0	0.0
Alberta Industrial	0.0	0.0	0.0	0.0	0.0	0.0	0.0	0.0	0.0	0.0	0.0	0.0	0.0
Alberta Residential	0.0	0.0	0.0	0.0	0.0	0.0	0.0	0.0	0.0	0.0	0.0	0.0	0.0
Alberta Elec.Generation	0.0	0.0	0.0	0.0	0.0	0.0	0.0	0.0	0.0	0.0	0.0	0.0	0.0
Shrinkage													
Acid Gas	0.0	0.0	0.0	0.0	0.0	0.0	0.0	0.0	0.0	0.0	0.0	0.0	0.0
Other products	9.2	9.7	11.3	5.0	5.6	0.0	0.0	0.0	0.0	0.0	0.0	0.0	40.8
Fuel	250.7	233.8	255.8	228.2	207.5	0.0	0.0	0.0	0.0	0.0	0.0	0.0	1,176.0
Flared	0.1	0.0	0.0	0.0	0.0	0.0	0.0	0.0	0.0	0.0	0.0	0.0	0.1
Vented	7.0	7.4	8.6	3.8	4.3	0.0	0.0	0.0	0.0	0.0	0.0	0.0	31.1
Diff and Other	-3.1	-3.3	-3.8	-1.7	-1.9	0.0	0.0	0.0	0.0	0.0	0.0	0.0	-13.8
Process and Frac													
Pentanes Plus	44.4	46.9	54.8	24.0	27.3	0.0	0.0	0.0	0.0	0.0	0.0	0.0	197.4
Propane	0.0	0.0	0.0	0.0	0.0	0.0	0.0	0.0	0.0	0.0	0.0	0.0	0.0
Butanes	0.0	0.0	0.0	0.0	0.0	0.0	0.0	0.0	0.0	0.0	0.0	0.0	0.0
Ethane	0.0	0.0	0.0	0.0	0.0	0.0	0.0	0.0	0.0	0.0	0.0	0.0	0.0
NGL MIX	0.0	0.0	0.0	0.0	0.0	0.0	0.0	0.0	0.0	0.0	0.0	0.0	0.0
Sulphur	0.0	0.0	0.0	0.0	0.0	0.0	0.0	0.0	0.0	0.0	0.0	0.0	0.0
Sulphur Closing Inv	0.0	0.0	0.0	0.0	0.0	0.0	0.0	0.0	0.0	0.0	0.0	0.0	0.0

Unit of Measurement: Gas and Gas equivalent products: 1000m3, Liquids: m3, Sulphur: MTS

VPR6200

Facility ID ABGS0083849

Facility Name EDSON 6-25-054-21W5 W SUNDANCE GGS

Facility Licence # 12496

Facility Operator 0039 ROGCI

Production Month	202001	202002	202003	202004	202005	202006	202007	202008	202009	202010	202011	202012	Totals
Receipts													
Receipts from Alberta Facilities	3,215.7	3,112.3	3,239.2	3,223.4	3,288.8	0.0	0.0	0.0	0.0	0.0	0.0	0.0	16,079.4
Receipts from Non-Alberta Facilities	0.0	0.0	0.0	0.0	0.0	0.0	0.0	0.0	0.0	0.0	0.0	0.0	0.0
Dispositions													
Disposition													
Battery	0.0	0.0	0.0	0.0	0.0	0.0	0.0	0.0	0.0	0.0	0.0	0.0	0.0
Gas Gathering System	2,959.2	2,894.2	3,068.7	2,896.5	3,062.5	0.0	0.0	0.0	0.0	0.0	0.0	0.0	14,881.1
Gas Plant	0.0	0.0	0.0	0.0	0.0	0.0	0.0	0.0	0.0	0.0	0.0	0.0	0.0
Injection Facility	0.0	0.0	0.0	0.0	0.0	0.0	0.0	0.0	0.0	0.0	0.0	0.0	0.0
Meter Station	0.0	0.0	0.0	0.0	0.0	0.0	0.0	0.0	0.0	0.0	0.0	0.0	0.0
Other	0.0	0.0	0.0	0.0	0.0	0.0	0.0	0.0	0.0	0.0	0.0	0.0	0.0
Alberta Commercial	0.0	0.0	0.0	0.0	0.0	0.0	0.0	0.0	0.0	0.0	0.0	0.0	0.0
Alberta Industrial	0.0	0.0	0.0	0.0	0.0	0.0	0.0	0.0	0.0	0.0	0.0	0.0	0.0
Alberta Residential	0.0	0.0	0.0	0.0	0.0	0.0	0.0	0.0	0.0	0.0	0.0	0.0	0.0
Alberta Elec.Generation	0.0	0.0	0.0	0.0	0.0	0.0	0.0	0.0	0.0	0.0	0.0	0.0	0.0
Shrinkage													
Acid Gas	0.0	0.0	0.0	0.0	0.0	0.0	0.0	0.0	0.0	0.0	0.0	0.0	0.0
Other products	11.4	13.5	18.7	21.2	12.8	0.0	0.0	0.0	0.0	0.0	0.0	0.0	77.6
Fuel	182.7	208.0	115.3	255.8	194.5	0.0	0.0	0.0	0.0	0.0	0.0	0.0	956.3
Flared	0.0	0.0	0.0	0.0	0.0	0.0	0.0	0.0	0.0	0.0	0.0	0.0	0.0
Vented	0.8	0.8	0.8	0.9	0.8	0.0	0.0	0.0	0.0	0.0	0.0	0.0	4.1
Diff and Other	61.6	-4.2	35.7	49.0	18.2	0.0	0.0	0.0	0.0	0.0	0.0	0.0	160.3
Process and Frac													
Pentanes Plus	55.4	65.4	90.7	102.8	61.7	0.0	0.0	0.0	0.0	0.0	0.0	0.0	376.0
Propane	0.0	0.0	0.0	0.0	0.0	0.0	0.0	0.0	0.0	0.0	0.0	0.0	0.0
Butanes	0.0	0.0	0.0	0.0	0.0	0.0	0.0	0.0	0.0	0.0	0.0	0.0	0.0
Ethane	0.0	0.0	0.0	0.0	0.0	0.0	0.0	0.0	0.0	0.0	0.0	0.0	0.0
NGL MIX	0.0	0.0	0.0	0.0	0.0	0.0	0.0	0.0	0.0	0.0	0.0	0.0	0.0
Sulphur	0.0	0.0	0.0	0.0	0.0	0.0	0.0	0.0	0.0	0.0	0.0	0.0	0.0
Sulphur Closing Inv	0.0	0.0	0.0	0.0	0.0	0.0	0.0	0.0	0.0	0.0	0.0	0.0	0.0

Unit of Measurement: Gas and Gas equivalent products: 1000m3, Liquids: m3, Sulphur: MTS

VPR6200

Facility ID ABGS0084436
Facility Licence # 33284

Facility Name FIR COMP/DEHY FAC 28-59-20W5
Facility Operator OAW4 PARA

Production Month	202001	202002	202003	202004	202005	202006	202007	202008	202009	202010	202011	202012	Totals
Receipts													
Receipts from Alberta Facilities	1,709.0	1,750.8	1,783.2	1,796.9	1,818.9	0.0	0.0	0.0	0.0	0.0	0.0	0.0	8,858.8
Receipts from Non-Alberta Facilities	0.0	0.0	0.0	0.0	0.0	0.0	0.0	0.0	0.0	0.0	0.0	0.0	0.0
Dispositions													
Disposition													
Battery	0.0	0.0	0.0	0.0	0.0	0.0	0.0	0.0	0.0	0.0	0.0	0.0	0.0
Gas Gathering System	1,473.0	1,666.3	1,667.9	1,714.4	1,737.5	0.0	0.0	0.0	0.0	0.0	0.0	0.0	8,259.1
Gas Plant	0.0	0.0	0.0	0.0	0.0	0.0	0.0	0.0	0.0	0.0	0.0	0.0	0.0
Injection Facility	0.0	0.0	0.0	0.0	0.0	0.0	0.0	0.0	0.0	0.0	0.0	0.0	0.0
Meter Station	0.0	0.0	0.0	0.0	0.0	0.0	0.0	0.0	0.0	0.0	0.0	0.0	0.0
Other	0.0	0.0	0.0	0.0	0.0	0.0	0.0	0.0	0.0	0.0	0.0	0.0	0.0
Alberta Commercial	0.0	0.0	0.0	0.0	0.0	0.0	0.0	0.0	0.0	0.0	0.0	0.0	0.0
Alberta Industrial	0.0	0.0	0.0	0.0	0.0	0.0	0.0	0.0	0.0	0.0	0.0	0.0	0.0
Alberta Residential	0.0	0.0	0.0	0.0	0.0	0.0	0.0	0.0	0.0	0.0	0.0	0.0	0.0
Alberta Elec.Generation	0.0	0.0	0.0	0.0	0.0	0.0	0.0	0.0	0.0	0.0	0.0	0.0	0.0
Shrinkage													
Acid Gas	0.0	0.0	0.0	0.0	0.0	0.0	0.0	0.0	0.0	0.0	0.0	0.0	0.0
Other products	14.1	10.3	14.8	12.1	11.9	0.0	0.0	0.0	0.0	0.0	0.0	0.0	63.2
Fuel	92.6	82.5	88.1	91.3	84.6	0.0	0.0	0.0	0.0	0.0	0.0	0.0	439.1
Flared	0.4	0.3	0.6	0.1	0.0	0.0	0.0	0.0	0.0	0.0	0.0	0.0	1.4
Vented	0.0	0.0	0.0	0.0	0.0	0.0	0.0	0.0	0.0	0.0	0.0	0.0	0.0
Diff and Other	128.9	-8.6	11.8	-21.0	-15.1	0.0	0.0	0.0	0.0	0.0	0.0	0.0	96.0
Process and Frac													
Pentanes Plus	68.0	49.9	71.8	58.4	57.8	0.0	0.0	0.0	0.0	0.0	0.0	0.0	305.9
Propane	0.0	0.0	0.0	0.0	0.0	0.0	0.0	0.0	0.0	0.0	0.0	0.0	0.0
Butanes	0.0	0.0	0.0	0.0	0.0	0.0	0.0	0.0	0.0	0.0	0.0	0.0	0.0
Ethane	0.0	0.0	0.0	0.0	0.0	0.0	0.0	0.0	0.0	0.0	0.0	0.0	0.0
NGL MIX	0.0	0.0	0.0	0.0	0.0	0.0	0.0	0.0	0.0	0.0	0.0	0.0	0.0
Sulphur	0.0	0.0	0.0	0.0	0.0	0.0	0.0	0.0	0.0	0.0	0.0	0.0	0.0
Sulphur Closing Inv	0.0	0.0	0.0	0.0	0.0	0.0	0.0	0.0	0.0	0.0	0.0	0.0	0.0

Unit of Measurement: Gas and Gas equivalent products: 1000m3, Liquids: m3, Sulphur: MTS

Monthly Gas Plant Receipts, Dispositions and Process

VPR6200
Facility ID ABGS0084444 **Facility Name** HOADLEY GS 11-09-044-02W5
Facility Licence # 20724 **Facility Operator** A5RX BEC

Production Month	202001	202002	202003	202004	202005	202006	202007	202008	202009	202010	202011	202012	Totals
Receipts													
Receipts from Alberta Facilities	17,798.4	17,814.3	18,930.7	16,975.9	17,510.6	0.0	0.0	0.0	0.0	0.0	0.0	0.0	89,029.9
Receipts from Non-Alberta Facilities	0.0	0.0	0.0	0.0	0.0	0.0	0.0	0.0	0.0	0.0	0.0	0.0	0.0
Dispositions													
Disposition	Battery	0.0	0.0	0.0	0.0	0.0	0.0	0.0	0.0	0.0	0.0	0.0	0.0
	Gas Gathering System	16,394.8	16,705.3	17,623.0	16,012.2	16,722.7	0.0	0.0	0.0	0.0	0.0	0.0	83,458.0
	Gas Plant	0.0	0.0	0.0	0.0	0.0	0.0	0.0	0.0	0.0	0.0	0.0	0.0
	Injection Facility	0.0	0.0	0.0	0.0	0.0	0.0	0.0	0.0	0.0	0.0	0.0	0.0
	Meter Station	0.0	0.0	0.0	0.0	0.0	0.0	0.0	0.0	0.0	0.0	0.0	0.0
	Other	0.0	0.0	0.0	0.0	0.0	0.0	0.0	0.0	0.0	0.0	0.0	0.0
	Alberta Commercial	0.0	0.0	0.0	0.0	0.0	0.0	0.0	0.0	0.0	0.0	0.0	0.0
	Alberta Industrial	0.0	0.0	0.0	0.0	0.0	0.0	0.0	0.0	0.0	0.0	0.0	0.0
	Alberta Residential	0.0	0.0	0.0	0.0	0.0	0.0	0.0	0.0	0.0	0.0	0.0	0.0
	Alberta Elec.Generation	0.0	0.0	0.0	0.0	0.0	0.0	0.0	0.0	0.0	0.0	0.0	0.0
Shrinkage	Acid Gas	0.0	0.0	0.0	0.0	0.0	0.0	0.0	0.0	0.0	0.0	0.0	0.0
	Other products	55.4	57.1	61.2	64.3	57.5	0.0	0.0	0.0	0.0	0.0	0.0	295.5
Fuel		923.3	909.0	989.8	872.6	889.5	0.0	0.0	0.0	0.0	0.0	0.0	4,584.2
Flared		0.0	0.0	3.6	3.7	3.8	0.0	0.0	0.0	0.0	0.0	0.0	11.1
Vented		22.4	22.8	27.3	21.7	22.3	0.0	0.0	0.0	0.0	0.0	0.0	116.5
Diff and Other		402.5	120.1	225.8	1.4	-185.2	0.0	0.0	0.0	0.0	0.0	0.0	564.6
Process and Frac													
Pentanes Plus		268.3	276.5	296.3	311.3	278.3	0.0	0.0	0.0	0.0	0.0	0.0	1,430.7
Propane		0.0	0.0	0.0	0.0	0.0	0.0	0.0	0.0	0.0	0.0	0.0	0.0
Butanes		0.0	0.0	0.0	0.0	0.0	0.0	0.0	0.0	0.0	0.0	0.0	0.0
Ethane		0.0	0.0	0.0	0.0	0.0	0.0	0.0	0.0	0.0	0.0	0.0	0.0
NGL MIX		0.0	0.0	0.0	0.0	0.0	0.0	0.0	0.0	0.0	0.0	0.0	0.0
Sulphur		0.0	0.0	0.0	0.0	0.0	0.0	0.0	0.0	0.0	0.0	0.0	0.0
Sulphur Closing Inv		0.0	0.0	0.0	0.0	0.0	0.0	0.0	0.0	0.0	0.0	0.0	0.0

Unit of Measurement: Gas and Gas equivalent products: 1000m3, Liquids: m3, Sulphur: MTS

VPR6200

Facility ID ABGS0084567
Facility Licence # 33095

Facility Name WILSON CK 100/06-21-042-04W5 GGS
Facility Operator A5RX BEC

Production Month	202001	202002	202003	202004	202005	202006	202007	202008	202009	202010	202011	202012	Totals
Receipts													
Receipts from Alberta Facilities	1,302.8	1,344.6	1,448.4	1,339.0	1,508.3	0.0	0.0	0.0	0.0	0.0	0.0	0.0	6,943.1
Receipts from Non-Alberta Facilities	0.0	0.0	0.0	0.0	0.0	0.0	0.0	0.0	0.0	0.0	0.0	0.0	0.0
Dispositions													
Disposition													
Battery	0.0	0.0	0.0	0.0	0.0	0.0	0.0	0.0	0.0	0.0	0.0	0.0	0.0
Gas Gathering System	1,240.7	1,311.6	1,415.8	1,332.7	1,440.6	0.0	0.0	0.0	0.0	0.0	0.0	0.0	6,741.4
Gas Plant	0.0	0.0	0.0	0.0	0.0	0.0	0.0	0.0	0.0	0.0	0.0	0.0	0.0
Injection Facility	0.0	0.0	0.0	0.0	0.0	0.0	0.0	0.0	0.0	0.0	0.0	0.0	0.0
Meter Station	0.0	0.0	0.0	0.0	0.0	0.0	0.0	0.0	0.0	0.0	0.0	0.0	0.0
Other	0.0	0.0	0.0	0.0	0.0	0.0	0.0	0.0	0.0	0.0	0.0	0.0	0.0
Alberta Commercial	0.0	0.0	0.0	0.0	0.0	0.0	0.0	0.0	0.0	0.0	0.0	0.0	0.0
Alberta Industrial	0.0	0.0	0.0	0.0	0.0	0.0	0.0	0.0	0.0	0.0	0.0	0.0	0.0
Alberta Residential	0.0	0.0	0.0	0.0	0.0	0.0	0.0	0.0	0.0	0.0	0.0	0.0	0.0
Alberta Elec.Generation	0.0	0.0	0.0	0.0	0.0	0.0	0.0	0.0	0.0	0.0	0.0	0.0	0.0
Shrinkage													
Acid Gas	0.0	0.0	0.0	0.0	0.0	0.0	0.0	0.0	0.0	0.0	0.0	0.0	0.0
Other products	0.0	0.0	0.5	0.0	0.0	0.0	0.0	0.0	0.0	0.0	0.0	0.0	0.5
Fuel	33.3	34.3	38.2	39.8	37.1	0.0	0.0	0.0	0.0	0.0	0.0	0.0	182.7
Flared	0.0	0.0	0.0	0.0	0.0	0.0	0.0	0.0	0.0	0.0	0.0	0.0	0.0
Vented	4.7	2.5	2.9	3.0	2.8	0.0	0.0	0.0	0.0	0.0	0.0	0.0	15.9
Diff and Other	24.1	-3.8	-9.0	-36.5	27.8	0.0	0.0	0.0	0.0	0.0	0.0	0.0	2.6
Process and Frac													
Pentanes Plus	0.0	0.0	2.4	0.0	0.0	0.0	0.0	0.0	0.0	0.0	0.0	0.0	2.4
Propane	0.0	0.0	0.0	0.0	0.0	0.0	0.0	0.0	0.0	0.0	0.0	0.0	0.0
Butanes	0.0	0.0	0.0	0.0	0.0	0.0	0.0	0.0	0.0	0.0	0.0	0.0	0.0
Ethane	0.0	0.0	0.0	0.0	0.0	0.0	0.0	0.0	0.0	0.0	0.0	0.0	0.0
NGL MIX	0.0	0.0	0.0	0.0	0.0	0.0	0.0	0.0	0.0	0.0	0.0	0.0	0.0
Sulphur	0.0	0.0	0.0	0.0	0.0	0.0	0.0	0.0	0.0	0.0	0.0	0.0	0.0
Sulphur Closing Inv	0.0	0.0	0.0	0.0	0.0	0.0	0.0	0.0	0.0	0.0	0.0	0.0	0.0

Unit of Measurement: Gas and Gas equivalent products: 1000m3, Liquids: m3, Sulphur: MTS

VPR6200

Facility ID ABGS0085210

Facility Name RIDER 07-02-048-09W5 GAS GATHERING

Facility Licence # 32829

Facility Operator A2TG TQN

Production Month	202001	202002	202003	202004	202005	202006	202007	202008	202009	202010	202011	202012	Totals
Receipts													
Receipts from Alberta Facilities	1,535.4	1,408.9	1,562.5	1,430.5	1,624.3	0.0	0.0	0.0	0.0	0.0	0.0	0.0	7,561.6
Receipts from Non-Alberta Facilities	0.0	0.0	0.0	0.0	0.0	0.0	0.0	0.0	0.0	0.0	0.0	0.0	0.0
Dispositions													
Disposition													
Battery	0.0	0.0	0.0	0.0	0.0	0.0	0.0	0.0	0.0	0.0	0.0	0.0	0.0
Gas Gathering System	1,510.1	1,396.3	1,527.3	1,407.6	1,633.1	0.0	0.0	0.0	0.0	0.0	0.0	0.0	7,474.4
Gas Plant	0.0	0.0	0.0	0.0	0.0	0.0	0.0	0.0	0.0	0.0	0.0	0.0	0.0
Injection Facility	0.0	0.0	0.0	0.0	0.0	0.0	0.0	0.0	0.0	0.0	0.0	0.0	0.0
Meter Station	0.0	0.0	0.0	0.0	0.0	0.0	0.0	0.0	0.0	0.0	0.0	0.0	0.0
Other	0.0	0.0	0.0	0.0	0.0	0.0	0.0	0.0	0.0	0.0	0.0	0.0	0.0
Alberta Commercial	0.0	0.0	0.0	0.0	0.0	0.0	0.0	0.0	0.0	0.0	0.0	0.0	0.0
Alberta Industrial	0.0	0.0	0.0	0.0	0.0	0.0	0.0	0.0	0.0	0.0	0.0	0.0	0.0
Alberta Residential	0.0	0.0	0.0	0.0	0.0	0.0	0.0	0.0	0.0	0.0	0.0	0.0	0.0
Alberta Elec.Generation	0.0	0.0	0.0	0.0	0.0	0.0	0.0	0.0	0.0	0.0	0.0	0.0	0.0
Shrinkage													
Acid Gas	0.0	0.0	0.0	0.0	0.0	0.0	0.0	0.0	0.0	0.0	0.0	0.0	0.0
Other products	4.3	9.0	1.8	2.2	3.0	0.0	0.0	0.0	0.0	0.0	0.0	0.0	20.3
Fuel	43.8	34.3	45.3	45.5	31.7	0.0	0.0	0.0	0.0	0.0	0.0	0.0	200.6
Flared	0.0	0.0	0.0	0.0	0.0	0.0	0.0	0.0	0.0	0.0	0.0	0.0	0.0
Vented	9.3	8.7	9.3	9.0	9.3	0.0	0.0	0.0	0.0	0.0	0.0	0.0	45.6
Diff and Other	-32.1	-39.4	-21.2	-33.8	-52.8	0.0	0.0	0.0	0.0	0.0	0.0	0.0	-179.3
Process and Frac													
Pentanes Plus	21.0	43.4	8.8	10.8	14.7	0.0	0.0	0.0	0.0	0.0	0.0	0.0	98.7
Propane	0.0	0.0	0.0	0.0	0.0	0.0	0.0	0.0	0.0	0.0	0.0	0.0	0.0
Butanes	0.0	0.0	0.0	0.0	0.0	0.0	0.0	0.0	0.0	0.0	0.0	0.0	0.0
Ethane	0.0	0.0	0.0	0.0	0.0	0.0	0.0	0.0	0.0	0.0	0.0	0.0	0.0
NGL MIX	0.0	0.0	0.0	0.0	0.0	0.0	0.0	0.0	0.0	0.0	0.0	0.0	0.0
Sulphur	0.0	0.0	0.0	0.0	0.0	0.0	0.0	0.0	0.0	0.0	0.0	0.0	0.0
Sulphur Closing Inv	0.0	0.0	0.0	0.0	0.0	0.0	0.0	0.0	0.0	0.0	0.0	0.0	0.0

Unit of Measurement: Gas and Gas equivalent products: 1000m3, Liquids: m3, Sulphur: MTS

VPR6200

Facility ID ABGS0085251
Facility Licence # 33166

Facility Name CHOICE 4-5-41-9W4 GGS
Facility Operator A7AZ SLE

Production Month	202001	202002	202003	202004	202005	202006	202007	202008	202009	202010	202011	202012	Totals
Receipts													
Receipts from Alberta Facilities	1,259.5	1,100.1	1,159.1	1,293.6	687.3	0.0	0.0	0.0	0.0	0.0	0.0	0.0	5,499.6
Receipts from Non-Alberta Facilities	0.0	0.0	0.0	0.0	0.0	0.0	0.0	0.0	0.0	0.0	0.0	0.0	0.0
Dispositions													
Disposition													
Battery	0.0	0.0	0.0	0.0	0.0	0.0	0.0	0.0	0.0	0.0	0.0	0.0	0.0
Gas Gathering System	0.0	0.0	0.0	0.0	0.0	0.0	0.0	0.0	0.0	0.0	0.0	0.0	0.0
Gas Plant	0.0	0.0	0.0	0.0	0.0	0.0	0.0	0.0	0.0	0.0	0.0	0.0	0.0
Injection Facility	0.0	0.0	0.0	0.0	0.0	0.0	0.0	0.0	0.0	0.0	0.0	0.0	0.0
Meter Station	1,141.0	965.3	1,043.4	1,189.9	598.4	0.0	0.0	0.0	0.0	0.0	0.0	0.0	4,938.0
Other	0.0	0.0	0.0	0.0	0.0	0.0	0.0	0.0	0.0	0.0	0.0	0.0	0.0
Alberta Commercial	0.0	0.0	0.0	0.0	0.0	0.0	0.0	0.0	0.0	0.0	0.0	0.0	0.0
Alberta Industrial	0.0	0.0	0.0	0.0	0.0	0.0	0.0	0.0	0.0	0.0	0.0	0.0	0.0
Alberta Residential	0.0	0.0	0.0	0.0	0.0	0.0	0.0	0.0	0.0	0.0	0.0	0.0	0.0
Alberta Elec.Generation	0.0	0.0	0.0	0.0	0.0	0.0	0.0	0.0	0.0	0.0	0.0	0.0	0.0
Shrinkage													
Acid Gas	0.0	0.0	0.0	0.0	0.0	0.0	0.0	0.0	0.0	0.0	0.0	0.0	0.0
Other products	10.5	9.5	9.2	9.9	1.7	0.0	0.0	0.0	0.0	0.0	0.0	0.0	40.8
Fuel	75.5	70.5	75.9	73.1	64.6	0.0	0.0	0.0	0.0	0.0	0.0	0.0	359.6
Flared	0.0	0.0	0.0	0.0	0.0	0.0	0.0	0.0	0.0	0.0	0.0	0.0	0.0
Vented	0.0	0.0	0.0	0.0	0.0	0.0	0.0	0.0	0.0	0.0	0.0	0.0	0.0
Diff and Other	32.5	54.8	30.6	20.7	22.6	0.0	0.0	0.0	0.0	0.0	0.0	0.0	161.2
Process and Frac													
Pentanes Plus	50.8	45.8	44.5	47.9	8.0	0.0	0.0	0.0	0.0	0.0	0.0	0.0	197.0
Propane	0.0	0.0	0.0	0.0	0.0	0.0	0.0	0.0	0.0	0.0	0.0	0.0	0.0
Butanes	0.0	0.0	0.0	0.0	0.0	0.0	0.0	0.0	0.0	0.0	0.0	0.0	0.0
Ethane	0.0	0.0	0.0	0.0	0.0	0.0	0.0	0.0	0.0	0.0	0.0	0.0	0.0
NGL MIX	0.0	0.0	0.0	0.0	0.0	0.0	0.0	0.0	0.0	0.0	0.0	0.0	0.0
Sulphur	0.0	0.0	0.0	0.0	0.0	0.0	0.0	0.0	0.0	0.0	0.0	0.0	0.0
Sulphur Closing Inv	0.0	0.0	0.0	0.0	0.0	0.0	0.0	0.0	0.0	0.0	0.0	0.0	0.0

Unit of Measurement: Gas and Gas equivalent products: 1000m3, Liquids: m3, Sulphur: MTS

VPR6200

Facility ID ABGS0085290

Facility Name DUVERNAY WROE 8-12-57-25W5 GGS

Facility Licence # 33271

Facility Operator A573 TOURMALINE

Production Month	202001	202002	202003	202004	202005	202006	202007	202008	202009	202010	202011	202012	Totals
Receipts													
Receipts from Alberta Facilities	63,439.4	55,652.4	56,102.4	51,924.9	51,942.4	0.0	0.0	0.0	0.0	0.0	0.0	0.0	279,061.5
Receipts from Non-Alberta Facilities	0.0	0.0	0.0	0.0	0.0	0.0	0.0	0.0	0.0	0.0	0.0	0.0	0.0
Dispositions													
Disposition Battery	0.0	0.0	0.0	0.0	0.0	0.0	0.0	0.0	0.0	0.0	0.0	0.0	0.0
Gas Gathering System	61,713.9	53,933.4	54,276.6	49,969.0	49,933.0	0.0	0.0	0.0	0.0	0.0	0.0	0.0	269,825.9
Gas Plant	0.0	0.0	0.0	0.0	0.0	0.0	0.0	0.0	0.0	0.0	0.0	0.0	0.0
Injection Facility	0.0	0.0	0.0	0.0	0.0	0.0	0.0	0.0	0.0	0.0	0.0	0.0	0.0
Meter Station	0.0	0.0	0.0	0.0	0.0	0.0	0.0	0.0	0.0	0.0	0.0	0.0	0.0
Other	0.0	0.0	0.0	0.0	0.0	0.0	0.0	0.0	0.0	0.0	0.0	0.0	0.0
Alberta Commercial	0.0	0.0	0.0	0.0	0.0	0.0	0.0	0.0	0.0	0.0	0.0	0.0	0.0
Alberta Industrial	0.0	0.0	0.0	0.0	0.0	0.0	0.0	0.0	0.0	0.0	0.0	0.0	0.0
Alberta Residential	0.0	0.0	0.0	0.0	0.0	0.0	0.0	0.0	0.0	0.0	0.0	0.0	0.0
Alberta Elec.Generation	0.0	0.0	0.0	0.0	0.0	0.0	0.0	0.0	0.0	0.0	0.0	0.0	0.0
Shrinkage Acid Gas	0.0	0.0	0.0	0.0	0.0	0.0	0.0	0.0	0.0	0.0	0.0	0.0	0.0
Other products	827.3	720.6	708.7	639.5	617.9	0.0	0.0	0.0	0.0	0.0	0.0	0.0	3,514.0
Fuel	1,725.5	1,719.0	1,825.6	1,954.8	2,008.1	0.0	0.0	0.0	0.0	0.0	0.0	0.0	9,233.0
Flared	0.0	0.0	0.1	0.0	0.1	0.0	0.0	0.0	0.0	0.0	0.0	0.0	0.2
Vented	0.0	0.0	0.1	1.1	1.2	0.0	0.0	0.0	0.0	0.0	0.0	0.0	2.4
Diff and Other	-827.3	-720.6	-708.7	-639.5	-617.9	0.0	0.0	0.0	0.0	0.0	0.0	0.0	-3,514.0
Process and Frac													
Pentanes Plus	4,003.0	3,486.5	3,429.3	3,094.1	2,989.7	0.0	0.0	0.0	0.0	0.0	0.0	0.0	17,002.6
Propane	0.0	0.0	0.0	0.0	0.0	0.0	0.0	0.0	0.0	0.0	0.0	0.0	0.0
Butanes	0.0	0.0	0.0	0.0	0.0	0.0	0.0	0.0	0.0	0.0	0.0	0.0	0.0
Ethane	0.0	0.0	0.0	0.0	0.0	0.0	0.0	0.0	0.0	0.0	0.0	0.0	0.0
NGL MIX	0.0	0.0	0.0	0.0	0.0	0.0	0.0	0.0	0.0	0.0	0.0	0.0	0.0
Sulphur	0.0	0.0	0.0	0.0	0.0	0.0	0.0	0.0	0.0	0.0	0.0	0.0	0.0
Sulphur Closing Inv	0.0	0.0	0.0	0.0	0.0	0.0	0.0	0.0	0.0	0.0	0.0	0.0	0.0

Unit of Measurement: Gas and Gas equivalent products: 1000m3, Liquids: m3, Sulphur: MTS

VPR6200

Facility ID ABGS0085368
Facility Licence # 34094

Facility Name 00/08-25-073-12W6 Sinclair
Facility Operator A6GD SINOPEC

Production Month	202001	202002	202003	202004	202005	202006	202007	202008	202009	202010	202011	202012	Totals
Receipts													
Receipts from Alberta Facilities	39.7	37.0	44.5	10.5	0.0	0.0	0.0	0.0	0.0	0.0	0.0	0.0	131.7
Receipts from Non-Alberta Facilities	0.0	0.0	0.0	0.0	0.0	0.0	0.0	0.0	0.0	0.0	0.0	0.0	0.0
Dispositions													
Disposition Battery	38.1	39.4	42.0	9.7	0.0	0.0	0.0	0.0	0.0	0.0	0.0	0.0	129.2
Gas Gathering System	0.0	0.0	0.0	0.0	0.0	0.0	0.0	0.0	0.0	0.0	0.0	0.0	0.0
Gas Plant	0.0	0.0	0.0	0.0	0.0	0.0	0.0	0.0	0.0	0.0	0.0	0.0	0.0
Injection Facility	0.0	0.0	0.0	0.0	0.0	0.0	0.0	0.0	0.0	0.0	0.0	0.0	0.0
Meter Station	0.0	0.0	0.0	0.0	0.0	0.0	0.0	0.0	0.0	0.0	0.0	0.0	0.0
Other	0.0	0.0	0.0	0.0	0.0	0.0	0.0	0.0	0.0	0.0	0.0	0.0	0.0
Alberta Commercial	0.0	0.0	0.0	0.0	0.0	0.0	0.0	0.0	0.0	0.0	0.0	0.0	0.0
Alberta Industrial	0.0	0.0	0.0	0.0	0.0	0.0	0.0	0.0	0.0	0.0	0.0	0.0	0.0
Alberta Residential	0.0	0.0	0.0	0.0	0.0	0.0	0.0	0.0	0.0	0.0	0.0	0.0	0.0
Alberta Elec.Generation	0.0	0.0	0.0	0.0	0.0	0.0	0.0	0.0	0.0	0.0	0.0	0.0	0.0
Shrinkage Acid Gas	0.0	0.0	0.0	0.0	0.0	0.0	0.0	0.0	0.0	0.0	0.0	0.0	0.0
Other products	0.2	0.0	0.5	0.0	0.0	0.0	0.0	0.0	0.0	0.0	0.0	0.0	0.7
Fuel	0.0	0.0	0.0	0.0	0.0	0.0	0.0	0.0	0.0	0.0	0.0	0.0	0.0
Flared	0.0	0.0	0.0	0.0	0.0	0.0	0.0	0.0	0.0	0.0	0.0	0.0	0.0
Vented	0.1	0.1	0.1	0.1	0.0	0.0	0.0	0.0	0.0	0.0	0.0	0.0	0.4
Diff and Other	1.3	-2.5	1.9	0.7	0.0	0.0	0.0	0.0	0.0	0.0	0.0	0.0	1.4
Process and Frac													
Pentanes Plus	1.0	0.0	2.2	0.0	0.0	0.0	0.0	0.0	0.0	0.0	0.0	0.0	3.2
Propane	0.0	0.0	0.0	0.0	0.0	0.0	0.0	0.0	0.0	0.0	0.0	0.0	0.0
Butanes	0.0	0.0	0.0	0.0	0.0	0.0	0.0	0.0	0.0	0.0	0.0	0.0	0.0
Ethane	0.0	0.0	0.0	0.0	0.0	0.0	0.0	0.0	0.0	0.0	0.0	0.0	0.0
NGL MIX	0.0	0.0	0.0	0.0	0.0	0.0	0.0	0.0	0.0	0.0	0.0	0.0	0.0
Sulphur	0.0	0.0	0.0	0.0	0.0	0.0	0.0	0.0	0.0	0.0	0.0	0.0	0.0
Sulphur Closing Inv	0.0	0.0	0.0	0.0	0.0	0.0	0.0	0.0	0.0	0.0	0.0	0.0	0.0

Unit of Measurement: Gas and Gas equivalent products: 1000m3, Liquids: m3, Sulphur: MTS

VPR6200

Facility ID ABGS0085670

Facility Name WANYE DALUM 09-24

Facility Licence # 3699

Facility Operator A7NW TXNE

Production Month	202001	202002	202003	202004	202005	202006	202007	202008	202009	202010	202011	202012	Totals
Receipts													
Receipts from Alberta Facilities	3,871.7	3,597.0	3,865.7	3,696.1	3,817.7	0.0	0.0	0.0	0.0	0.0	0.0	0.0	18,848.2
Receipts from Non-Alberta Facilities	0.0	0.0	0.0	0.0	0.0	0.0	0.0	0.0	0.0	0.0	0.0	0.0	0.0
Dispositions													
Disposition Battery	593.9	608.3	750.8	722.9	712.0	0.0	0.0	0.0	0.0	0.0	0.0	0.0	3,387.9
Gas Gathering System	3,090.8	2,809.5	2,926.5	2,788.0	3,039.9	0.0	0.0	0.0	0.0	0.0	0.0	0.0	14,654.7
Gas Plant	0.0	0.0	0.0	0.0	0.0	0.0	0.0	0.0	0.0	0.0	0.0	0.0	0.0
Injection Facility	0.0	0.0	0.0	0.0	0.0	0.0	0.0	0.0	0.0	0.0	0.0	0.0	0.0
Meter Station	0.0	0.0	0.0	0.0	0.0	0.0	0.0	0.0	0.0	0.0	0.0	0.0	0.0
Other	0.0	0.0	0.0	0.0	0.0	0.0	0.0	0.0	0.0	0.0	0.0	0.0	0.0
Alberta Commercial	0.0	0.0	0.0	0.0	0.0	0.0	0.0	0.0	0.0	0.0	0.0	0.0	0.0
Alberta Industrial	0.0	0.0	0.0	0.0	0.0	0.0	0.0	0.0	0.0	0.0	0.0	0.0	0.0
Alberta Residential	0.0	0.0	0.0	0.0	0.0	0.0	0.0	0.0	0.0	0.0	0.0	0.0	0.0
Alberta Elec.Generation	0.0	0.0	0.0	0.0	0.0	0.0	0.0	0.0	0.0	0.0	0.0	0.0	0.0
Shrinkage Acid Gas	0.0	0.0	0.0	0.0	0.0	0.0	0.0	0.0	0.0	0.0	0.0	0.0	0.0
Other products	5.4	0.0	1.9	4.6	0.0	0.0	0.0	0.0	0.0	0.0	0.0	0.0	11.9
Fuel	184.7	179.1	186.5	180.6	202.8	0.0	0.0	0.0	0.0	0.0	0.0	0.0	933.7
Flared	0.0	0.0	0.0	0.0	0.0	0.0	0.0	0.0	0.0	0.0	0.0	0.0	0.0
Vented	0.1	0.1	0.0	0.0	0.0	0.0	0.0	0.0	0.0	0.0	0.0	0.0	0.2
Diff and Other	-3.2	0.0	0.0	0.0	-137.0	0.0	0.0	0.0	0.0	0.0	0.0	0.0	-140.2
Process and Frac													
Pentanes Plus	26.2	0.0	9.4	22.4	0.0	0.0	0.0	0.0	0.0	0.0	0.0	0.0	58.0
Propane	0.0	0.0	0.0	0.0	0.0	0.0	0.0	0.0	0.0	0.0	0.0	0.0	0.0
Butanes	0.0	0.0	0.0	0.0	0.0	0.0	0.0	0.0	0.0	0.0	0.0	0.0	0.0
Ethane	0.0	0.0	0.0	0.0	0.0	0.0	0.0	0.0	0.0	0.0	0.0	0.0	0.0
NGL MIX	0.0	0.0	0.0	0.0	0.0	0.0	0.0	0.0	0.0	0.0	0.0	0.0	0.0
Sulphur	0.0	0.0	0.0	0.0	0.0	0.0	0.0	0.0	0.0	0.0	0.0	0.0	0.0
Sulphur Closing Inv	0.0	0.0	0.0	0.0	0.0	0.0	0.0	0.0	0.0	0.0	0.0	0.0	0.0

Unit of Measurement: Gas and Gas equivalent products: 1000m3, Liquids: m3, Sulphur: MTS

VPR6200

Facility ID ABGS0085671


Facility Name WANYE DALUM 11-15

Facility Licence # 3699

Facility Operator A7NW TXNE

Production Month	202001	202002	202003	202004	202005	202006	202007	202008	202009	202010	202011	202012	Totals
Receipts													
Receipts from Alberta Facilities	3,841.5	3,464.6	3,711.9	3,480.9	3,406.6	0.0	0.0	0.0	0.0	0.0	0.0	0.0	17,905.5
Receipts from Non-Alberta Facilities	0.0	0.0	0.0	0.0	0.0	0.0	0.0	0.0	0.0	0.0	0.0	0.0	0.0
Dispositions													
Disposition													
Battery	0.0	0.0	0.0	0.0	0.0	0.0	0.0	0.0	0.0	0.0	0.0	0.0	0.0
Gas Gathering System	3,625.9	3,538.2	3,798.5	3,659.6	3,460.1	0.0	0.0	0.0	0.0	0.0	0.0	0.0	18,082.3
Gas Plant	0.0	0.0	0.0	0.0	0.0	0.0	0.0	0.0	0.0	0.0	0.0	0.0	0.0
Injection Facility	0.0	0.0	0.0	0.0	0.0	0.0	0.0	0.0	0.0	0.0	0.0	0.0	0.0
Meter Station	0.0	0.0	0.0	0.0	0.0	0.0	0.0	0.0	0.0	0.0	0.0	0.0	0.0
Other	0.0	0.0	0.0	0.0	0.0	0.0	0.0	0.0	0.0	0.0	0.0	0.0	0.0
Alberta Commercial	0.0	0.0	0.0	0.0	0.0	0.0	0.0	0.0	0.0	0.0	0.0	0.0	0.0
Alberta Industrial	0.0	0.0	0.0	0.0	0.0	0.0	0.0	0.0	0.0	0.0	0.0	0.0	0.0
Alberta Residential	0.0	0.0	0.0	0.0	0.0	0.0	0.0	0.0	0.0	0.0	0.0	0.0	0.0
Alberta Elec.Generation	0.0	0.0	0.0	0.0	0.0	0.0	0.0	0.0	0.0	0.0	0.0	0.0	0.0
Shrinkage													
Acid Gas	0.0	0.0	0.0	0.0	0.0	0.0	0.0	0.0	0.0	0.0	0.0	0.0	0.0
Other products	0.0	0.0	0.0	0.0	14.1	0.0	0.0	0.0	0.0	0.0	0.0	0.0	14.1
Fuel	143.4	151.4	160.4	157.1	155.7	0.0	0.0	0.0	0.0	0.0	0.0	0.0	768.0
Flared	0.0	0.0	0.0	0.0	0.0	0.0	0.0	0.0	0.0	0.0	0.0	0.0	0.0
Vented	0.1	0.0	0.0	0.0	0.1	0.0	0.0	0.0	0.0	0.0	0.0	0.0	0.2
Diff and Other	72.1	-225.0	-247.0	-335.8	-223.4	0.0	0.0	0.0	0.0	0.0	0.0	0.0	-959.1
Process and Frac													
Pentanes Plus	0.0	0.0	0.0	0.0	68.0	0.0	0.0	0.0	0.0	0.0	0.0	0.0	68.0
Propane	0.0	0.0	0.0	0.0	0.0	0.0	0.0	0.0	0.0	0.0	0.0	0.0	0.0
Butanes	0.0	0.0	0.0	0.0	0.0	0.0	0.0	0.0	0.0	0.0	0.0	0.0	0.0
Ethane	0.0	0.0	0.0	0.0	0.0	0.0	0.0	0.0	0.0	0.0	0.0	0.0	0.0
NGL MIX	0.0	0.0	0.0	0.0	0.0	0.0	0.0	0.0	0.0	0.0	0.0	0.0	0.0
Sulphur	0.0	0.0	0.0	0.0	0.0	0.0	0.0	0.0	0.0	0.0	0.0	0.0	0.0
Sulphur Closing Inv	0.0	0.0	0.0	0.0	0.0	0.0	0.0	0.0	0.0	0.0	0.0	0.0	0.0

Unit of Measurement: Gas and Gas equivalent products: 1000m3, Liquids: m3, Sulphur: MTS



Monthly Gas Plant Receipts, Dispositions and Process

Page: 636 OF 884
Run Date: 23 Jun 2020

VPR6200

Facility ID ABGS0085673
Facility Licence # 3699

Facility Name WANYE DALUM 15-34
Facility Operator A7NW TXNE

Production Month	202001	202002	202003	202004	202005	202006	202007	202008	202009	202010	202011	202012	Totals
Receipts													
Receipts from Alberta Facilities	6,635.1	6,569.4	7,311.6	7,295.5	8,241.9	0.0	0.0	0.0	0.0	0.0	0.0	0.0	36,053.5
Receipts from Non-Alberta Facilities	0.0	0.0	0.0	0.0	0.0	0.0	0.0	0.0	0.0	0.0	0.0	0.0	0.0
Dispositions													
Disposition													
Battery	0.0	0.0	0.0	0.0	0.0	0.0	0.0	0.0	0.0	0.0	0.0	0.0	0.0
Gas Gathering System	6,696.9	6,357.8	6,896.2	7,133.1	8,230.9	0.0	0.0	0.0	0.0	0.0	0.0	0.0	35,314.9
Gas Plant	0.0	0.0	0.0	0.0	0.0	0.0	0.0	0.0	0.0	0.0	0.0	0.0	0.0
Injection Facility	0.0	0.0	0.0	0.0	0.0	0.0	0.0	0.0	0.0	0.0	0.0	0.0	0.0
Meter Station	0.0	0.0	0.0	0.0	0.0	0.0	0.0	0.0	0.0	0.0	0.0	0.0	0.0
Other	0.0	0.0	0.0	0.0	0.0	0.0	0.0	0.0	0.0	0.0	0.0	0.0	0.0
Alberta Commercial	0.0	0.0	0.0	0.0	0.0	0.0	0.0	0.0	0.0	0.0	0.0	0.0	0.0
Alberta Industrial	0.0	0.0	0.0	0.0	0.0	0.0	0.0	0.0	0.0	0.0	0.0	0.0	0.0
Alberta Residential	0.0	0.0	0.0	0.0	0.0	0.0	0.0	0.0	0.0	0.0	0.0	0.0	0.0
Alberta Elec.Generation	0.0	0.0	0.0	0.0	0.0	0.0	0.0	0.0	0.0	0.0	0.0	0.0	0.0
Shrinkage													
Acid Gas	0.0	0.0	0.0	0.0	0.0	0.0	0.0	0.0	0.0	0.0	0.0	0.0	0.0
Other products	0.0	0.0	0.0	0.0	4.7	0.0	0.0	0.0	0.0	0.0	0.0	0.0	4.7
Fuel	1.2	0.9	1.2	1.2	0.6	0.0	0.0	0.0	0.0	0.0	0.0	0.0	5.1
Flared	0.0	0.0	0.0	0.0	0.0	0.0	0.0	0.0	0.0	0.0	0.0	0.0	0.0
Vented	0.0	0.0	0.0	0.0	0.0	0.0	0.0	0.0	0.0	0.0	0.0	0.0	0.0
Diff and Other	-63.0	210.7	414.2	161.2	5.7	0.0	0.0	0.0	0.0	0.0	0.0	0.0	728.8
Process and Frac													
Pentanes Plus	0.0	0.0	0.0	0.0	22.5	0.0	0.0	0.0	0.0	0.0	0.0	0.0	22.5
Propane	0.0	0.0	0.0	0.0	0.0	0.0	0.0	0.0	0.0	0.0	0.0	0.0	0.0
Butanes	0.0	0.0	0.0	0.0	0.0	0.0	0.0	0.0	0.0	0.0	0.0	0.0	0.0
Ethane	0.0	0.0	0.0	0.0	0.0	0.0	0.0	0.0	0.0	0.0	0.0	0.0	0.0
NGL MIX	0.0	0.0	0.0	0.0	0.0	0.0	0.0	0.0	0.0	0.0	0.0	0.0	0.0
Sulphur	0.0	0.0	0.0	0.0	0.0	0.0	0.0	0.0	0.0	0.0	0.0	0.0	0.0
Sulphur Closing Inv	0.0	0.0	0.0	0.0	0.0	0.0	0.0	0.0	0.0	0.0	0.0	0.0	0.0

Unit of Measurement: Gas and Gas equivalent products: 1000m3, Liquids: m3, Sulphur: MTS

VPR6200

Facility ID ABGS0086714

Facility Name GROAT 11-30-057-16W5 GGS

Facility Licence # 13300

Facility Operator A5RX BEC

Production Month	202001	202002	202003	202004	202005	202006	202007	202008	202009	202010	202011	202012	Totals
Receipts													
Receipts from Alberta Facilities	588.9	548.5	564.1	461.4	298.8	0.0	0.0	0.0	0.0	0.0	0.0	0.0	2,461.7
Receipts from Non-Alberta Facilities	0.0	0.0	0.0	0.0	0.0	0.0	0.0	0.0	0.0	0.0	0.0	0.0	0.0
Dispositions													
Disposition													
Battery	145.4	133.6	148.1	107.1	68.3	0.0	0.0	0.0	0.0	0.0	0.0	0.0	602.5
Gas Gathering System	425.3	400.9	412.9	330.3	205.9	0.0	0.0	0.0	0.0	0.0	0.0	0.0	1,775.3
Gas Plant	0.0	0.0	0.0	0.0	0.0	0.0	0.0	0.0	0.0	0.0	0.0	0.0	0.0
Injection Facility	0.0	0.0	0.0	0.0	0.0	0.0	0.0	0.0	0.0	0.0	0.0	0.0	0.0
Meter Station	0.0	0.0	0.0	0.0	0.0	0.0	0.0	0.0	0.0	0.0	0.0	0.0	0.0
Other	0.0	0.0	0.0	0.0	0.0	0.0	0.0	0.0	0.0	0.0	0.0	0.0	0.0
Alberta Commercial	0.0	0.0	0.0	0.0	0.0	0.0	0.0	0.0	0.0	0.0	0.0	0.0	0.0
Alberta Industrial	0.0	0.0	0.0	0.0	0.0	0.0	0.0	0.0	0.0	0.0	0.0	0.0	0.0
Alberta Residential	0.0	0.0	0.0	0.0	0.0	0.0	0.0	0.0	0.0	0.0	0.0	0.0	0.0
Alberta Elec.Generation	0.0	0.0	0.0	0.0	0.0	0.0	0.0	0.0	0.0	0.0	0.0	0.0	0.0
Shrinkage													
Acid Gas	0.0	0.0	0.0	0.0	0.0	0.0	0.0	0.0	0.0	0.0	0.0	0.0	0.0
Other products	5.5	4.8	6.3	4.6	3.3	0.0	0.0	0.0	0.0	0.0	0.0	0.0	24.5
Fuel	8.9	6.5	8.0	18.2	18.2	0.0	0.0	0.0	0.0	0.0	0.0	0.0	59.8
Flared	0.0	0.0	0.0	0.0	0.0	0.0	0.0	0.0	0.0	0.0	0.0	0.0	0.0
Vented	3.8	0.8	1.1	1.2	1.0	0.0	0.0	0.0	0.0	0.0	0.0	0.0	7.9
Diff and Other	0.0	1.9	-12.3	0.0	2.1	0.0	0.0	0.0	0.0	0.0	0.0	0.0	-8.3
Process and Frac													
Pentanes Plus	26.8	23.2	30.7	22.3	15.9	0.0	0.0	0.0	0.0	0.0	0.0	0.0	118.9
Propane	0.0	0.0	0.0	0.0	0.0	0.0	0.0	0.0	0.0	0.0	0.0	0.0	0.0
Butanes	0.0	0.0	0.0	0.0	0.0	0.0	0.0	0.0	0.0	0.0	0.0	0.0	0.0
Ethane	0.0	0.0	0.0	0.0	0.0	0.0	0.0	0.0	0.0	0.0	0.0	0.0	0.0
NGL MIX	0.0	0.0	0.0	0.0	0.0	0.0	0.0	0.0	0.0	0.0	0.0	0.0	0.0
Sulphur	0.0	0.0	0.0	0.0	0.0	0.0	0.0	0.0	0.0	0.0	0.0	0.0	0.0
Sulphur Closing Inv	0.0	0.0	0.0	0.0	0.0	0.0	0.0	0.0	0.0	0.0	0.0	0.0	0.0

Unit of Measurement: Gas and Gas equivalent products: 1000m3, Liquids: m3, Sulphur: MTS

VPR6200

Facility ID ABGS0086794

Facility Name FBANK GGS 09-01-043-01W5

Facility Licence # 34557

Facility Operator A5RX BEC

Production Month	202001	202002	202003	202004	202005	202006	202007	202008	202009	202010	202011	202012	Totals
Receipts													
Receipts from Alberta Facilities	2,325.4	2,108.2	2,197.2	2,091.7	2,005.3	0.0	0.0	0.0	0.0	0.0	0.0	0.0	10,727.8
Receipts from Non-Alberta Facilities	0.0	0.0	0.0	0.0	0.0	0.0	0.0	0.0	0.0	0.0	0.0	0.0	0.0
Dispositions													
Disposition Battery	0.0	0.0	0.0	0.0	0.0	0.0	0.0	0.0	0.0	0.0	0.0	0.0	0.0
Gas Gathering System	2,178.0	2,005.0	2,058.3	1,952.3	1,879.4	0.0	0.0	0.0	0.0	0.0	0.0	0.0	10,073.0
Gas Plant	0.0	0.0	0.0	0.0	0.0	0.0	0.0	0.0	0.0	0.0	0.0	0.0	0.0
Injection Facility	0.0	0.0	0.0	0.0	0.0	0.0	0.0	0.0	0.0	0.0	0.0	0.0	0.0
Meter Station	0.0	0.0	0.0	0.0	0.0	0.0	0.0	0.0	0.0	0.0	0.0	0.0	0.0
Other	0.0	0.0	0.0	0.0	0.0	0.0	0.0	0.0	0.0	0.0	0.0	0.0	0.0
Alberta Commercial	0.0	0.0	0.0	0.0	0.0	0.0	0.0	0.0	0.0	0.0	0.0	0.0	0.0
Alberta Industrial	0.0	0.0	0.0	0.0	0.0	0.0	0.0	0.0	0.0	0.0	0.0	0.0	0.0
Alberta Residential	0.0	0.0	0.0	0.0	0.0	0.0	0.0	0.0	0.0	0.0	0.0	0.0	0.0
Alberta Elec.Generation	0.0	0.0	0.0	0.0	0.0	0.0	0.0	0.0	0.0	0.0	0.0	0.0	0.0
Shrinkage Acid Gas	0.0	0.0	0.0	0.0	0.0	0.0	0.0	0.0	0.0	0.0	0.0	0.0	0.0
Other products	19.4	12.5	15.1	14.2	16.8	0.0	0.0	0.0	0.0	0.0	0.0	0.0	78.0
Fuel	82.6	92.6	97.8	94.1	91.9	0.0	0.0	0.0	0.0	0.0	0.0	0.0	459.0
Flared	0.0	0.0	0.0	0.0	0.0	0.0	0.0	0.0	0.0	0.0	0.0	0.0	0.0
Vented	11.5	8.7	9.8	9.2	10.5	0.0	0.0	0.0	0.0	0.0	0.0	0.0	49.7
Diff and Other	33.9	-10.6	16.2	21.9	6.7	0.0	0.0	0.0	0.0	0.0	0.0	0.0	68.1
Process and Frac													
Pentanes Plus	93.7	60.7	73.3	68.6	81.1	0.0	0.0	0.0	0.0	0.0	0.0	0.0	377.4
Propane	0.0	0.0	0.0	0.0	0.0	0.0	0.0	0.0	0.0	0.0	0.0	0.0	0.0
Butanes	0.0	0.0	0.0	0.0	0.0	0.0	0.0	0.0	0.0	0.0	0.0	0.0	0.0
Ethane	0.0	0.0	0.0	0.0	0.0	0.0	0.0	0.0	0.0	0.0	0.0	0.0	0.0
NGL MIX	0.0	0.0	0.0	0.0	0.0	0.0	0.0	0.0	0.0	0.0	0.0	0.0	0.0
Sulphur	0.0	0.0	0.0	0.0	0.0	0.0	0.0	0.0	0.0	0.0	0.0	0.0	0.0
Sulphur Closing Inv	0.0	0.0	0.0	0.0	0.0	0.0	0.0	0.0	0.0	0.0	0.0	0.0	0.0

Unit of Measurement: Gas and Gas equivalent products: 1000m3, Liquids: m3, Sulphur: MTS

VPR6200

Facility ID ABGS0088484
Facility Licence # 32672

Facility Name CINCH KAKWA GGS
Facility Operator A573 TOURMALINE

Production Month	202001	202002	202003	202004	202005	202006	202007	202008	202009	202010	202011	202012	Totals
Receipts													
Receipts from Alberta Facilities	4,838.3	4,378.3	4,303.8	3,891.3	3,810.5	0.0	0.0	0.0	0.0	0.0	0.0	0.0	21,222.2
Receipts from Non-Alberta Facilities	0.0	0.0	0.0	0.0	0.0	0.0	0.0	0.0	0.0	0.0	0.0	0.0	0.0
Dispositions													
Disposition													
Battery	0.0	0.0	0.0	0.0	0.0	0.0	0.0	0.0	0.0	0.0	0.0	0.0	0.0
Gas Gathering System	4,694.8	4,258.9	4,231.2	3,812.4	3,735.1	0.0	0.0	0.0	0.0	0.0	0.0	0.0	20,732.4
Gas Plant	0.0	0.0	0.0	0.0	0.0	0.0	0.0	0.0	0.0	0.0	0.0	0.0	0.0
Injection Facility	0.0	0.0	0.0	0.0	0.0	0.0	0.0	0.0	0.0	0.0	0.0	0.0	0.0
Meter Station	0.0	0.0	0.0	0.0	0.0	0.0	0.0	0.0	0.0	0.0	0.0	0.0	0.0
Other	0.0	0.0	0.0	0.0	0.0	0.0	0.0	0.0	0.0	0.0	0.0	0.0	0.0
Alberta Commercial	0.0	0.0	0.0	0.0	0.0	0.0	0.0	0.0	0.0	0.0	0.0	0.0	0.0
Alberta Industrial	0.0	0.0	0.0	0.0	0.0	0.0	0.0	0.0	0.0	0.0	0.0	0.0	0.0
Alberta Residential	0.0	0.0	0.0	0.0	0.0	0.0	0.0	0.0	0.0	0.0	0.0	0.0	0.0
Alberta Elec.Generation	0.0	0.0	0.0	0.0	0.0	0.0	0.0	0.0	0.0	0.0	0.0	0.0	0.0
Shrinkage													
Acid Gas	0.0	0.0	0.0	0.0	0.0	0.0	0.0	0.0	0.0	0.0	0.0	0.0	0.0
Other products	1.7	6.0	6.6	6.4	5.0	0.0	0.0	0.0	0.0	0.0	0.0	0.0	25.7
Fuel	5.3	35.9	39.2	35.0	36.6	0.0	0.0	0.0	0.0	0.0	0.0	0.0	152.0
Flared	0.0	0.0	0.0	0.0	0.0	0.0	0.0	0.0	0.0	0.0	0.0	0.0	0.0
Vented	0.0	0.0	0.1	0.1	0.1	0.0	0.0	0.0	0.0	0.0	0.0	0.0	0.3
Diff and Other	136.5	77.5	26.7	37.4	33.7	0.0	0.0	0.0	0.0	0.0	0.0	0.0	311.8
Process and Frac													
Pentanes Plus	8.2	29.2	31.7	31.0	24.2	0.0	0.0	0.0	0.0	0.0	0.0	0.0	124.3
Propane	0.0	0.0	0.0	0.0	0.0	0.0	0.0	0.0	0.0	0.0	0.0	0.0	0.0
Butanes	0.0	0.0	0.0	0.0	0.0	0.0	0.0	0.0	0.0	0.0	0.0	0.0	0.0
Ethane	0.0	0.0	0.0	0.0	0.0	0.0	0.0	0.0	0.0	0.0	0.0	0.0	0.0
NGL MIX	0.0	0.0	0.0	0.0	0.0	0.0	0.0	0.0	0.0	0.0	0.0	0.0	0.0
Sulphur	0.0	0.0	0.0	0.0	0.0	0.0	0.0	0.0	0.0	0.0	0.0	0.0	0.0
Sulphur Closing Inv	0.0	0.0	0.0	0.0	0.0	0.0	0.0	0.0	0.0	0.0	0.0	0.0	0.0

Unit of Measurement: Gas and Gas equivalent products: 1000m3, Liquids: m3, Sulphur: MTS

VPR6200

Facility ID ABGS0088544

Facility Name PARAMOUNT KAKWA 1-13 GGS TO MUSREAU

Facility Licence # 32596

Facility Operator A54C 7GEN

Production Month	202001	202002	202003	202004	202005	202006	202007	202008	202009	202010	202011	202012	Totals
Receipts													
Receipts from Alberta Facilities	8,552.1	8,611.7	9,484.7	9,099.1	8,718.1	0.0	0.0	0.0	0.0	0.0	0.0	0.0	44,465.7
Receipts from Non-Alberta Facilities	0.0	0.0	0.0	0.0	0.0	0.0	0.0	0.0	0.0	0.0	0.0	0.0	0.0
Dispositions													
Disposition													
Battery	0.0	0.0	0.0	0.0	0.0	0.0	0.0	0.0	0.0	0.0	0.0	0.0	0.0
Gas Gathering System	8,556.3	8,633.1	9,381.4	8,954.6	8,599.2	0.0	0.0	0.0	0.0	0.0	0.0	0.0	44,124.6
Gas Plant	0.0	0.0	0.0	0.0	0.0	0.0	0.0	0.0	0.0	0.0	0.0	0.0	0.0
Injection Facility	0.0	0.0	0.0	0.0	0.0	0.0	0.0	0.0	0.0	0.0	0.0	0.0	0.0
Meter Station	0.0	0.0	0.0	0.0	0.0	0.0	0.0	0.0	0.0	0.0	0.0	0.0	0.0
Other	0.0	0.0	0.0	0.0	0.0	0.0	0.0	0.0	0.0	0.0	0.0	0.0	0.0
Alberta Commercial	0.0	0.0	0.0	0.0	0.0	0.0	0.0	0.0	0.0	0.0	0.0	0.0	0.0
Alberta Industrial	0.0	0.0	0.0	0.0	0.0	0.0	0.0	0.0	0.0	0.0	0.0	0.0	0.0
Alberta Residential	0.0	0.0	0.0	0.0	0.0	0.0	0.0	0.0	0.0	0.0	0.0	0.0	0.0
Alberta Elec.Generation	0.0	0.0	0.0	0.0	0.0	0.0	0.0	0.0	0.0	0.0	0.0	0.0	0.0
Shrinkage													
Acid Gas	0.0	0.0	0.0	0.0	0.0	0.0	0.0	0.0	0.0	0.0	0.0	0.0	0.0
Other products	19.5	17.7	17.9	16.5	11.1	0.0	0.0	0.0	0.0	0.0	0.0	0.0	82.7
Fuel	411.3	403.7	437.8	437.7	456.7	0.0	0.0	0.0	0.0	0.0	0.0	0.0	2,147.2
Flared	56.4	44.4	50.9	37.2	28.8	0.0	0.0	0.0	0.0	0.0	0.0	0.0	217.7
Vented	0.0	7.1	0.1	11.1	12.3	0.0	0.0	0.0	0.0	0.0	0.0	0.0	30.6
Diff and Other	-491.4	-494.3	-403.4	-358.0	-390.0	0.0	0.0	0.0	0.0	0.0	0.0	0.0	-2,137.1
Process and Frac													
Pentanes Plus	94.2	85.8	86.6	80.0	53.7	0.0	0.0	0.0	0.0	0.0	0.0	0.0	400.3
Propane	0.0	0.0	0.0	0.0	0.0	0.0	0.0	0.0	0.0	0.0	0.0	0.0	0.0
Butanes	0.0	0.0	0.0	0.0	0.0	0.0	0.0	0.0	0.0	0.0	0.0	0.0	0.0
Ethane	0.0	0.0	0.0	0.0	0.0	0.0	0.0	0.0	0.0	0.0	0.0	0.0	0.0
NGL MIX	0.0	0.0	0.0	0.0	0.0	0.0	0.0	0.0	0.0	0.0	0.0	0.0	0.0
Sulphur	0.0	0.0	0.0	0.0	0.0	0.0	0.0	0.0	0.0	0.0	0.0	0.0	0.0
Sulphur Closing Inv	0.0	0.0	0.0	0.0	0.0	0.0	0.0	0.0	0.0	0.0	0.0	0.0	0.0

Unit of Measurement: Gas and Gas equivalent products: 1000m3, Liquids: m3, Sulphur: MTS

VPR6200

Facility ID ABGS0088625

Facility Name KAKWA 00/01-06-063-05W6

Facility Licence # 32099

Facility Operator OR46 HUSKY

Production Month	202001	202002	202003	202004	202005	202006	202007	202008	202009	202010	202011	202012	Totals
Receipts													
Receipts from Alberta Facilities	8,465.7	8,169.7	8,519.6	7,979.4	8,108.3	0.0	0.0	0.0	0.0	0.0	0.0	0.0	41,242.7
Receipts from Non-Alberta Facilities	0.0	0.0	0.0	0.0	0.0	0.0	0.0	0.0	0.0	0.0	0.0	0.0	0.0
Dispositions													
Disposition													
Battery	0.0	0.0	0.0	0.0	0.0	0.0	0.0	0.0	0.0	0.0	0.0	0.0	0.0
Gas Gathering System	4,737.8	4,708.9	5,058.6	4,475.0	4,583.1	0.0	0.0	0.0	0.0	0.0	0.0	0.0	23,563.4
Gas Plant	3,501.3	3,273.6	3,236.5	3,337.1	3,370.6	0.0	0.0	0.0	0.0	0.0	0.0	0.0	16,719.1
Injection Facility	0.0	0.0	0.0	0.0	0.0	0.0	0.0	0.0	0.0	0.0	0.0	0.0	0.0
Meter Station	0.0	0.0	0.0	0.0	0.0	0.0	0.0	0.0	0.0	0.0	0.0	0.0	0.0
Other	0.0	0.0	0.0	0.0	0.0	0.0	0.0	0.0	0.0	0.0	0.0	0.0	0.0
Alberta Commercial	0.0	0.0	0.0	0.0	0.0	0.0	0.0	0.0	0.0	0.0	0.0	0.0	0.0
Alberta Industrial	0.0	0.0	0.0	0.0	0.0	0.0	0.0	0.0	0.0	0.0	0.0	0.0	0.0
Alberta Residential	0.0	0.0	0.0	0.0	0.0	0.0	0.0	0.0	0.0	0.0	0.0	0.0	0.0
Alberta Elec.Generation	0.0	0.0	0.0	0.0	0.0	0.0	0.0	0.0	0.0	0.0	0.0	0.0	0.0
Shrinkage													
Acid Gas	0.0	0.0	0.0	0.0	0.0	0.0	0.0	0.0	0.0	0.0	0.0	0.0	0.0
Other products	1.7	3.9	4.5	3.3	4.9	0.0	0.0	0.0	0.0	0.0	0.0	0.0	18.3
Fuel	146.5	137.1	146.5	149.8	154.8	0.0	0.0	0.0	0.0	0.0	0.0	0.0	734.7
Flared	0.0	0.0	0.0	0.0	0.0	0.0	0.0	0.0	0.0	0.0	0.0	0.0	0.0
Vented	15.2	14.2	15.1	14.6	15.8	0.0	0.0	0.0	0.0	0.0	0.0	0.0	74.9
Diff and Other	63.2	32.0	58.4	-0.4	-20.9	0.0	0.0	0.0	0.0	0.0	0.0	0.0	132.3
Process and Frac													
Pentanes Plus	8.0	18.9	22.0	16.2	23.6	0.0	0.0	0.0	0.0	0.0	0.0	0.0	88.7
Propane	0.0	0.0	0.0	0.0	0.0	0.0	0.0	0.0	0.0	0.0	0.0	0.0	0.0
Butanes	0.0	0.0	0.0	0.0	0.0	0.0	0.0	0.0	0.0	0.0	0.0	0.0	0.0
Ethane	0.0	0.0	0.0	0.0	0.0	0.0	0.0	0.0	0.0	0.0	0.0	0.0	0.0
NGL MIX	0.0	0.0	0.0	0.0	0.0	0.0	0.0	0.0	0.0	0.0	0.0	0.0	0.0
Sulphur	0.0	0.0	0.0	0.0	0.0	0.0	0.0	0.0	0.0	0.0	0.0	0.0	0.0
Sulphur Closing Inv	0.0	0.0	0.0	0.0	0.0	0.0	0.0	0.0	0.0	0.0	0.0	0.0	0.0

Unit of Measurement: Gas and Gas equivalent products: 1000m3, Liquids: m3, Sulphur: MTS

VPR6200

Facility ID ABGS0088984
Facility Licence # 35453

Facility Name SC WESTEROSE 7-22-042-03W5 GS
Facility Operator OTM9 NAL

Production Month	202001	202002	202003	202004	202005	202006	202007	202008	202009	202010	202011	202012	Totals
Receipts													
Receipts from Alberta Facilities	2,350.4	2,438.6	2,079.6	1,817.5	1,970.5	0.0	0.0	0.0	0.0	0.0	0.0	0.0	10,656.6
Receipts from Non-Alberta Facilities	0.0	0.0	0.0	0.0	0.0	0.0	0.0	0.0	0.0	0.0	0.0	0.0	0.0
Dispositions													
Disposition													
Battery	0.0	0.0	0.0	0.0	0.0	0.0	0.0	0.0	0.0	0.0	0.0	0.0	0.0
Gas Gathering System	2,203.9	2,308.0	1,985.6	1,679.7	1,827.7	0.0	0.0	0.0	0.0	0.0	0.0	0.0	10,004.9
Gas Plant	0.0	0.0	0.0	0.0	0.0	0.0	0.0	0.0	0.0	0.0	0.0	0.0	0.0
Injection Facility	0.0	0.0	0.0	0.0	0.0	0.0	0.0	0.0	0.0	0.0	0.0	0.0	0.0
Meter Station	0.0	0.0	0.0	0.0	0.0	0.0	0.0	0.0	0.0	0.0	0.0	0.0	0.0
Other	0.0	0.0	0.0	0.0	0.0	0.0	0.0	0.0	0.0	0.0	0.0	0.0	0.0
Alberta Commercial	0.0	0.0	0.0	0.0	0.0	0.0	0.0	0.0	0.0	0.0	0.0	0.0	0.0
Alberta Industrial	0.0	0.0	0.0	0.0	0.0	0.0	0.0	0.0	0.0	0.0	0.0	0.0	0.0
Alberta Residential	0.0	0.0	0.0	0.0	0.0	0.0	0.0	0.0	0.0	0.0	0.0	0.0	0.0
Alberta Elec.Generation	0.0	0.0	0.0	0.0	0.0	0.0	0.0	0.0	0.0	0.0	0.0	0.0	0.0
Shrinkage													
Acid Gas	0.0	0.0	0.0	0.0	0.0	0.0	0.0	0.0	0.0	0.0	0.0	0.0	0.0
Other products	4.0	1.4	1.0	4.5	1.9	0.0	0.0	0.0	0.0	0.0	0.0	0.0	12.8
Fuel	0.0	0.0	0.0	0.0	0.0	0.0	0.0	0.0	0.0	0.0	0.0	0.0	0.0
Flared	0.0	0.0	0.0	0.0	0.0	0.0	0.0	0.0	0.0	0.0	0.0	0.0	0.0
Vented	0.0	0.0	0.0	0.0	0.0	0.0	0.0	0.0	0.0	0.0	0.0	0.0	0.0
Diff and Other	142.5	129.2	93.0	133.3	140.9	0.0	0.0	0.0	0.0	0.0	0.0	0.0	638.9
Process and Frac													
Pentanes Plus	19.2	6.8	5.0	21.6	9.0	0.0	0.0	0.0	0.0	0.0	0.0	0.0	61.6
Propane	0.0	0.0	0.0	0.0	0.0	0.0	0.0	0.0	0.0	0.0	0.0	0.0	0.0
Butanes	0.0	0.0	0.0	0.0	0.0	0.0	0.0	0.0	0.0	0.0	0.0	0.0	0.0
Ethane	0.0	0.0	0.0	0.0	0.0	0.0	0.0	0.0	0.0	0.0	0.0	0.0	0.0
NGL MIX	0.0	0.0	0.0	0.0	0.0	0.0	0.0	0.0	0.0	0.0	0.0	0.0	0.0
Sulphur	0.0	0.0	0.0	0.0	0.0	0.0	0.0	0.0	0.0	0.0	0.0	0.0	0.0
Sulphur Closing Inv	0.0	0.0	0.0	0.0	0.0	0.0	0.0	0.0	0.0	0.0	0.0	0.0	0.0

Unit of Measurement: Gas and Gas equivalent products: 1000m3, Liquids: m3, Sulphur: MTS

VPR6200

Facility ID ABGS0089721
Facility Licence # 23412

Facility Name HOADLEY 08-06 COMPRESSOR
Facility Operator A5D4 CVE

Production Month	202001	202002	202003	202004	202005	202006	202007	202008	202009	202010	202011	202012	Totals
Receipts													
Receipts from Alberta Facilities	4,030.5	3,975.2	4,071.6	4,087.5	4,005.3	0.0	0.0	0.0	0.0	0.0	0.0	0.0	20,170.1
Receipts from Non-Alberta Facilities	0.0	0.0	0.0	0.0	0.0	0.0	0.0	0.0	0.0	0.0	0.0	0.0	0.0
Dispositions													
Disposition													
Battery	0.0	0.0	0.0	0.0	0.0	0.0	0.0	0.0	0.0	0.0	0.0	0.0	0.0
Gas Gathering System	3,646.8	3,923.0	4,072.8	4,036.7	3,858.2	0.0	0.0	0.0	0.0	0.0	0.0	0.0	19,537.5
Gas Plant	0.0	0.0	0.0	0.0	0.0	0.0	0.0	0.0	0.0	0.0	0.0	0.0	0.0
Injection Facility	0.0	0.0	0.0	0.0	0.0	0.0	0.0	0.0	0.0	0.0	0.0	0.0	0.0
Meter Station	0.0	0.0	0.0	0.0	0.0	0.0	0.0	0.0	0.0	0.0	0.0	0.0	0.0
Other	0.0	0.0	0.0	0.0	0.0	0.0	0.0	0.0	0.0	0.0	0.0	0.0	0.0
Alberta Commercial	0.0	0.0	0.0	0.0	0.0	0.0	0.0	0.0	0.0	0.0	0.0	0.0	0.0
Alberta Industrial	0.0	0.0	0.0	0.0	0.0	0.0	0.0	0.0	0.0	0.0	0.0	0.0	0.0
Alberta Residential	0.0	0.0	0.0	0.0	0.0	0.0	0.0	0.0	0.0	0.0	0.0	0.0	0.0
Alberta Elec.Generation	0.0	0.0	0.0	0.0	0.0	0.0	0.0	0.0	0.0	0.0	0.0	0.0	0.0
Shrinkage													
Acid Gas	0.0	0.0	0.0	0.0	0.0	0.0	0.0	0.0	0.0	0.0	0.0	0.0	0.0
Other products	8.1	2.3	5.8	3.6	1.4	0.0	0.0	0.0	0.0	0.0	0.0	0.0	21.2
Fuel	346.6	332.3	372.4	349.6	309.1	0.0	0.0	0.0	0.0	0.0	0.0	0.0	1,710.0
Flared	12.0	1.2	7.1	4.6	5.4	0.0	0.0	0.0	0.0	0.0	0.0	0.0	30.3
Vented	2.2	1.9	2.0	1.8	1.2	0.0	0.0	0.0	0.0	0.0	0.0	0.0	9.1
Diff and Other	14.8	-285.5	-388.5	-308.8	-170.0	0.0	0.0	0.0	0.0	0.0	0.0	0.0	-1,138.0
Process and Frac													
Pentanes Plus	39.2	11.3	28.3	17.3	6.8	0.0	0.0	0.0	0.0	0.0	0.0	0.0	102.9
Propane	0.0	0.0	0.0	0.0	0.0	0.0	0.0	0.0	0.0	0.0	0.0	0.0	0.0
Butanes	0.0	0.0	0.0	0.0	0.0	0.0	0.0	0.0	0.0	0.0	0.0	0.0	0.0
Ethane	0.0	0.0	0.0	0.0	0.0	0.0	0.0	0.0	0.0	0.0	0.0	0.0	0.0
NGL MIX	0.0	0.0	0.0	0.0	0.0	0.0	0.0	0.0	0.0	0.0	0.0	0.0	0.0
Sulphur	0.0	0.0	0.0	0.0	0.0	0.0	0.0	0.0	0.0	0.0	0.0	0.0	0.0
Sulphur Closing Inv	0.0	0.0	0.0	0.0	0.0	0.0	0.0	0.0	0.0	0.0	0.0	0.0	0.0

Unit of Measurement: Gas and Gas equivalent products: 1000m3, Liquids: m3, Sulphur: MTS

VPR6200

Facility ID ABGS0089722
Facility Licence # 33322

Facility Name HOADLEY 11-02 COMPRESSOR
Facility Operator A5D4 CVE

Production Month	202001	202002	202003	202004	202005	202006	202007	202008	202009	202010	202011	202012	Totals
Receipts													
Receipts from Alberta Facilities	2,153.8	2,218.6	2,233.3	2,181.0	2,122.2	0.0	0.0	0.0	0.0	0.0	0.0	0.0	10,908.9
Receipts from Non-Alberta Facilities	0.0	0.0	0.0	0.0	0.0	0.0	0.0	0.0	0.0	0.0	0.0	0.0	0.0
Dispositions													
Disposition													
Battery	0.0	0.0	0.0	0.0	0.0	0.0	0.0	0.0	0.0	0.0	0.0	0.0	0.0
Gas Gathering System	1,956.7	2,083.6	2,181.8	2,094.7	2,072.9	0.0	0.0	0.0	0.0	0.0	0.0	0.0	10,389.7
Gas Plant	0.0	0.0	0.0	0.0	0.0	0.0	0.0	0.0	0.0	0.0	0.0	0.0	0.0
Injection Facility	0.0	0.0	0.0	0.0	0.0	0.0	0.0	0.0	0.0	0.0	0.0	0.0	0.0
Meter Station	0.0	0.0	0.0	0.0	0.0	0.0	0.0	0.0	0.0	0.0	0.0	0.0	0.0
Other	0.0	0.0	0.0	0.0	0.0	0.0	0.0	0.0	0.0	0.0	0.0	0.0	0.0
Alberta Commercial	0.0	0.0	0.0	0.0	0.0	0.0	0.0	0.0	0.0	0.0	0.0	0.0	0.0
Alberta Industrial	0.0	0.0	0.0	0.0	0.0	0.0	0.0	0.0	0.0	0.0	0.0	0.0	0.0
Alberta Residential	0.0	0.0	0.0	0.0	0.0	0.0	0.0	0.0	0.0	0.0	0.0	0.0	0.0
Alberta Elec.Generation	0.0	0.0	0.0	0.0	0.0	0.0	0.0	0.0	0.0	0.0	0.0	0.0	0.0
Shrinkage													
Acid Gas	0.0	0.0	0.0	0.0	0.0	0.0	0.0	0.0	0.0	0.0	0.0	0.0	0.0
Other products	4.1	2.1	2.1	1.7	1.2	0.0	0.0	0.0	0.0	0.0	0.0	0.0	11.2
Fuel	123.8	109.5	118.1	110.9	109.5	0.0	0.0	0.0	0.0	0.0	0.0	0.0	571.8
Flared	1.8	1.7	1.9	1.9	2.3	0.0	0.0	0.0	0.0	0.0	0.0	0.0	9.6
Vented	0.7	0.7	0.7	0.7	0.1	0.0	0.0	0.0	0.0	0.0	0.0	0.0	2.9
Diff and Other	66.7	21.0	-71.3	-28.9	-63.8	0.0	0.0	0.0	0.0	0.0	0.0	0.0	-76.3
Process and Frac													
Pentanes Plus	19.8	10.4	10.0	8.0	5.9	0.0	0.0	0.0	0.0	0.0	0.0	0.0	54.1
Propane	0.0	0.0	0.0	0.0	0.0	0.0	0.0	0.0	0.0	0.0	0.0	0.0	0.0
Butanes	0.0	0.0	0.0	0.0	0.0	0.0	0.0	0.0	0.0	0.0	0.0	0.0	0.0
Ethane	0.0	0.0	0.0	0.0	0.0	0.0	0.0	0.0	0.0	0.0	0.0	0.0	0.0
NGL MIX	0.0	0.0	0.0	0.0	0.0	0.0	0.0	0.0	0.0	0.0	0.0	0.0	0.0
Sulphur	0.0	0.0	0.0	0.0	0.0	0.0	0.0	0.0	0.0	0.0	0.0	0.0	0.0
Sulphur Closing Inv	0.0	0.0	0.0	0.0	0.0	0.0	0.0	0.0	0.0	0.0	0.0	0.0	0.0

Unit of Measurement: Gas and Gas equivalent products: 1000m3, Liquids: m3, Sulphur: MTS

VPR6200

Facility ID ABGS0089825

Facility Name BIGSTONE 7-29-60-23W5 GGS

Facility Licence # 31566

Facility Operator OHE9 CNRL

Production Month	202001	202002	202003	202004	202005	202006	202007	202008	202009	202010	202011	202012	Totals
Receipts													
Receipts from Alberta Facilities	2,469.6	2,340.8	2,700.5	2,590.4	2,719.4	0.0	0.0	0.0	0.0	0.0	0.0	0.0	12,820.7
Receipts from Non-Alberta Facilities	0.0	0.0	0.0	0.0	0.0	0.0	0.0	0.0	0.0	0.0	0.0	0.0	0.0
Dispositions													
Disposition Battery	427.2	389.6	477.6	492.2	464.3	0.0	0.0	0.0	0.0	0.0	0.0	0.0	2,250.9
Gas Gathering System	0.0	0.0	0.0	0.0	0.0	0.0	0.0	0.0	0.0	0.0	0.0	0.0	0.0
Gas Plant	1,912.5	1,839.5	2,087.9	2,030.7	2,121.6	0.0	0.0	0.0	0.0	0.0	0.0	0.0	9,992.2
Injection Facility	0.0	0.0	0.0	0.0	0.0	0.0	0.0	0.0	0.0	0.0	0.0	0.0	0.0
Meter Station	0.0	0.0	0.0	0.0	0.0	0.0	0.0	0.0	0.0	0.0	0.0	0.0	0.0
Other	0.0	0.0	0.0	0.0	0.0	0.0	0.0	0.0	0.0	0.0	0.0	0.0	0.0
Alberta Commercial	0.0	0.0	0.0	0.0	0.0	0.0	0.0	0.0	0.0	0.0	0.0	0.0	0.0
Alberta Industrial	0.0	0.0	0.0	0.0	0.0	0.0	0.0	0.0	0.0	0.0	0.0	0.0	0.0
Alberta Residential	0.0	0.0	0.0	0.0	0.0	0.0	0.0	0.0	0.0	0.0	0.0	0.0	0.0
Alberta Elec.Generation	0.0	0.0	0.0	0.0	0.0	0.0	0.0	0.0	0.0	0.0	0.0	0.0	0.0
Shrinkage Acid Gas	0.0	0.0	0.0	0.0	0.0	0.0	0.0	0.0	0.0	0.0	0.0	0.0	0.0
Other products	16.0	15.7	14.7	23.6	17.1	0.0	0.0	0.0	0.0	0.0	0.0	0.0	87.1
Fuel	97.6	93.3	107.5	100.6	100.6	0.0	0.0	0.0	0.0	0.0	0.0	0.0	499.6
Flared	0.0	0.0	0.0	0.0	0.0	0.0	0.0	0.0	0.0	0.0	0.0	0.0	0.0
Vented	0.3	0.1	0.3	1.6	1.4	0.0	0.0	0.0	0.0	0.0	0.0	0.0	3.7
Diff and Other	16.0	2.6	12.5	-58.3	14.4	0.0	0.0	0.0	0.0	0.0	0.0	0.0	-12.8
Process and Frac													
Pentanes Plus	77.3	75.9	71.3	114.0	82.9	0.0	0.0	0.0	0.0	0.0	0.0	0.0	421.4
Propane	0.0	0.0	0.0	0.0	0.0	0.0	0.0	0.0	0.0	0.0	0.0	0.0	0.0
Butanes	0.0	0.0	0.0	0.0	0.0	0.0	0.0	0.0	0.0	0.0	0.0	0.0	0.0
Ethane	0.0	0.0	0.0	0.0	0.0	0.0	0.0	0.0	0.0	0.0	0.0	0.0	0.0
NGL MIX	0.0	0.0	0.0	0.0	0.0	0.0	0.0	0.0	0.0	0.0	0.0	0.0	0.0
Sulphur	0.0	0.0	0.0	0.0	0.0	0.0	0.0	0.0	0.0	0.0	0.0	0.0	0.0
Sulphur Closing Inv	0.0	0.0	0.0	0.0	0.0	0.0	0.0	0.0	0.0	0.0	0.0	0.0	0.0

Unit of Measurement: Gas and Gas equivalent products: 1000m3, Liquids: m3, Sulphur: MTS

VPR6200

Facility ID ABGS0089833

Facility Name Paramount Kakwa 4-22-64-04w5 GGS

Facility Licence # 32568

Facility Operator A54C 7GEN

Production Month	202001	202002	202003	202004	202005	202006	202007	202008	202009	202010	202011	202012	Totals
Receipts													
Receipts from Alberta Facilities	3,049.2	3,547.8	3,953.6	3,722.0	2,828.8	0.0	0.0	0.0	0.0	0.0	0.0	0.0	17,101.4
Receipts from Non-Alberta Facilities	0.0	0.0	0.0	0.0	0.0	0.0	0.0	0.0	0.0	0.0	0.0	0.0	0.0
Dispositions													
Disposition Battery	9.7	9.5	10.6	10.4	2,168.3	0.0	0.0	0.0	0.0	0.0	0.0	0.0	2,208.5
Gas Gathering System	2,747.7	3,251.3	3,757.7	3,242.0	476.2	0.0	0.0	0.0	0.0	0.0	0.0	0.0	13,474.9
Gas Plant	0.0	0.0	0.0	0.0	0.0	0.0	0.0	0.0	0.0	0.0	0.0	0.0	0.0
Injection Facility	0.0	0.0	0.0	0.0	0.0	0.0	0.0	0.0	0.0	0.0	0.0	0.0	0.0
Meter Station	0.0	0.0	0.0	0.0	0.0	0.0	0.0	0.0	0.0	0.0	0.0	0.0	0.0
Other	0.0	0.0	0.0	0.0	0.0	0.0	0.0	0.0	0.0	0.0	0.0	0.0	0.0
Alberta Commercial	0.0	0.0	0.0	0.0	0.0	0.0	0.0	0.0	0.0	0.0	0.0	0.0	0.0
Alberta Industrial	0.0	0.0	0.0	0.0	0.0	0.0	0.0	0.0	0.0	0.0	0.0	0.0	0.0
Alberta Residential	0.0	0.0	0.0	0.0	0.0	0.0	0.0	0.0	0.0	0.0	0.0	0.0	0.0
Alberta Elec.Generation	0.0	0.0	0.0	0.0	0.0	0.0	0.0	0.0	0.0	0.0	0.0	0.0	0.0
Shrinkage Acid Gas	0.0	0.0	0.0	0.0	0.0	0.0	0.0	0.0	0.0	0.0	0.0	0.0	0.0
Other products	62.9	59.6	62.4	61.0	52.7	0.0	0.0	0.0	0.0	0.0	0.0	0.0	298.6
Fuel	194.9	180.9	208.8	185.2	117.0	0.0	0.0	0.0	0.0	0.0	0.0	0.0	886.8
Flared	87.8	85.4	115.7	86.2	52.3	0.0	0.0	0.0	0.0	0.0	0.0	0.0	427.4
Vented	0.2	3.8	4.0	0.4	3.9	0.0	0.0	0.0	0.0	0.0	0.0	0.0	12.3
Diff and Other	-54.0	-42.7	-205.6	136.8	-41.6	0.0	0.0	0.0	0.0	0.0	0.0	0.0	-207.1
Process and Frac													
Pentanes Plus	304.2	288.4	302.0	295.3	255.0	0.0	0.0	0.0	0.0	0.0	0.0	0.0	1,444.9
Propane	0.0	0.0	0.0	0.0	0.0	0.0	0.0	0.0	0.0	0.0	0.0	0.0	0.0
Butanes	0.0	0.0	0.0	0.0	0.0	0.0	0.0	0.0	0.0	0.0	0.0	0.0	0.0
Ethane	0.0	0.0	0.0	0.0	0.0	0.0	0.0	0.0	0.0	0.0	0.0	0.0	0.0
NGL MIX	0.0	0.0	0.0	0.0	0.0	0.0	0.0	0.0	0.0	0.0	0.0	0.0	0.0
Sulphur	0.0	0.0	0.0	0.0	0.0	0.0	0.0	0.0	0.0	0.0	0.0	0.0	0.0
Sulphur Closing Inv	0.0	0.0	0.0	0.0	0.0	0.0	0.0	0.0	0.0	0.0	0.0	0.0	0.0

Unit of Measurement: Gas and Gas equivalent products: 1000m3, Liquids: m3, Sulphur: MTS

VPR6200

Facility ID ABGS0090046
Facility Licence # 26154

Facility Name WILDHAY 4-3-57-23W5 GGS
Facility Operator OHE9 CNRL

Production Month	202001	202002	202003	202004	202005	202006	202007	202008	202009	202010	202011	202012	Totals
Receipts													
Receipts from Alberta Facilities	22,755.0	21,312.0	22,443.9	22,003.0	22,824.4	0.0	0.0	0.0	0.0	0.0	0.0	0.0	111,338.3
Receipts from Non-Alberta Facilities	0.0	0.0	0.0	0.0	0.0	0.0	0.0	0.0	0.0	0.0	0.0	0.0	0.0
Dispositions													
Disposition													
Battery	0.0	0.0	0.0	0.0	0.0	0.0	0.0	0.0	0.0	0.0	0.0	0.0	0.0
Gas Gathering System	22,210.7	20,908.4	22,061.2	21,481.3	22,273.3	0.0	0.0	0.0	0.0	0.0	0.0	0.0	108,934.9
Gas Plant	0.0	0.0	0.0	0.0	0.0	0.0	0.0	0.0	0.0	0.0	0.0	0.0	0.0
Injection Facility	0.0	0.0	0.0	0.0	0.0	0.0	0.0	0.0	0.0	0.0	0.0	0.0	0.0
Meter Station	0.0	0.0	0.0	0.0	0.0	0.0	0.0	0.0	0.0	0.0	0.0	0.0	0.0
Other	4.4	4.2	4.3	3.1	1.3	0.0	0.0	0.0	0.0	0.0	0.0	0.0	17.3
Alberta Commercial	0.0	0.0	0.0	0.0	0.0	0.0	0.0	0.0	0.0	0.0	0.0	0.0	0.0
Alberta Industrial	0.0	0.0	0.0	0.0	0.0	0.0	0.0	0.0	0.0	0.0	0.0	0.0	0.0
Alberta Residential	0.0	0.0	0.0	0.0	0.0	0.0	0.0	0.0	0.0	0.0	0.0	0.0	0.0
Alberta Elec.Generation	0.0	0.0	0.0	0.0	0.0	0.0	0.0	0.0	0.0	0.0	0.0	0.0	0.0
Shrinkage													
Acid Gas	0.0	0.0	0.0	0.0	0.0	0.0	0.0	0.0	0.0	0.0	0.0	0.0	0.0
Other products	5.7	13.6	7.3	0.0	14.0	0.0	0.0	0.0	0.0	0.0	0.0	0.0	40.6
Fuel	840.9	769.6	808.5	781.0	825.3	0.0	0.0	0.0	0.0	0.0	0.0	0.0	4,025.3
Flared	1.0	0.9	2.5	1.5	0.6	0.0	0.0	0.0	0.0	0.0	0.0	0.0	6.5
Vented	0.5	0.7	0.6	0.4	0.6	0.0	0.0	0.0	0.0	0.0	0.0	0.0	2.8
Diff and Other	-308.2	-385.4	-440.5	-264.3	-290.7	0.0	0.0	0.0	0.0	0.0	0.0	0.0	-1,689.1
Process and Frac													
Pentanes Plus	27.7	66.0	35.3	0.0	67.8	0.0	0.0	0.0	0.0	0.0	0.0	0.0	196.8
Propane	0.0	0.0	0.0	0.0	0.0	0.0	0.0	0.0	0.0	0.0	0.0	0.0	0.0
Butanes	0.0	0.0	0.0	0.0	0.0	0.0	0.0	0.0	0.0	0.0	0.0	0.0	0.0
Ethane	0.0	0.0	0.0	0.0	0.0	0.0	0.0	0.0	0.0	0.0	0.0	0.0	0.0
NGL MIX	0.0	0.0	0.0	0.0	0.0	0.0	0.0	0.0	0.0	0.0	0.0	0.0	0.0
Sulphur	0.0	0.0	0.0	0.0	0.0	0.0	0.0	0.0	0.0	0.0	0.0	0.0	0.0
Sulphur Closing Inv	0.0	0.0	0.0	0.0	0.0	0.0	0.0	0.0	0.0	0.0	0.0	0.0	0.0

Unit of Measurement: Gas and Gas equivalent products: 1000m3, Liquids: m3, Sulphur: MTS

VPR6200

Facility ID ABGS0090047

Facility Name EDSON 04-17-052-20W5 ANSELL GGS

Facility Licence # 36083

Facility Operator 0039 ROGCI

Production Month	202001	202002	202003	202004	202005	202006	202007	202008	202009	202010	202011	202012	Totals
Receipts													
Receipts from Alberta Facilities	11,653.4	10,854.1	11,626.0	11,243.3	11,190.7	0.0	0.0	0.0	0.0	0.0	0.0	0.0	56,567.5
Receipts from Non-Alberta Facilities	0.0	0.0	0.0	0.0	0.0	0.0	0.0	0.0	0.0	0.0	0.0	0.0	0.0
Dispositions													
Disposition Battery	0.0	0.0	0.0	0.0	0.0	0.0	0.0	0.0	0.0	0.0	0.0	0.0	0.0
Gas Gathering System	11,304.2	10,274.0	10,978.0	10,936.1	10,795.0	0.0	0.0	0.0	0.0	0.0	0.0	0.0	54,287.3
Gas Plant	0.0	0.0	0.0	0.0	0.0	0.0	0.0	0.0	0.0	0.0	0.0	0.0	0.0
Injection Facility	0.0	0.0	0.0	0.0	0.0	0.0	0.0	0.0	0.0	0.0	0.0	0.0	0.0
Meter Station	0.0	0.0	0.0	0.0	0.0	0.0	0.0	0.0	0.0	0.0	0.0	0.0	0.0
Other	0.0	0.0	0.0	0.0	0.0	0.0	0.0	0.0	0.0	0.0	0.0	0.0	0.0
Alberta Commercial	0.0	0.0	0.0	0.0	0.0	0.0	0.0	0.0	0.0	0.0	0.0	0.0	0.0
Alberta Industrial	0.0	0.0	0.0	0.0	0.0	0.0	0.0	0.0	0.0	0.0	0.0	0.0	0.0
Alberta Residential	0.0	0.0	0.0	0.0	0.0	0.0	0.0	0.0	0.0	0.0	0.0	0.0	0.0
Alberta Elec.Generation	0.0	0.0	0.0	0.0	0.0	0.0	0.0	0.0	0.0	0.0	0.0	0.0	0.0
Shrinkage Acid Gas	0.0	0.0	0.0	0.0	0.0	0.0	0.0	0.0	0.0	0.0	0.0	0.0	0.0
Other products	2.1	1.0	1.0	1.6	0.7	0.0	0.0	0.0	0.0	0.0	0.0	0.0	6.4
Fuel	360.9	325.3	351.5	344.1	345.6	0.0	0.0	0.0	0.0	0.0	0.0	0.0	1,727.4
Flared	0.0	0.0	0.0	0.0	0.0	0.0	0.0	0.0	0.0	0.0	0.0	0.0	0.0
Vented	7.4	11.8	1.3	1.1	2.5	0.0	0.0	0.0	0.0	0.0	0.0	0.0	24.1
Diff and Other	-21.2	242.0	294.2	-39.6	46.9	0.0	0.0	0.0	0.0	0.0	0.0	0.0	522.3
Process and Frac													
Pentanes Plus	10.2	4.6	4.9	7.7	3.4	0.0	0.0	0.0	0.0	0.0	0.0	0.0	30.8
Propane	0.0	0.0	0.0	0.0	0.0	0.0	0.0	0.0	0.0	0.0	0.0	0.0	0.0
Butanes	0.0	0.0	0.0	0.0	0.0	0.0	0.0	0.0	0.0	0.0	0.0	0.0	0.0
Ethane	0.0	0.0	0.0	0.0	0.0	0.0	0.0	0.0	0.0	0.0	0.0	0.0	0.0
NGL MIX	0.0	0.0	0.0	0.0	0.0	0.0	0.0	0.0	0.0	0.0	0.0	0.0	0.0
Sulphur	0.0	0.0	0.0	0.0	0.0	0.0	0.0	0.0	0.0	0.0	0.0	0.0	0.0
Sulphur Closing Inv	0.0	0.0	0.0	0.0	0.0	0.0	0.0	0.0	0.0	0.0	0.0	0.0	0.0

Unit of Measurement: Gas and Gas equivalent products: 1000m3, Liquids: m3, Sulphur: MTS

VPR6200

Facility ID ABGS0090118

Facility Name SAMSON GGS TO COMP AT 09-01

Facility Licence # 34557

Facility Operator OTM9 NAL

Production Month	202001	202002	202003	202004	202005	202006	202007	202008	202009	202010	202011	202012	Totals
Receipts													
Receipts from Alberta Facilities	302.9	365.3	376.0	352.3	386.7	0.0	0.0	0.0	0.0	0.0	0.0	0.0	1,783.2
Receipts from Non-Alberta Facilities	0.0	0.0	0.0	0.0	0.0	0.0	0.0	0.0	0.0	0.0	0.0	0.0	0.0
Dispositions													
Disposition													
Battery	0.0	0.0	0.0	0.0	0.0	0.0	0.0	0.0	0.0	0.0	0.0	0.0	0.0
Gas Gathering System	240.1	308.2	313.3	298.7	332.9	0.0	0.0	0.0	0.0	0.0	0.0	0.0	1,493.2
Gas Plant	0.0	0.0	0.0	0.0	0.0	0.0	0.0	0.0	0.0	0.0	0.0	0.0	0.0
Injection Facility	0.0	0.0	0.0	0.0	0.0	0.0	0.0	0.0	0.0	0.0	0.0	0.0	0.0
Meter Station	0.0	0.0	0.0	0.0	0.0	0.0	0.0	0.0	0.0	0.0	0.0	0.0	0.0
Other	0.0	0.0	0.0	0.0	0.0	0.0	0.0	0.0	0.0	0.0	0.0	0.0	0.0
Alberta Commercial	0.0	0.0	0.0	0.0	0.0	0.0	0.0	0.0	0.0	0.0	0.0	0.0	0.0
Alberta Industrial	0.0	0.0	0.0	0.0	0.0	0.0	0.0	0.0	0.0	0.0	0.0	0.0	0.0
Alberta Residential	0.0	0.0	0.0	0.0	0.0	0.0	0.0	0.0	0.0	0.0	0.0	0.0	0.0
Alberta Elec.Generation	0.0	0.0	0.0	0.0	0.0	0.0	0.0	0.0	0.0	0.0	0.0	0.0	0.0
Shrinkage													
Acid Gas	0.0	0.0	0.0	0.0	0.0	0.0	0.0	0.0	0.0	0.0	0.0	0.0	0.0
Other products	1.9	1.8	2.3	1.9	1.4	0.0	0.0	0.0	0.0	0.0	0.0	0.0	9.3
Fuel	47.5	44.5	47.3	45.1	45.3	0.0	0.0	0.0	0.0	0.0	0.0	0.0	229.7
Flared	0.0	0.0	0.0	0.0	0.0	0.0	0.0	0.0	0.0	0.0	0.0	0.0	0.0
Vented	0.0	0.0	0.0	0.0	0.0	0.0	0.0	0.0	0.0	0.0	0.0	0.0	0.0
Diff and Other	13.4	10.8	13.1	6.6	7.1	0.0	0.0	0.0	0.0	0.0	0.0	0.0	51.0
Process and Frac													
Pentanes Plus	9.1	8.8	11.1	9.0	7.0	0.0	0.0	0.0	0.0	0.0	0.0	0.0	45.0
Propane	0.0	0.0	0.0	0.0	0.0	0.0	0.0	0.0	0.0	0.0	0.0	0.0	0.0
Butanes	0.0	0.0	0.0	0.0	0.0	0.0	0.0	0.0	0.0	0.0	0.0	0.0	0.0
Ethane	0.0	0.0	0.0	0.0	0.0	0.0	0.0	0.0	0.0	0.0	0.0	0.0	0.0
NGL MIX	0.0	0.0	0.0	0.0	0.0	0.0	0.0	0.0	0.0	0.0	0.0	0.0	0.0
Sulphur	0.0	0.0	0.0	0.0	0.0	0.0	0.0	0.0	0.0	0.0	0.0	0.0	0.0
Sulphur Closing Inv	0.0	0.0	0.0	0.0	0.0	0.0	0.0	0.0	0.0	0.0	0.0	0.0	0.0

Unit of Measurement: Gas and Gas equivalent products: 1000m3, Liquids: m3, Sulphur: MTS

VPR6200

Facility ID ABGS0090158

Facility Name NRK SUNCHILD 11-18 COMPRESSOR

Facility Licence # 9391

Facility Operator A2TG TQN

Production Month	202001	202002	202003	202004	202005	202006	202007	202008	202009	202010	202011	202012	Totals
Receipts													
Receipts from Alberta Facilities	11,922.4	12,565.5	13,747.8	13,106.1	13,291.0	0.0	0.0	0.0	0.0	0.0	0.0	0.0	64,632.8
Receipts from Non-Alberta Facilities	0.0	0.0	0.0	0.0	0.0	0.0	0.0	0.0	0.0	0.0	0.0	0.0	0.0
Dispositions													
Disposition Battery	100.1	107.3	137.1	122.4	158.1	0.0	0.0	0.0	0.0	0.0	0.0	0.0	625.0
Gas Gathering System	11,358.0	12,444.6	13,546.8	12,978.2	12,570.7	0.0	0.0	0.0	0.0	0.0	0.0	0.0	62,898.3
Gas Plant	0.0	0.0	0.0	0.0	0.0	0.0	0.0	0.0	0.0	0.0	0.0	0.0	0.0
Injection Facility	0.0	0.0	0.0	0.0	0.0	0.0	0.0	0.0	0.0	0.0	0.0	0.0	0.0
Meter Station	0.0	0.0	0.0	0.0	0.0	0.0	0.0	0.0	0.0	0.0	0.0	0.0	0.0
Other	0.0	0.0	0.0	0.0	0.0	0.0	0.0	0.0	0.0	0.0	0.0	0.0	0.0
Alberta Commercial	0.0	0.0	0.0	0.0	0.0	0.0	0.0	0.0	0.0	0.0	0.0	0.0	0.0
Alberta Industrial	0.0	0.0	0.0	0.0	0.0	0.0	0.0	0.0	0.0	0.0	0.0	0.0	0.0
Alberta Residential	0.0	0.0	0.0	0.0	0.0	0.0	0.0	0.0	0.0	0.0	0.0	0.0	0.0
Alberta Elec.Generation	0.0	0.0	0.0	0.0	0.0	0.0	0.0	0.0	0.0	0.0	0.0	0.0	0.0
Shrinkage Acid Gas	0.0	0.0	0.0	0.0	0.0	0.0	0.0	0.0	0.0	0.0	0.0	0.0	0.0
Other products	11.8	19.0	16.1	10.1	20.1	0.0	0.0	0.0	0.0	0.0	0.0	0.0	77.1
Fuel	378.8	348.9	374.6	342.7	310.8	0.0	0.0	0.0	0.0	0.0	0.0	0.0	1,755.8
Flared	2.4	0.6	0.6	0.6	0.8	0.0	0.0	0.0	0.0	0.0	0.0	0.0	5.0
Vented	0.0	0.0	0.0	0.0	0.0	0.0	0.0	0.0	0.0	0.0	0.0	0.0	0.0
Diff and Other	71.3	-354.9	-327.4	-347.9	230.5	0.0	0.0	0.0	0.0	0.0	0.0	0.0	-728.4
Process and Frac													
Pentanes Plus	56.9	91.7	78.0	49.0	97.2	0.0	0.0	0.0	0.0	0.0	0.0	0.0	372.8
Propane	0.0	0.0	0.0	0.0	0.0	0.0	0.0	0.0	0.0	0.0	0.0	0.0	0.0
Butanes	0.0	0.0	0.0	0.0	0.0	0.0	0.0	0.0	0.0	0.0	0.0	0.0	0.0
Ethane	0.0	0.0	0.0	0.0	0.0	0.0	0.0	0.0	0.0	0.0	0.0	0.0	0.0
NGL MIX	0.0	0.0	0.0	0.0	0.0	0.0	0.0	0.0	0.0	0.0	0.0	0.0	0.0
Sulphur	0.0	0.0	0.0	0.0	0.0	0.0	0.0	0.0	0.0	0.0	0.0	0.0	0.0
Sulphur Closing Inv	0.0	0.0	0.0	0.0	0.0	0.0	0.0	0.0	0.0	0.0	0.0	0.0	0.0

Unit of Measurement: Gas and Gas equivalent products: 1000m3, Liquids: m3, Sulphur: MTS

VPR6200

Facility ID ABGS0090299

Facility Name GAS GATHERING SYSTEM TO MS 1037

Facility Licence # 7348

Facility Operator A5D4 CVE

Production Month	202001	202002	202003	202004	202005	202006	202007	202008	202009	202010	202011	202012	Totals
Receipts													
Receipts from Alberta Facilities	2,694.0	2,599.6	2,765.6	2,719.7	2,745.2	0.0	0.0	0.0	0.0	0.0	0.0	0.0	13,524.1
Receipts from Non-Alberta Facilities	0.0	0.0	0.0	0.0	0.0	0.0	0.0	0.0	0.0	0.0	0.0	0.0	0.0
Dispositions													
Disposition													
Battery	0.0	0.0	0.0	0.0	0.0	0.0	0.0	0.0	0.0	0.0	0.0	0.0	0.0
Gas Gathering System	2,468.2	2,393.5	2,532.2	2,480.4	2,523.1	0.0	0.0	0.0	0.0	0.0	0.0	0.0	12,397.4
Gas Plant	0.0	0.0	0.0	0.0	0.0	0.0	0.0	0.0	0.0	0.0	0.0	0.0	0.0
Injection Facility	0.0	0.0	0.0	0.0	0.0	0.0	0.0	0.0	0.0	0.0	0.0	0.0	0.0
Meter Station	0.0	0.0	0.0	0.0	0.0	0.0	0.0	0.0	0.0	0.0	0.0	0.0	0.0
Other	0.0	0.0	0.0	0.0	0.0	0.0	0.0	0.0	0.0	0.0	0.0	0.0	0.0
Alberta Commercial	0.0	0.0	0.0	0.0	0.0	0.0	0.0	0.0	0.0	0.0	0.0	0.0	0.0
Alberta Industrial	0.0	0.0	0.0	0.0	0.0	0.0	0.0	0.0	0.0	0.0	0.0	0.0	0.0
Alberta Residential	0.0	0.0	0.0	0.0	0.0	0.0	0.0	0.0	0.0	0.0	0.0	0.0	0.0
Alberta Elec.Generation	0.0	0.0	0.0	0.0	0.0	0.0	0.0	0.0	0.0	0.0	0.0	0.0	0.0
Shrinkage													
Acid Gas	0.0	0.0	0.0	0.0	0.0	0.0	0.0	0.0	0.0	0.0	0.0	0.0	0.0
Other products	2.0	5.8	3.0	2.5	0.8	0.0	0.0	0.0	0.0	0.0	0.0	0.0	14.1
Fuel	108.6	116.8	144.1	140.3	144.7	0.0	0.0	0.0	0.0	0.0	0.0	0.0	654.5
Flared	6.3	2.6	1.9	2.1	4.3	0.0	0.0	0.0	0.0	0.0	0.0	0.0	17.2
Vented	0.9	1.2	1.0	0.9	0.8	0.0	0.0	0.0	0.0	0.0	0.0	0.0	4.8
Diff and Other	108.0	79.7	83.4	93.5	71.5	0.0	0.0	0.0	0.0	0.0	0.0	0.0	436.1
Process and Frac													
Pentanes Plus	9.9	27.9	14.7	12.1	4.0	0.0	0.0	0.0	0.0	0.0	0.0	0.0	68.6
Propane	0.0	0.0	0.0	0.0	0.0	0.0	0.0	0.0	0.0	0.0	0.0	0.0	0.0
Butanes	0.0	0.0	0.0	0.0	0.0	0.0	0.0	0.0	0.0	0.0	0.0	0.0	0.0
Ethane	0.0	0.0	0.0	0.0	0.0	0.0	0.0	0.0	0.0	0.0	0.0	0.0	0.0
NGL MIX	0.0	0.0	0.0	0.0	0.0	0.0	0.0	0.0	0.0	0.0	0.0	0.0	0.0
Sulphur	0.0	0.0	0.0	0.0	0.0	0.0	0.0	0.0	0.0	0.0	0.0	0.0	0.0
Sulphur Closing Inv	0.0	0.0	0.0	0.0	0.0	0.0	0.0	0.0	0.0	0.0	0.0	0.0	0.0

Unit of Measurement: Gas and Gas equivalent products: 1000m3, Liquids: m3, Sulphur: MTS

VPR6200

Facility ID ABGS0090427
Facility Licence # 35550

Facility Name IRRICANA 10-22-027-27W4 GGS
Facility Operator A1H9 EMBER

Production Month	202001	202002	202003	202004	202005	202006	202007	202008	202009	202010	202011	202012	Totals
Receipts													
Receipts from Alberta Facilities	13,672.1	14,395.0	14,972.5	14,455.4	14,944.1	0.0	0.0	0.0	0.0	0.0	0.0	0.0	72,439.1
Receipts from Non-Alberta Facilities	0.0	0.0	0.0	0.0	0.0	0.0	0.0	0.0	0.0	0.0	0.0	0.0	0.0
Dispositions													
Disposition Battery	690.2	699.3	716.6	677.9	706.6	0.0	0.0	0.0	0.0	0.0	0.0	0.0	3,490.6
Gas Gathering System	0.0	0.0	0.0	0.0	0.0	0.0	0.0	0.0	0.0	0.0	0.0	0.0	0.0
Gas Plant	0.0	0.0	0.0	0.0	0.0	0.0	0.0	0.0	0.0	0.0	0.0	0.0	0.0
Injection Facility	0.0	0.0	0.0	0.0	0.0	0.0	0.0	0.0	0.0	0.0	0.0	0.0	0.0
Meter Station	12,943.9	13,709.2	14,293.0	13,800.5	14,265.8	0.0	0.0	0.0	0.0	0.0	0.0	0.0	69,012.4
Other	0.0	0.0	0.0	0.0	0.0	0.0	0.0	0.0	0.0	0.0	0.0	0.0	0.0
Alberta Commercial	0.0	0.0	0.0	0.0	0.0	0.0	0.0	0.0	0.0	0.0	0.0	0.0	0.0
Alberta Industrial	0.0	0.0	0.0	0.0	0.0	0.0	0.0	0.0	0.0	0.0	0.0	0.0	0.0
Alberta Residential	0.0	0.0	0.0	0.0	0.0	0.0	0.0	0.0	0.0	0.0	0.0	0.0	0.0
Alberta Elec.Generation	0.0	0.0	0.0	0.0	0.0	0.0	0.0	0.0	0.0	0.0	0.0	0.0	0.0
Shrinkage Acid Gas	0.0	0.0	0.0	0.0	0.0	0.0	0.0	0.0	0.0	0.0	0.0	0.0	0.0
Other products	0.2	0.0	0.0	0.0	0.0	0.0	0.0	0.0	0.0	0.0	0.0	0.0	0.2
Fuel	0.0	0.0	0.0	0.0	0.0	0.0	0.0	0.0	0.0	0.0	0.0	0.0	0.0
Flared	0.0	0.0	0.0	0.0	0.0	0.0	0.0	0.0	0.0	0.0	0.0	0.0	0.0
Vented	1.0	0.0	0.1	0.9	0.0	0.0	0.0	0.0	0.0	0.0	0.0	0.0	2.0
Diff and Other	36.8	-13.5	-37.2	-23.9	-28.3	0.0	0.0	0.0	0.0	0.0	0.0	0.0	-66.1
Process and Frac													
Pentanes Plus	0.9	0.2	0.0	0.0	0.0	0.0	0.0	0.0	0.0	0.0	0.0	0.0	1.1
Propane	0.0	0.0	0.0	0.0	0.0	0.0	0.0	0.0	0.0	0.0	0.0	0.0	0.0
Butanes	0.0	0.0	0.0	0.0	0.0	0.0	0.0	0.0	0.0	0.0	0.0	0.0	0.0
Ethane	0.0	0.0	0.0	0.0	0.0	0.0	0.0	0.0	0.0	0.0	0.0	0.0	0.0
NGL MIX	0.0	0.0	0.0	0.0	0.0	0.0	0.0	0.0	0.0	0.0	0.0	0.0	0.0
Sulphur	0.0	0.0	0.0	0.0	0.0	0.0	0.0	0.0	0.0	0.0	0.0	0.0	0.0
Sulphur Closing Inv	0.0	0.0	0.0	0.0	0.0	0.0	0.0	0.0	0.0	0.0	0.0	0.0	0.0

Unit of Measurement: Gas and Gas equivalent products: 1000m3, Liquids: m3, Sulphur: MTS

VPR6200

Facility ID ABGS0090481

Facility Name BASHAW 1-28-42-22W4

Facility Licence # 34996

Facility Operator OHE9 CNRL

Production Month	202001	202002	202003	202004	202005	202006	202007	202008	202009	202010	202011	202012	Totals
Receipts													
Receipts from Alberta Facilities	1,490.1	1,456.2	1,380.4	1,407.7	1,391.9	0.0	0.0	0.0	0.0	0.0	0.0	0.0	7,126.3
Receipts from Non-Alberta Facilities	0.0	0.0	0.0	0.0	0.0	0.0	0.0	0.0	0.0	0.0	0.0	0.0	0.0
Dispositions													
Disposition													
Battery	0.0	0.0	0.0	0.0	0.0	0.0	0.0	0.0	0.0	0.0	0.0	0.0	0.0
Gas Gathering System	0.0	0.0	0.0	0.0	0.0	0.0	0.0	0.0	0.0	0.0	0.0	0.0	0.0
Gas Plant	0.0	0.0	0.0	0.0	0.0	0.0	0.0	0.0	0.0	0.0	0.0	0.0	0.0
Injection Facility	0.0	0.0	0.0	0.0	0.0	0.0	0.0	0.0	0.0	0.0	0.0	0.0	0.0
Meter Station	1,356.2	1,332.7	1,243.0	1,278.6	1,266.1	0.0	0.0	0.0	0.0	0.0	0.0	0.0	6,476.6
Other	0.0	0.0	0.0	0.0	0.0	0.0	0.0	0.0	0.0	0.0	0.0	0.0	0.0
Alberta Commercial	0.0	0.0	0.0	0.0	0.0	0.0	0.0	0.0	0.0	0.0	0.0	0.0	0.0
Alberta Industrial	0.0	0.0	0.0	0.0	0.0	0.0	0.0	0.0	0.0	0.0	0.0	0.0	0.0
Alberta Residential	0.0	0.0	0.0	0.0	0.0	0.0	0.0	0.0	0.0	0.0	0.0	0.0	0.0
Alberta Elec.Generation	0.0	0.0	0.0	0.0	0.0	0.0	0.0	0.0	0.0	0.0	0.0	0.0	0.0
Shrinkage													
Acid Gas	0.0	0.0	0.0	0.0	0.0	0.0	0.0	0.0	0.0	0.0	0.0	0.0	0.0
Other products	4.8	3.1	3.5	3.7	3.0	0.0	0.0	0.0	0.0	0.0	0.0	0.0	18.1
Fuel	165.9	154.5	163.3	156.7	159.4	0.0	0.0	0.0	0.0	0.0	0.0	0.0	799.8
Flared	0.0	0.0	0.0	0.0	0.0	0.0	0.0	0.0	0.0	0.0	0.0	0.0	0.0
Vented	0.0	0.1	0.0	0.0	0.0	0.0	0.0	0.0	0.0	0.0	0.0	0.0	0.1
Diff and Other	-36.8	-34.2	-29.4	-31.3	-36.6	0.0	0.0	0.0	0.0	0.0	0.0	0.0	-168.3
Process and Frac													
Pentanes Plus	23.2	14.9	16.8	17.8	14.5	0.0	0.0	0.0	0.0	0.0	0.0	0.0	87.2
Propane	0.0	0.0	0.0	0.0	0.0	0.0	0.0	0.0	0.0	0.0	0.0	0.0	0.0
Butanes	0.0	0.0	0.0	0.0	0.0	0.0	0.0	0.0	0.0	0.0	0.0	0.0	0.0
Ethane	0.0	0.0	0.0	0.0	0.0	0.0	0.0	0.0	0.0	0.0	0.0	0.0	0.0
NGL MIX	0.0	0.0	0.0	0.0	0.0	0.0	0.0	0.0	0.0	0.0	0.0	0.0	0.0
Sulphur	0.0	0.0	0.0	0.0	0.0	0.0	0.0	0.0	0.0	0.0	0.0	0.0	0.0
Sulphur Closing Inv	0.0	0.0	0.0	0.0	0.0	0.0	0.0	0.0	0.0	0.0	0.0	0.0	0.0

Unit of Measurement: Gas and Gas equivalent products: 1000m3, Liquids: m3, Sulphur: MTS

VPR6200

Facility ID ABGS0090951

Facility Name PWE POUCE COUPE 1-19 GGS

Facility Licence # 29255

Facility Operator A2TG TQN

Production Month	202001	202002	202003	202004	202005	202006	202007	202008	202009	202010	202011	202012	Totals
Receipts													
Receipts from Alberta Facilities	28,548.6	26,761.6	26,750.6	26,276.0	23,590.5	0.0	0.0	0.0	0.0	0.0	0.0	0.0	131,927.3
Receipts from Non-Alberta Facilities	0.0	0.0	0.0	0.0	0.0	0.0	0.0	0.0	0.0	0.0	0.0	0.0	0.0
Dispositions													
Disposition													
Battery	126.9	23.0	25.8	25.0	16.9	0.0	0.0	0.0	0.0	0.0	0.0	0.0	217.6
Gas Gathering System	27,520.8	25,651.4	24,990.2	24,565.3	22,344.9	0.0	0.0	0.0	0.0	0.0	0.0	0.0	125,072.6
Gas Plant	0.0	0.0	0.0	0.0	0.0	0.0	0.0	0.0	0.0	0.0	0.0	0.0	0.0
Injection Facility	0.0	0.0	0.0	0.0	0.0	0.0	0.0	0.0	0.0	0.0	0.0	0.0	0.0
Meter Station	0.0	0.0	0.0	0.0	0.0	0.0	0.0	0.0	0.0	0.0	0.0	0.0	0.0
Other	0.0	0.0	0.0	0.0	0.0	0.0	0.0	0.0	0.0	0.0	0.0	0.0	0.0
Alberta Commercial	0.0	0.0	0.0	0.0	0.0	0.0	0.0	0.0	0.0	0.0	0.0	0.0	0.0
Alberta Industrial	0.0	0.0	0.0	0.0	0.0	0.0	0.0	0.0	0.0	0.0	0.0	0.0	0.0
Alberta Residential	0.0	0.0	0.0	0.0	0.0	0.0	0.0	0.0	0.0	0.0	0.0	0.0	0.0
Alberta Elec.Generation	0.0	0.0	0.0	0.0	0.0	0.0	0.0	0.0	0.0	0.0	0.0	0.0	0.0
Shrinkage													
Acid Gas	0.0	0.0	0.0	0.0	0.0	0.0	0.0	0.0	0.0	0.0	0.0	0.0	0.0
Other products	118.0	79.9	79.6	76.5	54.7	0.0	0.0	0.0	0.0	0.0	0.0	0.0	408.7
Fuel	1,490.7	1,261.0	1,333.5	1,167.0	1,128.8	0.0	0.0	0.0	0.0	0.0	0.0	0.0	6,381.0
Flared	18.1	6.2	11.3	12.2	19.0	0.0	0.0	0.0	0.0	0.0	0.0	0.0	66.8
Vented	1.4	0.4	0.7	0.3	1.3	0.0	0.0	0.0	0.0	0.0	0.0	0.0	4.1
Diff and Other	-727.3	-260.3	309.5	429.7	24.9	0.0	0.0	0.0	0.0	0.0	0.0	0.0	-223.5
Process and Frac													
Pentanes Plus	571.1	386.6	385.2	370.3	264.8	0.0	0.0	0.0	0.0	0.0	0.0	0.0	1,978.0
Propane	0.0	0.0	0.0	0.0	0.0	0.0	0.0	0.0	0.0	0.0	0.0	0.0	0.0
Butanes	0.0	0.0	0.0	0.0	0.0	0.0	0.0	0.0	0.0	0.0	0.0	0.0	0.0
Ethane	0.0	0.0	0.0	0.0	0.0	0.0	0.0	0.0	0.0	0.0	0.0	0.0	0.0
NGL MIX	0.0	0.0	0.0	0.0	0.0	0.0	0.0	0.0	0.0	0.0	0.0	0.0	0.0
Sulphur	0.0	0.0	0.0	0.0	0.0	0.0	0.0	0.0	0.0	0.0	0.0	0.0	0.0
Sulphur Closing Inv	0.0	0.0	0.0	0.0	0.0	0.0	0.0	0.0	0.0	0.0	0.0	0.0	0.0

Unit of Measurement: Gas and Gas equivalent products: 1000m3, Liquids: m3, Sulphur: MTS

VPR6200

Facility ID ABGS0091305

Facility Name WILLEDEN GREEN 1-33-41-6w5

Facility Licence # 36715

Facility Operator OHE9 CNRL

Production Month	202001	202002	202003	202004	202005	202006	202007	202008	202009	202010	202011	202012	Totals
Receipts													
Receipts from Alberta Facilities	2,342.2	2,147.8	2,394.3	2,888.6	2,636.1	0.0	0.0	0.0	0.0	0.0	0.0	0.0	12,409.0
Receipts from Non-Alberta Facilities	0.0	0.0	0.0	0.0	0.0	0.0	0.0	0.0	0.0	0.0	0.0	0.0	0.0
Dispositions													
Disposition													
Battery	0.0	0.0	0.0	0.0	0.0	0.0	0.0	0.0	0.0	0.0	0.0	0.0	0.0
Gas Gathering System	2,222.8	2,055.3	2,319.5	2,711.5	2,511.4	0.0	0.0	0.0	0.0	0.0	0.0	0.0	11,820.5
Gas Plant	0.0	0.0	0.0	0.0	0.0	0.0	0.0	0.0	0.0	0.0	0.0	0.0	0.0
Injection Facility	0.0	0.0	0.0	0.0	0.0	0.0	0.0	0.0	0.0	0.0	0.0	0.0	0.0
Meter Station	0.0	0.0	0.0	0.0	0.0	0.0	0.0	0.0	0.0	0.0	0.0	0.0	0.0
Other	0.0	0.0	0.0	0.0	0.0	0.0	0.0	0.0	0.0	0.0	0.0	0.0	0.0
Alberta Commercial	0.0	0.0	0.0	0.0	0.0	0.0	0.0	0.0	0.0	0.0	0.0	0.0	0.0
Alberta Industrial	0.0	0.0	0.0	0.0	0.0	0.0	0.0	0.0	0.0	0.0	0.0	0.0	0.0
Alberta Residential	0.0	0.0	0.0	0.0	0.0	0.0	0.0	0.0	0.0	0.0	0.0	0.0	0.0
Alberta Elec.Generation	0.0	0.0	0.0	0.0	0.0	0.0	0.0	0.0	0.0	0.0	0.0	0.0	0.0
Shrinkage													
Acid Gas	0.0	0.0	0.0	0.0	0.0	0.0	0.0	0.0	0.0	0.0	0.0	0.0	0.0
Other products	15.9	6.4	10.5	9.1	2.0	0.0	0.0	0.0	0.0	0.0	0.0	0.0	43.9
Fuel	110.9	102.6	112.1	117.1	113.1	0.0	0.0	0.0	0.0	0.0	0.0	0.0	555.8
Flared	0.0	0.0	0.0	0.0	0.0	0.0	0.0	0.0	0.0	0.0	0.0	0.0	0.0
Vented	0.0	0.0	0.0	0.0	0.0	0.0	0.0	0.0	0.0	0.0	0.0	0.0	0.0
Diff and Other	-7.4	-16.5	-47.8	50.9	9.6	0.0	0.0	0.0	0.0	0.0	0.0	0.0	-11.2
Process and Frac													
Pentanes Plus	76.7	30.8	50.9	44.2	9.6	0.0	0.0	0.0	0.0	0.0	0.0	0.0	212.2
Propane	0.0	0.0	0.0	0.0	0.0	0.0	0.0	0.0	0.0	0.0	0.0	0.0	0.0
Butanes	0.0	0.0	0.0	0.0	0.0	0.0	0.0	0.0	0.0	0.0	0.0	0.0	0.0
Ethane	0.0	0.0	0.0	0.0	0.0	0.0	0.0	0.0	0.0	0.0	0.0	0.0	0.0
NGL MIX	0.0	0.0	0.0	0.0	0.0	0.0	0.0	0.0	0.0	0.0	0.0	0.0	0.0
Sulphur	0.0	0.0	0.0	0.0	0.0	0.0	0.0	0.0	0.0	0.0	0.0	0.0	0.0
Sulphur Closing Inv	0.0	0.0	0.0	0.0	0.0	0.0	0.0	0.0	0.0	0.0	0.0	0.0	0.0

Unit of Measurement: Gas and Gas equivalent products: 1000m3, Liquids: m3, Sulphur: MTS

VPR6200

Facility ID ABGS0091503

Facility Name FERRIER GAS GATHERING

Facility Licence # 35344

Facility Operator A5RX BEC

Production Month	202001	202002	202003	202004	202005	202006	202007	202008	202009	202010	202011	202012	Totals
Receipts													
Receipts from Alberta Facilities	4,243.9	3,811.4	3,880.8	3,724.3	3,617.7	0.0	0.0	0.0	0.0	0.0	0.0	0.0	19,278.1
Receipts from Non-Alberta Facilities	0.0	0.0	0.0	0.0	0.0	0.0	0.0	0.0	0.0	0.0	0.0	0.0	0.0
Dispositions													
Disposition													
Battery	0.0	0.0	0.0	0.0	0.0	0.0	0.0	0.0	0.0	0.0	0.0	0.0	0.0
Gas Gathering System	3,969.0	3,697.9	3,881.3	3,598.0	3,638.6	0.0	0.0	0.0	0.0	0.0	0.0	0.0	18,784.8
Gas Plant	0.0	0.0	0.0	0.0	0.0	0.0	0.0	0.0	0.0	0.0	0.0	0.0	0.0
Injection Facility	0.0	0.0	0.0	0.0	0.0	0.0	0.0	0.0	0.0	0.0	0.0	0.0	0.0
Meter Station	0.0	0.0	0.0	0.0	0.0	0.0	0.0	0.0	0.0	0.0	0.0	0.0	0.0
Other	0.0	0.0	0.0	0.0	0.0	0.0	0.0	0.0	0.0	0.0	0.0	0.0	0.0
Alberta Commercial	0.0	0.0	0.0	0.0	0.0	0.0	0.0	0.0	0.0	0.0	0.0	0.0	0.0
Alberta Industrial	0.0	0.0	0.0	0.0	0.0	0.0	0.0	0.0	0.0	0.0	0.0	0.0	0.0
Alberta Residential	0.0	0.0	0.0	0.0	0.0	0.0	0.0	0.0	0.0	0.0	0.0	0.0	0.0
Alberta Elec.Generation	0.0	0.0	0.0	0.0	0.0	0.0	0.0	0.0	0.0	0.0	0.0	0.0	0.0
Shrinkage													
Acid Gas	0.0	0.0	0.0	0.0	0.0	0.0	0.0	0.0	0.0	0.0	0.0	0.0	0.0
Other products	1.0	0.0	0.9	0.0	0.0	0.0	0.0	0.0	0.0	0.0	0.0	0.0	1.9
Fuel	182.5	166.8	170.1	159.9	152.3	0.0	0.0	0.0	0.0	0.0	0.0	0.0	831.6
Flared	0.0	0.0	0.0	0.0	0.0	0.0	0.0	0.0	0.0	0.0	0.0	0.0	0.0
Vented	2.9	2.9	2.9	2.9	2.9	0.0	0.0	0.0	0.0	0.0	0.0	0.0	14.5
Diff and Other	88.5	-56.2	-174.4	-36.5	-176.1	0.0	0.0	0.0	0.0	0.0	0.0	0.0	-354.7
Process and Frac													
Pentanes Plus	4.9	0.0	4.3	0.0	0.0	0.0	0.0	0.0	0.0	0.0	0.0	0.0	9.2
Propane	0.0	0.0	0.0	0.0	0.0	0.0	0.0	0.0	0.0	0.0	0.0	0.0	0.0
Butanes	0.0	0.0	0.0	0.0	0.0	0.0	0.0	0.0	0.0	0.0	0.0	0.0	0.0
Ethane	0.0	0.0	0.0	0.0	0.0	0.0	0.0	0.0	0.0	0.0	0.0	0.0	0.0
NGL MIX	0.0	0.0	0.0	0.0	0.0	0.0	0.0	0.0	0.0	0.0	0.0	0.0	0.0
Sulphur	0.0	0.0	0.0	0.0	0.0	0.0	0.0	0.0	0.0	0.0	0.0	0.0	0.0
Sulphur Closing Inv	0.0	0.0	0.0	0.0	0.0	0.0	0.0	0.0	0.0	0.0	0.0	0.0	0.0

VPR6200

Facility ID ABGS0091546
Facility Licence # 36486

Facility Name MUSREAU 00/07-31-062-06W6
Facility Operator A5D4 CVE

Production Month	202001	202002	202003	202004	202005	202006	202007	202008	202009	202010	202011	202012	Totals
Receipts													
Receipts from Alberta Facilities	5,795.7	5,659.9	5,783.0	5,545.4	5,637.6	0.0	0.0	0.0	0.0	0.0	0.0	0.0	28,421.6
Receipts from Non-Alberta Facilities	0.0	0.0	0.0	0.0	0.0	0.0	0.0	0.0	0.0	0.0	0.0	0.0	0.0
Dispositions													
Disposition													
Battery	0.0	0.0	0.0	0.0	0.0	0.0	0.0	0.0	0.0	0.0	0.0	0.0	0.0
Gas Gathering System	5,717.0	5,589.3	5,665.2	5,438.4	5,544.5	0.0	0.0	0.0	0.0	0.0	0.0	0.0	27,954.4
Gas Plant	0.0	0.0	0.0	0.0	0.0	0.0	0.0	0.0	0.0	0.0	0.0	0.0	0.0
Injection Facility	0.0	0.0	0.0	0.0	0.0	0.0	0.0	0.0	0.0	0.0	0.0	0.0	0.0
Meter Station	0.0	0.0	0.0	0.0	0.0	0.0	0.0	0.0	0.0	0.0	0.0	0.0	0.0
Other	0.0	0.0	0.0	0.0	0.0	0.0	0.0	0.0	0.0	0.0	0.0	0.0	0.0
Alberta Commercial	0.0	0.0	0.0	0.0	0.0	0.0	0.0	0.0	0.0	0.0	0.0	0.0	0.0
Alberta Industrial	0.0	0.0	0.0	0.0	0.0	0.0	0.0	0.0	0.0	0.0	0.0	0.0	0.0
Alberta Residential	0.0	0.0	0.0	0.0	0.0	0.0	0.0	0.0	0.0	0.0	0.0	0.0	0.0
Alberta Elec.Generation	0.0	0.0	0.0	0.0	0.0	0.0	0.0	0.0	0.0	0.0	0.0	0.0	0.0
Shrinkage													
Acid Gas	0.0	0.0	0.0	0.0	0.0	0.0	0.0	0.0	0.0	0.0	0.0	0.0	0.0
Other products	6.4	8.7	2.1	10.2	1.2	0.0	0.0	0.0	0.0	0.0	0.0	0.0	28.6
Fuel	191.2	169.8	162.0	167.1	159.0	0.0	0.0	0.0	0.0	0.0	0.0	0.0	849.1
Flared	0.0	0.0	0.0	0.0	0.0	0.0	0.0	0.0	0.0	0.0	0.0	0.0	0.0
Vented	0.0	3.6	1.8	0.0	1.1	0.0	0.0	0.0	0.0	0.0	0.0	0.0	6.5
Diff and Other	-118.9	-111.5	-48.1	-70.3	-68.2	0.0	0.0	0.0	0.0	0.0	0.0	0.0	-417.0
Process and Frac													
Pentanes Plus	30.9	42.2	10.3	49.4	6.0	0.0	0.0	0.0	0.0	0.0	0.0	0.0	138.8
Propane	0.0	0.0	0.0	0.0	0.0	0.0	0.0	0.0	0.0	0.0	0.0	0.0	0.0
Butanes	0.0	0.0	0.0	0.0	0.0	0.0	0.0	0.0	0.0	0.0	0.0	0.0	0.0
Ethane	0.0	0.0	0.0	0.0	0.0	0.0	0.0	0.0	0.0	0.0	0.0	0.0	0.0
NGL MIX	0.0	0.0	0.0	0.0	0.0	0.0	0.0	0.0	0.0	0.0	0.0	0.0	0.0
Sulphur	0.0	0.0	0.0	0.0	0.0	0.0	0.0	0.0	0.0	0.0	0.0	0.0	0.0
Sulphur Closing Inv	0.0	0.0	0.0	0.0	0.0	0.0	0.0	0.0	0.0	0.0	0.0	0.0	0.0

Unit of Measurement: Gas and Gas equivalent products: 1000m3, Liquids: m3, Sulphur: MTS

VPR6200

Facility ID ABGS0091936
Facility Licence # 31312

Facility Name EDSON 11-29-056-21W5 OLDMAN GGS
Facility Operator 0039 ROGCI

Production Month	202001	202002	202003	202004	202005	202006	202007	202008	202009	202010	202011	202012	Totals
Receipts													
Receipts from Alberta Facilities	4,130.1	3,896.3	4,985.8	4,987.8	4,857.3	0.0	0.0	0.0	0.0	0.0	0.0	0.0	22,857.3
Receipts from Non-Alberta Facilities	0.0	0.0	0.0	0.0	0.0	0.0	0.0	0.0	0.0	0.0	0.0	0.0	0.0
Dispositions													
Disposition													
Battery	0.0	0.0	0.0	0.0	0.0	0.0	0.0	0.0	0.0	0.0	0.0	0.0	0.0
Gas Gathering System	4,111.2	3,902.9	5,051.8	4,977.8	4,810.4	0.0	0.0	0.0	0.0	0.0	0.0	0.0	22,854.1
Gas Plant	0.0	0.0	0.0	0.0	0.0	0.0	0.0	0.0	0.0	0.0	0.0	0.0	0.0
Injection Facility	0.0	0.0	0.0	0.0	0.0	0.0	0.0	0.0	0.0	0.0	0.0	0.0	0.0
Meter Station	0.0	0.0	0.0	0.0	0.0	0.0	0.0	0.0	0.0	0.0	0.0	0.0	0.0
Other	0.0	0.0	0.0	0.0	0.0	0.0	0.0	0.0	0.0	0.0	0.0	0.0	0.0
Alberta Commercial	0.0	0.0	0.0	0.0	0.0	0.0	0.0	0.0	0.0	0.0	0.0	0.0	0.0
Alberta Industrial	0.0	0.0	0.0	0.0	0.0	0.0	0.0	0.0	0.0	0.0	0.0	0.0	0.0
Alberta Residential	0.0	0.0	0.0	0.0	0.0	0.0	0.0	0.0	0.0	0.0	0.0	0.0	0.0
Alberta Elec.Generation	0.0	0.0	0.0	0.0	0.0	0.0	0.0	0.0	0.0	0.0	0.0	0.0	0.0
Shrinkage													
Acid Gas	0.0	0.0	0.0	0.0	0.0	0.0	0.0	0.0	0.0	0.0	0.0	0.0	0.0
Other products	20.0	8.0	20.9	18.0	22.6	0.0	0.0	0.0	0.0	0.0	0.0	0.0	89.5
Fuel	124.4	124.7	130.1	139.4	157.8	0.0	0.0	0.0	0.0	0.0	0.0	0.0	676.4
Flared	3.6	3.6	3.8	4.0	0.0	0.0	0.0	0.0	0.0	0.0	0.0	0.0	15.0
Vented	0.6	0.5	0.6	0.6	0.6	0.0	0.0	0.0	0.0	0.0	0.0	0.0	2.9
Diff and Other	-129.7	-143.4	-221.4	-152.0	-134.1	0.0	0.0	0.0	0.0	0.0	0.0	0.0	-780.6
Process and Frac													
Pentanes Plus	96.7	38.7	101.1	87.0	109.2	0.0	0.0	0.0	0.0	0.0	0.0	0.0	432.7
Propane	0.0	0.0	0.0	0.0	0.0	0.0	0.0	0.0	0.0	0.0	0.0	0.0	0.0
Butanes	0.0	0.0	0.0	0.0	0.0	0.0	0.0	0.0	0.0	0.0	0.0	0.0	0.0
Ethane	0.0	0.0	0.0	0.0	0.0	0.0	0.0	0.0	0.0	0.0	0.0	0.0	0.0
NGL MIX	0.0	0.0	0.0	0.0	0.0	0.0	0.0	0.0	0.0	0.0	0.0	0.0	0.0
Sulphur	0.0	0.0	0.0	0.0	0.0	0.0	0.0	0.0	0.0	0.0	0.0	0.0	0.0
Sulphur Closing Inv	0.0	0.0	0.0	0.0	0.0	0.0	0.0	0.0	0.0	0.0	0.0	0.0	0.0

Unit of Measurement: Gas and Gas equivalent products: 1000m3, Liquids: m3, Sulphur: MTS

VPR6200

Facility ID ABGS0091996
Facility Licence # 36849

Facility Name BNP WHITECOURT 16-30 GGS
Facility Operator A72X OUTLIER

Production Month	202001	202002	202003	202004	202005	202006	202007	202008	202009	202010	202011	202012	Totals
			SHUTIN	SHUTIN									
Receipts													
Receipts from Alberta Facilities	519.1	160.8	0.0	0.0	0.0	0.0	0.0	0.0	0.0	0.0	0.0	0.0	679.9
Receipts from Non-Alberta Facilities	0.0	0.0	0.0	0.0	0.0	0.0	0.0	0.0	0.0	0.0	0.0	0.0	0.0
Dispositions													
Disposition													
Battery	0.0	0.0	0.0	0.0	0.0	0.0	0.0	0.0	0.0	0.0	0.0	0.0	0.0
Gas Gathering System	547.2	158.9	0.0	0.0	0.0	0.0	0.0	0.0	0.0	0.0	0.0	0.0	706.1
Gas Plant	0.0	0.0	0.0	0.0	0.0	0.0	0.0	0.0	0.0	0.0	0.0	0.0	0.0
Injection Facility	0.0	0.0	0.0	0.0	0.0	0.0	0.0	0.0	0.0	0.0	0.0	0.0	0.0
Meter Station	0.0	0.0	0.0	0.0	0.0	0.0	0.0	0.0	0.0	0.0	0.0	0.0	0.0
Other	0.0	0.0	0.0	0.0	0.0	0.0	0.0	0.0	0.0	0.0	0.0	0.0	0.0
Alberta Commercial	0.0	0.0	0.0	0.0	0.0	0.0	0.0	0.0	0.0	0.0	0.0	0.0	0.0
Alberta Industrial	0.0	0.0	0.0	0.0	0.0	0.0	0.0	0.0	0.0	0.0	0.0	0.0	0.0
Alberta Residential	0.0	0.0	0.0	0.0	0.0	0.0	0.0	0.0	0.0	0.0	0.0	0.0	0.0
Alberta Elec.Generation	0.0	0.0	0.0	0.0	0.0	0.0	0.0	0.0	0.0	0.0	0.0	0.0	0.0
Shrinkage													
Acid Gas	0.0	0.0	0.0	0.0	0.0	0.0	0.0	0.0	0.0	0.0	0.0	0.0	0.0
Other products	1.2	0.0	0.0	0.0	0.0	0.0	0.0	0.0	0.0	0.0	0.0	0.0	1.2
Fuel	20.8	6.7	0.0	0.0	0.0	0.0	0.0	0.0	0.0	0.0	0.0	0.0	27.5
Flared	0.0	0.0	0.0	0.0	0.0	0.0	0.0	0.0	0.0	0.0	0.0	0.0	0.0
Vented	0.0	0.0	0.0	0.0	0.0	0.0	0.0	0.0	0.0	0.0	0.0	0.0	0.0
Diff and Other	-50.1	-4.8	0.0	0.0	0.0	0.0	0.0	0.0	0.0	0.0	0.0	0.0	-54.9
Process and Frac													
Pentanes Plus	5.8	0.0	0.0	0.0	0.0	0.0	0.0	0.0	0.0	0.0	0.0	0.0	5.8
Propane	0.0	0.0	0.0	0.0	0.0	0.0	0.0	0.0	0.0	0.0	0.0	0.0	0.0
Butanes	0.0	0.0	0.0	0.0	0.0	0.0	0.0	0.0	0.0	0.0	0.0	0.0	0.0
Ethane	0.0	0.0	0.0	0.0	0.0	0.0	0.0	0.0	0.0	0.0	0.0	0.0	0.0
NGL MIX	0.0	0.0	0.0	0.0	0.0	0.0	0.0	0.0	0.0	0.0	0.0	0.0	0.0
Sulphur	0.0	0.0	0.0	0.0	0.0	0.0	0.0	0.0	0.0	0.0	0.0	0.0	0.0
Sulphur Closing Inv	0.0	0.0	0.0	0.0	0.0	0.0	0.0	0.0	0.0	0.0	0.0	0.0	0.0

Unit of Measurement: Gas and Gas equivalent products: 1000m3, Liquids: m3, Sulphur: MTS

VPR6200

Facility ID ABGS0092066
Facility Licence # 34652

Facility Name DUVERNAY OBED 1-21 GGS
Facility Operator A573 TOURMALINE

Production Month	202001	202002	202003	202004	202005	202006	202007	202008	202009	202010	202011	202012	Totals
Receipts													
Receipts from Alberta Facilities	20,338.8	24,799.2	26,365.5	20,120.6	19,378.4	0.0	0.0	0.0	0.0	0.0	0.0	0.0	111,002.5
Receipts from Non-Alberta Facilities	0.0	0.0	0.0	0.0	0.0	0.0	0.0	0.0	0.0	0.0	0.0	0.0	0.0
Dispositions													
Disposition													
Battery	0.0	0.0	0.0	0.0	0.0	0.0	0.0	0.0	0.0	0.0	0.0	0.0	0.0
Gas Gathering System	0.0	5,075.2	5,117.7	1,068.3	0.0	0.0	0.0	0.0	0.0	0.0	0.0	0.0	11,261.2
Gas Plant	18,891.4	19,612.0	20,751.6	18,589.8	19,374.1	0.0	0.0	0.0	0.0	0.0	0.0	0.0	97,218.9
Injection Facility	0.0	0.0	0.0	0.0	0.0	0.0	0.0	0.0	0.0	0.0	0.0	0.0	0.0
Meter Station	0.0	0.0	0.0	0.0	0.0	0.0	0.0	0.0	0.0	0.0	0.0	0.0	0.0
Other	0.0	0.0	0.0	0.0	0.0	0.0	0.0	0.0	0.0	0.0	0.0	0.0	0.0
Alberta Commercial	0.0	0.0	0.0	0.0	0.0	0.0	0.0	0.0	0.0	0.0	0.0	0.0	0.0
Alberta Industrial	0.0	0.0	0.0	0.0	0.0	0.0	0.0	0.0	0.0	0.0	0.0	0.0	0.0
Alberta Residential	0.0	0.0	0.0	0.0	0.0	0.0	0.0	0.0	0.0	0.0	0.0	0.0	0.0
Alberta Elec.Generation	0.0	0.0	0.0	0.0	0.0	0.0	0.0	0.0	0.0	0.0	0.0	0.0	0.0
Shrinkage													
Acid Gas	0.0	0.0	0.0	0.0	0.0	0.0	0.0	0.0	0.0	0.0	0.0	0.0	0.0
Other products	13.1	4.3	9.9	7.2	16.9	0.0	0.0	0.0	0.0	0.0	0.0	0.0	51.4
Fuel	490.0	0.0	496.2	461.0	472.5	0.0	0.0	0.0	0.0	0.0	0.0	0.0	1,919.7
Flared	0.0	0.0	0.0	0.0	0.0	0.0	0.0	0.0	0.0	0.0	0.0	0.0	0.0
Vented	0.0	0.0	0.0	1.5	1.5	0.0	0.0	0.0	0.0	0.0	0.0	0.0	3.0
Diff and Other	944.3	107.7	-9.9	-7.2	-486.6	0.0	0.0	0.0	0.0	0.0	0.0	0.0	548.3
Process and Frac													
Pentanes Plus	63.5	21.0	48.0	35.0	82.0	0.0	0.0	0.0	0.0	0.0	0.0	0.0	249.5
Propane	0.0	0.0	0.0	0.0	0.0	0.0	0.0	0.0	0.0	0.0	0.0	0.0	0.0
Butanes	0.0	0.0	0.0	0.0	0.0	0.0	0.0	0.0	0.0	0.0	0.0	0.0	0.0
Ethane	0.0	0.0	0.0	0.0	0.0	0.0	0.0	0.0	0.0	0.0	0.0	0.0	0.0
NGL MIX	0.0	0.0	0.0	0.0	0.0	0.0	0.0	0.0	0.0	0.0	0.0	0.0	0.0
Sulphur	0.0	0.0	0.0	0.0	0.0	0.0	0.0	0.0	0.0	0.0	0.0	0.0	0.0
Sulphur Closing Inv	0.0	0.0	0.0	0.0	0.0	0.0	0.0	0.0	0.0	0.0	0.0	0.0	0.0

Unit of Measurement: Gas and Gas equivalent products: 1000m3, Liquids: m3, Sulphur: MTS

VPR6200

Facility ID ABGS0092067

Facility Name DUVERNAY WILDHAY 11-22 GGS

Facility Licence # 30124

Facility Operator A573 TOURMALINE

Production Month	202001	202002	202003	202004	202005	202006	202007	202008	202009	202010	202011	202012	Totals
Receipts													
Receipts from Alberta Facilities	4,686.6	9,469.3	9,550.0	5,762.8	5,602.4	0.0	0.0	0.0	0.0	0.0	0.0	0.0	35,071.1
Receipts from Non-Alberta Facilities	0.0	0.0	0.0	0.0	0.0	0.0	0.0	0.0	0.0	0.0	0.0	0.0	0.0
Dispositions													
Disposition													
Battery	0.0	0.0	0.0	0.0	0.0	0.0	0.0	0.0	0.0	0.0	0.0	0.0	0.0
Gas Gathering System	0.0	9,469.3	9,143.6	5,421.6	5,066.8	0.0	0.0	0.0	0.0	0.0	0.0	0.0	29,101.3
Gas Plant	5,144.4	0.0	0.0	0.0	218.9	0.0	0.0	0.0	0.0	0.0	0.0	0.0	5,363.3
Injection Facility	0.0	0.0	0.0	0.0	0.0	0.0	0.0	0.0	0.0	0.0	0.0	0.0	0.0
Meter Station	0.0	0.0	0.0	0.0	0.0	0.0	0.0	0.0	0.0	0.0	0.0	0.0	0.0
Other	0.0	0.0	0.0	0.0	0.0	0.0	0.0	0.0	0.0	0.0	0.0	0.0	0.0
Alberta Commercial	0.0	0.0	0.0	0.0	0.0	0.0	0.0	0.0	0.0	0.0	0.0	0.0	0.0
Alberta Industrial	0.0	0.0	0.0	0.0	0.0	0.0	0.0	0.0	0.0	0.0	0.0	0.0	0.0
Alberta Residential	0.0	0.0	0.0	0.0	0.0	0.0	0.0	0.0	0.0	0.0	0.0	0.0	0.0
Alberta Elec.Generation	0.0	0.0	0.0	0.0	0.0	0.0	0.0	0.0	0.0	0.0	0.0	0.0	0.0
Shrinkage													
Acid Gas	0.0	0.0	0.0	0.0	0.0	0.0	0.0	0.0	0.0	0.0	0.0	0.0	0.0
Other products	0.0	0.0	0.0	0.0	0.0	0.0	0.0	0.0	0.0	0.0	0.0	0.0	0.0
Fuel	0.0	0.0	403.7	337.4	315.9	0.0	0.0	0.0	0.0	0.0	0.0	0.0	1,057.0
Flared	0.0	0.0	2.6	2.3	1.2	0.0	0.0	0.0	0.0	0.0	0.0	0.0	6.1
Vented	0.0	0.0	0.1	1.5	1.5	0.0	0.0	0.0	0.0	0.0	0.0	0.0	3.1
Diff and Other	-457.8	0.0	0.0	0.0	-1.9	0.0	0.0	0.0	0.0	0.0	0.0	0.0	-459.7
Process and Frac													
Pentanes Plus	0.0	0.0	0.0	0.0	0.2	0.0	0.0	0.0	0.0	0.0	0.0	0.0	0.2
Propane	0.0	0.0	0.0	0.0	0.0	0.0	0.0	0.0	0.0	0.0	0.0	0.0	0.0
Butanes	0.0	0.0	0.0	0.0	0.0	0.0	0.0	0.0	0.0	0.0	0.0	0.0	0.0
Ethane	0.0	0.0	0.0	0.0	0.0	0.0	0.0	0.0	0.0	0.0	0.0	0.0	0.0
NGL MIX	0.0	0.0	0.0	0.0	0.0	0.0	0.0	0.0	0.0	0.0	0.0	0.0	0.0
Sulphur	0.0	0.0	0.0	0.0	0.0	0.0	0.0	0.0	0.0	0.0	0.0	0.0	0.0
Sulphur Closing Inv	0.0	0.0	0.0	0.0	0.0	0.0	0.0	0.0	0.0	0.0	0.0	0.0	0.0

Unit of Measurement: Gas and Gas equivalent products: 1000m3, Liquids: m3, Sulphur: MTS

VPR6200

Facility ID ABGS0092422

Facility Name Innisfail-10-10-035-02 W5M

Facility Licence # 32999

Facility Operator OZOH HARVEST

Production Month	202001	202002	202003	202004	202005	202006	202007	202008	202009	202010	202011	202012	Totals
Receipts													
Receipts from Alberta Facilities	785.9	754.3	916.0	976.3	979.5	0.0	0.0	0.0	0.0	0.0	0.0	0.0	4,412.0
Receipts from Non-Alberta Facilities	0.0	0.0	0.0	0.0	0.0	0.0	0.0	0.0	0.0	0.0	0.0	0.0	0.0
Dispositions													
Disposition													
Battery	0.9	0.8	0.9	0.9	0.3	0.0	0.0	0.0	0.0	0.0	0.0	0.0	3.8
Gas Gathering System	779.5	755.0	917.6	940.2	946.7	0.0	0.0	0.0	0.0	0.0	0.0	0.0	4,339.0
Gas Plant	0.0	0.0	0.0	0.0	0.0	0.0	0.0	0.0	0.0	0.0	0.0	0.0	0.0
Injection Facility	0.0	0.0	0.0	0.0	0.0	0.0	0.0	0.0	0.0	0.0	0.0	0.0	0.0
Meter Station	0.0	0.0	0.0	0.0	0.0	0.0	0.0	0.0	0.0	0.0	0.0	0.0	0.0
Other	0.0	0.0	0.0	0.0	0.0	0.0	0.0	0.0	0.0	0.0	0.0	0.0	0.0
Alberta Commercial	0.0	0.0	0.0	0.0	0.0	0.0	0.0	0.0	0.0	0.0	0.0	0.0	0.0
Alberta Industrial	0.0	0.0	0.0	0.0	0.0	0.0	0.0	0.0	0.0	0.0	0.0	0.0	0.0
Alberta Residential	0.0	0.0	0.0	0.0	0.0	0.0	0.0	0.0	0.0	0.0	0.0	0.0	0.0
Alberta Elec.Generation	0.0	0.0	0.0	0.0	0.0	0.0	0.0	0.0	0.0	0.0	0.0	0.0	0.0
Shrinkage													
Acid Gas	0.0	0.0	0.0	0.0	0.0	0.0	0.0	0.0	0.0	0.0	0.0	0.0	0.0
Other products	0.0	0.0	0.0	0.0	6.7	0.0	0.0	0.0	0.0	0.0	0.0	0.0	6.7
Fuel	26.8	25.2	29.2	29.2	29.7	0.0	0.0	0.0	0.0	0.0	0.0	0.0	140.1
Flared	0.0	0.0	0.0	0.0	0.0	0.0	0.0	0.0	0.0	0.0	0.0	0.0	0.0
Vented	2.1	1.9	2.1	1.3	0.4	0.0	0.0	0.0	0.0	0.0	0.0	0.0	7.8
Diff and Other	-23.4	-28.6	-33.8	4.7	-4.3	0.0	0.0	0.0	0.0	0.0	0.0	0.0	-85.4
Process and Frac													
Pentanes Plus	0.0	0.0	0.0	0.0	32.6	0.0	0.0	0.0	0.0	0.0	0.0	0.0	32.6
Propane	0.0	0.0	0.0	0.0	0.0	0.0	0.0	0.0	0.0	0.0	0.0	0.0	0.0
Butanes	0.0	0.0	0.0	0.0	0.0	0.0	0.0	0.0	0.0	0.0	0.0	0.0	0.0
Ethane	0.0	0.0	0.0	0.0	0.0	0.0	0.0	0.0	0.0	0.0	0.0	0.0	0.0
NGL MIX	0.0	0.0	0.0	0.0	0.0	0.0	0.0	0.0	0.0	0.0	0.0	0.0	0.0
Sulphur	0.0	0.0	0.0	0.0	0.0	0.0	0.0	0.0	0.0	0.0	0.0	0.0	0.0
Sulphur Closing Inv	0.0	0.0	0.0	0.0	0.0	0.0	0.0	0.0	0.0	0.0	0.0	0.0	0.0

Unit of Measurement: Gas and Gas equivalent products: 1000m3, Liquids: m3, Sulphur: MTS

VPR6200

Facility ID ABGS0092549

Facility Name FERRIER STRACHAN 4-32-39-8w5

Facility Licence # 7427

Facility Operator OHE9 CNRL

Production Month	202001	202002	202003	202004	202005	202006	202007	202008	202009	202010	202011	202012	Totals
Receipts													
Receipts from Alberta Facilities	1,516.9	1,608.7	1,506.5	1,592.6	1,317.3	0.0	0.0	0.0	0.0	0.0	0.0	0.0	7,542.0
Receipts from Non-Alberta Facilities	0.0	0.0	0.0	0.0	0.0	0.0	0.0	0.0	0.0	0.0	0.0	0.0	0.0
Dispositions													
Disposition													
Battery	0.0	0.0	0.0	0.0	0.0	0.0	0.0	0.0	0.0	0.0	0.0	0.0	0.0
Gas Gathering System	1,512.7	1,597.7	1,515.1	1,602.3	1,311.6	0.0	0.0	0.0	0.0	0.0	0.0	0.0	7,539.4
Gas Plant	0.0	0.0	0.0	0.0	0.0	0.0	0.0	0.0	0.0	0.0	0.0	0.0	0.0
Injection Facility	0.0	0.0	0.0	0.0	0.0	0.0	0.0	0.0	0.0	0.0	0.0	0.0	0.0
Meter Station	0.0	0.0	0.0	0.0	0.0	0.0	0.0	0.0	0.0	0.0	0.0	0.0	0.0
Other	0.0	0.0	0.0	0.0	0.0	0.0	0.0	0.0	0.0	0.0	0.0	0.0	0.0
Alberta Commercial	0.0	0.0	0.0	0.0	0.0	0.0	0.0	0.0	0.0	0.0	0.0	0.0	0.0
Alberta Industrial	0.0	0.0	0.0	0.0	0.0	0.0	0.0	0.0	0.0	0.0	0.0	0.0	0.0
Alberta Residential	0.0	0.0	0.0	0.0	0.0	0.0	0.0	0.0	0.0	0.0	0.0	0.0	0.0
Alberta Elec.Generation	0.0	0.0	0.0	0.0	0.0	0.0	0.0	0.0	0.0	0.0	0.0	0.0	0.0
Shrinkage													
Acid Gas	0.0	0.0	0.0	0.0	0.0	0.0	0.0	0.0	0.0	0.0	0.0	0.0	0.0
Other products	16.9	14.2	11.2	18.3	7.4	0.0	0.0	0.0	0.0	0.0	0.0	0.0	68.0
Fuel	0.6	0.6	0.5	0.6	0.4	0.0	0.0	0.0	0.0	0.0	0.0	0.0	2.7
Flared	18.0	22.4	25.5	23.9	20.8	0.0	0.0	0.0	0.0	0.0	0.0	0.0	110.6
Vented	0.0	0.0	0.0	0.0	0.0	0.0	0.0	0.0	0.0	0.0	0.0	0.0	0.0
Diff and Other	-31.3	-26.2	-45.8	-52.5	-22.9	0.0	0.0	0.0	0.0	0.0	0.0	0.0	-178.7
Process and Frac													
Pentanes Plus	81.9	68.5	54.3	88.7	35.9	0.0	0.0	0.0	0.0	0.0	0.0	0.0	329.3
Propane	0.0	0.0	0.0	0.0	0.0	0.0	0.0	0.0	0.0	0.0	0.0	0.0	0.0
Butanes	0.0	0.0	0.0	0.0	0.0	0.0	0.0	0.0	0.0	0.0	0.0	0.0	0.0
Ethane	0.0	0.0	0.0	0.0	0.0	0.0	0.0	0.0	0.0	0.0	0.0	0.0	0.0
NGL MIX	0.0	0.0	0.0	0.0	0.0	0.0	0.0	0.0	0.0	0.0	0.0	0.0	0.0
Sulphur	0.0	0.0	0.0	0.0	0.0	0.0	0.0	0.0	0.0	0.0	0.0	0.0	0.0
Sulphur Closing Inv	0.0	0.0	0.0	0.0	0.0	0.0	0.0	0.0	0.0	0.0	0.0	0.0	0.0

Unit of Measurement: Gas and Gas equivalent products: 1000m3, Liquids: m3, Sulphur: MTS

VPR6200

Facility ID ABGS0093056
Facility Licence # 36461

Facility Name WILLEDEN GR 10-15-44-9W5 LINE
Facility Operator OBP8 OBE

Production Month	202001	202002	202003	202004	202005	202006	202007	202008	202009	202010	202011	202012	Totals
Receipts													
Receipts from Alberta Facilities	1,308.5	1,265.1	1,312.8	1,260.1	1,332.1	0.0	0.0	0.0	0.0	0.0	0.0	0.0	6,478.6
Receipts from Non-Alberta Facilities	0.0	0.0	0.0	0.0	0.0	0.0	0.0	0.0	0.0	0.0	0.0	0.0	0.0
Dispositions													
Disposition													
Battery	0.0	0.0	0.0	0.0	0.0	0.0	0.0	0.0	0.0	0.0	0.0	0.0	0.0
Gas Gathering System	1,204.9	1,166.4	1,210.6	1,164.1	1,249.2	0.0	0.0	0.0	0.0	0.0	0.0	0.0	5,995.2
Gas Plant	0.0	0.0	0.0	0.0	0.0	0.0	0.0	0.0	0.0	0.0	0.0	0.0	0.0
Injection Facility	0.0	0.0	0.0	0.0	0.0	0.0	0.0	0.0	0.0	0.0	0.0	0.0	0.0
Meter Station	0.0	0.0	0.0	0.0	0.0	0.0	0.0	0.0	0.0	0.0	0.0	0.0	0.0
Other	0.0	0.0	0.0	0.0	0.0	0.0	0.0	0.0	0.0	0.0	0.0	0.0	0.0
Alberta Commercial	0.0	0.0	0.0	0.0	0.0	0.0	0.0	0.0	0.0	0.0	0.0	0.0	0.0
Alberta Industrial	0.0	0.0	0.0	0.0	0.0	0.0	0.0	0.0	0.0	0.0	0.0	0.0	0.0
Alberta Residential	0.0	0.0	0.0	0.0	0.0	0.0	0.0	0.0	0.0	0.0	0.0	0.0	0.0
Alberta Elec.Generation	0.0	0.0	0.0	0.0	0.0	0.0	0.0	0.0	0.0	0.0	0.0	0.0	0.0
Shrinkage													
Acid Gas	0.0	0.0	0.0	0.0	0.0	0.0	0.0	0.0	0.0	0.0	0.0	0.0	0.0
Other products	6.5	5.0	5.3	4.5	5.0	0.0	0.0	0.0	0.0	0.0	0.0	0.0	26.3
Fuel	80.4	79.8	84.5	81.5	73.3	0.0	0.0	0.0	0.0	0.0	0.0	0.0	399.5
Flared	0.0	0.0	0.0	0.0	0.0	0.0	0.0	0.0	0.0	0.0	0.0	0.0	0.0
Vented	0.0	0.0	0.0	0.0	0.0	0.0	0.0	0.0	0.0	0.0	0.0	0.0	0.0
Diff and Other	16.7	13.9	12.4	10.0	4.6	0.0	0.0	0.0	0.0	0.0	0.0	0.0	57.6
Process and Frac													
Pentanes Plus	31.3	24.4	25.8	21.9	24.4	0.0	0.0	0.0	0.0	0.0	0.0	0.0	127.8
Propane	0.0	0.0	0.0	0.0	0.0	0.0	0.0	0.0	0.0	0.0	0.0	0.0	0.0
Butanes	0.0	0.0	0.0	0.0	0.0	0.0	0.0	0.0	0.0	0.0	0.0	0.0	0.0
Ethane	0.0	0.0	0.0	0.0	0.0	0.0	0.0	0.0	0.0	0.0	0.0	0.0	0.0
NGL MIX	0.0	0.0	0.0	0.0	0.0	0.0	0.0	0.0	0.0	0.0	0.0	0.0	0.0
Sulphur	0.0	0.0	0.0	0.0	0.0	0.0	0.0	0.0	0.0	0.0	0.0	0.0	0.0
Sulphur Closing Inv	0.0	0.0	0.0	0.0	0.0	0.0	0.0	0.0	0.0	0.0	0.0	0.0	0.0

Unit of Measurement: Gas and Gas equivalent products: 1000m3, Liquids: m3, Sulphur: MTS

VPR6200

Facility ID ABGS0093112
Facility Licence # 28313

Facility Name KEYERA 4-29-45-5W5 GGS
Facility Operator AOC0 KEYERA

Production Month	202001	202002	202003	202004	202005	202006	202007	202008	202009	202010	202011	202012	Totals
Receipts													
Receipts from Alberta Facilities	2,732.2	2,533.6	2,653.0	2,079.7	652.5	0.0	0.0	0.0	0.0	0.0	0.0	0.0	10,651.0
Receipts from Non-Alberta Facilities	0.0	0.0	0.0	0.0	0.0	0.0	0.0	0.0	0.0	0.0	0.0	0.0	0.0
Dispositions													
Disposition													
Battery	0.0	0.0	0.0	0.0	0.0	0.0	0.0	0.0	0.0	0.0	0.0	0.0	0.0
Gas Gathering System	2,556.2	2,385.5	2,478.6	1,861.7	593.7	0.0	0.0	0.0	0.0	0.0	0.0	0.0	9,875.7
Gas Plant	0.0	0.0	0.0	0.0	0.0	0.0	0.0	0.0	0.0	0.0	0.0	0.0	0.0
Injection Facility	0.0	0.0	0.0	0.0	0.0	0.0	0.0	0.0	0.0	0.0	0.0	0.0	0.0
Meter Station	0.0	0.0	0.0	0.0	0.0	0.0	0.0	0.0	0.0	0.0	0.0	0.0	0.0
Other	0.0	0.0	0.0	0.0	0.0	0.0	0.0	0.0	0.0	0.0	0.0	0.0	0.0
Alberta Commercial	0.0	0.0	0.0	0.0	0.0	0.0	0.0	0.0	0.0	0.0	0.0	0.0	0.0
Alberta Industrial	0.0	0.0	0.0	0.0	0.0	0.0	0.0	0.0	0.0	0.0	0.0	0.0	0.0
Alberta Residential	0.0	0.0	0.0	0.0	0.0	0.0	0.0	0.0	0.0	0.0	0.0	0.0	0.0
Alberta Elec.Generation	0.0	0.0	0.0	0.0	0.0	0.0	0.0	0.0	0.0	0.0	0.0	0.0	0.0
Shrinkage													
Acid Gas	0.0	0.0	0.0	0.0	0.0	0.0	0.0	0.0	0.0	0.0	0.0	0.0	0.0
Other products	7.2	1.2	1.1	0.7	2.4	0.0	0.0	0.0	0.0	0.0	0.0	0.0	12.6
Fuel	169.8	146.8	173.5	212.9	56.7	0.0	0.0	0.0	0.0	0.0	0.0	0.0	759.7
Flared	0.0	0.0	0.0	4.3	0.0	0.0	0.0	0.0	0.0	0.0	0.0	0.0	4.3
Vented	0.1	0.3	0.0	0.2	0.1	0.0	0.0	0.0	0.0	0.0	0.0	0.0	0.7
Diff and Other	-1.1	-0.2	-0.2	-0.1	-0.4	0.0	0.0	0.0	0.0	0.0	0.0	0.0	-2.0
Process and Frac													
Pentanes Plus	34.7	5.8	5.3	3.6	11.5	0.0	0.0	0.0	0.0	0.0	0.0	0.0	60.9
Propane	0.0	0.0	0.0	0.0	0.0	0.0	0.0	0.0	0.0	0.0	0.0	0.0	0.0
Butanes	0.0	0.0	0.0	0.0	0.0	0.0	0.0	0.0	0.0	0.0	0.0	0.0	0.0
Ethane	0.0	0.0	0.0	0.0	0.0	0.0	0.0	0.0	0.0	0.0	0.0	0.0	0.0
NGL MIX	0.0	0.0	0.0	0.0	0.0	0.0	0.0	0.0	0.0	0.0	0.0	0.0	0.0
Sulphur	0.0	0.0	0.0	0.0	0.0	0.0	0.0	0.0	0.0	0.0	0.0	0.0	0.0
Sulphur Closing Inv	0.0	0.0	0.0	0.0	0.0	0.0	0.0	0.0	0.0	0.0	0.0	0.0	0.0

Unit of Measurement: Gas and Gas equivalent products: 1000m3, Liquids: m3, Sulphur: MTS

VPR6200

Facility ID ABGS0093115
Facility Licence # 28318

Facility Name KEYERA 11-16-46-6W5 GGS
Facility Operator AOC0 KEYERA

Production Month	202001	202002	202003	202004	202005	202006	202007	202008	202009	202010	202011	202012	Totals
Receipts													
Receipts from Alberta Facilities	1,795.7	1,556.4	1,657.6	1,307.0	248.3	0.0	0.0	0.0	0.0	0.0	0.0	0.0	6,565.0
Receipts from Non-Alberta Facilities	0.0	0.0	0.0	0.0	0.0	0.0	0.0	0.0	0.0	0.0	0.0	0.0	0.0
Dispositions													
Disposition													
Battery	0.0	0.0	0.0	0.0	0.0	0.0	0.0	0.0	0.0	0.0	0.0	0.0	0.0
Gas Gathering System	1,776.1	1,540.6	1,640.5	1,298.9	239.0	0.0	0.0	0.0	0.0	0.0	0.0	0.0	6,495.1
Gas Plant	0.0	0.0	0.0	0.0	0.0	0.0	0.0	0.0	0.0	0.0	0.0	0.0	0.0
Injection Facility	0.0	0.0	0.0	0.0	0.0	0.0	0.0	0.0	0.0	0.0	0.0	0.0	0.0
Meter Station	0.0	0.0	0.0	0.0	0.0	0.0	0.0	0.0	0.0	0.0	0.0	0.0	0.0
Other	0.0	0.0	0.0	0.0	0.0	0.0	0.0	0.0	0.0	0.0	0.0	0.0	0.0
Alberta Commercial	0.0	0.0	0.0	0.0	0.0	0.0	0.0	0.0	0.0	0.0	0.0	0.0	0.0
Alberta Industrial	0.0	0.0	0.0	0.0	0.0	0.0	0.0	0.0	0.0	0.0	0.0	0.0	0.0
Alberta Residential	0.0	0.0	0.0	0.0	0.0	0.0	0.0	0.0	0.0	0.0	0.0	0.0	0.0
Alberta Elec.Generation	0.0	0.0	0.0	0.0	0.0	0.0	0.0	0.0	0.0	0.0	0.0	0.0	0.0
Shrinkage													
Acid Gas	0.0	0.0	0.0	0.0	0.0	0.0	0.0	0.0	0.0	0.0	0.0	0.0	0.0
Other products	0.8	0.9	0.8	0.8	2.2	0.0	0.0	0.0	0.0	0.0	0.0	0.0	5.5
Fuel	18.9	15.0	16.4	7.4	7.5	0.0	0.0	0.0	0.0	0.0	0.0	0.0	65.2
Flared	0.0	0.0	0.0	0.0	0.0	0.0	0.0	0.0	0.0	0.0	0.0	0.0	0.0
Vented	0.2	0.1	0.1	0.3	0.0	0.0	0.0	0.0	0.0	0.0	0.0	0.0	0.7
Diff and Other	-0.3	-0.2	-0.2	-0.4	-0.4	0.0	0.0	0.0	0.0	0.0	0.0	0.0	-1.5
Process and Frac													
Pentanes Plus	4.1	4.4	3.9	4.0	10.5	0.0	0.0	0.0	0.0	0.0	0.0	0.0	26.9
Propane	0.0	0.0	0.0	0.0	0.0	0.0	0.0	0.0	0.0	0.0	0.0	0.0	0.0
Butanes	0.0	0.0	0.0	0.0	0.0	0.0	0.0	0.0	0.0	0.0	0.0	0.0	0.0
Ethane	0.0	0.0	0.0	0.0	0.0	0.0	0.0	0.0	0.0	0.0	0.0	0.0	0.0
NGL MIX	0.0	0.0	0.0	0.0	0.0	0.0	0.0	0.0	0.0	0.0	0.0	0.0	0.0
Sulphur	0.0	0.0	0.0	0.0	0.0	0.0	0.0	0.0	0.0	0.0	0.0	0.0	0.0
Sulphur Closing Inv	0.0	0.0	0.0	0.0	0.0	0.0	0.0	0.0	0.0	0.0	0.0	0.0	0.0

Unit of Measurement: Gas and Gas equivalent products: 1000m3, Liquids: m3, Sulphur: MTS

VPR6200

Facility ID ABGS0093467

Facility Name THREE HILLS CREEK 3-30/10-26 GGS

Facility Licence # 23016

Facility Operator A1GR PINE CLIFF

Production Month	202001	202002	202003	202004	202005	202006	202007	202008	202009	202010	202011	202012	Totals
Receipts													
Receipts from Alberta Facilities	2,750.7	2,632.4	2,617.3	2,754.9	3,081.7	0.0	0.0	0.0	0.0	0.0	0.0	0.0	13,837.0
Receipts from Non-Alberta Facilities	0.0	0.0	0.0	0.0	0.0	0.0	0.0	0.0	0.0	0.0	0.0	0.0	0.0
Dispositions													
Disposition													
Battery	0.0	0.0	0.0	0.0	0.0	0.0	0.0	0.0	0.0	0.0	0.0	0.0	0.0
Gas Gathering System	0.0	0.0	0.0	0.0	0.0	0.0	0.0	0.0	0.0	0.0	0.0	0.0	0.0
Gas Plant	2,542.9	2,429.5	2,425.7	2,541.4	2,855.2	0.0	0.0	0.0	0.0	0.0	0.0	0.0	12,794.7
Injection Facility	0.0	0.0	0.0	0.0	0.0	0.0	0.0	0.0	0.0	0.0	0.0	0.0	0.0
Meter Station	0.0	0.0	0.0	0.0	0.0	0.0	0.0	0.0	0.0	0.0	0.0	0.0	0.0
Other	0.0	0.0	0.0	0.0	0.0	0.0	0.0	0.0	0.0	0.0	0.0	0.0	0.0
Alberta Commercial	0.0	0.0	0.0	0.0	0.0	0.0	0.0	0.0	0.0	0.0	0.0	0.0	0.0
Alberta Industrial	0.0	0.0	0.0	0.0	0.0	0.0	0.0	0.0	0.0	0.0	0.0	0.0	0.0
Alberta Residential	0.0	0.0	0.0	0.0	0.0	0.0	0.0	0.0	0.0	0.0	0.0	0.0	0.0
Alberta Elec.Generation	0.0	0.0	0.0	0.0	0.0	0.0	0.0	0.0	0.0	0.0	0.0	0.0	0.0
Shrinkage													
Acid Gas	0.0	0.0	0.0	0.0	0.0	0.0	0.0	0.0	0.0	0.0	0.0	0.0	0.0
Other products	0.0	0.4	0.0	0.6	3.9	0.0	0.0	0.0	0.0	0.0	0.0	0.0	4.9
Fuel	207.8	202.1	191.4	212.9	223.4	0.0	0.0	0.0	0.0	0.0	0.0	0.0	1,037.6
Flared	0.0	0.0	0.0	0.0	0.0	0.0	0.0	0.0	0.0	0.0	0.0	0.0	0.0
Vented	0.0	0.5	0.2	0.2	0.2	0.0	0.0	0.0	0.0	0.0	0.0	0.0	1.1
Diff and Other	0.0	-0.1	0.0	-0.2	-1.0	0.0	0.0	0.0	0.0	0.0	0.0	0.0	-1.3
Process and Frac													
Pentanes Plus	0.0	1.9	0.0	2.7	19.0	0.0	0.0	0.0	0.0	0.0	0.0	0.0	23.6
Propane	0.0	0.0	0.0	0.0	0.0	0.0	0.0	0.0	0.0	0.0	0.0	0.0	0.0
Butanes	0.0	0.0	0.0	0.0	0.0	0.0	0.0	0.0	0.0	0.0	0.0	0.0	0.0
Ethane	0.0	0.0	0.0	0.0	0.0	0.0	0.0	0.0	0.0	0.0	0.0	0.0	0.0
NGL MIX	0.0	0.0	0.0	0.0	0.0	0.0	0.0	0.0	0.0	0.0	0.0	0.0	0.0
Sulphur	0.0	0.0	0.0	0.0	0.0	0.0	0.0	0.0	0.0	0.0	0.0	0.0	0.0
Sulphur Closing Inv	0.0	0.0	0.0	0.0	0.0	0.0	0.0	0.0	0.0	0.0	0.0	0.0	0.0

Unit of Measurement: Gas and Gas equivalent products: 1000m3, Liquids: m3, Sulphur: MTS

VPR6200

Facility ID ABGS0093553

Facility Name WILSON CK 03-13-042-04 W5 GS

Facility Licence # 25760

Facility Operator A5RX BEC

Production Month	202001	202002	202003	202004	202005	202006	202007	202008	202009	202010	202011	202012	Totals
Receipts													
Receipts from Alberta Facilities	965.1	909.6	930.6	920.5	758.4	0.0	0.0	0.0	0.0	0.0	0.0	0.0	4,484.2
Receipts from Non-Alberta Facilities	0.0	0.0	0.0	0.0	0.0	0.0	0.0	0.0	0.0	0.0	0.0	0.0	0.0
Dispositions													
Disposition													
Battery	0.0	0.0	0.0	0.0	0.0	0.0	0.0	0.0	0.0	0.0	0.0	0.0	0.0
Gas Gathering System	890.1	864.8	888.5	879.7	771.4	0.0	0.0	0.0	0.0	0.0	0.0	0.0	4,294.5
Gas Plant	0.0	0.0	0.0	0.0	0.0	0.0	0.0	0.0	0.0	0.0	0.0	0.0	0.0
Injection Facility	0.0	0.0	0.0	0.0	0.0	0.0	0.0	0.0	0.0	0.0	0.0	0.0	0.0
Meter Station	0.0	0.0	0.0	0.0	0.0	0.0	0.0	0.0	0.0	0.0	0.0	0.0	0.0
Other	0.0	0.0	0.0	0.0	0.0	0.0	0.0	0.0	0.0	0.0	0.0	0.0	0.0
Alberta Commercial	0.0	0.0	0.0	0.0	0.0	0.0	0.0	0.0	0.0	0.0	0.0	0.0	0.0
Alberta Industrial	0.0	0.0	0.0	0.0	0.0	0.0	0.0	0.0	0.0	0.0	0.0	0.0	0.0
Alberta Residential	0.0	0.0	0.0	0.0	0.0	0.0	0.0	0.0	0.0	0.0	0.0	0.0	0.0
Alberta Elec.Generation	0.0	0.0	0.0	0.0	0.0	0.0	0.0	0.0	0.0	0.0	0.0	0.0	0.0
Shrinkage													
Acid Gas	0.0	0.0	0.0	0.0	0.0	0.0	0.0	0.0	0.0	0.0	0.0	0.0	0.0
Other products	0.0	0.6	0.3	1.9	2.2	0.0	0.0	0.0	0.0	0.0	0.0	0.0	5.0
Fuel	34.8	28.9	33.9	32.5	19.5	0.0	0.0	0.0	0.0	0.0	0.0	0.0	149.6
Flared	0.0	0.0	0.0	0.0	0.0	0.0	0.0	0.0	0.0	0.0	0.0	0.0	0.0
Vented	2.6	2.1	2.5	2.5	2.1	0.0	0.0	0.0	0.0	0.0	0.0	0.0	11.8
Diff and Other	37.6	13.2	5.4	3.9	-36.8	0.0	0.0	0.0	0.0	0.0	0.0	0.0	23.3
Process and Frac													
Pentanes Plus	0.0	2.9	1.6	9.4	10.8	0.0	0.0	0.0	0.0	0.0	0.0	0.0	24.7
Propane	0.0	0.0	0.0	0.0	0.0	0.0	0.0	0.0	0.0	0.0	0.0	0.0	0.0
Butanes	0.0	0.0	0.0	0.0	0.0	0.0	0.0	0.0	0.0	0.0	0.0	0.0	0.0
Ethane	0.0	0.0	0.0	0.0	0.0	0.0	0.0	0.0	0.0	0.0	0.0	0.0	0.0
NGL MIX	0.0	0.0	0.0	0.0	0.0	0.0	0.0	0.0	0.0	0.0	0.0	0.0	0.0
Sulphur	0.0	0.0	0.0	0.0	0.0	0.0	0.0	0.0	0.0	0.0	0.0	0.0	0.0
Sulphur Closing Inv	0.0	0.0	0.0	0.0	0.0	0.0	0.0	0.0	0.0	0.0	0.0	0.0	0.0

Unit of Measurement: Gas and Gas equivalent products: 1000m3, Liquids: m3, Sulphur: MTS

VPR6200

Facility ID ABGS0093908

Facility Name MUNSON 01-33-029-20W4 GS

Facility Licence # 36875

Facility Operator A2TG TQN

Production Month	202001	202002	202003	202004	202005	202006	202007	202008	202009	202010	202011	202012	Totals
Receipts													
Receipts from Alberta Facilities	551.5	539.9	562.7	531.7	551.5	0.0	0.0	0.0	0.0	0.0	0.0	0.0	2,737.3
Receipts from Non-Alberta Facilities	0.0	0.0	0.0	0.0	0.0	0.0	0.0	0.0	0.0	0.0	0.0	0.0	0.0
Dispositions													
Disposition													
Battery	0.0	0.0	0.0	0.0	0.0	0.0	0.0	0.0	0.0	0.0	0.0	0.0	0.0
Gas Gathering System	0.0	0.0	0.0	0.0	0.0	0.0	0.0	0.0	0.0	0.0	0.0	0.0	0.0
Gas Plant	0.0	0.0	0.0	0.0	0.0	0.0	0.0	0.0	0.0	0.0	0.0	0.0	0.0
Injection Facility	0.0	0.0	0.0	0.0	0.0	0.0	0.0	0.0	0.0	0.0	0.0	0.0	0.0
Meter Station	490.1	484.0	504.9	474.6	492.3	0.0	0.0	0.0	0.0	0.0	0.0	0.0	2,445.9
Other	0.0	0.0	0.0	0.0	0.0	0.0	0.0	0.0	0.0	0.0	0.0	0.0	0.0
Alberta Commercial	0.0	0.0	0.0	0.0	0.0	0.0	0.0	0.0	0.0	0.0	0.0	0.0	0.0
Alberta Industrial	0.0	0.0	0.0	0.0	0.0	0.0	0.0	0.0	0.0	0.0	0.0	0.0	0.0
Alberta Residential	0.0	0.0	0.0	0.0	0.0	0.0	0.0	0.0	0.0	0.0	0.0	0.0	0.0
Alberta Elec.Generation	0.0	0.0	0.0	0.0	0.0	0.0	0.0	0.0	0.0	0.0	0.0	0.0	0.0
Shrinkage													
Acid Gas	0.0	0.0	0.0	0.0	0.0	0.0	0.0	0.0	0.0	0.0	0.0	0.0	0.0
Other products	4.3	2.1	1.3	2.7	1.8	0.0	0.0	0.0	0.0	0.0	0.0	0.0	12.2
Fuel	56.5	54.0	56.5	54.6	57.2	0.0	0.0	0.0	0.0	0.0	0.0	0.0	278.8
Flared	0.0	0.0	0.0	0.0	0.0	0.0	0.0	0.0	0.0	0.0	0.0	0.0	0.0
Vented	0.9	0.0	0.1	0.0	0.3	0.0	0.0	0.0	0.0	0.0	0.0	0.0	1.3
Diff and Other	-0.3	-0.2	-0.1	-0.2	-0.1	0.0	0.0	0.0	0.0	0.0	0.0	0.0	-0.9
Process and Frac													
Pentanes Plus	0.0	0.0	0.0	0.0	0.0	0.0	0.0	0.0	0.0	0.0	0.0	0.0	0.0
Propane	0.0	0.0	0.0	0.0	0.0	0.0	0.0	0.0	0.0	0.0	0.0	0.0	0.0
Butanes	0.0	0.0	0.0	0.0	0.0	0.0	0.0	0.0	0.0	0.0	0.0	0.0	0.0
Ethane	0.0	0.0	0.0	0.0	0.0	0.0	0.0	0.0	0.0	0.0	0.0	0.0	0.0
NGL MIX	19.6	9.1	5.9	11.8	7.8	0.0	0.0	0.0	0.0	0.0	0.0	0.0	54.2
Sulphur	0.0	0.0	0.0	0.0	0.0	0.0	0.0	0.0	0.0	0.0	0.0	0.0	0.0
Sulphur Closing Inv	0.0	0.0	0.0	0.0	0.0	0.0	0.0	0.0	0.0	0.0	0.0	0.0	0.0

Unit of Measurement: Gas and Gas equivalent products: 1000m3, Liquids: m3, Sulphur: MTS

VPR6200

Facility ID ABGS0094247

Facility Name POUCE COUPE 1-19-77-10W6 COMP

Facility Licence # 29255

Facility Operator A1FX INSIGNIAENERGY

Production Month	202001	202002	202003	202004	202005	202006	202007	202008	202009	202010	202011	202012	Totals
Receipts													
Receipts from Alberta Facilities	16,879.3	9,948.5	9,845.6	8,577.7	9,988.1	0.0	0.0	0.0	0.0	0.0	0.0	0.0	55,239.2
Receipts from Non-Alberta Facilities	0.0	0.0	0.0	0.0	0.0	0.0	0.0	0.0	0.0	0.0	0.0	0.0	0.0
Dispositions													
Disposition													
Battery	0.0	0.0	0.0	0.0	0.0	0.0	0.0	0.0	0.0	0.0	0.0	0.0	0.0
Gas Gathering System	16,654.4	9,794.9	9,614.3	8,423.1	9,830.2	0.0	0.0	0.0	0.0	0.0	0.0	0.0	54,316.9
Gas Plant	0.0	0.0	0.0	0.0	0.0	0.0	0.0	0.0	0.0	0.0	0.0	0.0	0.0
Injection Facility	0.0	0.0	0.0	0.0	0.0	0.0	0.0	0.0	0.0	0.0	0.0	0.0	0.0
Meter Station	0.0	0.0	0.0	0.0	0.0	0.0	0.0	0.0	0.0	0.0	0.0	0.0	0.0
Other	0.0	0.0	0.0	0.0	0.0	0.0	0.0	0.0	0.0	0.0	0.0	0.0	0.0
Alberta Commercial	0.0	0.0	0.0	0.0	0.0	0.0	0.0	0.0	0.0	0.0	0.0	0.0	0.0
Alberta Industrial	0.0	0.0	0.0	0.0	0.0	0.0	0.0	0.0	0.0	0.0	0.0	0.0	0.0
Alberta Residential	0.0	0.0	0.0	0.0	0.0	0.0	0.0	0.0	0.0	0.0	0.0	0.0	0.0
Alberta Elec.Generation	0.0	0.0	0.0	0.0	0.0	0.0	0.0	0.0	0.0	0.0	0.0	0.0	0.0
Shrinkage													
Acid Gas	0.0	0.0	0.0	0.0	0.0	0.0	0.0	0.0	0.0	0.0	0.0	0.0	0.0
Other products	7.0	22.2	47.3	34.9	0.0	0.0	0.0	0.0	0.0	0.0	0.0	0.0	111.4
Fuel	233.9	153.5	233.1	154.6	216.8	0.0	0.0	0.0	0.0	0.0	0.0	0.0	991.9
Flared	0.0	0.0	0.0	0.0	0.0	0.0	0.0	0.0	0.0	0.0	0.0	0.0	0.0
Vented	0.0	0.0	0.0	0.0	0.0	0.0	0.0	0.0	0.0	0.0	0.0	0.0	0.0
Diff and Other	-16.0	-22.1	-49.1	-34.9	-58.9	0.0	0.0	0.0	0.0	0.0	0.0	0.0	-181.0
Process and Frac													
Pentanes Plus	34.0	107.2	228.8	169.1	0.0	0.0	0.0	0.0	0.0	0.0	0.0	0.0	539.1
Propane	0.0	0.0	0.0	0.0	0.0	0.0	0.0	0.0	0.0	0.0	0.0	0.0	0.0
Butanes	0.0	0.0	0.0	0.0	0.0	0.0	0.0	0.0	0.0	0.0	0.0	0.0	0.0
Ethane	0.0	0.0	0.0	0.0	0.0	0.0	0.0	0.0	0.0	0.0	0.0	0.0	0.0
NGL MIX	0.0	0.0	0.0	0.0	0.0	0.0	0.0	0.0	0.0	0.0	0.0	0.0	0.0
Sulphur	0.0	0.0	0.0	0.0	0.0	0.0	0.0	0.0	0.0	0.0	0.0	0.0	0.0
Sulphur Closing Inv	0.0	0.0	0.0	0.0	0.0	0.0	0.0	0.0	0.0	0.0	0.0	0.0	0.0

Unit of Measurement: Gas and Gas equivalent products: 1000m3, Liquids: m3, Sulphur: MTS

VPR6200

Facility ID ABGS0094885
Facility Licence # 25215

Facility Name WESTEROSE 4-8 GAS GATHERING SYSTEM
Facility Operator A5D4 CVE

Production Month	202001	202002	202003	202004	202005	202006	202007	202008	202009	202010	202011	202012	Totals
Receipts													
Receipts from Alberta Facilities	1,997.8	1,577.4	1,425.2	688.7	694.6	0.0	0.0	0.0	0.0	0.0	0.0	0.0	6,383.7
Receipts from Non-Alberta Facilities	0.0	0.0	0.0	0.0	0.0	0.0	0.0	0.0	0.0	0.0	0.0	0.0	0.0
Dispositions													
Disposition													
Battery	0.0	0.0	0.0	0.0	0.0	0.0	0.0	0.0	0.0	0.0	0.0	0.0	0.0
Gas Gathering System	1,919.5	1,495.4	1,339.9	594.6	598.4	0.0	0.0	0.0	0.0	0.0	0.0	0.0	5,947.8
Gas Plant	0.0	0.0	0.0	0.0	0.0	0.0	0.0	0.0	0.0	0.0	0.0	0.0	0.0
Injection Facility	0.0	0.0	0.0	0.0	0.0	0.0	0.0	0.0	0.0	0.0	0.0	0.0	0.0
Meter Station	0.0	0.0	0.0	0.0	0.0	0.0	0.0	0.0	0.0	0.0	0.0	0.0	0.0
Other	0.0	0.0	0.0	0.0	0.0	0.0	0.0	0.0	0.0	0.0	0.0	0.0	0.0
Alberta Commercial	0.0	0.0	0.0	0.0	0.0	0.0	0.0	0.0	0.0	0.0	0.0	0.0	0.0
Alberta Industrial	0.0	0.0	0.0	0.0	0.0	0.0	0.0	0.0	0.0	0.0	0.0	0.0	0.0
Alberta Residential	0.0	0.0	0.0	0.0	0.0	0.0	0.0	0.0	0.0	0.0	0.0	0.0	0.0
Alberta Elec.Generation	0.0	0.0	0.0	0.0	0.0	0.0	0.0	0.0	0.0	0.0	0.0	0.0	0.0
Shrinkage													
Acid Gas	0.0	0.0	0.0	0.0	0.0	0.0	0.0	0.0	0.0	0.0	0.0	0.0	0.0
Other products	2.8	4.6	3.5	1.2	0.5	0.0	0.0	0.0	0.0	0.0	0.0	0.0	12.6
Fuel	60.5	47.8	49.3	53.6	59.6	0.0	0.0	0.0	0.0	0.0	0.0	0.0	270.8
Flared	12.3	11.5	12.3	1.8	1.9	0.0	0.0	0.0	0.0	0.0	0.0	0.0	39.8
Vented	0.7	0.7	0.7	0.7	0.7	0.0	0.0	0.0	0.0	0.0	0.0	0.0	3.5
Diff and Other	2.0	17.4	19.5	36.8	33.5	0.0	0.0	0.0	0.0	0.0	0.0	0.0	109.2
Process and Frac													
Pentanes Plus	13.4	22.4	16.7	5.6	2.4	0.0	0.0	0.0	0.0	0.0	0.0	0.0	60.5
Propane	0.0	0.0	0.0	0.0	0.0	0.0	0.0	0.0	0.0	0.0	0.0	0.0	0.0
Butanes	0.0	0.0	0.0	0.0	0.0	0.0	0.0	0.0	0.0	0.0	0.0	0.0	0.0
Ethane	0.0	0.0	0.0	0.0	0.0	0.0	0.0	0.0	0.0	0.0	0.0	0.0	0.0
NGL MIX	0.0	0.0	0.0	0.0	0.0	0.0	0.0	0.0	0.0	0.0	0.0	0.0	0.0
Sulphur	0.0	0.0	0.0	0.0	0.0	0.0	0.0	0.0	0.0	0.0	0.0	0.0	0.0
Sulphur Closing Inv	0.0	0.0	0.0	0.0	0.0	0.0	0.0	0.0	0.0	0.0	0.0	0.0	0.0

Unit of Measurement: Gas and Gas equivalent products: 1000m3, Liquids: m3, Sulphur: MTS

VPR6200

Facility ID ABGS0095087

Facility Name BIG EDDY GAS GATHERING SYSTEM

Facility Licence # 32917

Facility Operator ONPM TCE

Production Month	202001	202002	202003	202004	202005	202006	202007	202008	202009	202010	202011	202012	Totals
				SHUTIN	SHUTIN								
Receipts													
Receipts from Alberta Facilities	232,438.0	108,578.5	82,035.1	0.0	0.0	0.0	0.0	0.0	0.0	0.0	0.0	0.0	423,051.6
Receipts from Non-Alberta Facilities	0.0	0.0	0.0	0.0	0.0	0.0	0.0	0.0	0.0	0.0	0.0	0.0	0.0
Dispositions													
Disposition													
Battery	0.0	0.0	0.0	0.0	0.0	0.0	0.0	0.0	0.0	0.0	0.0	0.0	0.0
Gas Gathering System	0.0	0.0	0.0	0.0	0.0	0.0	0.0	0.0	0.0	0.0	0.0	0.0	0.0
Gas Plant	0.0	0.0	0.0	0.0	0.0	0.0	0.0	0.0	0.0	0.0	0.0	0.0	0.0
Injection Facility	0.0	0.0	0.0	0.0	0.0	0.0	0.0	0.0	0.0	0.0	0.0	0.0	0.0
Meter Station	232,438.0	108,578.5	82,035.1	0.0	0.0	0.0	0.0	0.0	0.0	0.0	0.0	0.0	423,051.6
Other	0.0	0.0	0.0	0.0	0.0	0.0	0.0	0.0	0.0	0.0	0.0	0.0	0.0
Alberta Commercial	0.0	0.0	0.0	0.0	0.0	0.0	0.0	0.0	0.0	0.0	0.0	0.0	0.0
Alberta Industrial	0.0	0.0	0.0	0.0	0.0	0.0	0.0	0.0	0.0	0.0	0.0	0.0	0.0
Alberta Residential	0.0	0.0	0.0	0.0	0.0	0.0	0.0	0.0	0.0	0.0	0.0	0.0	0.0
Alberta Elec.Generation	0.0	0.0	0.0	0.0	0.0	0.0	0.0	0.0	0.0	0.0	0.0	0.0	0.0
Shrinkage													
Acid Gas	0.0	0.0	0.0	0.0	0.0	0.0	0.0	0.0	0.0	0.0	0.0	0.0	0.0
Other products	133.0	95.0	52.5	0.0	0.0	0.0	0.0	0.0	0.0	0.0	0.0	0.0	280.5
Fuel	0.0	0.0	0.0	0.0	0.0	0.0	0.0	0.0	0.0	0.0	0.0	0.0	0.0
Flared	0.0	0.0	0.0	0.0	0.0	0.0	0.0	0.0	0.0	0.0	0.0	0.0	0.0
Vented	0.0	0.0	0.0	0.0	0.0	0.0	0.0	0.0	0.0	0.0	0.0	0.0	0.0
Diff and Other	-133.0	-95.0	-52.5	0.0	0.0	0.0	0.0	0.0	0.0	0.0	0.0	0.0	-280.5
Process and Frac													
Pentanes Plus	643.4	459.6	253.9	0.0	0.0	0.0	0.0	0.0	0.0	0.0	0.0	0.0	1,356.9
Propane	0.0	0.0	0.0	0.0	0.0	0.0	0.0	0.0	0.0	0.0	0.0	0.0	0.0
Butanes	0.0	0.0	0.0	0.0	0.0	0.0	0.0	0.0	0.0	0.0	0.0	0.0	0.0
Ethane	0.0	0.0	0.0	0.0	0.0	0.0	0.0	0.0	0.0	0.0	0.0	0.0	0.0
NGL MIX	0.0	0.0	0.0	0.0	0.0	0.0	0.0	0.0	0.0	0.0	0.0	0.0	0.0
Sulphur	0.0	0.0	0.0	0.0	0.0	0.0	0.0	0.0	0.0	0.0	0.0	0.0	0.0
Sulphur Closing Inv	0.0	0.0	0.0	0.0	0.0	0.0	0.0	0.0	0.0	0.0	0.0	0.0	0.0

Unit of Measurement: Gas and Gas equivalent products: 1000m3, Liquids: m3, Sulphur: MTS

VPR6200

Facility ID ABGS0095091
Facility Licence # 9702

Facility Name CPC WROSE 13-34-45-28W4 GGS
Facility Operator A5D4 CVE

Production Month	202001	202002	202003	202004	202005	202006	202007	202008	202009	202010	202011	202012	Totals
Receipts													
Receipts from Alberta Facilities	1,940.1	1,809.9	1,962.5	1,294.9	1,301.2	0.0	0.0	0.0	0.0	0.0	0.0	0.0	8,308.6
Receipts from Non-Alberta Facilities	0.0	0.0	0.0	0.0	0.0	0.0	0.0	0.0	0.0	0.0	0.0	0.0	0.0
Dispositions													
Disposition													
Battery	0.0	0.0	0.0	0.0	0.0	0.0	0.0	0.0	0.0	0.0	0.0	0.0	0.0
Gas Gathering System	1,904.3	1,799.6	1,946.6	1,262.0	1,274.5	0.0	0.0	0.0	0.0	0.0	0.0	0.0	8,187.0
Gas Plant	0.0	0.0	0.0	0.0	0.0	0.0	0.0	0.0	0.0	0.0	0.0	0.0	0.0
Injection Facility	0.0	0.0	0.0	0.0	0.0	0.0	0.0	0.0	0.0	0.0	0.0	0.0	0.0
Meter Station	0.0	0.0	0.0	0.0	0.0	0.0	0.0	0.0	0.0	0.0	0.0	0.0	0.0
Other	0.0	0.0	0.0	0.0	0.0	0.0	0.0	0.0	0.0	0.0	0.0	0.0	0.0
Alberta Commercial	0.0	0.0	0.0	0.0	0.0	0.0	0.0	0.0	0.0	0.0	0.0	0.0	0.0
Alberta Industrial	0.0	0.0	0.0	0.0	0.0	0.0	0.0	0.0	0.0	0.0	0.0	0.0	0.0
Alberta Residential	0.0	0.0	0.0	0.0	0.0	0.0	0.0	0.0	0.0	0.0	0.0	0.0	0.0
Alberta Elec.Generation	0.0	0.0	0.0	0.0	0.0	0.0	0.0	0.0	0.0	0.0	0.0	0.0	0.0
Shrinkage													
Acid Gas	0.0	0.0	0.0	0.0	0.0	0.0	0.0	0.0	0.0	0.0	0.0	0.0	0.0
Other products	8.0	9.8	8.1	11.4	10.9	0.0	0.0	0.0	0.0	0.0	0.0	0.0	48.2
Fuel	38.7	31.9	32.7	29.3	3.1	0.0	0.0	0.0	0.0	0.0	0.0	0.0	135.7
Flared	4.2	3.9	4.5	0.2	0.1	0.0	0.0	0.0	0.0	0.0	0.0	0.0	12.9
Vented	0.0	0.0	0.0	0.0	0.0	0.0	0.0	0.0	0.0	0.0	0.0	0.0	0.0
Diff and Other	-15.1	-35.3	-29.4	-8.0	12.6	0.0	0.0	0.0	0.0	0.0	0.0	0.0	-75.2
Process and Frac													
Pentanes Plus	38.9	47.4	39.3	55.0	52.6	0.0	0.0	0.0	0.0	0.0	0.0	0.0	233.2
Propane	0.0	0.0	0.0	0.0	0.0	0.0	0.0	0.0	0.0	0.0	0.0	0.0	0.0
Butanes	0.0	0.0	0.0	0.0	0.0	0.0	0.0	0.0	0.0	0.0	0.0	0.0	0.0
Ethane	0.0	0.0	0.0	0.0	0.0	0.0	0.0	0.0	0.0	0.0	0.0	0.0	0.0
NGL MIX	0.0	0.0	0.0	0.0	0.0	0.0	0.0	0.0	0.0	0.0	0.0	0.0	0.0
Sulphur	0.0	0.0	0.0	0.0	0.0	0.0	0.0	0.0	0.0	0.0	0.0	0.0	0.0
Sulphur Closing Inv	0.0	0.0	0.0	0.0	0.0	0.0	0.0	0.0	0.0	0.0	0.0	0.0	0.0

Unit of Measurement: Gas and Gas equivalent products: 1000m3, Liquids: m3, Sulphur: MTS

VPR6200

Facility ID ABGS0095960

Facility Name Aurora 13-29-43-12 Comp Station

Facility Licence # 38447

Facility Operator ORL9 BAYTEX

Production Month	202001	202002	202003	202004	202005	202006	202007	202008	202009	202010	202011	202012	Totals
Receipts													
Receipts from Alberta Facilities	1,862.2	1,733.0	1,872.4	1,802.3	1,703.6	0.0	0.0	0.0	0.0	0.0	0.0	0.0	8,973.5
Receipts from Non-Alberta Facilities	0.0	0.0	0.0	0.0	0.0	0.0	0.0	0.0	0.0	0.0	0.0	0.0	0.0
Dispositions													
Disposition													
Battery	0.0	0.0	0.0	0.0	0.0	0.0	0.0	0.0	0.0	0.0	0.0	0.0	0.0
Gas Gathering System	0.0	0.0	0.0	0.0	0.0	0.0	0.0	0.0	0.0	0.0	0.0	0.0	0.0
Gas Plant	1,712.2	1,597.3	1,730.4	1,664.5	1,567.9	0.0	0.0	0.0	0.0	0.0	0.0	0.0	8,272.3
Injection Facility	0.0	0.0	0.0	0.0	0.0	0.0	0.0	0.0	0.0	0.0	0.0	0.0	0.0
Meter Station	0.0	0.0	0.0	0.0	0.0	0.0	0.0	0.0	0.0	0.0	0.0	0.0	0.0
Other	0.0	0.0	0.0	0.0	0.0	0.0	0.0	0.0	0.0	0.0	0.0	0.0	0.0
Alberta Commercial	0.0	0.0	0.0	0.0	0.0	0.0	0.0	0.0	0.0	0.0	0.0	0.0	0.0
Alberta Industrial	0.0	0.0	0.0	0.0	0.0	0.0	0.0	0.0	0.0	0.0	0.0	0.0	0.0
Alberta Residential	0.0	0.0	0.0	0.0	0.0	0.0	0.0	0.0	0.0	0.0	0.0	0.0	0.0
Alberta Elec.Generation	0.0	0.0	0.0	0.0	0.0	0.0	0.0	0.0	0.0	0.0	0.0	0.0	0.0
Shrinkage													
Acid Gas	0.0	0.0	0.0	0.0	0.0	0.0	0.0	0.0	0.0	0.0	0.0	0.0	0.0
Other products	4.7	1.5	3.5	5.8	1.9	0.0	0.0	0.0	0.0	0.0	0.0	0.0	17.4
Fuel	147.9	133.9	139.9	135.9	134.4	0.0	0.0	0.0	0.0	0.0	0.0	0.0	692.0
Flared	2.1	1.8	2.1	1.9	1.3	0.0	0.0	0.0	0.0	0.0	0.0	0.0	9.2
Vented	0.0	0.0	0.0	0.0	0.0	0.0	0.0	0.0	0.0	0.0	0.0	0.0	0.0
Diff and Other	-4.7	-1.5	-3.5	-5.8	-1.9	0.0	0.0	0.0	0.0	0.0	0.0	0.0	-17.4
Process and Frac													
Pentanes Plus	22.6	7.4	16.9	27.9	9.3	0.0	0.0	0.0	0.0	0.0	0.0	0.0	84.1
Propane	0.0	0.0	0.0	0.0	0.0	0.0	0.0	0.0	0.0	0.0	0.0	0.0	0.0
Butanes	0.0	0.0	0.0	0.0	0.0	0.0	0.0	0.0	0.0	0.0	0.0	0.0	0.0
Ethane	0.0	0.0	0.0	0.0	0.0	0.0	0.0	0.0	0.0	0.0	0.0	0.0	0.0
NGL MIX	0.0	0.0	0.0	0.0	0.0	0.0	0.0	0.0	0.0	0.0	0.0	0.0	0.0
Sulphur	0.0	0.0	0.0	0.0	0.0	0.0	0.0	0.0	0.0	0.0	0.0	0.0	0.0
Sulphur Closing Inv	0.0	0.0	0.0	0.0	0.0	0.0	0.0	0.0	0.0	0.0	0.0	0.0	0.0

Unit of Measurement: Gas and Gas equivalent products: 1000m3, Liquids: m3, Sulphur: MTS

VPR6200

Facility ID ABGS0096368

Facility Name PINE CREEK 13-9-55-18W5 GS

Facility Licence # 38699

Facility Operator A517 LONG RUN

Production Month	202001	202002	202003	202004	202005	202006	202007	202008	202009	202010	202011	202012	Totals
Receipts													
Receipts from Alberta Facilities	2,194.2	2,141.9	2,276.8	2,148.8	2,225.8	0.0	0.0	0.0	0.0	0.0	0.0	0.0	10,987.5
Receipts from Non-Alberta Facilities	0.0	0.0	0.0	0.0	0.0	0.0	0.0	0.0	0.0	0.0	0.0	0.0	0.0
Dispositions													
Disposition													
Battery	0.0	0.0	0.0	0.0	0.0	0.0	0.0	0.0	0.0	0.0	0.0	0.0	0.0
Gas Gathering System	2,043.8	2,026.2	2,200.1	2,093.5	2,157.1	0.0	0.0	0.0	0.0	0.0	0.0	0.0	10,520.7
Gas Plant	0.0	0.0	0.0	0.0	0.0	0.0	0.0	0.0	0.0	0.0	0.0	0.0	0.0
Injection Facility	0.0	0.0	0.0	0.0	0.0	0.0	0.0	0.0	0.0	0.0	0.0	0.0	0.0
Meter Station	0.0	0.0	0.0	0.0	0.0	0.0	0.0	0.0	0.0	0.0	0.0	0.0	0.0
Other	0.0	0.0	0.0	0.0	0.0	0.0	0.0	0.0	0.0	0.0	0.0	0.0	0.0
Alberta Commercial	0.0	0.0	0.0	0.0	0.0	0.0	0.0	0.0	0.0	0.0	0.0	0.0	0.0
Alberta Industrial	0.0	0.0	0.0	0.0	0.0	0.0	0.0	0.0	0.0	0.0	0.0	0.0	0.0
Alberta Residential	0.0	0.0	0.0	0.0	0.0	0.0	0.0	0.0	0.0	0.0	0.0	0.0	0.0
Alberta Elec.Generation	0.0	0.0	0.0	0.0	0.0	0.0	0.0	0.0	0.0	0.0	0.0	0.0	0.0
Shrinkage													
Acid Gas	0.0	0.0	0.0	0.0	0.0	0.0	0.0	0.0	0.0	0.0	0.0	0.0	0.0
Other products	24.9	14.6	23.5	21.8	19.1	0.0	0.0	0.0	0.0	0.0	0.0	0.0	103.9
Fuel	106.6	94.4	101.5	97.5	99.9	0.0	0.0	0.0	0.0	0.0	0.0	0.0	499.9
Flared	0.2	2.9	3.1	3.0	3.2	0.0	0.0	0.0	0.0	0.0	0.0	0.0	12.4
Vented	0.0	0.0	0.0	0.0	0.0	0.0	0.0	0.0	0.0	0.0	0.0	0.0	0.0
Diff and Other	18.7	3.8	-51.4	-67.0	-53.5	0.0	0.0	0.0	0.0	0.0	0.0	0.0	-149.4
Process and Frac													
Pentanes Plus	120.5	70.5	113.6	105.5	92.3	0.0	0.0	0.0	0.0	0.0	0.0	0.0	502.4
Propane	0.0	0.0	0.0	0.0	0.0	0.0	0.0	0.0	0.0	0.0	0.0	0.0	0.0
Butanes	0.0	0.0	0.0	0.0	0.0	0.0	0.0	0.0	0.0	0.0	0.0	0.0	0.0
Ethane	0.0	0.0	0.0	0.0	0.0	0.0	0.0	0.0	0.0	0.0	0.0	0.0	0.0
NGL MIX	0.0	0.0	0.0	0.0	0.0	0.0	0.0	0.0	0.0	0.0	0.0	0.0	0.0
Sulphur	0.0	0.0	0.0	0.0	0.0	0.0	0.0	0.0	0.0	0.0	0.0	0.0	0.0
Sulphur Closing Inv	0.0	0.0	0.0	0.0	0.0	0.0	0.0	0.0	0.0	0.0	0.0	0.0	0.0

Unit of Measurement: Gas and Gas equivalent products: 1000m3, Liquids: m3, Sulphur: MTS

VPR6200

Facility ID ABGS0096768

Facility Name CULP 16-2-79-24w5

Facility Licence # 16370

Facility Operator OHE9 CNRL

Production Month	202001	202002	202003	202004	202005	202006	202007	202008	202009	202010	202011	202012	Totals
Receipts													
Receipts from Alberta Facilities	303.1	285.1	310.6	281.1	293.6	0.0	0.0	0.0	0.0	0.0	0.0	0.0	1,473.5
Receipts from Non-Alberta Facilities	0.0	0.0	0.0	0.0	0.0	0.0	0.0	0.0	0.0	0.0	0.0	0.0	0.0
Dispositions													
Disposition													
Battery	0.0	0.0	0.0	0.0	0.0	0.0	0.0	0.0	0.0	0.0	0.0	0.0	0.0
Gas Gathering System	260.1	284.7	266.7	241.2	254.3	0.0	0.0	0.0	0.0	0.0	0.0	0.0	1,307.0
Gas Plant	0.0	0.0	0.0	0.0	0.0	0.0	0.0	0.0	0.0	0.0	0.0	0.0	0.0
Injection Facility	0.0	0.0	0.0	0.0	0.0	0.0	0.0	0.0	0.0	0.0	0.0	0.0	0.0
Meter Station	0.0	0.0	0.0	0.0	0.0	0.0	0.0	0.0	0.0	0.0	0.0	0.0	0.0
Other	0.0	0.0	0.0	0.0	0.0	0.0	0.0	0.0	0.0	0.0	0.0	0.0	0.0
Alberta Commercial	0.0	0.0	0.0	0.0	0.0	0.0	0.0	0.0	0.0	0.0	0.0	0.0	0.0
Alberta Industrial	0.0	0.0	0.0	0.0	0.0	0.0	0.0	0.0	0.0	0.0	0.0	0.0	0.0
Alberta Residential	0.0	0.0	0.0	0.0	0.0	0.0	0.0	0.0	0.0	0.0	0.0	0.0	0.0
Alberta Elec.Generation	0.0	0.0	0.0	0.0	0.0	0.0	0.0	0.0	0.0	0.0	0.0	0.0	0.0
Shrinkage													
Acid Gas	0.0	0.0	0.0	0.0	0.0	0.0	0.0	0.0	0.0	0.0	0.0	0.0	0.0
Other products	1.1	0.8	1.2	1.3	0.7	0.0	0.0	0.0	0.0	0.0	0.0	0.0	5.1
Fuel	42.4	0.0	43.3	39.2	38.9	0.0	0.0	0.0	0.0	0.0	0.0	0.0	163.8
Flared	0.0	0.0	0.0	0.0	0.0	0.0	0.0	0.0	0.0	0.0	0.0	0.0	0.0
Vented	0.0	0.0	0.0	0.0	0.0	0.0	0.0	0.0	0.0	0.0	0.0	0.0	0.0
Diff and Other	-0.5	-0.4	-0.6	-0.6	-0.3	0.0	0.0	0.0	0.0	0.0	0.0	0.0	-2.4
Process and Frac													
Pentanes Plus	5.4	3.9	5.9	6.3	3.6	0.0	0.0	0.0	0.0	0.0	0.0	0.0	25.1
Propane	0.0	0.0	0.0	0.0	0.0	0.0	0.0	0.0	0.0	0.0	0.0	0.0	0.0
Butanes	0.0	0.0	0.0	0.0	0.0	0.0	0.0	0.0	0.0	0.0	0.0	0.0	0.0
Ethane	0.0	0.0	0.0	0.0	0.0	0.0	0.0	0.0	0.0	0.0	0.0	0.0	0.0
NGL MIX	0.0	0.0	0.0	0.0	0.0	0.0	0.0	0.0	0.0	0.0	0.0	0.0	0.0
Sulphur	0.0	0.0	0.0	0.0	0.0	0.0	0.0	0.0	0.0	0.0	0.0	0.0	0.0
Sulphur Closing Inv	0.0	0.0	0.0	0.0	0.0	0.0	0.0	0.0	0.0	0.0	0.0	0.0	0.0

Unit of Measurement: Gas and Gas equivalent products: 1000m3, Liquids: m3, Sulphur: MTS

VPR6200

Facility ID ABGS0096859

Facility Name KAKWA BYPASS TO TLM

Facility Licence # 38139

Facility Operator A6X1 JUPITER

Production Month	202001	202002	202003	202004	202005	202006	202007	202008	202009	202010	202011	202012	Totals
Receipts													
Receipts from Alberta Facilities	42,762.5	51,801.2	55,119.8	49,344.9	52,579.2	0.0	0.0	0.0	0.0	0.0	0.0	0.0	251,607.6
Receipts from Non-Alberta Facilities	0.0	0.0	0.0	0.0	0.0	0.0	0.0	0.0	0.0	0.0	0.0	0.0	0.0
Dispositions													
Disposition													
Battery	0.0	0.0	0.0	0.0	0.0	0.0	0.0	0.0	0.0	0.0	0.0	0.0	0.0
Gas Gathering System	41,748.3	50,388.3	53,879.4	48,233.4	51,330.7	0.0	0.0	0.0	0.0	0.0	0.0	0.0	245,580.1
Gas Plant	0.0	0.0	0.0	0.0	0.0	0.0	0.0	0.0	0.0	0.0	0.0	0.0	0.0
Injection Facility	0.0	0.0	0.0	0.0	0.0	0.0	0.0	0.0	0.0	0.0	0.0	0.0	0.0
Meter Station	0.0	0.0	0.0	0.0	0.0	0.0	0.0	0.0	0.0	0.0	0.0	0.0	0.0
Other	0.0	0.0	0.0	0.0	0.0	0.0	0.0	0.0	0.0	0.0	0.0	0.0	0.0
Alberta Commercial	0.0	0.0	0.0	0.0	0.0	0.0	0.0	0.0	0.0	0.0	0.0	0.0	0.0
Alberta Industrial	0.0	0.0	0.0	0.0	0.0	0.0	0.0	0.0	0.0	0.0	0.0	0.0	0.0
Alberta Residential	0.0	0.0	0.0	0.0	0.0	0.0	0.0	0.0	0.0	0.0	0.0	0.0	0.0
Alberta Elec.Generation	0.0	0.0	0.0	0.0	0.0	0.0	0.0	0.0	0.0	0.0	0.0	0.0	0.0
Shrinkage													
Acid Gas	0.0	0.0	0.0	0.0	0.0	0.0	0.0	0.0	0.0	0.0	0.0	0.0	0.0
Other products	1.7	11.5	5.5	12.6	15.2	0.0	0.0	0.0	0.0	0.0	0.0	0.0	46.5
Fuel	1,014.2	1,412.9	1,240.4	1,111.5	1,248.5	0.0	0.0	0.0	0.0	0.0	0.0	0.0	6,027.5
Flared	14.8	7.2	15.2	13.2	22.6	0.0	0.0	0.0	0.0	0.0	0.0	0.0	73.0
Vented	3.5	0.6	0.0	0.0	1.0	0.0	0.0	0.0	0.0	0.0	0.0	0.0	5.1
Diff and Other	-20.0	-19.3	-20.7	-25.8	-38.8	0.0	0.0	0.0	0.0	0.0	0.0	0.0	-124.6
Process and Frac													
Pentanes Plus	8.4	55.5	26.7	61.0	73.5	0.0	0.0	0.0	0.0	0.0	0.0	0.0	225.1
Propane	0.0	0.0	0.0	0.0	0.0	0.0	0.0	0.0	0.0	0.0	0.0	0.0	0.0
Butanes	0.0	0.0	0.0	0.0	0.0	0.0	0.0	0.0	0.0	0.0	0.0	0.0	0.0
Ethane	0.0	0.0	0.0	0.0	0.0	0.0	0.0	0.0	0.0	0.0	0.0	0.0	0.0
NGL MIX	0.0	0.0	0.0	0.0	0.0	0.0	0.0	0.0	0.0	0.0	0.0	0.0	0.0
Sulphur	0.0	0.0	0.0	0.0	0.0	0.0	0.0	0.0	0.0	0.0	0.0	0.0	0.0
Sulphur Closing Inv	0.0	0.0	0.0	0.0	0.0	0.0	0.0	0.0	0.0	0.0	0.0	0.0	0.0

Unit of Measurement: Gas and Gas equivalent products: 1000m3, Liquids: m3, Sulphur: MTS

VPR6200

Facility ID ABGS0097924

Facility Name WILGRN 16-12-042-06W5 GGS

Facility Licence # 34318

Facility Operator A5RX BEC

Production Month	202001	202002	202003	202004	202005	202006	202007	202008	202009	202010	202011	202012	Totals
Receipts													
Receipts from Alberta Facilities	6,133.4	5,616.3	5,293.7	4,064.4	4,082.9	0.0	0.0	0.0	0.0	0.0	0.0	0.0	25,190.7
Receipts from Non-Alberta Facilities	0.0	0.0	0.0	0.0	0.0	0.0	0.0	0.0	0.0	0.0	0.0	0.0	0.0
Dispositions													
Disposition													
Battery	0.0	0.0	0.0	0.0	0.0	0.0	0.0	0.0	0.0	0.0	0.0	0.0	0.0
Gas Gathering System	6,078.2	5,588.0	4,815.6	3,934.2	3,883.7	0.0	0.0	0.0	0.0	0.0	0.0	0.0	24,299.7
Gas Plant	0.0	0.0	0.0	0.0	0.0	0.0	0.0	0.0	0.0	0.0	0.0	0.0	0.0
Injection Facility	0.0	0.0	0.0	0.0	0.0	0.0	0.0	0.0	0.0	0.0	0.0	0.0	0.0
Meter Station	0.0	0.0	0.0	0.0	0.0	0.0	0.0	0.0	0.0	0.0	0.0	0.0	0.0
Other	0.0	0.0	0.0	0.0	0.0	0.0	0.0	0.0	0.0	0.0	0.0	0.0	0.0
Alberta Commercial	0.0	0.0	0.0	0.0	0.0	0.0	0.0	0.0	0.0	0.0	0.0	0.0	0.0
Alberta Industrial	0.0	0.0	0.0	0.0	0.0	0.0	0.0	0.0	0.0	0.0	0.0	0.0	0.0
Alberta Residential	0.0	0.0	0.0	0.0	0.0	0.0	0.0	0.0	0.0	0.0	0.0	0.0	0.0
Alberta Elec.Generation	0.0	0.0	0.0	0.0	0.0	0.0	0.0	0.0	0.0	0.0	0.0	0.0	0.0
Shrinkage													
Acid Gas	0.0	0.0	0.0	0.0	0.0	0.0	0.0	0.0	0.0	0.0	0.0	0.0	0.0
Other products	23.1	15.7	37.2	18.0	17.4	0.0	0.0	0.0	0.0	0.0	0.0	0.0	111.4
Fuel	266.2	244.0	241.7	182.9	183.1	0.0	0.0	0.0	0.0	0.0	0.0	0.0	1,117.9
Flared	0.0	0.0	0.0	0.0	0.0	0.0	0.0	0.0	0.0	0.0	0.0	0.0	0.0
Vented	4.3	4.7	4.6	4.0	3.9	0.0	0.0	0.0	0.0	0.0	0.0	0.0	21.5
Diff and Other	-238.4	-236.1	194.6	-74.7	-5.2	0.0	0.0	0.0	0.0	0.0	0.0	0.0	-359.8
Process and Frac													
Pentanes Plus	111.8	76.1	179.9	87.3	84.1	0.0	0.0	0.0	0.0	0.0	0.0	0.0	539.2
Propane	0.0	0.0	0.0	0.0	0.0	0.0	0.0	0.0	0.0	0.0	0.0	0.0	0.0
Butanes	0.0	0.0	0.0	0.0	0.0	0.0	0.0	0.0	0.0	0.0	0.0	0.0	0.0
Ethane	0.0	0.0	0.0	0.0	0.0	0.0	0.0	0.0	0.0	0.0	0.0	0.0	0.0
NGL MIX	0.0	0.0	0.0	0.0	0.0	0.0	0.0	0.0	0.0	0.0	0.0	0.0	0.0
Sulphur	0.0	0.0	0.0	0.0	0.0	0.0	0.0	0.0	0.0	0.0	0.0	0.0	0.0
Sulphur Closing Inv	0.0	0.0	0.0	0.0	0.0	0.0	0.0	0.0	0.0	0.0	0.0	0.0	0.0

Unit of Measurement: Gas and Gas equivalent products: 1000m3, Liquids: m3, Sulphur: MTS

VPR6200

Facility ID ABGS0098122
Facility Licence # 39968

Facility Name RMP Kaybob South GGS
Facility Operator A5WA TANGLE CREEK

Production Month	202001	202002	202003	202004	202005	202006	202007	202008	202009	202010	202011	202012	Totals
Receipts													
Receipts from Alberta Facilities	5,172.7	6,194.8	6,327.6	5,017.8	1,345.4	0.0	0.0	0.0	0.0	0.0	0.0	0.0	24,058.3
Receipts from Non-Alberta Facilities	0.0	0.0	0.0	0.0	0.0	0.0	0.0	0.0	0.0	0.0	0.0	0.0	0.0
Dispositions													
Disposition													
Battery	0.0	0.0	0.0	0.0	0.0	0.0	0.0	0.0	0.0	0.0	0.0	0.0	0.0
Gas Gathering System	4,763.5	5,788.7	5,912.7	4,692.0	1,304.5	0.0	0.0	0.0	0.0	0.0	0.0	0.0	22,461.4
Gas Plant	0.0	0.0	0.0	0.0	0.0	0.0	0.0	0.0	0.0	0.0	0.0	0.0	0.0
Injection Facility	0.0	0.0	0.0	0.0	0.0	0.0	0.0	0.0	0.0	0.0	0.0	0.0	0.0
Meter Station	0.0	0.0	0.0	0.0	0.0	0.0	0.0	0.0	0.0	0.0	0.0	0.0	0.0
Other	0.0	0.0	0.0	0.0	0.0	0.0	0.0	0.0	0.0	0.0	0.0	0.0	0.0
Alberta Commercial	0.0	0.0	0.0	0.0	0.0	0.0	0.0	0.0	0.0	0.0	0.0	0.0	0.0
Alberta Industrial	0.0	0.0	0.0	0.0	0.0	0.0	0.0	0.0	0.0	0.0	0.0	0.0	0.0
Alberta Residential	0.0	0.0	0.0	0.0	0.0	0.0	0.0	0.0	0.0	0.0	0.0	0.0	0.0
Alberta Elec.Generation	0.0	0.0	0.0	0.0	0.0	0.0	0.0	0.0	0.0	0.0	0.0	0.0	0.0
Shrinkage													
Acid Gas	0.0	0.0	0.0	0.0	0.0	0.0	0.0	0.0	0.0	0.0	0.0	0.0	0.0
Other products	32.9	27.7	29.5	15.2	0.0	0.0	0.0	0.0	0.0	0.0	0.0	0.0	105.3
Fuel	303.3	289.0	289.8	0.0	0.0	0.0	0.0	0.0	0.0	0.0	0.0	0.0	882.1
Flared	0.0	0.0	0.0	0.0	0.0	0.0	0.0	0.0	0.0	0.0	0.0	0.0	0.0
Vented	0.0	0.0	0.0	0.0	0.0	0.0	0.0	0.0	0.0	0.0	0.0	0.0	0.0
Diff and Other	73.0	89.4	95.6	310.6	40.9	0.0	0.0	0.0	0.0	0.0	0.0	0.0	609.5
Process and Frac													
Pentanes Plus	159.2	134.2	142.7	73.4	0.0	0.0	0.0	0.0	0.0	0.0	0.0	0.0	509.5
Propane	0.0	0.0	0.0	0.0	0.0	0.0	0.0	0.0	0.0	0.0	0.0	0.0	0.0
Butanes	0.0	0.0	0.0	0.0	0.0	0.0	0.0	0.0	0.0	0.0	0.0	0.0	0.0
Ethane	0.0	0.0	0.0	0.0	0.0	0.0	0.0	0.0	0.0	0.0	0.0	0.0	0.0
NGL MIX	0.0	0.0	0.0	0.0	0.0	0.0	0.0	0.0	0.0	0.0	0.0	0.0	0.0
Sulphur	0.0	0.0	0.0	0.0	0.0	0.0	0.0	0.0	0.0	0.0	0.0	0.0	0.0
Sulphur Closing Inv	0.0	0.0	0.0	0.0	0.0	0.0	0.0	0.0	0.0	0.0	0.0	0.0	0.0

Unit of Measurement: Gas and Gas equivalent products: 1000m3, Liquids: m3, Sulphur: MTS

VPR6200

Facility ID ABGS0098385
Facility Licence # 39460

Facility Name TAQA NORDEGG 10-02 GGS
Facility Operator A2TG TQN

Production Month	202001	202002	202003	202004	202005	202006	202007	202008	202009	202010	202011	202012	Totals
Receipts													
Receipts from Alberta Facilities	626.5	700.0	379.2	0.0	0.0	0.0	0.0	0.0	0.0	0.0	0.0	0.0	1,705.7
Receipts from Non-Alberta Facilities	0.0	0.0	0.0	0.0	0.0	0.0	0.0	0.0	0.0	0.0	0.0	0.0	0.0
Dispositions													
Disposition													
Battery	0.0	0.0	0.0	0.0	0.0	0.0	0.0	0.0	0.0	0.0	0.0	0.0	0.0
Gas Gathering System	600.4	686.2	374.9	0.0	0.0	0.0	0.0	0.0	0.0	0.0	0.0	0.0	1,661.5
Gas Plant	0.0	0.0	0.0	0.0	0.0	0.0	0.0	0.0	0.0	0.0	0.0	0.0	0.0
Injection Facility	0.0	0.0	0.0	0.0	0.0	0.0	0.0	0.0	0.0	0.0	0.0	0.0	0.0
Meter Station	0.0	0.0	0.0	0.0	0.0	0.0	0.0	0.0	0.0	0.0	0.0	0.0	0.0
Other	0.0	0.0	0.0	0.0	0.0	0.0	0.0	0.0	0.0	0.0	0.0	0.0	0.0
Alberta Commercial	0.0	0.0	0.0	0.0	0.0	0.0	0.0	0.0	0.0	0.0	0.0	0.0	0.0
Alberta Industrial	0.0	0.0	0.0	0.0	0.0	0.0	0.0	0.0	0.0	0.0	0.0	0.0	0.0
Alberta Residential	0.0	0.0	0.0	0.0	0.0	0.0	0.0	0.0	0.0	0.0	0.0	0.0	0.0
Alberta Elec.Generation	0.0	0.0	0.0	0.0	0.0	0.0	0.0	0.0	0.0	0.0	0.0	0.0	0.0
Shrinkage													
Acid Gas	0.0	0.0	0.0	0.0	0.0	0.0	0.0	0.0	0.0	0.0	0.0	0.0	0.0
Other products	0.0	0.5	0.1	0.0	0.0	0.0	0.0	0.0	0.0	0.0	0.0	0.0	0.6
Fuel	21.9	26.7	0.0	0.0	0.0	0.0	0.0	0.0	0.0	0.0	0.0	0.0	48.6
Flared	0.0	0.1	0.2	0.0	0.0	0.0	0.0	0.0	0.0	0.0	0.0	0.0	0.3
Vented	0.0	0.0	0.0	0.0	0.0	0.0	0.0	0.0	0.0	0.0	0.0	0.0	0.0
Diff and Other	4.2	-13.5	4.0	0.0	0.0	0.0	0.0	0.0	0.0	0.0	0.0	0.0	-5.3
Process and Frac													
Pentanes Plus	0.0	2.4	0.3	0.0	0.0	0.0	0.0	0.0	0.0	0.0	0.0	0.0	2.7
Propane	0.0	0.0	0.0	0.0	0.0	0.0	0.0	0.0	0.0	0.0	0.0	0.0	0.0
Butanes	0.0	0.0	0.0	0.0	0.0	0.0	0.0	0.0	0.0	0.0	0.0	0.0	0.0
Ethane	0.0	0.0	0.0	0.0	0.0	0.0	0.0	0.0	0.0	0.0	0.0	0.0	0.0
NGL MIX	0.0	0.0	0.0	0.0	0.0	0.0	0.0	0.0	0.0	0.0	0.0	0.0	0.0
Sulphur	0.0	0.0	0.0	0.0	0.0	0.0	0.0	0.0	0.0	0.0	0.0	0.0	0.0
Sulphur Closing Inv	0.0	0.0	0.0	0.0	0.0	0.0	0.0	0.0	0.0	0.0	0.0	0.0	0.0

Unit of Measurement: Gas and Gas equivalent products: 1000m3, Liquids: m3, Sulphur: MTS

VPR6200

Facility ID ABGS0098764
Facility Licence # 30849

Facility Name KNOPCIK 10-01-074-10W6
Facility Operator OHE9 CNRL

Production Month	202001	202002	202003	202004	202005	202006	202007	202008	202009	202010	202011	202012	Totals
Receipts													
Receipts from Alberta Facilities	563.5	486.0	364.2	383.3	362.9	0.0	0.0	0.0	0.0	0.0	0.0	0.0	2,159.9
Receipts from Non-Alberta Facilities	0.0	0.0	0.0	0.0	0.0	0.0	0.0	0.0	0.0	0.0	0.0	0.0	0.0
Dispositions													
Disposition Battery	505.7	480.0	277.1	304.4	310.9	0.0	0.0	0.0	0.0	0.0	0.0	0.0	1,878.1
Gas Gathering System	0.0	0.0	65.0	0.0	0.0	0.0	0.0	0.0	0.0	0.0	0.0	0.0	65.0
Gas Plant	0.0	0.0	0.0	0.0	0.0	0.0	0.0	0.0	0.0	0.0	0.0	0.0	0.0
Injection Facility	0.0	0.0	0.0	0.0	0.0	0.0	0.0	0.0	0.0	0.0	0.0	0.0	0.0
Meter Station	0.0	0.0	0.0	0.0	0.0	0.0	0.0	0.0	0.0	0.0	0.0	0.0	0.0
Other	0.0	0.0	0.0	0.0	0.0	0.0	0.0	0.0	0.0	0.0	0.0	0.0	0.0
Alberta Commercial	0.0	0.0	0.0	0.0	0.0	0.0	0.0	0.0	0.0	0.0	0.0	0.0	0.0
Alberta Industrial	0.0	0.0	0.0	0.0	0.0	0.0	0.0	0.0	0.0	0.0	0.0	0.0	0.0
Alberta Residential	0.0	0.0	0.0	0.0	0.0	0.0	0.0	0.0	0.0	0.0	0.0	0.0	0.0
Alberta Elec.Generation	0.0	0.0	0.0	0.0	0.0	0.0	0.0	0.0	0.0	0.0	0.0	0.0	0.0
Shrinkage Acid Gas	0.0	0.0	0.0	0.0	0.0	0.0	0.0	0.0	0.0	0.0	0.0	0.0	0.0
Other products	13.9	6.3	12.0	16.4	17.3	0.0	0.0	0.0	0.0	0.0	0.0	0.0	65.9
Fuel	54.4	0.0	0.0	0.0	0.0	0.0	0.0	0.0	0.0	0.0	0.0	0.0	54.4
Flared	0.0	0.0	0.0	0.0	0.0	0.0	0.0	0.0	0.0	0.0	0.0	0.0	0.0
Vented	0.0	0.0	0.0	0.0	0.0	0.0	0.0	0.0	0.0	0.0	0.0	0.0	0.0
Diff and Other	-10.5	-0.3	10.1	62.5	34.7	0.0	0.0	0.0	0.0	0.0	0.0	0.0	96.5
Process and Frac													
Pentanes Plus	67.4	30.7	57.9	79.4	83.8	0.0	0.0	0.0	0.0	0.0	0.0	0.0	319.2
Propane	0.0	0.0	0.0	0.0	0.0	0.0	0.0	0.0	0.0	0.0	0.0	0.0	0.0
Butanes	0.0	0.0	0.0	0.0	0.0	0.0	0.0	0.0	0.0	0.0	0.0	0.0	0.0
Ethane	0.0	0.0	0.0	0.0	0.0	0.0	0.0	0.0	0.0	0.0	0.0	0.0	0.0
NGL MIX	0.0	0.0	0.0	0.0	0.0	0.0	0.0	0.0	0.0	0.0	0.0	0.0	0.0
Sulphur	0.0	0.0	0.0	0.0	0.0	0.0	0.0	0.0	0.0	0.0	0.0	0.0	0.0
Sulphur Closing Inv	0.0	0.0	0.0	0.0	0.0	0.0	0.0	0.0	0.0	0.0	0.0	0.0	0.0

Unit of Measurement: Gas and Gas equivalent products: 1000m3, Liquids: m3, Sulphur: MTS

VPR6200

Facility ID ABGS0098832
Facility Licence # 12458

Facility Name EDSON EAST 10-2-54-17W5 GGS
Facility Operator OHE9 CNRL

Production Month	202001	202002	202003	202004	202005	202006	202007	202008	202009	202010	202011	202012	Totals
Receipts													
Receipts from Alberta Facilities	914.0	902.7	959.7	952.7	950.7	0.0	0.0	0.0	0.0	0.0	0.0	0.0	4,679.8
Receipts from Non-Alberta Facilities	0.0	0.0	0.0	0.0	0.0	0.0	0.0	0.0	0.0	0.0	0.0	0.0	0.0
Dispositions													
Disposition													
Battery	0.0	0.0	0.0	0.0	0.0	0.0	0.0	0.0	0.0	0.0	0.0	0.0	0.0
Gas Gathering System	899.1	906.6	963.0	951.3	964.0	0.0	0.0	0.0	0.0	0.0	0.0	0.0	4,684.0
Gas Plant	0.0	0.0	0.0	0.0	0.0	0.0	0.0	0.0	0.0	0.0	0.0	0.0	0.0
Injection Facility	0.0	0.0	0.0	0.0	0.0	0.0	0.0	0.0	0.0	0.0	0.0	0.0	0.0
Meter Station	0.0	0.0	0.0	0.0	0.0	0.0	0.0	0.0	0.0	0.0	0.0	0.0	0.0
Other	0.0	0.0	0.0	0.0	0.0	0.0	0.0	0.0	0.0	0.0	0.0	0.0	0.0
Alberta Commercial	0.0	0.0	0.0	0.0	0.0	0.0	0.0	0.0	0.0	0.0	0.0	0.0	0.0
Alberta Industrial	0.0	0.0	0.0	0.0	0.0	0.0	0.0	0.0	0.0	0.0	0.0	0.0	0.0
Alberta Residential	0.0	0.0	0.0	0.0	0.0	0.0	0.0	0.0	0.0	0.0	0.0	0.0	0.0
Alberta Elec.Generation	0.0	0.0	0.0	0.0	0.0	0.0	0.0	0.0	0.0	0.0	0.0	0.0	0.0
Shrinkage													
Acid Gas	0.0	0.0	0.0	0.0	0.0	0.0	0.0	0.0	0.0	0.0	0.0	0.0	0.0
Other products	0.0	0.0	0.0	0.0	1.0	0.0	0.0	0.0	0.0	0.0	0.0	0.0	1.0
Fuel	14.9	14.3	14.7	13.0	12.7	0.0	0.0	0.0	0.0	0.0	0.0	0.0	69.6
Flared	0.0	0.0	1.9	0.9	0.9	0.0	0.0	0.0	0.0	0.0	0.0	0.0	3.7
Vented	0.0	0.0	1.3	0.0	0.0	0.0	0.0	0.0	0.0	0.0	0.0	0.0	1.3
Diff and Other	0.0	-18.2	-21.2	-12.5	-27.9	0.0	0.0	0.0	0.0	0.0	0.0	0.0	-79.8
Process and Frac													
Pentanes Plus	0.0	0.0	0.0	0.0	4.9	0.0	0.0	0.0	0.0	0.0	0.0	0.0	4.9
Propane	0.0	0.0	0.0	0.0	0.0	0.0	0.0	0.0	0.0	0.0	0.0	0.0	0.0
Butanes	0.0	0.0	0.0	0.0	0.0	0.0	0.0	0.0	0.0	0.0	0.0	0.0	0.0
Ethane	0.0	0.0	0.0	0.0	0.0	0.0	0.0	0.0	0.0	0.0	0.0	0.0	0.0
NGL MIX	0.0	0.0	0.0	0.0	0.0	0.0	0.0	0.0	0.0	0.0	0.0	0.0	0.0
Sulphur	0.0	0.0	0.0	0.0	0.0	0.0	0.0	0.0	0.0	0.0	0.0	0.0	0.0
Sulphur Closing Inv	0.0	0.0	0.0	0.0	0.0	0.0	0.0	0.0	0.0	0.0	0.0	0.0	0.0

Unit of Measurement: Gas and Gas equivalent products: 1000m3, Liquids: m3, Sulphur: MTS

VPR6200

Facility ID ABGS0098944
Facility Licence # 27736

Facility Name GSPIN0622
Facility Operator OR46 HUSKY

Production Month	202001	202002	202003	202004	202005	202006	202007	202008	202009	202010	202011	202012	Totals
SHUTIN													
Receipts													
Receipts from Alberta Facilities	2,372.2	2,293.1	2,471.5	1,074.8	0.0	0.0	0.0	0.0	0.0	0.0	0.0	0.0	8,211.6
Receipts from Non-Alberta Facilities	0.0	0.0	0.0	0.0	0.0	0.0	0.0	0.0	0.0	0.0	0.0	0.0	0.0
Dispositions													
Disposition Battery	2.1	2.2	2.0	0.5	0.0	0.0	0.0	0.0	0.0	0.0	0.0	0.0	6.8
Gas Gathering System	2,188.2	2,119.0	2,282.4	987.9	0.0	0.0	0.0	0.0	0.0	0.0	0.0	0.0	7,577.5
Gas Plant	0.0	0.0	0.0	0.0	0.0	0.0	0.0	0.0	0.0	0.0	0.0	0.0	0.0
Injection Facility	0.0	0.0	0.0	0.0	0.0	0.0	0.0	0.0	0.0	0.0	0.0	0.0	0.0
Meter Station	0.0	0.0	0.0	0.0	0.0	0.0	0.0	0.0	0.0	0.0	0.0	0.0	0.0
Other	0.0	0.0	0.0	0.0	0.0	0.0	0.0	0.0	0.0	0.0	0.0	0.0	0.0
Alberta Commercial	0.0	0.0	0.0	0.0	0.0	0.0	0.0	0.0	0.0	0.0	0.0	0.0	0.0
Alberta Industrial	0.0	0.0	0.0	0.0	0.0	0.0	0.0	0.0	0.0	0.0	0.0	0.0	0.0
Alberta Residential	0.0	0.0	0.0	0.0	0.0	0.0	0.0	0.0	0.0	0.0	0.0	0.0	0.0
Alberta Elec.Generation	0.0	0.0	0.0	0.0	0.0	0.0	0.0	0.0	0.0	0.0	0.0	0.0	0.0
Shrinkage Acid Gas	0.0	0.0	0.0	0.0	0.0	0.0	0.0	0.0	0.0	0.0	0.0	0.0	0.0
Other products	1.8	3.2	1.4	1.3	0.0	0.0	0.0	0.0	0.0	0.0	0.0	0.0	7.7
Fuel	184.0	174.1	189.1	86.9	0.0	0.0	0.0	0.0	0.0	0.0	0.0	0.0	634.1
Flared	5.8	2.6	3.8	3.8	0.0	0.0	0.0	0.0	0.0	0.0	0.0	0.0	16.0
Vented	0.0	0.0	0.0	0.0	0.0	0.0	0.0	0.0	0.0	0.0	0.0	0.0	0.0
Diff and Other	-9.7	-8.0	-7.2	-5.6	0.0	0.0	0.0	0.0	0.0	0.0	0.0	0.0	-30.5
Process and Frac													
Pentanes Plus	8.8	15.7	7.0	6.5	0.0	0.0	0.0	0.0	0.0	0.0	0.0	0.0	38.0
Propane	0.0	0.0	0.0	0.0	0.0	0.0	0.0	0.0	0.0	0.0	0.0	0.0	0.0
Butanes	0.0	0.0	0.0	0.0	0.0	0.0	0.0	0.0	0.0	0.0	0.0	0.0	0.0
Ethane	0.0	0.0	0.0	0.0	0.0	0.0	0.0	0.0	0.0	0.0	0.0	0.0	0.0
NGL MIX	0.0	0.0	0.0	0.0	0.0	0.0	0.0	0.0	0.0	0.0	0.0	0.0	0.0
Sulphur	0.0	0.0	0.0	0.0	0.0	0.0	0.0	0.0	0.0	0.0	0.0	0.0	0.0
Sulphur Closing Inv	0.0	0.0	0.0	0.0	0.0	0.0	0.0	0.0	0.0	0.0	0.0	0.0	0.0

Unit of Measurement: Gas and Gas equivalent products: 1000m3, Liquids: m3, Sulphur: MTS

VPR6200

Facility ID ABGS0099007
Facility Licence # 39463

Facility Name PFI CARROT CREEK 08-36-051-14W5 GGS
Facility Operator A5YK VELVET

Production Month	202001	202002	202003	202004	202005	202006	202007	202008	202009	202010	202011	202012	Totals
Receipts													
Receipts from Alberta Facilities	14,949.5	14,984.8	15,254.8	12,134.1	15,424.6	0.0	0.0	0.0	0.0	0.0	0.0	0.0	72,747.8
Receipts from Non-Alberta Facilities	0.0	0.0	0.0	0.0	0.0	0.0	0.0	0.0	0.0	0.0	0.0	0.0	0.0
Dispositions													
Disposition													
Battery	0.0	0.0	0.0	0.0	0.0	0.0	0.0	0.0	0.0	0.0	0.0	0.0	0.0
Gas Gathering System	14,472.1	14,533.4	14,790.4	12,051.3	14,978.4	0.0	0.0	0.0	0.0	0.0	0.0	0.0	70,825.6
Gas Plant	0.0	0.0	0.0	0.0	0.0	0.0	0.0	0.0	0.0	0.0	0.0	0.0	0.0
Injection Facility	0.0	0.0	0.0	0.0	0.0	0.0	0.0	0.0	0.0	0.0	0.0	0.0	0.0
Meter Station	0.0	0.0	0.0	0.0	0.0	0.0	0.0	0.0	0.0	0.0	0.0	0.0	0.0
Other	0.0	0.0	0.0	0.0	0.0	0.0	0.0	0.0	0.0	0.0	0.0	0.0	0.0
Alberta Commercial	0.0	0.0	0.0	0.0	0.0	0.0	0.0	0.0	0.0	0.0	0.0	0.0	0.0
Alberta Industrial	0.0	0.0	0.0	0.0	0.0	0.0	0.0	0.0	0.0	0.0	0.0	0.0	0.0
Alberta Residential	0.0	0.0	0.0	0.0	0.0	0.0	0.0	0.0	0.0	0.0	0.0	0.0	0.0
Alberta Elec.Generation	0.0	0.0	0.0	0.0	0.0	0.0	0.0	0.0	0.0	0.0	0.0	0.0	0.0
Shrinkage													
Acid Gas	0.0	0.0	0.0	0.0	0.0	0.0	0.0	0.0	0.0	0.0	0.0	0.0	0.0
Other products	16.3	12.9	6.6	2.3	10.4	0.0	0.0	0.0	0.0	0.0	0.0	0.0	48.5
Fuel	433.9	438.5	433.9	11.0	388.8	0.0	0.0	0.0	0.0	0.0	0.0	0.0	1,706.1
Flared	0.4	0.0	0.0	69.6	47.7	0.0	0.0	0.0	0.0	0.0	0.0	0.0	117.7
Vented	0.0	0.0	24.0	0.0	0.0	0.0	0.0	0.0	0.0	0.0	0.0	0.0	24.0
Diff and Other	26.8	0.0	-0.1	-0.1	-0.7	0.0	0.0	0.0	0.0	0.0	0.0	0.0	25.9
Process and Frac													
Pentanes Plus	78.9	62.5	32.1	11.1	50.3	0.0	0.0	0.0	0.0	0.0	0.0	0.0	234.9
Propane	0.0	0.0	0.0	0.0	0.0	0.0	0.0	0.0	0.0	0.0	0.0	0.0	0.0
Butanes	0.0	0.0	0.0	0.0	0.0	0.0	0.0	0.0	0.0	0.0	0.0	0.0	0.0
Ethane	0.0	0.0	0.0	0.0	0.0	0.0	0.0	0.0	0.0	0.0	0.0	0.0	0.0
NGL MIX	0.0	0.0	0.0	0.0	0.0	0.0	0.0	0.0	0.0	0.0	0.0	0.0	0.0
Sulphur	0.0	0.0	0.0	0.0	0.0	0.0	0.0	0.0	0.0	0.0	0.0	0.0	0.0
Sulphur Closing Inv	0.0	0.0	0.0	0.0	0.0	0.0	0.0	0.0	0.0	0.0	0.0	0.0	0.0

Unit of Measurement: Gas and Gas equivalent products: 1000m3, Liquids: m3, Sulphur: MTS

VPR6200

Facility ID ABGS0099094

Facility Name CANRISE MINN 4-7 GS

Facility Licence # 9545

Facility Operator A5D4 CVE

Production Month	202001	202002	202003	202004	202005	202006	202007	202008	202009	202010	202011	202012	Totals
Receipts													
Receipts from Alberta Facilities	178.4	209.3	212.8	202.4	224.1	0.0	0.0	0.0	0.0	0.0	0.0	0.0	1,027.0
Receipts from Non-Alberta Facilities	0.0	0.0	0.0	0.0	0.0	0.0	0.0	0.0	0.0	0.0	0.0	0.0	0.0
Dispositions													
Disposition Battery	0.0	0.0	0.0	0.0	0.0	0.0	0.0	0.0	0.0	0.0	0.0	0.0	0.0
Gas Gathering System	180.3	207.9	211.1	202.1	223.8	0.0	0.0	0.0	0.0	0.0	0.0	0.0	1,025.2
Gas Plant	0.0	0.0	0.0	0.0	0.0	0.0	0.0	0.0	0.0	0.0	0.0	0.0	0.0
Injection Facility	0.0	0.0	0.0	0.0	0.0	0.0	0.0	0.0	0.0	0.0	0.0	0.0	0.0
Meter Station	0.0	0.0	0.0	0.0	0.0	0.0	0.0	0.0	0.0	0.0	0.0	0.0	0.0
Other	0.0	0.0	0.0	0.0	0.0	0.0	0.0	0.0	0.0	0.0	0.0	0.0	0.0
Alberta Commercial	0.0	0.0	0.0	0.0	0.0	0.0	0.0	0.0	0.0	0.0	0.0	0.0	0.0
Alberta Industrial	0.0	0.0	0.0	0.0	0.0	0.0	0.0	0.0	0.0	0.0	0.0	0.0	0.0
Alberta Residential	0.0	0.0	0.0	0.0	0.0	0.0	0.0	0.0	0.0	0.0	0.0	0.0	0.0
Alberta Elec.Generation	0.0	0.0	0.0	0.0	0.0	0.0	0.0	0.0	0.0	0.0	0.0	0.0	0.0
Shrinkage Acid Gas	0.0	0.0	0.0	0.0	0.0	0.0	0.0	0.0	0.0	0.0	0.0	0.0	0.0
Other products	0.0	0.0	1.3	0.0	0.0	0.0	0.0	0.0	0.0	0.0	0.0	0.0	1.3
Fuel	0.2	0.2	0.3	0.3	0.3	0.0	0.0	0.0	0.0	0.0	0.0	0.0	1.3
Flared	0.0	0.0	0.0	0.0	0.0	0.0	0.0	0.0	0.0	0.0	0.0	0.0	0.0
Vented	0.0	0.0	0.0	0.0	0.0	0.0	0.0	0.0	0.0	0.0	0.0	0.0	0.0
Diff and Other	-2.1	1.2	0.1	0.0	0.0	0.0	0.0	0.0	0.0	0.0	0.0	0.0	-0.8
Process and Frac													
Pentanes Plus	0.0	0.0	6.2	0.0	0.0	0.0	0.0	0.0	0.0	0.0	0.0	0.0	6.2
Propane	0.0	0.0	0.0	0.0	0.0	0.0	0.0	0.0	0.0	0.0	0.0	0.0	0.0
Butanes	0.0	0.0	0.0	0.0	0.0	0.0	0.0	0.0	0.0	0.0	0.0	0.0	0.0
Ethane	0.0	0.0	0.0	0.0	0.0	0.0	0.0	0.0	0.0	0.0	0.0	0.0	0.0
NGL MIX	0.0	0.0	0.0	0.0	0.0	0.0	0.0	0.0	0.0	0.0	0.0	0.0	0.0
Sulphur	0.0	0.0	0.0	0.0	0.0	0.0	0.0	0.0	0.0	0.0	0.0	0.0	0.0
Sulphur Closing Inv	0.0	0.0	0.0	0.0	0.0	0.0	0.0	0.0	0.0	0.0	0.0	0.0	0.0

Unit of Measurement: Gas and Gas equivalent products: 1000m3, Liquids: m3, Sulphur: MTS

VPR6200

Facility ID ABGS0099724

Facility Name GSCEC1614

Facility Licence # 13405

Facility Operator OR46 HUSKY

Production Month	202001	202002	202003	202004	202005	202006	202007	202008	202009	202010	202011	202012	Totals
Receipts													
Receipts from Alberta Facilities	1,183.9	1,583.6	1,810.5	633.9	0.0	0.0	0.0	0.0	0.0	0.0	0.0	0.0	5,211.9
Receipts from Non-Alberta Facilities	0.0	0.0	0.0	0.0	0.0	0.0	0.0	0.0	0.0	0.0	0.0	0.0	0.0
Dispositions													
Disposition													
Battery	0.0	0.0	0.0	0.0	0.0	0.0	0.0	0.0	0.0	0.0	0.0	0.0	0.0
Gas Gathering System	1,181.2	1,582.1	1,804.4	632.0	0.0	0.0	0.0	0.0	0.0	0.0	0.0	0.0	5,199.7
Gas Plant	0.0	0.0	0.0	0.0	0.0	0.0	0.0	0.0	0.0	0.0	0.0	0.0	0.0
Injection Facility	0.0	0.0	0.0	0.0	0.0	0.0	0.0	0.0	0.0	0.0	0.0	0.0	0.0
Meter Station	0.0	0.0	0.0	0.0	0.0	0.0	0.0	0.0	0.0	0.0	0.0	0.0	0.0
Other	0.0	0.0	0.0	0.0	0.0	0.0	0.0	0.0	0.0	0.0	0.0	0.0	0.0
Alberta Commercial	0.0	0.0	0.0	0.0	0.0	0.0	0.0	0.0	0.0	0.0	0.0	0.0	0.0
Alberta Industrial	0.0	0.0	0.0	0.0	0.0	0.0	0.0	0.0	0.0	0.0	0.0	0.0	0.0
Alberta Residential	0.0	0.0	0.0	0.0	0.0	0.0	0.0	0.0	0.0	0.0	0.0	0.0	0.0
Alberta Elec.Generation	0.0	0.0	0.0	0.0	0.0	0.0	0.0	0.0	0.0	0.0	0.0	0.0	0.0
Shrinkage													
Acid Gas	0.0	0.0	0.0	0.0	0.0	0.0	0.0	0.0	0.0	0.0	0.0	0.0	0.0
Other products	0.0	0.0	0.8	0.0	0.0	0.0	0.0	0.0	0.0	0.0	0.0	0.0	0.8
Fuel	0.0	0.0	6.0	1.7	0.0	0.0	0.0	0.0	0.0	0.0	0.0	0.0	7.7
Flared	0.0	0.0	0.0	0.0	0.0	0.0	0.0	0.0	0.0	0.0	0.0	0.0	0.0
Vented	0.0	0.0	0.0	0.0	0.0	0.0	0.0	0.0	0.0	0.0	0.0	0.0	0.0
Diff and Other	2.7	1.5	-0.7	0.2	0.0	0.0	0.0	0.0	0.0	0.0	0.0	0.0	3.7
Process and Frac													
Pentanes Plus	0.0	0.0	3.7	0.0	0.0	0.0	0.0	0.0	0.0	0.0	0.0	0.0	3.7
Propane	0.0	0.0	0.0	0.0	0.0	0.0	0.0	0.0	0.0	0.0	0.0	0.0	0.0
Butanes	0.0	0.0	0.0	0.0	0.0	0.0	0.0	0.0	0.0	0.0	0.0	0.0	0.0
Ethane	0.0	0.0	0.0	0.0	0.0	0.0	0.0	0.0	0.0	0.0	0.0	0.0	0.0
NGL MIX	0.0	0.0	0.0	0.0	0.0	0.0	0.0	0.0	0.0	0.0	0.0	0.0	0.0
Sulphur	0.0	0.0	0.0	0.0	0.0	0.0	0.0	0.0	0.0	0.0	0.0	0.0	0.0
Sulphur Closing Inv	0.0	0.0	0.0	0.0	0.0	0.0	0.0	0.0	0.0	0.0	0.0	0.0	0.0

Unit of Measurement: Gas and Gas equivalent products: 1000m3, Liquids: m3, Sulphur: MTS

VPR6200

Facility ID ABGS0100322

Facility Name GSBIG0416

Facility Licence # 40361

Facility Operator OR46 HUSKY

Production Month	202001	202002	202003	202004	202005	202006	202007	202008	202009	202010	202011	202012	Totals
SHUTIN													
Receipts													
Receipts from Alberta Facilities	592.5	721.2	662.8	359.5	0.0	0.0	0.0	0.0	0.0	0.0	0.0	0.0	2,336.0
Receipts from Non-Alberta Facilities	0.0	0.0	0.0	0.0	0.0	0.0	0.0	0.0	0.0	0.0	0.0	0.0	0.0
Dispositions													
Disposition													
Battery	583.6	701.6	644.0	349.8	0.0	0.0	0.0	0.0	0.0	0.0	0.0	0.0	2,279.0
Gas Gathering System	0.0	0.0	0.0	0.0	0.0	0.0	0.0	0.0	0.0	0.0	0.0	0.0	0.0
Gas Plant	0.0	0.0	0.0	0.0	0.0	0.0	0.0	0.0	0.0	0.0	0.0	0.0	0.0
Injection Facility	0.0	0.0	0.0	0.0	0.0	0.0	0.0	0.0	0.0	0.0	0.0	0.0	0.0
Meter Station	0.0	0.0	0.0	0.0	0.0	0.0	0.0	0.0	0.0	0.0	0.0	0.0	0.0
Other	0.0	0.0	0.0	0.0	0.0	0.0	0.0	0.0	0.0	0.0	0.0	0.0	0.0
Alberta Commercial	0.0	0.0	0.0	0.0	0.0	0.0	0.0	0.0	0.0	0.0	0.0	0.0	0.0
Alberta Industrial	0.0	0.0	0.0	0.0	0.0	0.0	0.0	0.0	0.0	0.0	0.0	0.0	0.0
Alberta Residential	0.0	0.0	0.0	0.0	0.0	0.0	0.0	0.0	0.0	0.0	0.0	0.0	0.0
Alberta Elec.Generation	0.0	0.0	0.0	0.0	0.0	0.0	0.0	0.0	0.0	0.0	0.0	0.0	0.0
Shrinkage													
Acid Gas	0.0	0.0	0.0	0.0	0.0	0.0	0.0	0.0	0.0	0.0	0.0	0.0	0.0
Other products	0.8	1.3	1.7	0.0	0.0	0.0	0.0	0.0	0.0	0.0	0.0	0.0	3.8
Fuel	22.0	19.1	25.8	9.7	0.0	0.0	0.0	0.0	0.0	0.0	0.0	0.0	76.6
Flared	0.0	0.0	0.0	0.0	0.0	0.0	0.0	0.0	0.0	0.0	0.0	0.0	0.0
Vented	0.0	0.0	0.0	0.0	0.0	0.0	0.0	0.0	0.0	0.0	0.0	0.0	0.0
Diff and Other	-13.9	-0.8	-8.7	0.0	0.0	0.0	0.0	0.0	0.0	0.0	0.0	0.0	-23.4
Process and Frac													
Pentanes Plus	4.0	6.5	8.4	0.0	0.0	0.0	0.0	0.0	0.0	0.0	0.0	0.0	18.9
Propane	0.0	0.0	0.0	0.0	0.0	0.0	0.0	0.0	0.0	0.0	0.0	0.0	0.0
Butanes	0.0	0.0	0.0	0.0	0.0	0.0	0.0	0.0	0.0	0.0	0.0	0.0	0.0
Ethane	0.0	0.0	0.0	0.0	0.0	0.0	0.0	0.0	0.0	0.0	0.0	0.0	0.0
NGL MIX	0.0	0.0	0.0	0.0	0.0	0.0	0.0	0.0	0.0	0.0	0.0	0.0	0.0
Sulphur	0.0	0.0	0.0	0.0	0.0	0.0	0.0	0.0	0.0	0.0	0.0	0.0	0.0
Sulphur Closing Inv	0.0	0.0	0.0	0.0	0.0	0.0	0.0	0.0	0.0	0.0	0.0	0.0	0.0

Unit of Measurement: Gas and Gas equivalent products: 1000m3, Liquids: m3, Sulphur: MTS

VPR6200

Facility ID ABGS0100579
Facility Licence # 40491

Facility Name BERLAND 07-16-59-24W5 GGS
Facility Operator A5D4 CVE

Production Month	202001	202002	202003	202004	202005	202006	202007	202008	202009	202010	202011	202012	Totals
Receipts													
Receipts from Alberta Facilities	2,155.0	1,553.4	1,480.3	1,449.0	1,490.0	0.0	0.0	0.0	0.0	0.0	0.0	0.0	8,127.7
Receipts from Non-Alberta Facilities	0.0	0.0	0.0	0.0	0.0	0.0	0.0	0.0	0.0	0.0	0.0	0.0	0.0
Dispositions													
Disposition													
Battery	0.0	0.0	0.0	0.0	0.0	0.0	0.0	0.0	0.0	0.0	0.0	0.0	0.0
Gas Gathering System	1,866.1	1,259.3	1,192.8	1,181.6	1,221.1	0.0	0.0	0.0	0.0	0.0	0.0	0.0	6,720.9
Gas Plant	0.0	0.0	0.0	0.0	0.0	0.0	0.0	0.0	0.0	0.0	0.0	0.0	0.0
Injection Facility	0.0	0.0	0.0	0.0	0.0	0.0	0.0	0.0	0.0	0.0	0.0	0.0	0.0
Meter Station	0.0	0.0	0.0	0.0	0.0	0.0	0.0	0.0	0.0	0.0	0.0	0.0	0.0
Other	0.0	0.0	0.0	0.0	0.0	0.0	0.0	0.0	0.0	0.0	0.0	0.0	0.0
Alberta Commercial	0.0	0.0	0.0	0.0	0.0	0.0	0.0	0.0	0.0	0.0	0.0	0.0	0.0
Alberta Industrial	0.0	0.0	0.0	0.0	0.0	0.0	0.0	0.0	0.0	0.0	0.0	0.0	0.0
Alberta Residential	0.0	0.0	0.0	0.0	0.0	0.0	0.0	0.0	0.0	0.0	0.0	0.0	0.0
Alberta Elec.Generation	0.0	0.0	0.0	0.0	0.0	0.0	0.0	0.0	0.0	0.0	0.0	0.0	0.0
Shrinkage													
Acid Gas	0.0	0.0	0.0	0.0	0.0	0.0	0.0	0.0	0.0	0.0	0.0	0.0	0.0
Other products	9.9	22.8	24.8	20.4	10.4	0.0	0.0	0.0	0.0	0.0	0.0	0.0	88.3
Fuel	297.9	274.6	277.6	262.9	243.9	0.0	0.0	0.0	0.0	0.0	0.0	0.0	1,356.9
Flared	17.6	10.6	10.4	10.9	8.5	0.0	0.0	0.0	0.0	0.0	0.0	0.0	58.0
Vented	0.8	0.7	1.0	0.8	0.8	0.0	0.0	0.0	0.0	0.0	0.0	0.0	4.1
Diff and Other	-37.3	-14.6	-26.3	-27.6	5.3	0.0	0.0	0.0	0.0	0.0	0.0	0.0	-100.5
Process and Frac													
Pentanes Plus	48.1	110.3	119.8	98.5	50.1	0.0	0.0	0.0	0.0	0.0	0.0	0.0	426.8
Propane	0.0	0.0	0.0	0.0	0.0	0.0	0.0	0.0	0.0	0.0	0.0	0.0	0.0
Butanes	0.0	0.0	0.0	0.0	0.0	0.0	0.0	0.0	0.0	0.0	0.0	0.0	0.0
Ethane	0.0	0.0	0.0	0.0	0.0	0.0	0.0	0.0	0.0	0.0	0.0	0.0	0.0
NGL MIX	0.0	0.0	0.0	0.0	0.0	0.0	0.0	0.0	0.0	0.0	0.0	0.0	0.0
Sulphur	0.0	0.0	0.0	0.0	0.0	0.0	0.0	0.0	0.0	0.0	0.0	0.0	0.0
Sulphur Closing Inv	0.0	0.0	0.0	0.0	0.0	0.0	0.0	0.0	0.0	0.0	0.0	0.0	0.0

Unit of Measurement: Gas and Gas equivalent products: 1000m3, Liquids: m3, Sulphur: MTS

VPR6200

Facility ID ABGS0101980

Facility Name PFI Pembina 00/07-19-049-10W5/00 GGS

Facility Licence # 35747

Facility Operator A5WB WESTBRICK

Production Month	202001	202002	202003	202004	202005	202006	202007	202008	202009	202010	202011	202012	Totals
Receipts													
Receipts from Alberta Facilities	1,461.7	1,302.7	1,434.1	1,186.8	1,290.6	0.0	0.0	0.0	0.0	0.0	0.0	0.0	6,675.9
Receipts from Non-Alberta Facilities	0.0	0.0	0.0	0.0	0.0	0.0	0.0	0.0	0.0	0.0	0.0	0.0	0.0
Dispositions													
Disposition													
Battery	0.0	0.0	0.0	0.0	0.0	0.0	0.0	0.0	0.0	0.0	0.0	0.0	0.0
Gas Gathering System	1,340.3	1,204.2	1,319.9	1,094.9	1,155.3	0.0	0.0	0.0	0.0	0.0	0.0	0.0	6,114.6
Gas Plant	0.0	0.0	0.0	0.0	0.0	0.0	0.0	0.0	0.0	0.0	0.0	0.0	0.0
Injection Facility	0.0	0.0	0.0	0.0	0.0	0.0	0.0	0.0	0.0	0.0	0.0	0.0	0.0
Meter Station	0.0	0.0	0.0	0.0	0.0	0.0	0.0	0.0	0.0	0.0	0.0	0.0	0.0
Other	0.0	0.0	0.0	0.0	0.0	0.0	0.0	0.0	0.0	0.0	0.0	0.0	0.0
Alberta Commercial	0.0	0.0	0.0	0.0	0.0	0.0	0.0	0.0	0.0	0.0	0.0	0.0	0.0
Alberta Industrial	0.0	0.0	0.0	0.0	0.0	0.0	0.0	0.0	0.0	0.0	0.0	0.0	0.0
Alberta Residential	0.0	0.0	0.0	0.0	0.0	0.0	0.0	0.0	0.0	0.0	0.0	0.0	0.0
Alberta Elec.Generation	0.0	0.0	0.0	0.0	0.0	0.0	0.0	0.0	0.0	0.0	0.0	0.0	0.0
Shrinkage													
Acid Gas	0.0	0.0	0.0	0.0	0.0	0.0	0.0	0.0	0.0	0.0	0.0	0.0	0.0
Other products	0.0	3.0	2.3	1.7	0.0	0.0	0.0	0.0	0.0	0.0	0.0	0.0	7.0
Fuel	44.1	43.7	47.0	37.3	38.6	0.0	0.0	0.0	0.0	0.0	0.0	0.0	210.7
Flared	0.0	0.0	0.0	0.0	0.0	0.0	0.0	0.0	0.0	0.0	0.0	0.0	0.0
Vented	0.9	5.3	4.5	3.5	3.6	0.0	0.0	0.0	0.0	0.0	0.0	0.0	17.8
Diff and Other	76.4	46.5	60.4	49.4	93.1	0.0	0.0	0.0	0.0	0.0	0.0	0.0	325.8
Process and Frac													
Pentanes Plus	0.0	14.5	11.3	8.2	0.0	0.0	0.0	0.0	0.0	0.0	0.0	0.0	34.0
Propane	0.0	0.0	0.0	0.0	0.0	0.0	0.0	0.0	0.0	0.0	0.0	0.0	0.0
Butanes	0.0	0.0	0.0	0.0	0.0	0.0	0.0	0.0	0.0	0.0	0.0	0.0	0.0
Ethane	0.0	0.0	0.0	0.0	0.0	0.0	0.0	0.0	0.0	0.0	0.0	0.0	0.0
NGL MIX	0.0	0.0	0.0	0.0	0.0	0.0	0.0	0.0	0.0	0.0	0.0	0.0	0.0
Sulphur	0.0	0.0	0.0	0.0	0.0	0.0	0.0	0.0	0.0	0.0	0.0	0.0	0.0
Sulphur Closing Inv	0.0	0.0	0.0	0.0	0.0	0.0	0.0	0.0	0.0	0.0	0.0	0.0	0.0

Unit of Measurement: Gas and Gas equivalent products: 1000m3, Liquids: m3, Sulphur: MTS

VPR6200

Facility ID ABGS0102106
Facility Licence # 39420

Facility Name ACL Willesden Green Lake 11-01
Facility Operator OAW4 PARA

Production Month	202001	202002	202003	202004	202005	202006	202007	202008	202009	202010	202011	202012	Totals
Receipts													
Receipts from Alberta Facilities	149.8	131.1	133.2	122.8	128.1	0.0	0.0	0.0	0.0	0.0	0.0	0.0	665.0
Receipts from Non-Alberta Facilities	0.0	0.0	0.0	0.0	0.0	0.0	0.0	0.0	0.0	0.0	0.0	0.0	0.0
Dispositions													
Disposition													
Battery	0.0	0.0	0.0	0.0	0.0	0.0	0.0	0.0	0.0	0.0	0.0	0.0	0.0
Gas Gathering System	138.4	121.8	121.5	110.3	113.9	0.0	0.0	0.0	0.0	0.0	0.0	0.0	605.9
Gas Plant	0.0	0.0	0.0	0.0	0.0	0.0	0.0	0.0	0.0	0.0	0.0	0.0	0.0
Injection Facility	0.0	0.0	0.0	0.0	0.0	0.0	0.0	0.0	0.0	0.0	0.0	0.0	0.0
Meter Station	0.0	0.0	0.0	0.0	0.0	0.0	0.0	0.0	0.0	0.0	0.0	0.0	0.0
Other	0.0	0.0	0.0	0.0	0.0	0.0	0.0	0.0	0.0	0.0	0.0	0.0	0.0
Alberta Commercial	0.0	0.0	0.0	0.0	0.0	0.0	0.0	0.0	0.0	0.0	0.0	0.0	0.0
Alberta Industrial	0.0	0.0	0.0	0.0	0.0	0.0	0.0	0.0	0.0	0.0	0.0	0.0	0.0
Alberta Residential	0.0	0.0	0.0	0.0	0.0	0.0	0.0	0.0	0.0	0.0	0.0	0.0	0.0
Alberta Elec.Generation	0.0	0.0	0.0	0.0	0.0	0.0	0.0	0.0	0.0	0.0	0.0	0.0	0.0
Shrinkage													
Acid Gas	0.0	0.0	0.0	0.0	0.0	0.0	0.0	0.0	0.0	0.0	0.0	0.0	0.0
Other products	1.1	1.3	1.1	0.0	0.0	0.0	0.0	0.0	0.0	0.0	0.0	0.0	3.5
Fuel	0.6	0.6	0.6	0.8	0.8	0.0	0.0	0.0	0.0	0.0	0.0	0.0	3.4
Flared	0.0	0.0	0.0	0.0	0.0	0.0	0.0	0.0	0.0	0.0	0.0	0.0	0.0
Vented	0.1	0.0	0.0	0.0	0.1	0.0	0.0	0.0	0.0	0.0	0.0	0.0	0.2
Diff and Other	9.6	7.4	10.0	11.7	13.3	0.0	0.0	0.0	0.0	0.0	0.0	0.0	52.0
Process and Frac													
Pentanes Plus	5.4	6.2	5.4	0.0	0.0	0.0	0.0	0.0	0.0	0.0	0.0	0.0	17.0
Propane	0.0	0.0	0.0	0.0	0.0	0.0	0.0	0.0	0.0	0.0	0.0	0.0	0.0
Butanes	0.0	0.0	0.0	0.0	0.0	0.0	0.0	0.0	0.0	0.0	0.0	0.0	0.0
Ethane	0.0	0.0	0.0	0.0	0.0	0.0	0.0	0.0	0.0	0.0	0.0	0.0	0.0
NGL MIX	0.0	0.0	0.0	0.0	0.0	0.0	0.0	0.0	0.0	0.0	0.0	0.0	0.0
Sulphur	0.0	0.0	0.0	0.0	0.0	0.0	0.0	0.0	0.0	0.0	0.0	0.0	0.0
Sulphur Closing Inv	0.0	0.0	0.0	0.0	0.0	0.0	0.0	0.0	0.0	0.0	0.0	0.0	0.0

Unit of Measurement: Gas and Gas equivalent products: 1000m3, Liquids: m3, Sulphur: MTS

VPR6200

Facility ID ABGS0102481
Facility Licence # 23288

Facility Name SEVERN 06-17-026-22W4
Facility Operator A7AG LYNX ENERGY

Production Month	202001	202002	202003	202004	202005	202006	202007	202008	202009	202010	202011	202012	Totals
Receipts													
Receipts from Alberta Facilities	6,690.5	7,341.9	7,651.7	7,263.3	8,038.8	0.0	0.0	0.0	0.0	0.0	0.0	0.0	36,986.2
Receipts from Non-Alberta Facilities	0.0	0.0	0.0	0.0	0.0	0.0	0.0	0.0	0.0	0.0	0.0	0.0	0.0
Dispositions													
Disposition													
Battery	0.0	0.0	0.0	0.0	0.0	0.0	0.0	0.0	0.0	0.0	0.0	0.0	0.0
Gas Gathering System	6,351.0	6,950.9	7,255.1	6,891.6	7,627.2	0.0	0.0	0.0	0.0	0.0	0.0	0.0	35,075.8
Gas Plant	0.0	0.0	0.0	0.0	0.0	0.0	0.0	0.0	0.0	0.0	0.0	0.0	0.0
Injection Facility	0.0	0.0	0.0	0.0	0.0	0.0	0.0	0.0	0.0	0.0	0.0	0.0	0.0
Meter Station	0.0	0.0	0.0	0.0	0.0	0.0	0.0	0.0	0.0	0.0	0.0	0.0	0.0
Other	0.0	0.0	0.0	0.0	0.0	0.0	0.0	0.0	0.0	0.0	0.0	0.0	0.0
Alberta Commercial	0.0	0.0	0.0	0.0	0.0	0.0	0.0	0.0	0.0	0.0	0.0	0.0	0.0
Alberta Industrial	0.0	0.0	0.0	0.0	0.0	0.0	0.0	0.0	0.0	0.0	0.0	0.0	0.0
Alberta Residential	0.0	0.0	0.0	0.0	0.0	0.0	0.0	0.0	0.0	0.0	0.0	0.0	0.0
Alberta Elec.Generation	0.0	0.0	0.0	0.0	0.0	0.0	0.0	0.0	0.0	0.0	0.0	0.0	0.0
Shrinkage													
Acid Gas	0.0	0.0	0.0	0.0	0.0	0.0	0.0	0.0	0.0	0.0	0.0	0.0	0.0
Other products	0.3	0.3	0.1	0.5	0.2	0.0	0.0	0.0	0.0	0.0	0.0	0.0	1.4
Fuel	239.6	250.7	260.9	246.2	261.7	0.0	0.0	0.0	0.0	0.0	0.0	0.0	1,259.1
Flared	0.0	0.0	0.0	0.0	0.0	0.0	0.0	0.0	0.0	0.0	0.0	0.0	0.0
Vented	0.0	0.0	0.0	0.0	0.0	0.0	0.0	0.0	0.0	0.0	0.0	0.0	0.0
Diff and Other	99.6	140.0	135.6	125.0	149.7	0.0	0.0	0.0	0.0	0.0	0.0	0.0	649.9
Process and Frac													
Pentanes Plus	1.4	1.3	0.7	2.4	0.9	0.0	0.0	0.0	0.0	0.0	0.0	0.0	6.7
Propane	0.0	0.0	0.0	0.0	0.0	0.0	0.0	0.0	0.0	0.0	0.0	0.0	0.0
Butanes	0.0	0.0	0.0	0.0	0.0	0.0	0.0	0.0	0.0	0.0	0.0	0.0	0.0
Ethane	0.0	0.0	0.0	0.0	0.0	0.0	0.0	0.0	0.0	0.0	0.0	0.0	0.0
NGL MIX	0.0	0.0	0.0	0.0	0.0	0.0	0.0	0.0	0.0	0.0	0.0	0.0	0.0
Sulphur	0.0	0.0	0.0	0.0	0.0	0.0	0.0	0.0	0.0	0.0	0.0	0.0	0.0
Sulphur Closing Inv	0.0	0.0	0.0	0.0	0.0	0.0	0.0	0.0	0.0	0.0	0.0	0.0	0.0

Unit of Measurement: Gas and Gas equivalent products: 1000m3, Liquids: m3, Sulphur: MTS

VPR6200

Facility ID ABGS0103392
Facility Licence # 21046

Facility Name GAYFORD 10-31-026-23W4
Facility Operator A1H9 EMBER

Production Month	202001	202002	202003	202004	202005	202006	202007	202008	202009	202010	202011	202012	Totals
Receipts													
Receipts from Alberta Facilities	5,750.0	6,436.4	6,567.5	6,296.3	6,309.9	0.0	0.0	0.0	0.0	0.0	0.0	0.0	31,360.1
Receipts from Non-Alberta Facilities	0.0	0.0	0.0	0.0	0.0	0.0	0.0	0.0	0.0	0.0	0.0	0.0	0.0
Dispositions													
Disposition													
Battery	0.0	0.0	0.0	0.0	0.0	0.0	0.0	0.0	0.0	0.0	0.0	0.0	0.0
Gas Gathering System	0.0	0.0	0.0	0.0	0.0	0.0	0.0	0.0	0.0	0.0	0.0	0.0	0.0
Gas Plant	0.0	0.0	0.0	0.0	0.0	0.0	0.0	0.0	0.0	0.0	0.0	0.0	0.0
Injection Facility	0.0	0.0	0.0	0.0	0.0	0.0	0.0	0.0	0.0	0.0	0.0	0.0	0.0
Meter Station	6,042.3	6,627.1	6,759.5	6,472.2	6,453.4	0.0	0.0	0.0	0.0	0.0	0.0	0.0	32,354.5
Other	0.0	0.0	0.0	0.0	0.0	0.0	0.0	0.0	0.0	0.0	0.0	0.0	0.0
Alberta Commercial	0.0	0.0	0.0	0.0	0.0	0.0	0.0	0.0	0.0	0.0	0.0	0.0	0.0
Alberta Industrial	0.0	0.0	0.0	0.0	0.0	0.0	0.0	0.0	0.0	0.0	0.0	0.0	0.0
Alberta Residential	0.0	0.0	0.0	0.0	0.0	0.0	0.0	0.0	0.0	0.0	0.0	0.0	0.0
Alberta Elec.Generation	0.0	0.0	0.0	0.0	0.0	0.0	0.0	0.0	0.0	0.0	0.0	0.0	0.0
Shrinkage													
Acid Gas	0.0	0.0	0.0	0.0	0.0	0.0	0.0	0.0	0.0	0.0	0.0	0.0	0.0
Other products	0.6	0.5	0.1	0.7	1.7	0.0	0.0	0.0	0.0	0.0	0.0	0.0	3.6
Fuel	0.0	0.0	0.0	0.0	0.0	0.0	0.0	0.0	0.0	0.0	0.0	0.0	0.0
Flared	0.0	0.0	0.0	0.0	0.0	0.0	0.0	0.0	0.0	0.0	0.0	0.0	0.0
Vented	0.0	0.0	0.0	0.0	0.0	0.0	0.0	0.0	0.0	0.0	0.0	0.0	0.0
Diff and Other	-292.9	-191.2	-192.1	-176.6	-145.2	0.0	0.0	0.0	0.0	0.0	0.0	0.0	-998.0
Process and Frac													
Pentanes Plus	3.1	2.6	0.5	3.6	8.1	0.0	0.0	0.0	0.0	0.0	0.0	0.0	17.9
Propane	0.0	0.0	0.0	0.0	0.0	0.0	0.0	0.0	0.0	0.0	0.0	0.0	0.0
Butanes	0.0	0.0	0.0	0.0	0.0	0.0	0.0	0.0	0.0	0.0	0.0	0.0	0.0
Ethane	0.0	0.0	0.0	0.0	0.0	0.0	0.0	0.0	0.0	0.0	0.0	0.0	0.0
NGL MIX	0.0	0.0	0.0	0.0	0.0	0.0	0.0	0.0	0.0	0.0	0.0	0.0	0.0
Sulphur	0.0	0.0	0.0	0.0	0.0	0.0	0.0	0.0	0.0	0.0	0.0	0.0	0.0
Sulphur Closing Inv	0.0	0.0	0.0	0.0	0.0	0.0	0.0	0.0	0.0	0.0	0.0	0.0	0.0

Unit of Measurement: Gas and Gas equivalent products: 1000m3, Liquids: m3, Sulphur: MTS

VPR6200

Facility ID ABGS0103393
Facility Licence # 21046

Facility Name Gayford 12-35-026-23W4
Facility Operator A1H9 EMBER

Production Month	202001	202002	202003	202004	202005	202006	202007	202008	202009	202010	202011	202012	Totals
Receipts													
Receipts from Alberta Facilities	6,933.4	7,505.6	7,873.4	7,747.4	8,247.4	0.0	0.0	0.0	0.0	0.0	0.0	0.0	38,307.2
Receipts from Non-Alberta Facilities	0.0	0.0	0.0	0.0	0.0	0.0	0.0	0.0	0.0	0.0	0.0	0.0	0.0
Dispositions													
Disposition													
Battery	0.0	0.0	0.0	0.0	0.0	0.0	0.0	0.0	0.0	0.0	0.0	0.0	0.0
Gas Gathering System	0.0	0.0	0.0	0.0	0.0	0.0	0.0	0.0	0.0	0.0	0.0	0.0	0.0
Gas Plant	0.0	0.0	0.0	0.0	0.0	0.0	0.0	0.0	0.0	0.0	0.0	0.0	0.0
Injection Facility	0.0	0.0	0.0	0.0	0.0	0.0	0.0	0.0	0.0	0.0	0.0	0.0	0.0
Meter Station	6,320.4	6,923.9	7,266.5	7,154.9	7,646.8	0.0	0.0	0.0	0.0	0.0	0.0	0.0	35,312.5
Other	0.0	0.0	0.0	0.0	0.0	0.0	0.0	0.0	0.0	0.0	0.0	0.0	0.0
Alberta Commercial	0.0	0.0	0.0	0.0	0.0	0.0	0.0	0.0	0.0	0.0	0.0	0.0	0.0
Alberta Industrial	0.0	0.0	0.0	0.0	0.0	0.0	0.0	0.0	0.0	0.0	0.0	0.0	0.0
Alberta Residential	0.0	0.0	0.0	0.0	0.0	0.0	0.0	0.0	0.0	0.0	0.0	0.0	0.0
Alberta Elec.Generation	0.0	0.0	0.0	0.0	0.0	0.0	0.0	0.0	0.0	0.0	0.0	0.0	0.0
Shrinkage													
Acid Gas	0.0	0.0	0.0	0.0	0.0	0.0	0.0	0.0	0.0	0.0	0.0	0.0	0.0
Other products	1.7	0.7	0.6	1.4	1.5	0.0	0.0	0.0	0.0	0.0	0.0	0.0	5.9
Fuel	582.7	571.1	590.1	584.7	597.5	0.0	0.0	0.0	0.0	0.0	0.0	0.0	2,926.1
Flared	0.0	0.0	0.0	0.0	0.0	0.0	0.0	0.0	0.0	0.0	0.0	0.0	0.0
Vented	0.0	0.0	0.0	0.0	0.0	0.0	0.0	0.0	0.0	0.0	0.0	0.0	0.0
Diff and Other	28.6	9.9	16.2	6.4	1.6	0.0	0.0	0.0	0.0	0.0	0.0	0.0	62.7
Process and Frac													
Pentanes Plus	8.0	3.3	3.0	6.8	7.4	0.0	0.0	0.0	0.0	0.0	0.0	0.0	28.5
Propane	0.0	0.0	0.0	0.0	0.0	0.0	0.0	0.0	0.0	0.0	0.0	0.0	0.0
Butanes	0.0	0.0	0.0	0.0	0.0	0.0	0.0	0.0	0.0	0.0	0.0	0.0	0.0
Ethane	0.0	0.0	0.0	0.0	0.0	0.0	0.0	0.0	0.0	0.0	0.0	0.0	0.0
NGL MIX	0.0	0.0	0.0	0.0	0.0	0.0	0.0	0.0	0.0	0.0	0.0	0.0	0.0
Sulphur	0.0	0.0	0.0	0.0	0.0	0.0	0.0	0.0	0.0	0.0	0.0	0.0	0.0
Sulphur Closing Inv	0.0	0.0	0.0	0.0	0.0	0.0	0.0	0.0	0.0	0.0	0.0	0.0	0.0

VPR6200

Facility ID ABGS0104014

Facility Name CHIG MAGEE CO2 CAPTURE FACILITY GS

Facility Licence # 9026

Facility Operator A7H2 ABE

Production Month	202001	202002	202003	202004	202005	202006	202007	202008	202009	202010	202011	202012	Totals
Receipts													
Receipts from Alberta Facilities	6,525.7	8,265.8	13,825.8	7,092.3	5,356.3	0.0	0.0	0.0	0.0	0.0	0.0	0.0	41,065.9
Receipts from Non-Alberta Facilities	0.0	0.0	0.0	0.0	0.0	0.0	0.0	0.0	0.0	0.0	0.0	0.0	0.0
Dispositions													
Disposition													
Battery	0.0	0.0	0.0	0.0	0.0	0.0	0.0	0.0	0.0	0.0	0.0	0.0	0.0
Gas Gathering System	0.0	0.0	0.0	0.0	0.0	0.0	0.0	0.0	0.0	0.0	0.0	0.0	0.0
Gas Plant	0.0	0.0	0.0	0.0	0.0	0.0	0.0	0.0	0.0	0.0	0.0	0.0	0.0
Injection Facility	6,256.2	7,999.7	13,452.5	6,859.3	5,222.5	0.0	0.0	0.0	0.0	0.0	0.0	0.0	39,790.2
Meter Station	0.0	0.0	0.0	0.0	0.0	0.0	0.0	0.0	0.0	0.0	0.0	0.0	0.0
Other	0.0	0.0	0.0	0.0	0.0	0.0	0.0	0.0	0.0	0.0	0.0	0.0	0.0
Alberta Commercial	0.0	0.0	0.0	0.0	0.0	0.0	0.0	0.0	0.0	0.0	0.0	0.0	0.0
Alberta Industrial	0.0	0.0	0.0	0.0	0.0	0.0	0.0	0.0	0.0	0.0	0.0	0.0	0.0
Alberta Residential	0.0	0.0	0.0	0.0	0.0	0.0	0.0	0.0	0.0	0.0	0.0	0.0	0.0
Alberta Elec.Generation	0.0	0.0	0.0	0.0	0.0	0.0	0.0	0.0	0.0	0.0	0.0	0.0	0.0
Shrinkage													
Acid Gas	0.0	0.0	0.0	0.0	0.0	0.0	0.0	0.0	0.0	0.0	0.0	0.0	0.0
Other products	0.1	0.0	0.2	0.0	0.0	0.0	0.0	0.0	0.0	0.0	0.0	0.0	0.3
Fuel	236.1	266.1	361.5	208.0	133.4	0.0	0.0	0.0	0.0	0.0	0.0	0.0	1,205.1
Flared	0.0	0.0	0.0	0.0	0.0	0.0	0.0	0.0	0.0	0.0	0.0	0.0	0.0
Vented	33.3	0.0	11.8	25.0	0.4	0.0	0.0	0.0	0.0	0.0	0.0	0.0	70.5
Diff and Other	0.0	0.0	-0.2	0.0	0.0	0.0	0.0	0.0	0.0	0.0	0.0	0.0	-0.2
Process and Frac													
Pentanes Plus	0.5	0.0	1.0	0.0	0.0	0.0	0.0	0.0	0.0	0.0	0.0	0.0	1.5
Propane	0.0	0.0	0.0	0.0	0.0	0.0	0.0	0.0	0.0	0.0	0.0	0.0	0.0
Butanes	0.0	0.0	0.0	0.0	0.0	0.0	0.0	0.0	0.0	0.0	0.0	0.0	0.0
Ethane	0.0	0.0	0.0	0.0	0.0	0.0	0.0	0.0	0.0	0.0	0.0	0.0	0.0
NGL MIX	0.0	0.0	0.0	0.0	0.0	0.0	0.0	0.0	0.0	0.0	0.0	0.0	0.0
Sulphur	0.0	0.0	0.0	0.0	0.0	0.0	0.0	0.0	0.0	0.0	0.0	0.0	0.0
Sulphur Closing Inv	0.0	0.0	0.0	0.0	0.0	0.0	0.0	0.0	0.0	0.0	0.0	0.0	0.0

Unit of Measurement: Gas and Gas equivalent products: 1000m3, Liquids: m3, Sulphur: MTS

VPR6200

Facility ID ABGS0106792

Facility Name Pine Creek 02/8-33-54-17W5 GS

Facility Licence # 41281

Facility Operator A5YK VELVET

Production Month	202001	202002	202003	202004	202005	202006	202007	202008	202009	202010	202011	202012	Totals
Receipts													
Receipts from Alberta Facilities	2,640.3	2,555.8	2,452.9	2,088.5	1,588.5	0.0	0.0	0.0	0.0	0.0	0.0	0.0	11,326.0
Receipts from Non-Alberta Facilities	0.0	0.0	0.0	0.0	0.0	0.0	0.0	0.0	0.0	0.0	0.0	0.0	0.0
Dispositions													
Disposition Battery	0.0	0.0	0.0	0.0	0.0	0.0	0.0	0.0	0.0	0.0	0.0	0.0	0.0
Gas Gathering System	2,534.0	2,447.4	2,303.3	1,970.6	1,465.3	0.0	0.0	0.0	0.0	0.0	0.0	0.0	10,720.6
Gas Plant	0.0	0.0	0.0	0.0	0.0	0.0	0.0	0.0	0.0	0.0	0.0	0.0	0.0
Injection Facility	0.0	0.0	0.0	0.0	0.0	0.0	0.0	0.0	0.0	0.0	0.0	0.0	0.0
Meter Station	0.0	0.0	0.0	0.0	0.0	0.0	0.0	0.0	0.0	0.0	0.0	0.0	0.0
Other	0.0	0.0	0.0	0.0	0.0	0.0	0.0	0.0	0.0	0.0	0.0	0.0	0.0
Alberta Commercial	0.0	0.0	0.0	0.0	0.0	0.0	0.0	0.0	0.0	0.0	0.0	0.0	0.0
Alberta Industrial	0.0	0.0	0.0	0.0	0.0	0.0	0.0	0.0	0.0	0.0	0.0	0.0	0.0
Alberta Residential	0.0	0.0	0.0	0.0	0.0	0.0	0.0	0.0	0.0	0.0	0.0	0.0	0.0
Alberta Elec.Generation	0.0	0.0	0.0	0.0	0.0	0.0	0.0	0.0	0.0	0.0	0.0	0.0	0.0
Shrinkage Acid Gas	0.0	0.0	0.0	0.0	0.0	0.0	0.0	0.0	0.0	0.0	0.0	0.0	0.0
Other products	22.8	17.2	24.5	16.2	21.8	0.0	0.0	0.0	0.0	0.0	0.0	0.0	102.5
Fuel	97.6	92.8	93.7	50.3	44.5	0.0	0.0	0.0	0.0	0.0	0.0	0.0	378.9
Flared	0.0	0.0	0.0	36.0	31.5	0.0	0.0	0.0	0.0	0.0	0.0	0.0	67.5
Vented	0.0	0.0	0.0	0.0	0.0	0.0	0.0	0.0	0.0	0.0	0.0	0.0	0.0
Diff and Other	-14.1	-1.6	31.4	15.4	25.4	0.0	0.0	0.0	0.0	0.0	0.0	0.0	56.5
Process and Frac													
Pentanes Plus	110.5	83.2	118.6	78.3	105.4	0.0	0.0	0.0	0.0	0.0	0.0	0.0	496.0
Propane	0.0	0.0	0.0	0.0	0.0	0.0	0.0	0.0	0.0	0.0	0.0	0.0	0.0
Butanes	0.0	0.0	0.0	0.0	0.0	0.0	0.0	0.0	0.0	0.0	0.0	0.0	0.0
Ethane	0.0	0.0	0.0	0.0	0.0	0.0	0.0	0.0	0.0	0.0	0.0	0.0	0.0
NGL MIX	0.0	0.0	0.0	0.0	0.0	0.0	0.0	0.0	0.0	0.0	0.0	0.0	0.0
Sulphur	0.0	0.0	0.0	0.0	0.0	0.0	0.0	0.0	0.0	0.0	0.0	0.0	0.0
Sulphur Closing Inv	0.0	0.0	0.0	0.0	0.0	0.0	0.0	0.0	0.0	0.0	0.0	0.0	0.0

Unit of Measurement: Gas and Gas equivalent products: 1000m3, Liquids: m3, Sulphur: MTS

VPR6200

Facility ID ABGS0106864

Facility Name BIRCHCLIFF POUCE COUPE 3-22-78-12

Facility Licence # 40702

Facility Operator A12R BIR

Production Month	202001	202002	202003	202004	202005	202006	202007	202008	202009	202010	202011	202012	Totals
Receipts													
Receipts from Alberta Facilities	231,167.2	203,022.9	219,666.4	195,625.1	216,178.0	0.0	0.0	0.0	0.0	0.0	0.0	0.0	1,065,659.6
Receipts from Non-Alberta Facilities	0.0	0.0	0.0	0.0	0.0	0.0	0.0	0.0	0.0	0.0	0.0	0.0	0.0
Dispositions													
Disposition Battery	0.0	0.0	0.0	741.3	0.0	0.0	0.0	0.0	0.0	0.0	0.0	0.0	741.3
Gas Gathering System	0.0	0.0	0.0	4,429.9	814.5	0.0	0.0	0.0	0.0	0.0	0.0	0.0	5,244.4
Gas Plant	230,835.3	202,915.1	219,008.2	189,993.7	214,688.1	0.0	0.0	0.0	0.0	0.0	0.0	0.0	1,057,440.4
Injection Facility	0.0	0.0	0.0	0.0	0.0	0.0	0.0	0.0	0.0	0.0	0.0	0.0	0.0
Meter Station	0.0	0.0	0.0	0.0	0.0	0.0	0.0	0.0	0.0	0.0	0.0	0.0	0.0
Other	0.0	0.0	0.0	0.0	0.0	0.0	0.0	0.0	0.0	0.0	0.0	0.0	0.0
Alberta Commercial	0.0	0.0	0.0	0.0	0.0	0.0	0.0	0.0	0.0	0.0	0.0	0.0	0.0
Alberta Industrial	0.0	0.0	0.0	0.0	0.0	0.0	0.0	0.0	0.0	0.0	0.0	0.0	0.0
Alberta Residential	0.0	0.0	0.0	0.0	0.0	0.0	0.0	0.0	0.0	0.0	0.0	0.0	0.0
Alberta Elec.Generation	0.0	0.0	0.0	0.0	0.0	0.0	0.0	0.0	0.0	0.0	0.0	0.0	0.0
Shrinkage Acid Gas	0.0	0.0	0.0	0.0	0.0	0.0	0.0	0.0	0.0	0.0	0.0	0.0	0.0
Other products	0.0	0.0	0.0	87.4	498.7	0.0	0.0	0.0	0.0	0.0	0.0	0.0	586.1
Fuel	353.1	337.0	344.6	380.2	373.7	0.0	0.0	0.0	0.0	0.0	0.0	0.0	1,788.6
Flared	13.2	10.7	7.7	7.6	0.9	0.0	0.0	0.0	0.0	0.0	0.0	0.0	40.1
Vented	0.0	0.0	0.0	0.0	0.0	0.0	0.0	0.0	0.0	0.0	0.0	0.0	0.0
Diff and Other	-34.4	-239.9	305.9	-15.0	-197.9	0.0	0.0	0.0	0.0	0.0	0.0	0.0	-181.3
Process and Frac													
Pentanes Plus	0.0	0.0	0.0	423.0	2,413.2	0.0	0.0	0.0	0.0	0.0	0.0	0.0	2,836.2
Propane	0.0	0.0	0.0	0.0	0.0	0.0	0.0	0.0	0.0	0.0	0.0	0.0	0.0
Butanes	0.0	0.0	0.0	0.0	0.0	0.0	0.0	0.0	0.0	0.0	0.0	0.0	0.0
Ethane	0.0	0.0	0.0	0.0	0.0	0.0	0.0	0.0	0.0	0.0	0.0	0.0	0.0
NGL MIX	0.0	0.0	0.0	0.0	0.0	0.0	0.0	0.0	0.0	0.0	0.0	0.0	0.0
Sulphur	0.0	0.0	0.0	0.0	0.0	0.0	0.0	0.0	0.0	0.0	0.0	0.0	0.0
Sulphur Closing Inv	0.0	0.0	0.0	0.0	0.0	0.0	0.0	0.0	0.0	0.0	0.0	0.0	0.0

Unit of Measurement: Gas and Gas equivalent products: 1000m3, Liquids: m3, Sulphur: MTS

VPR6200

Facility ID ABGS0107752

Facility Name PENNWEST HOMRIMBY

Facility Licence # 25384

Facility Operator OTM9 NAL

Production Month	202001	202002	202003	202004	202005	202006	202007	202008	202009	202010	202011	202012	Totals
Receipts													
Receipts from Alberta Facilities	1,807.5	1,687.5	1,686.2	1,598.8	1,666.6	0.0	0.0	0.0	0.0	0.0	0.0	0.0	8,446.6
Receipts from Non-Alberta Facilities	0.0	0.0	0.0	0.0	0.0	0.0	0.0	0.0	0.0	0.0	0.0	0.0	0.0
Dispositions													
Disposition													
Battery	0.0	0.0	0.0	0.0	0.0	0.0	0.0	0.0	0.0	0.0	0.0	0.0	0.0
Gas Gathering System	1,654.1	1,568.3	1,548.9	1,466.7	1,437.9	0.0	0.0	0.0	0.0	0.0	0.0	0.0	7,675.9
Gas Plant	0.0	0.0	0.0	0.0	0.0	0.0	0.0	0.0	0.0	0.0	0.0	0.0	0.0
Injection Facility	0.0	0.0	0.0	0.0	0.0	0.0	0.0	0.0	0.0	0.0	0.0	0.0	0.0
Meter Station	0.0	0.0	0.0	0.0	0.0	0.0	0.0	0.0	0.0	0.0	0.0	0.0	0.0
Other	0.0	0.0	0.0	0.0	0.0	0.0	0.0	0.0	0.0	0.0	0.0	0.0	0.0
Alberta Commercial	0.0	0.0	0.0	0.0	0.0	0.0	0.0	0.0	0.0	0.0	0.0	0.0	0.0
Alberta Industrial	0.0	0.0	0.0	0.0	0.0	0.0	0.0	0.0	0.0	0.0	0.0	0.0	0.0
Alberta Residential	0.0	0.0	0.0	0.0	0.0	0.0	0.0	0.0	0.0	0.0	0.0	0.0	0.0
Alberta Elec.Generation	0.0	0.0	0.0	0.0	0.0	0.0	0.0	0.0	0.0	0.0	0.0	0.0	0.0
Shrinkage													
Acid Gas	0.0	0.0	0.0	0.0	0.0	0.0	0.0	0.0	0.0	0.0	0.0	0.0	0.0
Other products	1.0	1.0	0.6	0.0	1.3	0.0	0.0	0.0	0.0	0.0	0.0	0.0	3.9
Fuel	124.0	124.0	123.2	116.6	120.3	0.0	0.0	0.0	0.0	0.0	0.0	0.0	608.1
Flared	0.0	0.0	0.0	0.0	0.0	0.0	0.0	0.0	0.0	0.0	0.0	0.0	0.0
Vented	0.1	0.0	0.0	0.0	0.0	0.0	0.0	0.0	0.0	0.0	0.0	0.0	0.1
Diff and Other	28.3	-5.8	13.5	15.5	107.1	0.0	0.0	0.0	0.0	0.0	0.0	0.0	158.6
Process and Frac													
Pentanes Plus	4.9	4.7	2.9	0.0	6.4	0.0	0.0	0.0	0.0	0.0	0.0	0.0	18.9
Propane	0.0	0.0	0.0	0.0	0.0	0.0	0.0	0.0	0.0	0.0	0.0	0.0	0.0
Butanes	0.0	0.0	0.0	0.0	0.0	0.0	0.0	0.0	0.0	0.0	0.0	0.0	0.0
Ethane	0.0	0.0	0.0	0.0	0.0	0.0	0.0	0.0	0.0	0.0	0.0	0.0	0.0
NGL MIX	0.0	0.0	0.0	0.0	0.0	0.0	0.0	0.0	0.0	0.0	0.0	0.0	0.0
Sulphur	0.0	0.0	0.0	0.0	0.0	0.0	0.0	0.0	0.0	0.0	0.0	0.0	0.0
Sulphur Closing Inv	0.0	0.0	0.0	0.0	0.0	0.0	0.0	0.0	0.0	0.0	0.0	0.0	0.0

Unit of Measurement: Gas and Gas equivalent products: 1000m3, Liquids: m3, Sulphur: MTS

VPR6200

Facility ID ABGS0107762

Facility Name GILBY 06-23-040-03W5

Facility Licence # 8216

Facility Operator A5D4 CVE

Production Month	202001	202002	202003	202004	202005	202006	202007	202008	202009	202010	202011	202012	Totals
Receipts													
Receipts from Alberta Facilities	925.9	837.9	923.8	875.6	813.2	0.0	0.0	0.0	0.0	0.0	0.0	0.0	4,376.4
Receipts from Non-Alberta Facilities	0.0	0.0	0.0	0.0	0.0	0.0	0.0	0.0	0.0	0.0	0.0	0.0	0.0
Dispositions													
Disposition													
Battery	0.0	0.0	0.0	0.0	0.0	0.0	0.0	0.0	0.0	0.0	0.0	0.0	0.0
Gas Gathering System	840.3	765.4	837.2	781.0	716.8	0.0	0.0	0.0	0.0	0.0	0.0	0.0	3,940.7
Gas Plant	0.0	0.0	0.0	0.0	0.0	0.0	0.0	0.0	0.0	0.0	0.0	0.0	0.0
Injection Facility	0.0	0.0	0.0	0.0	0.0	0.0	0.0	0.0	0.0	0.0	0.0	0.0	0.0
Meter Station	0.0	0.0	0.0	0.0	0.0	0.0	0.0	0.0	0.0	0.0	0.0	0.0	0.0
Other	0.0	0.0	0.0	0.0	0.0	0.0	0.0	0.0	0.0	0.0	0.0	0.0	0.0
Alberta Commercial	0.0	0.0	0.0	0.0	0.0	0.0	0.0	0.0	0.0	0.0	0.0	0.0	0.0
Alberta Industrial	0.0	0.0	0.0	0.0	0.0	0.0	0.0	0.0	0.0	0.0	0.0	0.0	0.0
Alberta Residential	0.0	0.0	0.0	0.0	0.0	0.0	0.0	0.0	0.0	0.0	0.0	0.0	0.0
Alberta Elec.Generation	0.0	0.0	0.0	0.0	0.0	0.0	0.0	0.0	0.0	0.0	0.0	0.0	0.0
Shrinkage													
Acid Gas	0.0	0.0	0.0	0.0	0.0	0.0	0.0	0.0	0.0	0.0	0.0	0.0	0.0
Other products	5.2	6.2	5.4	5.1	2.5	0.0	0.0	0.0	0.0	0.0	0.0	0.0	24.4
Fuel	58.7	58.4	64.9	58.1	55.1	0.0	0.0	0.0	0.0	0.0	0.0	0.0	295.2
Flared	0.0	0.0	0.0	0.0	0.0	0.0	0.0	0.0	0.0	0.0	0.0	0.0	0.0
Vented	1.8	2.2	0.7	0.8	1.2	0.0	0.0	0.0	0.0	0.0	0.0	0.0	6.7
Diff and Other	19.9	5.7	15.6	30.6	37.6	0.0	0.0	0.0	0.0	0.0	0.0	0.0	109.4
Process and Frac													
Pentanes Plus	25.3	30.1	25.9	24.9	12.0	0.0	0.0	0.0	0.0	0.0	0.0	0.0	118.2
Propane	0.0	0.0	0.0	0.0	0.0	0.0	0.0	0.0	0.0	0.0	0.0	0.0	0.0
Butanes	0.0	0.0	0.0	0.0	0.0	0.0	0.0	0.0	0.0	0.0	0.0	0.0	0.0
Ethane	0.0	0.0	0.0	0.0	0.0	0.0	0.0	0.0	0.0	0.0	0.0	0.0	0.0
NGL MIX	0.0	0.0	0.0	0.0	0.0	0.0	0.0	0.0	0.0	0.0	0.0	0.0	0.0
Sulphur	0.0	0.0	0.0	0.0	0.0	0.0	0.0	0.0	0.0	0.0	0.0	0.0	0.0
Sulphur Closing Inv	0.0	0.0	0.0	0.0	0.0	0.0	0.0	0.0	0.0	0.0	0.0	0.0	0.0

Unit of Measurement: Gas and Gas equivalent products: 1000m3, Liquids: m3, Sulphur: MTS

VPR6200

Facility ID ABGS0107807

Facility Name PENNWEST PEMBINA

Facility Licence # 9712

Facility Operator OTM9 NAL

Production Month	202001	202002	202003	202004	202005	202006	202007	202008	202009	202010	202011	202012	Totals
Receipts													
Receipts from Alberta Facilities	862.1	817.6	838.7	782.8	822.2	0.0	0.0	0.0	0.0	0.0	0.0	0.0	4,123.4
Receipts from Non-Alberta Facilities	0.0	0.0	0.0	0.0	0.0	0.0	0.0	0.0	0.0	0.0	0.0	0.0	0.0
Dispositions													
Disposition													
Battery	0.0	0.0	0.0	0.0	0.0	0.0	0.0	0.0	0.0	0.0	0.0	0.0	0.0
Gas Gathering System	791.2	761.9	777.1	751.0	789.1	0.0	0.0	0.0	0.0	0.0	0.0	0.0	3,870.3
Gas Plant	0.0	0.0	0.0	0.0	0.0	0.0	0.0	0.0	0.0	0.0	0.0	0.0	0.0
Injection Facility	0.0	0.0	0.0	0.0	0.0	0.0	0.0	0.0	0.0	0.0	0.0	0.0	0.0
Meter Station	0.0	0.0	0.0	0.0	0.0	0.0	0.0	0.0	0.0	0.0	0.0	0.0	0.0
Other	0.0	0.0	0.0	0.0	0.0	0.0	0.0	0.0	0.0	0.0	0.0	0.0	0.0
Alberta Commercial	0.0	0.0	0.0	0.0	0.0	0.0	0.0	0.0	0.0	0.0	0.0	0.0	0.0
Alberta Industrial	0.0	0.0	0.0	0.0	0.0	0.0	0.0	0.0	0.0	0.0	0.0	0.0	0.0
Alberta Residential	0.0	0.0	0.0	0.0	0.0	0.0	0.0	0.0	0.0	0.0	0.0	0.0	0.0
Alberta Elec.Generation	0.0	0.0	0.0	0.0	0.0	0.0	0.0	0.0	0.0	0.0	0.0	0.0	0.0
Shrinkage													
Acid Gas	0.0	0.0	0.0	0.0	0.0	0.0	0.0	0.0	0.0	0.0	0.0	0.0	0.0
Other products	4.2	2.6	2.6	1.7	0.2	0.0	0.0	0.0	0.0	0.0	0.0	0.0	11.3
Fuel	66.8	61.1	64.8	60.0	61.4	0.0	0.0	0.0	0.0	0.0	0.0	0.0	314.1
Flared	0.0	0.0	0.0	0.0	0.0	0.0	0.0	0.0	0.0	0.0	0.0	0.0	0.0
Vented	0.0	0.0	0.0	0.0	0.0	0.0	0.0	0.0	0.0	0.0	0.0	0.0	0.0
Diff and Other	-0.1	-8.0	-5.8	-29.9	-28.5	0.0	0.0	0.0	0.0	0.0	0.0	0.0	-72.3
Process and Frac													
Pentanes Plus	20.4	12.4	12.7	8.4	1.2	0.0	0.0	0.0	0.0	0.0	0.0	0.0	55.1
Propane	0.0	0.0	0.0	0.0	0.0	0.0	0.0	0.0	0.0	0.0	0.0	0.0	0.0
Butanes	0.0	0.0	0.0	0.0	0.0	0.0	0.0	0.0	0.0	0.0	0.0	0.0	0.0
Ethane	0.0	0.0	0.0	0.0	0.0	0.0	0.0	0.0	0.0	0.0	0.0	0.0	0.0
NGL MIX	0.0	0.0	0.0	0.0	0.0	0.0	0.0	0.0	0.0	0.0	0.0	0.0	0.0
Sulphur	0.0	0.0	0.0	0.0	0.0	0.0	0.0	0.0	0.0	0.0	0.0	0.0	0.0
Sulphur Closing Inv	0.0	0.0	0.0	0.0	0.0	0.0	0.0	0.0	0.0	0.0	0.0	0.0	0.0

Unit of Measurement: Gas and Gas equivalent products: 1000m3, Liquids: m3, Sulphur: MTS

VPR6200

Facility ID ABGS0108678

Facility Name PENNWEST WILSON CREEK

Facility Licence # 20782

Facility Operator OTM9 NAL

Production Month	202001	202002	202003	202004	202005	202006	202007	202008	202009	202010	202011	202012	Totals
Receipts													
Receipts from Alberta Facilities	1,117.0	1,096.7	1,111.4	992.1	1,011.6	0.0	0.0	0.0	0.0	0.0	0.0	0.0	5,328.8
Receipts from Non-Alberta Facilities	0.0	0.0	0.0	0.0	0.0	0.0	0.0	0.0	0.0	0.0	0.0	0.0	0.0
Dispositions													
Disposition													
Battery	0.0	0.0	0.0	0.0	0.0	0.0	0.0	0.0	0.0	0.0	0.0	0.0	0.0
Gas Gathering System	1,056.3	1,084.4	1,105.3	975.5	1,008.5	0.0	0.0	0.0	0.0	0.0	0.0	0.0	5,230.0
Gas Plant	0.0	0.0	0.0	0.0	0.0	0.0	0.0	0.0	0.0	0.0	0.0	0.0	0.0
Injection Facility	0.0	0.0	0.0	0.0	0.0	0.0	0.0	0.0	0.0	0.0	0.0	0.0	0.0
Meter Station	0.0	0.0	0.0	0.0	0.0	0.0	0.0	0.0	0.0	0.0	0.0	0.0	0.0
Other	0.0	0.0	0.0	0.0	0.0	0.0	0.0	0.0	0.0	0.0	0.0	0.0	0.0
Alberta Commercial	0.0	0.0	0.0	0.0	0.0	0.0	0.0	0.0	0.0	0.0	0.0	0.0	0.0
Alberta Industrial	0.0	0.0	0.0	0.0	0.0	0.0	0.0	0.0	0.0	0.0	0.0	0.0	0.0
Alberta Residential	0.0	0.0	0.0	0.0	0.0	0.0	0.0	0.0	0.0	0.0	0.0	0.0	0.0
Alberta Elec.Generation	0.0	0.0	0.0	0.0	0.0	0.0	0.0	0.0	0.0	0.0	0.0	0.0	0.0
Shrinkage													
Acid Gas	0.0	0.0	0.0	0.0	0.0	0.0	0.0	0.0	0.0	0.0	0.0	0.0	0.0
Other products	0.0	0.5	0.0	0.4	0.0	0.0	0.0	0.0	0.0	0.0	0.0	0.0	0.9
Fuel	38.9	40.2	39.8	37.2	34.0	0.0	0.0	0.0	0.0	0.0	0.0	0.0	190.1
Flared	0.0	0.0	0.0	0.0	0.0	0.0	0.0	0.0	0.0	0.0	0.0	0.0	0.0
Vented	0.0	0.0	0.0	0.0	0.0	0.0	0.0	0.0	0.0	0.0	0.0	0.0	0.0
Diff and Other	21.8	-28.4	-33.7	-21.0	-30.9	0.0	0.0	0.0	0.0	0.0	0.0	0.0	-92.2
Process and Frac													
Pentanes Plus	0.0	2.2	0.0	1.8	0.0	0.0	0.0	0.0	0.0	0.0	0.0	0.0	4.0
Propane	0.0	0.0	0.0	0.0	0.0	0.0	0.0	0.0	0.0	0.0	0.0	0.0	0.0
Butanes	0.0	0.0	0.0	0.0	0.0	0.0	0.0	0.0	0.0	0.0	0.0	0.0	0.0
Ethane	0.0	0.0	0.0	0.0	0.0	0.0	0.0	0.0	0.0	0.0	0.0	0.0	0.0
NGL MIX	0.0	0.0	0.0	0.0	0.0	0.0	0.0	0.0	0.0	0.0	0.0	0.0	0.0
Sulphur	0.0	0.0	0.0	0.0	0.0	0.0	0.0	0.0	0.0	0.0	0.0	0.0	0.0
Sulphur Closing Inv	0.0	0.0	0.0	0.0	0.0	0.0	0.0	0.0	0.0	0.0	0.0	0.0	0.0

Unit of Measurement: Gas and Gas equivalent products: 1000m3, Liquids: m3, Sulphur: MTS

VPR6200

Facility ID ABGS0109020
Facility Licence # 32633

Facility Name PSEC WILL GREEN 14-36 GGS
Facility Operator A7DF PSEC

Production Month	202001	202002	202003	202004	202005	202006	202007	202008	202009	202010	202011	202012	Totals
Receipts													
Receipts from Alberta Facilities	2,644.4	2,552.8	2,672.0	2,518.3	2,602.1	0.0	0.0	0.0	0.0	0.0	0.0	0.0	12,989.6
Receipts from Non-Alberta Facilities	0.0	0.0	0.0	0.0	0.0	0.0	0.0	0.0	0.0	0.0	0.0	0.0	0.0
Dispositions													
Disposition													
Battery	0.0	0.0	0.0	0.0	0.0	0.0	0.0	0.0	0.0	0.0	0.0	0.0	0.0
Gas Gathering System	2,622.3	2,556.7	2,662.1	2,507.4	2,603.5	0.0	0.0	0.0	0.0	0.0	0.0	0.0	12,952.0
Gas Plant	0.0	0.0	0.0	0.0	0.0	0.0	0.0	0.0	0.0	0.0	0.0	0.0	0.0
Injection Facility	0.0	0.0	0.0	0.0	0.0	0.0	0.0	0.0	0.0	0.0	0.0	0.0	0.0
Meter Station	0.0	0.0	0.0	0.0	0.0	0.0	0.0	0.0	0.0	0.0	0.0	0.0	0.0
Other	0.0	0.0	0.0	0.0	0.0	0.0	0.0	0.0	0.0	0.0	0.0	0.0	0.0
Alberta Commercial	0.0	0.0	0.0	0.0	0.0	0.0	0.0	0.0	0.0	0.0	0.0	0.0	0.0
Alberta Industrial	0.0	0.0	0.0	0.0	0.0	0.0	0.0	0.0	0.0	0.0	0.0	0.0	0.0
Alberta Residential	0.0	0.0	0.0	0.0	0.0	0.0	0.0	0.0	0.0	0.0	0.0	0.0	0.0
Alberta Elec.Generation	0.0	0.0	0.0	0.0	0.0	0.0	0.0	0.0	0.0	0.0	0.0	0.0	0.0
Shrinkage													
Acid Gas	0.0	0.0	0.0	0.0	0.0	0.0	0.0	0.0	0.0	0.0	0.0	0.0	0.0
Other products	9.4	7.3	8.8	5.9	4.8	0.0	0.0	0.0	0.0	0.0	0.0	0.0	36.2
Fuel	114.9	107.1	116.5	112.1	115.8	0.0	0.0	0.0	0.0	0.0	0.0	0.0	566.4
Flared	0.0	0.0	0.0	0.0	0.0	0.0	0.0	0.0	0.0	0.0	0.0	0.0	0.0
Vented	0.0	2.6	2.8	2.8	1.0	0.0	0.0	0.0	0.0	0.0	0.0	0.0	9.2
Diff and Other	-102.2	-120.9	-118.2	-109.9	-123.0	0.0	0.0	0.0	0.0	0.0	0.0	0.0	-574.2
Process and Frac													
Pentanes Plus	45.4	35.1	42.4	28.5	23.4	0.0	0.0	0.0	0.0	0.0	0.0	0.0	174.8
Propane	0.0	0.0	0.0	0.0	0.0	0.0	0.0	0.0	0.0	0.0	0.0	0.0	0.0
Butanes	0.0	0.0	0.0	0.0	0.0	0.0	0.0	0.0	0.0	0.0	0.0	0.0	0.0
Ethane	0.0	0.0	0.0	0.0	0.0	0.0	0.0	0.0	0.0	0.0	0.0	0.0	0.0
NGL MIX	0.0	0.0	0.0	0.0	0.0	0.0	0.0	0.0	0.0	0.0	0.0	0.0	0.0
Sulphur	0.0	0.0	0.0	0.0	0.0	0.0	0.0	0.0	0.0	0.0	0.0	0.0	0.0
Sulphur Closing Inv	0.0	0.0	0.0	0.0	0.0	0.0	0.0	0.0	0.0	0.0	0.0	0.0	0.0

Unit of Measurement: Gas and Gas equivalent products: 1000m3, Liquids: m3, Sulphur: MTS

VPR6200

Facility ID ABGS0110610
Facility Licence # 41830

Facility Name Omers WilsonCk 09-19-043-03W5 GGS
Facility Operator A7ME GAIN

Production Month	202001	202002	202003	202004	202005	202006	202007	202008	202009	202010	202011	202012	Totals
Receipts													
Receipts from Alberta Facilities	3,925.8	3,603.9	3,773.7	3,075.3	3,463.2	0.0	0.0	0.0	0.0	0.0	0.0	0.0	17,841.9
Receipts from Non-Alberta Facilities	0.0	0.0	0.0	0.0	0.0	0.0	0.0	0.0	0.0	0.0	0.0	0.0	0.0
Dispositions													
Disposition Battery	0.0	0.0	0.0	0.0	0.0	0.0	0.0	0.0	0.0	0.0	0.0	0.0	0.0
Gas Gathering System	3,859.8	3,552.5	3,713.5	3,016.9	3,452.4	0.0	0.0	0.0	0.0	0.0	0.0	0.0	17,595.1
Gas Plant	0.0	0.0	0.0	0.0	0.0	0.0	0.0	0.0	0.0	0.0	0.0	0.0	0.0
Injection Facility	0.0	0.0	0.0	0.0	0.0	0.0	0.0	0.0	0.0	0.0	0.0	0.0	0.0
Meter Station	0.0	0.0	0.0	0.0	0.0	0.0	0.0	0.0	0.0	0.0	0.0	0.0	0.0
Other	0.0	0.0	0.0	0.0	0.0	0.0	0.0	0.0	0.0	0.0	0.0	0.0	0.0
Alberta Commercial	0.0	0.0	0.0	0.0	0.0	0.0	0.0	0.0	0.0	0.0	0.0	0.0	0.0
Alberta Industrial	0.0	0.0	0.0	0.0	0.0	0.0	0.0	0.0	0.0	0.0	0.0	0.0	0.0
Alberta Residential	0.0	0.0	0.0	0.0	0.0	0.0	0.0	0.0	0.0	0.0	0.0	0.0	0.0
Alberta Elec.Generation	0.0	0.0	0.0	0.0	0.0	0.0	0.0	0.0	0.0	0.0	0.0	0.0	0.0
Shrinkage Acid Gas	0.0	0.0	0.0	0.0	0.0	0.0	0.0	0.0	0.0	0.0	0.0	0.0	0.0
Other products	4.8	13.5	11.1	7.0	8.7	0.0	0.0	0.0	0.0	0.0	0.0	0.0	45.1
Fuel	175.9	147.3	158.2	139.5	149.6	0.0	0.0	0.0	0.0	0.0	0.0	0.0	770.5
Flared	0.3	0.0	0.2	0.9	0.7	0.0	0.0	0.0	0.0	0.0	0.0	0.0	2.1
Vented	0.0	11.4	12.1	12.1	12.1	0.0	0.0	0.0	0.0	0.0	0.0	0.0	47.7
Diff and Other	-115.0	-120.8	-121.4	-101.1	-160.3	0.0	0.0	0.0	0.0	0.0	0.0	0.0	-618.6
Process and Frac													
Pentanes Plus	23.2	65.1	53.6	33.7	42.3	0.0	0.0	0.0	0.0	0.0	0.0	0.0	217.9
Propane	0.0	0.0	0.0	0.0	0.0	0.0	0.0	0.0	0.0	0.0	0.0	0.0	0.0
Butanes	0.0	0.0	0.0	0.0	0.0	0.0	0.0	0.0	0.0	0.0	0.0	0.0	0.0
Ethane	0.0	0.0	0.0	0.0	0.0	0.0	0.0	0.0	0.0	0.0	0.0	0.0	0.0
NGL MIX	0.0	0.0	0.0	0.0	0.0	0.0	0.0	0.0	0.0	0.0	0.0	0.0	0.0
Sulphur	0.0	0.0	0.0	0.0	0.0	0.0	0.0	0.0	0.0	0.0	0.0	0.0	0.0
Sulphur Closing Inv	0.0	0.0	0.0	0.0	0.0	0.0	0.0	0.0	0.0	0.0	0.0	0.0	0.0

Unit of Measurement: Gas and Gas equivalent products: 1000m3, Liquids: m3, Sulphur: MTS

VPR6200

Facility ID ABGS0110733

Facility Licence # 41829

Facility Name VELVET EDSON 08-06-053-14W5 GGS/COMP

Facility Operator A5YK VELVET

Production Month	202001	202002	202003	202004	202005	202006	202007	202008	202009	202010	202011	202012	Totals
Receipts													
Receipts from Alberta Facilities	2,167.8	2,242.5	2,230.4	2,113.8	2,141.0	0.0	0.0	0.0	0.0	0.0	0.0	0.0	10,895.5
Receipts from Non-Alberta Facilities	0.0	0.0	0.0	0.0	0.0	0.0	0.0	0.0	0.0	0.0	0.0	0.0	0.0
Dispositions													
Disposition													
Battery	0.0	0.0	0.0	0.0	0.0	0.0	0.0	0.0	0.0	0.0	0.0	0.0	0.0
Gas Gathering System	2,115.6	2,190.0	2,174.8	2,062.0	2,084.4	0.0	0.0	0.0	0.0	0.0	0.0	0.0	10,626.8
Gas Plant	0.0	0.0	0.0	0.0	0.0	0.0	0.0	0.0	0.0	0.0	0.0	0.0	0.0
Injection Facility	0.0	0.0	0.0	0.0	0.0	0.0	0.0	0.0	0.0	0.0	0.0	0.0	0.0
Meter Station	0.0	0.0	0.0	0.0	0.0	0.0	0.0	0.0	0.0	0.0	0.0	0.0	0.0
Other	0.0	0.0	0.0	0.0	0.0	0.0	0.0	0.0	0.0	0.0	0.0	0.0	0.0
Alberta Commercial	0.0	0.0	0.0	0.0	0.0	0.0	0.0	0.0	0.0	0.0	0.0	0.0	0.0
Alberta Industrial	0.0	0.0	0.0	0.0	0.0	0.0	0.0	0.0	0.0	0.0	0.0	0.0	0.0
Alberta Residential	0.0	0.0	0.0	0.0	0.0	0.0	0.0	0.0	0.0	0.0	0.0	0.0	0.0
Alberta Elec.Generation	0.0	0.0	0.0	0.0	0.0	0.0	0.0	0.0	0.0	0.0	0.0	0.0	0.0
Shrinkage													
Acid Gas	0.0	0.0	0.0	0.0	0.0	0.0	0.0	0.0	0.0	0.0	0.0	0.0	0.0
Other products	4.3	3.8	4.3	4.1	2.4	0.0	0.0	0.0	0.0	0.0	0.0	0.0	18.9
Fuel	46.6	47.3	49.8	47.7	54.2	0.0	0.0	0.0	0.0	0.0	0.0	0.0	245.6
Flared	0.0	0.0	0.0	0.0	0.0	0.0	0.0	0.0	0.0	0.0	0.0	0.0	0.0
Vented	1.3	1.4	1.5	0.0	0.0	0.0	0.0	0.0	0.0	0.0	0.0	0.0	4.2
Diff and Other	0.0	0.0	0.0	0.0	0.0	0.0	0.0	0.0	0.0	0.0	0.0	0.0	0.0
Process and Frac													
Pentanes Plus	20.9	18.3	21.0	20.0	11.5	0.0	0.0	0.0	0.0	0.0	0.0	0.0	91.7
Propane	0.0	0.0	0.0	0.0	0.0	0.0	0.0	0.0	0.0	0.0	0.0	0.0	0.0
Butanes	0.0	0.0	0.0	0.0	0.0	0.0	0.0	0.0	0.0	0.0	0.0	0.0	0.0
Ethane	0.0	0.0	0.0	0.0	0.0	0.0	0.0	0.0	0.0	0.0	0.0	0.0	0.0
NGL MIX	0.0	0.0	0.0	0.0	0.0	0.0	0.0	0.0	0.0	0.0	0.0	0.0	0.0
Sulphur	0.0	0.0	0.0	0.0	0.0	0.0	0.0	0.0	0.0	0.0	0.0	0.0	0.0
Sulphur Closing Inv	0.0	0.0	0.0	0.0	0.0	0.0	0.0	0.0	0.0	0.0	0.0	0.0	0.0

Unit of Measurement: Gas and Gas equivalent products: 1000m3, Liquids: m3, Sulphur: MTS

VPR6200

Facility ID ABGS0111304

Facility Name Drumheller E 2-5-28-17w4 HP

Facility Licence # 3785

Facility Operator OHE9 CNRL

Production Month	202001	202002	202003	202004	202005	202006	202007	202008	202009	202010	202011	202012	Totals
Receipts													
Receipts from Alberta Facilities	2,702.6	2,813.0	3,296.5	2,853.4	2,866.8	0.0	0.0	0.0	0.0	0.0	0.0	0.0	14,532.3
Receipts from Non-Alberta Facilities	0.0	0.0	0.0	0.0	0.0	0.0	0.0	0.0	0.0	0.0	0.0	0.0	0.0
Dispositions													
Disposition													
Battery	0.0	0.0	0.0	0.0	0.0	0.0	0.0	0.0	0.0	0.0	0.0	0.0	0.0
Gas Gathering System	0.0	0.0	0.0	0.0	0.0	0.0	0.0	0.0	0.0	0.0	0.0	0.0	0.0
Gas Plant	2,286.8	2,970.4	3,131.7	2,708.1	2,718.1	0.0	0.0	0.0	0.0	0.0	0.0	0.0	13,815.1
Injection Facility	0.0	0.0	0.0	0.0	0.0	0.0	0.0	0.0	0.0	0.0	0.0	0.0	0.0
Meter Station	0.0	0.0	0.0	0.0	0.0	0.0	0.0	0.0	0.0	0.0	0.0	0.0	0.0
Other	0.0	0.0	0.0	0.0	0.0	0.0	0.0	0.0	0.0	0.0	0.0	0.0	0.0
Alberta Commercial	0.0	0.0	0.0	0.0	0.0	0.0	0.0	0.0	0.0	0.0	0.0	0.0	0.0
Alberta Industrial	0.0	0.0	0.0	0.0	0.0	0.0	0.0	0.0	0.0	0.0	0.0	0.0	0.0
Alberta Residential	0.0	0.0	0.0	0.0	0.0	0.0	0.0	0.0	0.0	0.0	0.0	0.0	0.0
Alberta Elec.Generation	0.0	0.0	0.0	0.0	0.0	0.0	0.0	0.0	0.0	0.0	0.0	0.0	0.0
Shrinkage													
Acid Gas	0.0	0.0	0.0	0.0	0.0	0.0	0.0	0.0	0.0	0.0	0.0	0.0	0.0
Other products	0.0	0.0	2.6	0.0	0.0	0.0	0.0	0.0	0.0	0.0	0.0	0.0	2.6
Fuel	0.0	0.0	157.3	140.5	143.9	0.0	0.0	0.0	0.0	0.0	0.0	0.0	441.7
Flared	0.0	0.0	0.0	0.0	0.0	0.0	0.0	0.0	0.0	0.0	0.0	0.0	0.0
Vented	0.0	0.0	4.9	4.8	4.8	0.0	0.0	0.0	0.0	0.0	0.0	0.0	14.5
Diff and Other	415.8	-157.4	0.0	0.0	0.0	0.0	0.0	0.0	0.0	0.0	0.0	0.0	258.4
Process and Frac													
Pentanes Plus	0.0	0.0	12.5	0.0	0.0	0.0	0.0	0.0	0.0	0.0	0.0	0.0	12.5
Propane	0.0	0.0	0.0	0.0	0.0	0.0	0.0	0.0	0.0	0.0	0.0	0.0	0.0
Butanes	0.0	0.0	0.0	0.0	0.0	0.0	0.0	0.0	0.0	0.0	0.0	0.0	0.0
Ethane	0.0	0.0	0.0	0.0	0.0	0.0	0.0	0.0	0.0	0.0	0.0	0.0	0.0
NGL MIX	0.0	0.0	0.0	0.0	0.0	0.0	0.0	0.0	0.0	0.0	0.0	0.0	0.0
Sulphur	0.0	0.0	0.0	0.0	0.0	0.0	0.0	0.0	0.0	0.0	0.0	0.0	0.0
Sulphur Closing Inv	0.0	0.0	0.0	0.0	0.0	0.0	0.0	0.0	0.0	0.0	0.0	0.0	0.0

Unit of Measurement: Gas and Gas equivalent products: 1000m3, Liquids: m3, Sulphur: MTS

VPR6200

Facility ID ABGS0111700

Facility Name SYLVAN LK 01-08-038-03W5 GS

Facility Licence # 6155

Facility Operator OTM9 NAL

Production Month	202001	202002	202003	202004	202005	202006	202007	202008	202009	202010	202011	202012	Totals
Receipts													
Receipts from Alberta Facilities	3,658.3	3,638.7	3,715.9	3,670.2	3,599.2	0.0	0.0	0.0	0.0	0.0	0.0	0.0	18,282.3
Receipts from Non-Alberta Facilities	0.0	0.0	0.0	0.0	0.0	0.0	0.0	0.0	0.0	0.0	0.0	0.0	0.0
Dispositions													
Disposition													
Battery	0.0	0.0	0.0	0.0	0.0	0.0	0.0	0.0	0.0	0.0	0.0	0.0	0.0
Gas Gathering System	3,658.3	3,638.7	3,715.9	3,670.2	3,599.2	0.0	0.0	0.0	0.0	0.0	0.0	0.0	18,282.3
Gas Plant	0.0	0.0	0.0	0.0	0.0	0.0	0.0	0.0	0.0	0.0	0.0	0.0	0.0
Injection Facility	0.0	0.0	0.0	0.0	0.0	0.0	0.0	0.0	0.0	0.0	0.0	0.0	0.0
Meter Station	0.0	0.0	0.0	0.0	0.0	0.0	0.0	0.0	0.0	0.0	0.0	0.0	0.0
Other	0.0	0.0	0.0	0.0	0.0	0.0	0.0	0.0	0.0	0.0	0.0	0.0	0.0
Alberta Commercial	0.0	0.0	0.0	0.0	0.0	0.0	0.0	0.0	0.0	0.0	0.0	0.0	0.0
Alberta Industrial	0.0	0.0	0.0	0.0	0.0	0.0	0.0	0.0	0.0	0.0	0.0	0.0	0.0
Alberta Residential	0.0	0.0	0.0	0.0	0.0	0.0	0.0	0.0	0.0	0.0	0.0	0.0	0.0
Alberta Elec.Generation	0.0	0.0	0.0	0.0	0.0	0.0	0.0	0.0	0.0	0.0	0.0	0.0	0.0
Shrinkage													
Acid Gas	0.0	0.0	0.0	0.0	0.0	0.0	0.0	0.0	0.0	0.0	0.0	0.0	0.0
Other products	0.0	0.0	0.0	0.0	0.2	0.0	0.0	0.0	0.0	0.0	0.0	0.0	0.2
Fuel	0.0	0.0	0.0	0.0	0.0	0.0	0.0	0.0	0.0	0.0	0.0	0.0	0.0
Flared	0.0	0.0	0.0	0.0	0.0	0.0	0.0	0.0	0.0	0.0	0.0	0.0	0.0
Vented	0.0	0.0	0.0	0.0	0.0	0.0	0.0	0.0	0.0	0.0	0.0	0.0	0.0
Diff and Other	0.0	0.0	0.0	0.0	-0.2	0.0	0.0	0.0	0.0	0.0	0.0	0.0	-0.2
Process and Frac													
Pentanes Plus	0.0	0.0	0.0	0.0	0.9	0.0	0.0	0.0	0.0	0.0	0.0	0.0	0.9
Propane	0.0	0.0	0.0	0.0	0.0	0.0	0.0	0.0	0.0	0.0	0.0	0.0	0.0
Butanes	0.0	0.0	0.0	0.0	0.0	0.0	0.0	0.0	0.0	0.0	0.0	0.0	0.0
Ethane	0.0	0.0	0.0	0.0	0.0	0.0	0.0	0.0	0.0	0.0	0.0	0.0	0.0
NGL MIX	0.0	0.0	0.0	0.0	0.0	0.0	0.0	0.0	0.0	0.0	0.0	0.0	0.0
Sulphur	0.0	0.0	0.0	0.0	0.0	0.0	0.0	0.0	0.0	0.0	0.0	0.0	0.0
Sulphur Closing Inv	0.0	0.0	0.0	0.0	0.0	0.0	0.0	0.0	0.0	0.0	0.0	0.0	0.0

Unit of Measurement: Gas and Gas equivalent products: 1000m3, Liquids: m3, Sulphur: MTS

VPR6200

Facility ID ABGS0111741

Facility Name WILGRN 06-22-041-05W5 GGS

Facility Licence # 41995

Facility Operator A5RX BEC

Production Month	202001	202002	202003	202004	202005	202006	202007	202008	202009	202010	202011	202012	Totals
Receipts													
Receipts from Alberta Facilities	6,623.7	5,860.8	6,022.8	6,041.5	6,180.3	0.0	0.0	0.0	0.0	0.0	0.0	0.0	30,729.1
Receipts from Non-Alberta Facilities	0.0	0.0	0.0	0.0	0.0	0.0	0.0	0.0	0.0	0.0	0.0	0.0	0.0
Dispositions													
Disposition													
Battery	0.0	0.0	0.0	0.0	0.0	0.0	0.0	0.0	0.0	0.0	0.0	0.0	0.0
Gas Gathering System	6,579.5	5,808.5	5,907.5	5,971.0	6,115.4	0.0	0.0	0.0	0.0	0.0	0.0	0.0	30,381.9
Gas Plant	0.0	0.0	0.0	0.0	0.0	0.0	0.0	0.0	0.0	0.0	0.0	0.0	0.0
Injection Facility	0.0	0.0	0.0	0.0	0.0	0.0	0.0	0.0	0.0	0.0	0.0	0.0	0.0
Meter Station	0.0	0.0	0.0	0.0	0.0	0.0	0.0	0.0	0.0	0.0	0.0	0.0	0.0
Other	0.0	0.0	0.0	0.0	0.0	0.0	0.0	0.0	0.0	0.0	0.0	0.0	0.0
Alberta Commercial	0.0	0.0	0.0	0.0	0.0	0.0	0.0	0.0	0.0	0.0	0.0	0.0	0.0
Alberta Industrial	0.0	0.0	0.0	0.0	0.0	0.0	0.0	0.0	0.0	0.0	0.0	0.0	0.0
Alberta Residential	0.0	0.0	0.0	0.0	0.0	0.0	0.0	0.0	0.0	0.0	0.0	0.0	0.0
Alberta Elec.Generation	0.0	0.0	0.0	0.0	0.0	0.0	0.0	0.0	0.0	0.0	0.0	0.0	0.0
Shrinkage													
Acid Gas	0.0	0.0	0.0	0.0	0.0	0.0	0.0	0.0	0.0	0.0	0.0	0.0	0.0
Other products	0.0	0.0	6.3	4.8	0.0	0.0	0.0	0.0	0.0	0.0	0.0	0.0	11.1
Fuel	182.6	170.2	180.9	176.1	185.6	0.0	0.0	0.0	0.0	0.0	0.0	0.0	895.4
Flared	0.0	0.0	0.0	0.0	0.0	0.0	0.0	0.0	0.0	0.0	0.0	0.0	0.0
Vented	5.5	3.3	8.5	7.6	5.5	0.0	0.0	0.0	0.0	0.0	0.0	0.0	30.4
Diff and Other	-143.9	-121.2	-80.4	-118.0	-126.2	0.0	0.0	0.0	0.0	0.0	0.0	0.0	-589.7
Process and Frac													
Pentanes Plus	0.0	0.0	30.6	23.3	0.0	0.0	0.0	0.0	0.0	0.0	0.0	0.0	53.9
Propane	0.0	0.0	0.0	0.0	0.0	0.0	0.0	0.0	0.0	0.0	0.0	0.0	0.0
Butanes	0.0	0.0	0.0	0.0	0.0	0.0	0.0	0.0	0.0	0.0	0.0	0.0	0.0
Ethane	0.0	0.0	0.0	0.0	0.0	0.0	0.0	0.0	0.0	0.0	0.0	0.0	0.0
NGL MIX	0.0	0.0	0.0	0.0	0.0	0.0	0.0	0.0	0.0	0.0	0.0	0.0	0.0
Sulphur	0.0	0.0	0.0	0.0	0.0	0.0	0.0	0.0	0.0	0.0	0.0	0.0	0.0
Sulphur Closing Inv	0.0	0.0	0.0	0.0	0.0	0.0	0.0	0.0	0.0	0.0	0.0	0.0	0.0

Unit of Measurement: Gas and Gas equivalent products: 1000m3, Liquids: m3, Sulphur: MTS

VPR6200

Facility ID ABGS0113237
Facility Licence # 42295

Facility Name Velvet Pine Creek 09-04-056-17W5 GGS
Facility Operator A5YK VELVET

Production Month	202001	202002	202003	202004	202005	202006	202007	202008	202009	202010	202011	202012	Totals
Receipts													
Receipts from Alberta Facilities	1,493.5	1,405.9	1,503.6	1,353.0	1,063.3	0.0	0.0	0.0	0.0	0.0	0.0	0.0	6,819.3
Receipts from Non-Alberta Facilities	0.0	0.0	0.0	0.0	0.0	0.0	0.0	0.0	0.0	0.0	0.0	0.0	0.0
Dispositions													
Disposition													
Battery	0.0	0.0	0.0	0.0	0.0	0.0	0.0	0.0	0.0	0.0	0.0	0.0	0.0
Gas Gathering System	1,383.8	1,284.0	1,377.6	1,342.5	998.7	0.0	0.0	0.0	0.0	0.0	0.0	0.0	6,386.6
Gas Plant	0.0	0.0	0.0	0.0	0.0	0.0	0.0	0.0	0.0	0.0	0.0	0.0	0.0
Injection Facility	0.0	0.0	0.0	0.0	0.0	0.0	0.0	0.0	0.0	0.0	0.0	0.0	0.0
Meter Station	0.0	0.0	0.0	0.0	0.0	0.0	0.0	0.0	0.0	0.0	0.0	0.0	0.0
Other	0.0	0.0	0.0	0.0	0.0	0.0	0.0	0.0	0.0	0.0	0.0	0.0	0.0
Alberta Commercial	0.0	0.0	0.0	0.0	0.0	0.0	0.0	0.0	0.0	0.0	0.0	0.0	0.0
Alberta Industrial	0.0	0.0	0.0	0.0	0.0	0.0	0.0	0.0	0.0	0.0	0.0	0.0	0.0
Alberta Residential	0.0	0.0	0.0	0.0	0.0	0.0	0.0	0.0	0.0	0.0	0.0	0.0	0.0
Alberta Elec.Generation	0.0	0.0	0.0	0.0	0.0	0.0	0.0	0.0	0.0	0.0	0.0	0.0	0.0
Shrinkage													
Acid Gas	0.0	0.0	0.0	0.0	0.0	0.0	0.0	0.0	0.0	0.0	0.0	0.0	0.0
Other products	15.4	16.1	12.5	10.8	0.0	0.0	0.0	0.0	0.0	0.0	0.0	0.0	54.8
Fuel	143.0	128.9	126.3	109.5	120.3	0.0	0.0	0.0	0.0	0.0	0.0	0.0	628.0
Flared	0.0	0.0	0.0	0.0	0.0	0.0	0.0	0.0	0.0	0.0	0.0	0.0	0.0
Vented	0.0	0.0	0.0	0.0	0.0	0.0	0.0	0.0	0.0	0.0	0.0	0.0	0.0
Diff and Other	-48.7	-23.1	-12.8	-109.8	-55.7	0.0	0.0	0.0	0.0	0.0	0.0	0.0	-250.1
Process and Frac													
Pentanes Plus	74.3	77.8	60.7	52.1	0.0	0.0	0.0	0.0	0.0	0.0	0.0	0.0	264.9
Propane	0.0	0.0	0.0	0.0	0.0	0.0	0.0	0.0	0.0	0.0	0.0	0.0	0.0
Butanes	0.0	0.0	0.0	0.0	0.0	0.0	0.0	0.0	0.0	0.0	0.0	0.0	0.0
Ethane	0.0	0.0	0.0	0.0	0.0	0.0	0.0	0.0	0.0	0.0	0.0	0.0	0.0
NGL MIX	0.0	0.0	0.0	0.0	0.0	0.0	0.0	0.0	0.0	0.0	0.0	0.0	0.0
Sulphur	0.0	0.0	0.0	0.0	0.0	0.0	0.0	0.0	0.0	0.0	0.0	0.0	0.0
Sulphur Closing Inv	0.0	0.0	0.0	0.0	0.0	0.0	0.0	0.0	0.0	0.0	0.0	0.0	0.0

Unit of Measurement: Gas and Gas equivalent products: 1000m3, Liquids: m3, Sulphur: MTS

VPR6200

Facility ID ABGS0113388

Facility Name Orlen Strachan 09-26-038-08W5 GGS

Facility Licence # 42466

Facility Operator A2DE OUC

Production Month	202001	202002	202003	202004	202005	202006	202007	202008	202009	202010	202011	202012	Totals
Receipts													
Receipts from Alberta Facilities	3,961.6	3,781.9	3,876.1	3,642.3	3,738.1	0.0	0.0	0.0	0.0	0.0	0.0	0.0	19,000.0
Receipts from Non-Alberta Facilities	0.0	0.0	0.0	0.0	0.0	0.0	0.0	0.0	0.0	0.0	0.0	0.0	0.0
Dispositions													
Disposition													
Battery	0.0	0.0	0.0	0.0	0.0	0.0	0.0	0.0	0.0	0.0	0.0	0.0	0.0
Gas Gathering System	0.0	246.6	0.0	0.0	0.0	0.0	0.0	0.0	0.0	0.0	0.0	0.0	246.6
Gas Plant	3,787.3	3,370.4	3,676.0	3,402.4	3,564.4	0.0	0.0	0.0	0.0	0.0	0.0	0.0	17,800.5
Injection Facility	0.0	0.0	0.0	0.0	0.0	0.0	0.0	0.0	0.0	0.0	0.0	0.0	0.0
Meter Station	0.0	0.0	0.0	0.0	0.0	0.0	0.0	0.0	0.0	0.0	0.0	0.0	0.0
Other	0.0	0.0	0.0	0.0	0.0	0.0	0.0	0.0	0.0	0.0	0.0	0.0	0.0
Alberta Commercial	0.0	0.0	0.0	0.0	0.0	0.0	0.0	0.0	0.0	0.0	0.0	0.0	0.0
Alberta Industrial	0.0	0.0	0.0	0.0	0.0	0.0	0.0	0.0	0.0	0.0	0.0	0.0	0.0
Alberta Residential	0.0	0.0	0.0	0.0	0.0	0.0	0.0	0.0	0.0	0.0	0.0	0.0	0.0
Alberta Elec.Generation	0.0	0.0	0.0	0.0	0.0	0.0	0.0	0.0	0.0	0.0	0.0	0.0	0.0
Shrinkage													
Acid Gas	0.0	0.0	0.0	0.0	0.0	0.0	0.0	0.0	0.0	0.0	0.0	0.0	0.0
Other products	25.6	22.9	27.7	0.8	0.0	0.0	0.0	0.0	0.0	0.0	0.0	0.0	77.0
Fuel	174.3	164.0	169.1	171.0	172.3	0.0	0.0	0.0	0.0	0.0	0.0	0.0	850.7
Flared	0.0	0.9	3.3	2.8	1.4	0.0	0.0	0.0	0.0	0.0	0.0	0.0	8.4
Vented	0.0	0.0	0.0	0.0	0.0	0.0	0.0	0.0	0.0	0.0	0.0	0.0	0.0
Diff and Other	-25.6	-22.9	0.0	65.3	0.0	0.0	0.0	0.0	0.0	0.0	0.0	0.0	16.8
Process and Frac													
Pentanes Plus	123.7	110.7	133.8	3.8	0.0	0.0	0.0	0.0	0.0	0.0	0.0	0.0	372.0
Propane	0.0	0.0	0.0	0.0	0.0	0.0	0.0	0.0	0.0	0.0	0.0	0.0	0.0
Butanes	0.0	0.0	0.0	0.0	0.0	0.0	0.0	0.0	0.0	0.0	0.0	0.0	0.0
Ethane	0.0	0.0	0.0	0.0	0.0	0.0	0.0	0.0	0.0	0.0	0.0	0.0	0.0
NGL MIX	0.0	0.0	0.0	0.0	0.0	0.0	0.0	0.0	0.0	0.0	0.0	0.0	0.0
Sulphur	0.0	0.0	0.0	0.0	0.0	0.0	0.0	0.0	0.0	0.0	0.0	0.0	0.0
Sulphur Closing Inv	0.0	0.0	0.0	0.0	0.0	0.0	0.0	0.0	0.0	0.0	0.0	0.0	0.0

Unit of Measurement: Gas and Gas equivalent products: 1000m3, Liquids: m3, Sulphur: MTS

VPR6200

Facility ID ABGS0113816
Facility Licence # 35696

Facility Name Alderf 6-12 Comp GS
Facility Operator A5D4 CVE

Production Month	202001	202002	202003	202004	202005	202006	202007	202008	202009	202010	202011	202012	Totals
Receipts													
Receipts from Alberta Facilities	1,838.9	2,033.9	2,217.3	2,305.3	2,109.2	0.0	0.0	0.0	0.0	0.0	0.0	0.0	10,504.6
Receipts from Non-Alberta Facilities	0.0	0.0	0.0	0.0	0.0	0.0	0.0	0.0	0.0	0.0	0.0	0.0	0.0
Dispositions													
Disposition													
Battery	0.0	0.0	0.0	0.0	0.0	0.0	0.0	0.0	0.0	0.0	0.0	0.0	0.0
Gas Gathering System	1,891.8	1,955.7	2,179.2	2,273.6	2,058.7	0.0	0.0	0.0	0.0	0.0	0.0	0.0	10,359.0
Gas Plant	0.0	0.0	0.0	0.0	0.0	0.0	0.0	0.0	0.0	0.0	0.0	0.0	0.0
Injection Facility	0.0	0.0	0.0	0.0	0.0	0.0	0.0	0.0	0.0	0.0	0.0	0.0	0.0
Meter Station	0.0	0.0	0.0	0.0	0.0	0.0	0.0	0.0	0.0	0.0	0.0	0.0	0.0
Other	0.0	0.0	0.0	0.0	0.0	0.0	0.0	0.0	0.0	0.0	0.0	0.0	0.0
Alberta Commercial	0.0	0.0	0.0	0.0	0.0	0.0	0.0	0.0	0.0	0.0	0.0	0.0	0.0
Alberta Industrial	0.0	0.0	0.0	0.0	0.0	0.0	0.0	0.0	0.0	0.0	0.0	0.0	0.0
Alberta Residential	0.0	0.0	0.0	0.0	0.0	0.0	0.0	0.0	0.0	0.0	0.0	0.0	0.0
Alberta Elec.Generation	0.0	0.0	0.0	0.0	0.0	0.0	0.0	0.0	0.0	0.0	0.0	0.0	0.0
Shrinkage													
Acid Gas	0.0	0.0	0.0	0.0	0.0	0.0	0.0	0.0	0.0	0.0	0.0	0.0	0.0
Other products	14.7	15.3	14.2	7.4	0.2	0.0	0.0	0.0	0.0	0.0	0.0	0.0	51.8
Fuel	107.7	104.6	111.0	116.6	112.4	0.0	0.0	0.0	0.0	0.0	0.0	0.0	552.3
Flared	0.0	8.6	9.3	8.6	8.8	0.0	0.0	0.0	0.0	0.0	0.0	0.0	35.3
Vented	3.0	1.0	0.8	0.4	0.0	0.0	0.0	0.0	0.0	0.0	0.0	0.0	5.2
Diff and Other	-178.3	-51.3	-97.2	-101.3	-70.9	0.0	0.0	0.0	0.0	0.0	0.0	0.0	-499.0
Process and Frac													
Pentanes Plus	71.0	74.0	68.7	35.7	0.8	0.0	0.0	0.0	0.0	0.0	0.0	0.0	250.2
Propane	0.0	0.0	0.0	0.0	0.0	0.0	0.0	0.0	0.0	0.0	0.0	0.0	0.0
Butanes	0.0	0.0	0.0	0.0	0.0	0.0	0.0	0.0	0.0	0.0	0.0	0.0	0.0
Ethane	0.0	0.0	0.0	0.0	0.0	0.0	0.0	0.0	0.0	0.0	0.0	0.0	0.0
NGL MIX	0.0	0.0	0.0	0.0	0.0	0.0	0.0	0.0	0.0	0.0	0.0	0.0	0.0
Sulphur	0.0	0.0	0.0	0.0	0.0	0.0	0.0	0.0	0.0	0.0	0.0	0.0	0.0
Sulphur Closing Inv	0.0	0.0	0.0	0.0	0.0	0.0	0.0	0.0	0.0	0.0	0.0	0.0	0.0

Unit of Measurement: Gas and Gas equivalent products: 1000m3, Liquids: m3, Sulphur: MTS

VPR6200

Facility ID ABGS0114287

Facility Name PINE CREEK 12-19-57-18 BONAV GROUP

Facility Licence # 42155

Facility Operator A5RX BEC

Production Month	202001	202002	202003	202004	202005	202006	202007	202008	202009	202010	202011	202012	Totals
Receipts													
Receipts from Alberta Facilities	4,718.0	4,383.4	5,037.0	4,889.9	4,900.1	0.0	0.0	0.0	0.0	0.0	0.0	0.0	23,928.4
Receipts from Non-Alberta Facilities	0.0	0.0	0.0	0.0	0.0	0.0	0.0	0.0	0.0	0.0	0.0	0.0	0.0
Dispositions													
Disposition													
Battery	0.0	0.0	0.0	0.0	0.0	0.0	0.0	0.0	0.0	0.0	0.0	0.0	0.0
Gas Gathering System	0.0	0.0	0.0	0.0	0.0	0.0	0.0	0.0	0.0	0.0	0.0	0.0	0.0
Gas Plant	4,723.8	4,390.3	5,037.5	4,844.9	4,837.4	0.0	0.0	0.0	0.0	0.0	0.0	0.0	23,833.9
Injection Facility	0.0	0.0	0.0	0.0	0.0	0.0	0.0	0.0	0.0	0.0	0.0	0.0	0.0
Meter Station	0.0	0.0	0.0	0.0	0.0	0.0	0.0	0.0	0.0	0.0	0.0	0.0	0.0
Other	0.0	0.0	0.0	0.0	0.0	0.0	0.0	0.0	0.0	0.0	0.0	0.0	0.0
Alberta Commercial	0.0	0.0	0.0	0.0	0.0	0.0	0.0	0.0	0.0	0.0	0.0	0.0	0.0
Alberta Industrial	0.0	0.0	0.0	0.0	0.0	0.0	0.0	0.0	0.0	0.0	0.0	0.0	0.0
Alberta Residential	0.0	0.0	0.0	0.0	0.0	0.0	0.0	0.0	0.0	0.0	0.0	0.0	0.0
Alberta Elec.Generation	0.0	0.0	0.0	0.0	0.0	0.0	0.0	0.0	0.0	0.0	0.0	0.0	0.0
Shrinkage													
Acid Gas	0.0	0.0	0.0	0.0	0.0	0.0	0.0	0.0	0.0	0.0	0.0	0.0	0.0
Other products	0.0	3.1	0.0	0.0	0.0	0.0	0.0	0.0	0.0	0.0	0.0	0.0	3.1
Fuel	163.2	158.1	172.6	167.1	168.7	0.0	0.0	0.0	0.0	0.0	0.0	0.0	829.7
Flared	0.0	0.0	0.0	0.0	0.0	0.0	0.0	0.0	0.0	0.0	0.0	0.0	0.0
Vented	7.9	9.3	3.7	3.0	3.4	0.0	0.0	0.0	0.0	0.0	0.0	0.0	27.3
Diff and Other	-176.9	-177.4	-176.8	-125.1	-109.4	0.0	0.0	0.0	0.0	0.0	0.0	0.0	-765.6
Process and Frac													
Pentanes Plus	0.0	15.0	0.0	0.0	0.0	0.0	0.0	0.0	0.0	0.0	0.0	0.0	15.0
Propane	0.0	0.0	0.0	0.0	0.0	0.0	0.0	0.0	0.0	0.0	0.0	0.0	0.0
Butanes	0.0	0.0	0.0	0.0	0.0	0.0	0.0	0.0	0.0	0.0	0.0	0.0	0.0
Ethane	0.0	0.0	0.0	0.0	0.0	0.0	0.0	0.0	0.0	0.0	0.0	0.0	0.0
NGL MIX	0.0	0.0	0.0	0.0	0.0	0.0	0.0	0.0	0.0	0.0	0.0	0.0	0.0
Sulphur	0.0	0.0	0.0	0.0	0.0	0.0	0.0	0.0	0.0	0.0	0.0	0.0	0.0
Sulphur Closing Inv	0.0	0.0	0.0	0.0	0.0	0.0	0.0	0.0	0.0	0.0	0.0	0.0	0.0

Unit of Measurement: Gas and Gas equivalent products: 1000m3, Liquids: m3, Sulphur: MTS

VPR6200

Facility ID ABGS0114993
Facility Licence # 41159

Facility Name Tourmaline Horse 16-17 GGS
Facility Operator A573 TOURMALINE

Production Month	202001	202002	202003	202004	202005	202006	202007	202008	202009	202010	202011	202012	Totals
Receipts													
Receipts from Alberta Facilities	80,938.3	93,601.7	102,787.1	99,374.5	100,918.7	0.0	0.0	0.0	0.0	0.0	0.0	0.0	477,620.3
Receipts from Non-Alberta Facilities	0.0	0.0	0.0	0.0	0.0	0.0	0.0	0.0	0.0	0.0	0.0	0.0	0.0
Dispositions													
Disposition													
Battery	0.0	0.0	0.0	0.0	0.0	0.0	0.0	0.0	0.0	0.0	0.0	0.0	0.0
Gas Gathering System	11,829.9	22,805.4	24,514.5	20,331.6	18,420.4	0.0	0.0	0.0	0.0	0.0	0.0	0.0	97,901.8
Gas Plant	66,714.8	68,326.6	75,856.3	76,764.0	80,105.8	0.0	0.0	0.0	0.0	0.0	0.0	0.0	367,767.5
Injection Facility	0.0	0.0	0.0	0.0	0.0	0.0	0.0	0.0	0.0	0.0	0.0	0.0	0.0
Meter Station	0.0	0.0	0.0	0.0	0.0	0.0	0.0	0.0	0.0	0.0	0.0	0.0	0.0
Other	0.0	0.0	0.0	0.0	0.0	0.0	0.0	0.0	0.0	0.0	0.0	0.0	0.0
Alberta Commercial	0.0	0.0	0.0	0.0	0.0	0.0	0.0	0.0	0.0	0.0	0.0	0.0	0.0
Alberta Industrial	0.0	0.0	0.0	0.0	0.0	0.0	0.0	0.0	0.0	0.0	0.0	0.0	0.0
Alberta Residential	0.0	0.0	0.0	0.0	0.0	0.0	0.0	0.0	0.0	0.0	0.0	0.0	0.0
Alberta Elec.Generation	0.0	0.0	0.0	0.0	0.0	0.0	0.0	0.0	0.0	0.0	0.0	0.0	0.0
Shrinkage													
Acid Gas	0.0	0.0	0.0	0.0	0.0	0.0	0.0	0.0	0.0	0.0	0.0	0.0	0.0
Other products	0.4	7.1	5.2	0.0	0.0	0.0	0.0	0.0	0.0	0.0	0.0	0.0	12.7
Fuel	2,054.4	2,269.8	2,399.3	2,277.3	2,390.4	0.0	0.0	0.0	0.0	0.0	0.0	0.0	11,391.2
Flared	0.2	0.5	0.3	0.5	0.8	0.0	0.0	0.0	0.0	0.0	0.0	0.0	2.3
Vented	0.1	0.2	0.1	1.1	1.3	0.0	0.0	0.0	0.0	0.0	0.0	0.0	2.8
Diff and Other	338.5	192.1	11.4	0.0	0.0	0.0	0.0	0.0	0.0	0.0	0.0	0.0	542.0
Process and Frac													
Pentanes Plus	2.0	34.2	25.1	0.0	0.0	0.0	0.0	0.0	0.0	0.0	0.0	0.0	61.3
Propane	0.0	0.0	0.0	0.0	0.0	0.0	0.0	0.0	0.0	0.0	0.0	0.0	0.0
Butanes	0.0	0.0	0.0	0.0	0.0	0.0	0.0	0.0	0.0	0.0	0.0	0.0	0.0
Ethane	0.0	0.0	0.0	0.0	0.0	0.0	0.0	0.0	0.0	0.0	0.0	0.0	0.0
NGL MIX	0.0	0.0	0.0	0.0	0.0	0.0	0.0	0.0	0.0	0.0	0.0	0.0	0.0
Sulphur	0.0	0.0	0.0	0.0	0.0	0.0	0.0	0.0	0.0	0.0	0.0	0.0	0.0
Sulphur Closing Inv	0.0	0.0	0.0	0.0	0.0	0.0	0.0	0.0	0.0	0.0	0.0	0.0	0.0

Unit of Measurement: Gas and Gas equivalent products: 1000m3, Liquids: m3, Sulphur: MTS

VPR6200

Facility ID ABGS0115365

Facility Name Garrington-06-31-035-03 W5M

Facility Licence # 42960

Facility Operator OZOH HARVEST

Production Month	202001	202002	202003	202004	202005	202006	202007	202008	202009	202010	202011	202012	Totals
Receipts													
Receipts from Alberta Facilities	322.5	304.2	310.9	339.9	324.2	0.0	0.0	0.0	0.0	0.0	0.0	0.0	1,601.7
Receipts from Non-Alberta Facilities	0.0	0.0	0.0	0.0	0.0	0.0	0.0	0.0	0.0	0.0	0.0	0.0	0.0
Dispositions													
Disposition													
Battery	0.0	0.0	0.0	0.0	0.0	0.0	0.0	0.0	0.0	0.0	0.0	0.0	0.0
Gas Gathering System	299.1	282.7	286.2	319.1	315.6	0.0	0.0	0.0	0.0	0.0	0.0	0.0	1,502.7
Gas Plant	0.0	0.0	0.0	0.0	0.0	0.0	0.0	0.0	0.0	0.0	0.0	0.0	0.0
Injection Facility	0.0	0.0	0.0	0.0	0.0	0.0	0.0	0.0	0.0	0.0	0.0	0.0	0.0
Meter Station	0.0	0.0	0.0	0.0	0.0	0.0	0.0	0.0	0.0	0.0	0.0	0.0	0.0
Other	0.0	0.0	0.0	0.0	0.0	0.0	0.0	0.0	0.0	0.0	0.0	0.0	0.0
Alberta Commercial	0.0	0.0	0.0	0.0	0.0	0.0	0.0	0.0	0.0	0.0	0.0	0.0	0.0
Alberta Industrial	0.0	0.0	0.0	0.0	0.0	0.0	0.0	0.0	0.0	0.0	0.0	0.0	0.0
Alberta Residential	0.0	0.0	0.0	0.0	0.0	0.0	0.0	0.0	0.0	0.0	0.0	0.0	0.0
Alberta Elec.Generation	0.0	0.0	0.0	0.0	0.0	0.0	0.0	0.0	0.0	0.0	0.0	0.0	0.0
Shrinkage													
Acid Gas	0.0	0.0	0.0	0.0	0.0	0.0	0.0	0.0	0.0	0.0	0.0	0.0	0.0
Other products	0.0	0.4	1.0	0.5	0.6	0.0	0.0	0.0	0.0	0.0	0.0	0.0	2.5
Fuel	20.9	19.3	20.6	19.2	18.5	0.0	0.0	0.0	0.0	0.0	0.0	0.0	98.5
Flared	0.0	0.0	0.0	0.0	0.0	0.0	0.0	0.0	0.0	0.0	0.0	0.0	0.0
Vented	0.0	0.0	0.0	0.0	0.0	0.0	0.0	0.0	0.0	0.0	0.0	0.0	0.0
Diff and Other	2.5	1.8	3.1	1.1	-10.5	0.0	0.0	0.0	0.0	0.0	0.0	0.0	-2.0
Process and Frac													
Pentanes Plus	0.0	1.7	5.0	2.6	2.8	0.0	0.0	0.0	0.0	0.0	0.0	0.0	12.1
Propane	0.0	0.0	0.0	0.0	0.0	0.0	0.0	0.0	0.0	0.0	0.0	0.0	0.0
Butanes	0.0	0.0	0.0	0.0	0.0	0.0	0.0	0.0	0.0	0.0	0.0	0.0	0.0
Ethane	0.0	0.0	0.0	0.0	0.0	0.0	0.0	0.0	0.0	0.0	0.0	0.0	0.0
NGL MIX	0.0	0.0	0.0	0.0	0.0	0.0	0.0	0.0	0.0	0.0	0.0	0.0	0.0
Sulphur	0.0	0.0	0.0	0.0	0.0	0.0	0.0	0.0	0.0	0.0	0.0	0.0	0.0
Sulphur Closing Inv	0.0	0.0	0.0	0.0	0.0	0.0	0.0	0.0	0.0	0.0	0.0	0.0	0.0

Unit of Measurement: Gas and Gas equivalent products: 1000m3, Liquids: m3, Sulphur: MTS

VPR6200

Facility ID ABGS0115516
Facility Licence # 42265

Facility Name GILBY 03-28-41-4 GGS
Facility Operator A5RX BEC

Production Month	202001	202002	202003	202004	202005	202006	202007	202008	202009	202010	202011	202012	Totals
Receipts													
Receipts from Alberta Facilities	59,852.5	55,376.4	57,002.1	57,578.3	60,824.0	0.0	0.0	0.0	0.0	0.0	0.0	0.0	290,633.3
Receipts from Non-Alberta Facilities	0.0	0.0	0.0	0.0	0.0	0.0	0.0	0.0	0.0	0.0	0.0	0.0	0.0
Dispositions													
Disposition													
Battery	0.0	0.0	0.0	0.0	0.0	0.0	0.0	0.0	0.0	0.0	0.0	0.0	0.0
Gas Gathering System	57,611.9	53,302.8	54,919.8	55,912.8	59,101.1	0.0	0.0	0.0	0.0	0.0	0.0	0.0	280,848.4
Gas Plant	0.0	0.0	0.0	0.0	0.0	0.0	0.0	0.0	0.0	0.0	0.0	0.0	0.0
Injection Facility	0.0	0.0	0.0	0.0	0.0	0.0	0.0	0.0	0.0	0.0	0.0	0.0	0.0
Meter Station	0.0	0.0	0.0	0.0	0.0	0.0	0.0	0.0	0.0	0.0	0.0	0.0	0.0
Other	0.0	0.0	0.0	0.0	0.0	0.0	0.0	0.0	0.0	0.0	0.0	0.0	0.0
Alberta Commercial	0.0	0.0	0.0	0.0	0.0	0.0	0.0	0.0	0.0	0.0	0.0	0.0	0.0
Alberta Industrial	0.0	0.0	0.0	0.0	0.0	0.0	0.0	0.0	0.0	0.0	0.0	0.0	0.0
Alberta Residential	0.0	0.0	0.0	0.0	0.0	0.0	0.0	0.0	0.0	0.0	0.0	0.0	0.0
Alberta Elec.Generation	0.0	0.0	0.0	0.0	0.0	0.0	0.0	0.0	0.0	0.0	0.0	0.0	0.0
Shrinkage													
Acid Gas	0.0	0.0	0.0	0.0	0.0	0.0	0.0	0.0	0.0	0.0	0.0	0.0	0.0
Other products	11.3	0.6	0.6	0.8	1.2	0.0	0.0	0.0	0.0	0.0	0.0	0.0	14.5
Fuel	1,229.3	1,175.0	1,227.0	1,203.4	1,396.1	0.0	0.0	0.0	0.0	0.0	0.0	0.0	6,230.8
Flared	18.1	6.7	17.6	18.5	14.0	0.0	0.0	0.0	0.0	0.0	0.0	0.0	74.9
Vented	4.2	6.1	3.8	3.6	3.8	0.0	0.0	0.0	0.0	0.0	0.0	0.0	21.5
Diff and Other	977.7	885.2	833.3	439.2	307.8	0.0	0.0	0.0	0.0	0.0	0.0	0.0	3,443.2
Process and Frac													
Pentanes Plus	54.5	3.0	3.1	4.0	5.8	0.0	0.0	0.0	0.0	0.0	0.0	0.0	70.4
Propane	0.0	0.0	0.0	0.0	0.0	0.0	0.0	0.0	0.0	0.0	0.0	0.0	0.0
Butanes	0.0	0.0	0.0	0.0	0.0	0.0	0.0	0.0	0.0	0.0	0.0	0.0	0.0
Ethane	0.0	0.0	0.0	0.0	0.0	0.0	0.0	0.0	0.0	0.0	0.0	0.0	0.0
NGL MIX	0.0	0.0	0.0	0.0	0.0	0.0	0.0	0.0	0.0	0.0	0.0	0.0	0.0
Sulphur	0.0	0.0	0.0	0.0	0.0	0.0	0.0	0.0	0.0	0.0	0.0	0.0	0.0
Sulphur Closing Inv	0.0	0.0	0.0	0.0	0.0	0.0	0.0	0.0	0.0	0.0	0.0	0.0	0.0

Unit of Measurement: Gas and Gas equivalent products: 1000m3, Liquids: m3, Sulphur: MTS

VPR6200

Facility ID ABGS0115585
Facility Licence # 42959

Facility Name MCLEOD RIVER 06-04
Facility Operator A1GR PINE CLIFF

Production Month	202001	202002	202003	202004	202005	202006	202007	202008	202009	202010	202011	202012	Totals
Receipts													
Receipts from Alberta Facilities	597.7	463.1	475.5	471.5	497.6	0.0	0.0	0.0	0.0	0.0	0.0	0.0	2,505.4
Receipts from Non-Alberta Facilities	0.0	0.0	0.0	0.0	0.0	0.0	0.0	0.0	0.0	0.0	0.0	0.0	0.0
Dispositions													
Disposition													
Battery	0.0	0.0	0.0	0.0	0.0	0.0	0.0	0.0	0.0	0.0	0.0	0.0	0.0
Gas Gathering System	455.5	420.8	427.7	409.6	449.9	0.0	0.0	0.0	0.0	0.0	0.0	0.0	2,163.5
Gas Plant	0.0	0.0	0.0	0.0	0.0	0.0	0.0	0.0	0.0	0.0	0.0	0.0	0.0
Injection Facility	0.0	0.0	0.0	0.0	0.0	0.0	0.0	0.0	0.0	0.0	0.0	0.0	0.0
Meter Station	0.0	0.0	0.0	0.0	0.0	0.0	0.0	0.0	0.0	0.0	0.0	0.0	0.0
Other	0.0	0.0	0.0	0.0	0.0	0.0	0.0	0.0	0.0	0.0	0.0	0.0	0.0
Alberta Commercial	0.0	0.0	0.0	0.0	0.0	0.0	0.0	0.0	0.0	0.0	0.0	0.0	0.0
Alberta Industrial	0.0	0.0	0.0	0.0	0.0	0.0	0.0	0.0	0.0	0.0	0.0	0.0	0.0
Alberta Residential	0.0	0.0	0.0	0.0	0.0	0.0	0.0	0.0	0.0	0.0	0.0	0.0	0.0
Alberta Elec.Generation	0.0	0.0	0.0	0.0	0.0	0.0	0.0	0.0	0.0	0.0	0.0	0.0	0.0
Shrinkage													
Acid Gas	0.0	0.0	0.0	0.0	0.0	0.0	0.0	0.0	0.0	0.0	0.0	0.0	0.0
Other products	2.7	0.0	0.0	1.9	1.2	0.0	0.0	0.0	0.0	0.0	0.0	0.0	5.8
Fuel	36.3	31.9	34.7	35.2	32.6	0.0	0.0	0.0	0.0	0.0	0.0	0.0	170.7
Flared	0.0	0.0	0.0	0.0	0.0	0.0	0.0	0.0	0.0	0.0	0.0	0.0	0.0
Vented	0.1	0.1	0.1	0.1	0.1	0.0	0.0	0.0	0.0	0.0	0.0	0.0	0.5
Diff and Other	103.1	10.3	13.0	24.7	13.8	0.0	0.0	0.0	0.0	0.0	0.0	0.0	164.9
Process and Frac													
Pentanes Plus	12.9	0.0	0.2	9.4	6.0	0.0	0.0	0.0	0.0	0.0	0.0	0.0	28.5
Propane	0.0	0.0	0.0	0.0	0.0	0.0	0.0	0.0	0.0	0.0	0.0	0.0	0.0
Butanes	0.0	0.0	0.0	0.0	0.0	0.0	0.0	0.0	0.0	0.0	0.0	0.0	0.0
Ethane	0.0	0.0	0.0	0.0	0.0	0.0	0.0	0.0	0.0	0.0	0.0	0.0	0.0
NGL MIX	0.0	0.0	0.0	0.0	0.0	0.0	0.0	0.0	0.0	0.0	0.0	0.0	0.0
Sulphur	0.0	0.0	0.0	0.0	0.0	0.0	0.0	0.0	0.0	0.0	0.0	0.0	0.0
Sulphur Closing Inv	0.0	0.0	0.0	0.0	0.0	0.0	0.0	0.0	0.0	0.0	0.0	0.0	0.0

Unit of Measurement: Gas and Gas equivalent products: 1000m3, Liquids: m3, Sulphur: MTS

VPR6200

Facility ID ABGS0115614
Facility Licence # 36268

Facility Name Pennwest WillGr
Facility Operator OBP8 OBE

Production Month	202001	202002	202003	202004	202005	202006	202007	202008	202009	202010	202011	202012	Totals
Receipts													
Receipts from Alberta Facilities	1,874.6	1,767.9	2,072.8	2,009.0	1,993.7	0.0	0.0	0.0	0.0	0.0	0.0	0.0	9,718.0
Receipts from Non-Alberta Facilities	0.0	0.0	0.0	0.0	0.0	0.0	0.0	0.0	0.0	0.0	0.0	0.0	0.0
Dispositions													
Disposition													
Battery	18.7	14.4	14.8	22.7	16.9	0.0	0.0	0.0	0.0	0.0	0.0	0.0	87.5
Gas Gathering System	2,044.3	1,930.0	2,084.3	1,995.8	2,014.7	0.0	0.0	0.0	0.0	0.0	0.0	0.0	10,069.1
Gas Plant	0.0	0.0	0.0	0.0	0.0	0.0	0.0	0.0	0.0	0.0	0.0	0.0	0.0
Injection Facility	0.0	0.0	0.0	0.0	0.0	0.0	0.0	0.0	0.0	0.0	0.0	0.0	0.0
Meter Station	0.0	0.0	0.0	0.0	0.0	0.0	0.0	0.0	0.0	0.0	0.0	0.0	0.0
Other	0.0	0.0	0.0	0.0	0.0	0.0	0.0	0.0	0.0	0.0	0.0	0.0	0.0
Alberta Commercial	0.0	0.0	0.0	0.0	0.0	0.0	0.0	0.0	0.0	0.0	0.0	0.0	0.0
Alberta Industrial	0.0	0.0	0.0	0.0	0.0	0.0	0.0	0.0	0.0	0.0	0.0	0.0	0.0
Alberta Residential	0.0	0.0	0.0	0.0	0.0	0.0	0.0	0.0	0.0	0.0	0.0	0.0	0.0
Alberta Elec.Generation	0.0	0.0	0.0	0.0	0.0	0.0	0.0	0.0	0.0	0.0	0.0	0.0	0.0
Shrinkage													
Acid Gas	0.0	0.0	0.0	0.0	0.0	0.0	0.0	0.0	0.0	0.0	0.0	0.0	0.0
Other products	17.8	15.3	13.7	17.6	13.8	0.0	0.0	0.0	0.0	0.0	0.0	0.0	78.2
Fuel	4.3	7.5	8.1	7.8	4.8	0.0	0.0	0.0	0.0	0.0	0.0	0.0	32.5
Flared	0.0	0.0	0.0	0.0	0.0	0.0	0.0	0.0	0.0	0.0	0.0	0.0	0.0
Vented	0.0	0.0	0.0	0.0	0.0	0.0	0.0	0.0	0.0	0.0	0.0	0.0	0.0
Diff and Other	-210.5	-199.3	-48.1	-34.9	-56.5	0.0	0.0	0.0	0.0	0.0	0.0	0.0	-549.3
Process and Frac													
Pentanes Plus	86.1	74.1	66.4	85.1	66.9	0.0	0.0	0.0	0.0	0.0	0.0	0.0	378.6
Propane	0.0	0.0	0.0	0.0	0.0	0.0	0.0	0.0	0.0	0.0	0.0	0.0	0.0
Butanes	0.0	0.0	0.0	0.0	0.0	0.0	0.0	0.0	0.0	0.0	0.0	0.0	0.0
Ethane	0.0	0.0	0.0	0.0	0.0	0.0	0.0	0.0	0.0	0.0	0.0	0.0	0.0
NGL MIX	0.0	0.0	0.0	0.0	0.0	0.0	0.0	0.0	0.0	0.0	0.0	0.0	0.0
Sulphur	0.0	0.0	0.0	0.0	0.0	0.0	0.0	0.0	0.0	0.0	0.0	0.0	0.0
Sulphur Closing Inv	0.0	0.0	0.0	0.0	0.0	0.0	0.0	0.0	0.0	0.0	0.0	0.0	0.0

Unit of Measurement: Gas and Gas equivalent products: 1000m3, Liquids: m3, Sulphur: MTS

VPR6200

Facility ID ABGS0115991
Facility Licence # 26718

Facility Name Mulligan 8-34-081-10W6 GS
Facility Operator OHE9 CNRL

Production Month	202001	202002	202003	202004	202005	202006	202007	202008	202009	202010	202011	202012	Totals
Receipts													
Receipts from Alberta Facilities	1,178.9	1,135.9	1,201.5	935.2	855.7	0.0	0.0	0.0	0.0	0.0	0.0	0.0	5,307.2
Receipts from Non-Alberta Facilities	0.0	0.0	0.0	0.0	0.0	0.0	0.0	0.0	0.0	0.0	0.0	0.0	0.0
Dispositions													
Disposition													
Battery	0.0	0.0	0.0	0.0	0.0	0.0	0.0	0.0	0.0	0.0	0.0	0.0	0.0
Gas Gathering System	1,053.7	1,027.8	1,125.1	834.8	836.9	0.0	0.0	0.0	0.0	0.0	0.0	0.0	4,878.3
Gas Plant	0.0	0.0	0.0	0.0	0.0	0.0	0.0	0.0	0.0	0.0	0.0	0.0	0.0
Injection Facility	0.0	0.0	0.0	0.0	0.0	0.0	0.0	0.0	0.0	0.0	0.0	0.0	0.0
Meter Station	0.0	0.0	0.0	0.0	0.0	0.0	0.0	0.0	0.0	0.0	0.0	0.0	0.0
Other	0.0	0.0	0.0	0.0	0.0	0.0	0.0	0.0	0.0	0.0	0.0	0.0	0.0
Alberta Commercial	0.0	0.0	0.0	0.0	0.0	0.0	0.0	0.0	0.0	0.0	0.0	0.0	0.0
Alberta Industrial	0.0	0.0	0.0	0.0	0.0	0.0	0.0	0.0	0.0	0.0	0.0	0.0	0.0
Alberta Residential	0.0	0.0	0.0	0.0	0.0	0.0	0.0	0.0	0.0	0.0	0.0	0.0	0.0
Alberta Elec.Generation	0.0	0.0	0.0	0.0	0.0	0.0	0.0	0.0	0.0	0.0	0.0	0.0	0.0
Shrinkage													
Acid Gas	0.0	0.0	0.0	0.0	0.0	0.0	0.0	0.0	0.0	0.0	0.0	0.0	0.0
Other products	1.1	0.7	2.1	0.5	0.2	0.0	0.0	0.0	0.0	0.0	0.0	0.0	4.6
Fuel	55.6	51.9	53.3	49.8	43.5	0.0	0.0	0.0	0.0	0.0	0.0	0.0	254.1
Flared	5.5	5.9	6.1	5.6	6.3	0.0	0.0	0.0	0.0	0.0	0.0	0.0	29.4
Vented	0.0	0.0	0.0	0.0	0.0	0.0	0.0	0.0	0.0	0.0	0.0	0.0	0.0
Diff and Other	63.0	49.6	14.9	44.5	-31.2	0.0	0.0	0.0	0.0	0.0	0.0	0.0	140.8
Process and Frac													
Pentanes Plus	5.4	3.3	10.0	2.6	1.0	0.0	0.0	0.0	0.0	0.0	0.0	0.0	22.3
Propane	0.0	0.0	0.0	0.0	0.0	0.0	0.0	0.0	0.0	0.0	0.0	0.0	0.0
Butanes	0.0	0.0	0.0	0.0	0.0	0.0	0.0	0.0	0.0	0.0	0.0	0.0	0.0
Ethane	0.0	0.0	0.0	0.0	0.0	0.0	0.0	0.0	0.0	0.0	0.0	0.0	0.0
NGL MIX	0.0	0.0	0.0	0.0	0.0	0.0	0.0	0.0	0.0	0.0	0.0	0.0	0.0
Sulphur	0.0	0.0	0.0	0.0	0.0	0.0	0.0	0.0	0.0	0.0	0.0	0.0	0.0
Sulphur Closing Inv	0.0	0.0	0.0	0.0	0.0	0.0	0.0	0.0	0.0	0.0	0.0	0.0	0.0

Unit of Measurement: Gas and Gas equivalent products: 1000m3, Liquids: m3, Sulphur: MTS

VPR6200

Facility ID ABGS0116031

Facility Name SADDLE HILLS 3-14-75-7w6 TO TEEPEE

Facility Licence # 29249

Facility Operator OHE9 CNRL

Production Month	202001	202002	202003	202004	202005	202006	202007	202008	202009	202010	202011	202012	Totals
Receipts													
Receipts from Alberta Facilities	3,170.9	3,054.6	2,968.3	2,677.5	1,031.2	0.0	0.0	0.0	0.0	0.0	0.0	0.0	12,902.5
Receipts from Non-Alberta Facilities	0.0	0.0	0.0	0.0	0.0	0.0	0.0	0.0	0.0	0.0	0.0	0.0	0.0
Dispositions													
Disposition Battery	2,968.9	2,839.0	2,721.0	2,459.4	873.5	0.0	0.0	0.0	0.0	0.0	0.0	0.0	11,861.8
Gas Gathering System	0.0	0.0	0.0	0.0	0.0	0.0	0.0	0.0	0.0	0.0	0.0	0.0	0.0
Gas Plant	0.0	0.0	0.0	0.0	0.0	0.0	0.0	0.0	0.0	0.0	0.0	0.0	0.0
Injection Facility	0.0	0.0	0.0	0.0	0.0	0.0	0.0	0.0	0.0	0.0	0.0	0.0	0.0
Meter Station	0.0	0.0	0.0	0.0	0.0	0.0	0.0	0.0	0.0	0.0	0.0	0.0	0.0
Other	0.0	0.0	0.0	0.0	0.0	0.0	0.0	0.0	0.0	0.0	0.0	0.0	0.0
Alberta Commercial	0.0	0.0	0.0	0.0	0.0	0.0	0.0	0.0	0.0	0.0	0.0	0.0	0.0
Alberta Industrial	0.0	0.0	0.0	0.0	0.0	0.0	0.0	0.0	0.0	0.0	0.0	0.0	0.0
Alberta Residential	0.0	0.0	0.0	0.0	0.0	0.0	0.0	0.0	0.0	0.0	0.0	0.0	0.0
Alberta Elec.Generation	0.0	0.0	0.0	0.0	0.0	0.0	0.0	0.0	0.0	0.0	0.0	0.0	0.0
Shrinkage Acid Gas	0.0	0.0	0.0	0.0	0.0	0.0	0.0	0.0	0.0	0.0	0.0	0.0	0.0
Other products	3.7	2.2	4.5	2.9	0.5	0.0	0.0	0.0	0.0	0.0	0.0	0.0	13.8
Fuel	131.5	124.6	122.9	138.2	130.8	0.0	0.0	0.0	0.0	0.0	0.0	0.0	648.0
Flared	0.0	0.1	0.0	0.0	0.4	0.0	0.0	0.0	0.0	0.0	0.0	0.0	0.5
Vented	0.0	0.0	0.0	0.0	0.0	0.0	0.0	0.0	0.0	0.0	0.0	0.0	0.0
Diff and Other	66.8	88.7	119.9	77.0	26.0	0.0	0.0	0.0	0.0	0.0	0.0	0.0	378.4
Process and Frac													
Pentanes Plus	17.7	10.5	21.8	14.0	2.3	0.0	0.0	0.0	0.0	0.0	0.0	0.0	66.3
Propane	0.0	0.0	0.0	0.0	0.0	0.0	0.0	0.0	0.0	0.0	0.0	0.0	0.0
Butanes	0.0	0.0	0.0	0.0	0.0	0.0	0.0	0.0	0.0	0.0	0.0	0.0	0.0
Ethane	0.0	0.0	0.0	0.0	0.0	0.0	0.0	0.0	0.0	0.0	0.0	0.0	0.0
NGL MIX	0.0	0.0	0.0	0.0	0.0	0.0	0.0	0.0	0.0	0.0	0.0	0.0	0.0
Sulphur	0.0	0.0	0.0	0.0	0.0	0.0	0.0	0.0	0.0	0.0	0.0	0.0	0.0
Sulphur Closing Inv	0.0	0.0	0.0	0.0	0.0	0.0	0.0	0.0	0.0	0.0	0.0	0.0	0.0

Unit of Measurement: Gas and Gas equivalent products: 1000m3, Liquids: m3, Sulphur: MTS

VPR6200

Facility ID ABGS0116261

Facility Name Pine Creek 16-23-054-17W5 GS

Facility Licence # 39801

Facility Operator A5YK VELVET

Production Month	202001	202002	202003	202004	202005	202006	202007	202008	202009	202010	202011	202012	Totals
Receipts													
Receipts from Alberta Facilities	3,691.1	3,391.2	3,556.6	3,404.3	3,484.8	0.0	0.0	0.0	0.0	0.0	0.0	0.0	17,528.0
Receipts from Non-Alberta Facilities	0.0	0.0	0.0	0.0	0.0	0.0	0.0	0.0	0.0	0.0	0.0	0.0	0.0
Dispositions													
Disposition													
Battery	0.0	0.0	0.0	0.0	0.0	0.0	0.0	0.0	0.0	0.0	0.0	0.0	0.0
Gas Gathering System	3,507.1	3,212.4	3,308.7	3,173.9	3,212.1	0.0	0.0	0.0	0.0	0.0	0.0	0.0	16,414.2
Gas Plant	0.0	0.0	0.0	0.0	0.0	0.0	0.0	0.0	0.0	0.0	0.0	0.0	0.0
Injection Facility	0.0	0.0	0.0	0.0	0.0	0.0	0.0	0.0	0.0	0.0	0.0	0.0	0.0
Meter Station	0.0	0.0	0.0	0.0	0.0	0.0	0.0	0.0	0.0	0.0	0.0	0.0	0.0
Other	0.0	0.0	0.0	0.0	0.0	0.0	0.0	0.0	0.0	0.0	0.0	0.0	0.0
Alberta Commercial	0.0	0.0	0.0	0.0	0.0	0.0	0.0	0.0	0.0	0.0	0.0	0.0	0.0
Alberta Industrial	0.0	0.0	0.0	0.0	0.0	0.0	0.0	0.0	0.0	0.0	0.0	0.0	0.0
Alberta Residential	0.0	0.0	0.0	0.0	0.0	0.0	0.0	0.0	0.0	0.0	0.0	0.0	0.0
Alberta Elec.Generation	0.0	0.0	0.0	0.0	0.0	0.0	0.0	0.0	0.0	0.0	0.0	0.0	0.0
Shrinkage													
Acid Gas	0.0	0.0	0.0	0.0	0.0	0.0	0.0	0.0	0.0	0.0	0.0	0.0	0.0
Other products	38.6	31.2	43.0	37.6	31.1	0.0	0.0	0.0	0.0	0.0	0.0	0.0	181.5
Fuel	175.2	163.2	172.0	136.8	145.4	0.0	0.0	0.0	0.0	0.0	0.0	0.0	792.6
Flared	0.0	0.0	0.0	39.0	40.3	0.0	0.0	0.0	0.0	0.0	0.0	0.0	79.3
Vented	0.0	0.0	0.0	0.0	0.0	0.0	0.0	0.0	0.0	0.0	0.0	0.0	0.0
Diff and Other	-29.8	-15.6	32.9	17.0	55.9	0.0	0.0	0.0	0.0	0.0	0.0	0.0	60.4
Process and Frac													
Pentanes Plus	186.8	150.9	207.9	181.9	150.3	0.0	0.0	0.0	0.0	0.0	0.0	0.0	877.8
Propane	0.0	0.0	0.0	0.0	0.0	0.0	0.0	0.0	0.0	0.0	0.0	0.0	0.0
Butanes	0.0	0.0	0.0	0.0	0.0	0.0	0.0	0.0	0.0	0.0	0.0	0.0	0.0
Ethane	0.0	0.0	0.0	0.0	0.0	0.0	0.0	0.0	0.0	0.0	0.0	0.0	0.0
NGL MIX	0.0	0.0	0.0	0.0	0.0	0.0	0.0	0.0	0.0	0.0	0.0	0.0	0.0
Sulphur	0.0	0.0	0.0	0.0	0.0	0.0	0.0	0.0	0.0	0.0	0.0	0.0	0.0
Sulphur Closing Inv	0.0	0.0	0.0	0.0	0.0	0.0	0.0	0.0	0.0	0.0	0.0	0.0	0.0

Unit of Measurement: Gas and Gas equivalent products: 1000m3, Liquids: m3, Sulphur: MTS

VPR6200

Facility ID ABGS0116374

Facility Name WILGRN 04-04-042-05W5 GGS

Facility Licence # 9062

Facility Operator A5RX BEC

Production Month	202001	202002	202003	202004	202005	202006	202007	202008	202009	202010	202011	202012	Totals
Receipts													
Receipts from Alberta Facilities	335.8	331.8	304.3	329.3	365.2	0.0	0.0	0.0	0.0	0.0	0.0	0.0	1,666.4
Receipts from Non-Alberta Facilities	0.0	0.0	0.0	0.0	0.0	0.0	0.0	0.0	0.0	0.0	0.0	0.0	0.0
Dispositions													
Disposition													
Battery	0.0	0.0	0.0	0.0	0.0	0.0	0.0	0.0	0.0	0.0	0.0	0.0	0.0
Gas Gathering System	351.1	335.0	324.1	367.6	409.9	0.0	0.0	0.0	0.0	0.0	0.0	0.0	1,787.7
Gas Plant	0.0	0.0	0.0	0.0	0.0	0.0	0.0	0.0	0.0	0.0	0.0	0.0	0.0
Injection Facility	0.0	0.0	0.0	0.0	0.0	0.0	0.0	0.0	0.0	0.0	0.0	0.0	0.0
Meter Station	0.0	0.0	0.0	0.0	0.0	0.0	0.0	0.0	0.0	0.0	0.0	0.0	0.0
Other	0.0	0.0	0.0	0.0	0.0	0.0	0.0	0.0	0.0	0.0	0.0	0.0	0.0
Alberta Commercial	0.0	0.0	0.0	0.0	0.0	0.0	0.0	0.0	0.0	0.0	0.0	0.0	0.0
Alberta Industrial	0.0	0.0	0.0	0.0	0.0	0.0	0.0	0.0	0.0	0.0	0.0	0.0	0.0
Alberta Residential	0.0	0.0	0.0	0.0	0.0	0.0	0.0	0.0	0.0	0.0	0.0	0.0	0.0
Alberta Elec.Generation	0.0	0.0	0.0	0.0	0.0	0.0	0.0	0.0	0.0	0.0	0.0	0.0	0.0
Shrinkage													
Acid Gas	0.0	0.0	0.0	0.0	0.0	0.0	0.0	0.0	0.0	0.0	0.0	0.0	0.0
Other products	2.8	1.2	2.3	2.7	5.5	0.0	0.0	0.0	0.0	0.0	0.0	0.0	14.5
Fuel	7.5	7.3	27.0	15.6	16.9	0.0	0.0	0.0	0.0	0.0	0.0	0.0	74.3
Flared	0.0	0.0	0.0	0.0	1.5	0.0	0.0	0.0	0.0	0.0	0.0	0.0	1.5
Vented	1.1	0.7	2.4	1.4	0.0	0.0	0.0	0.0	0.0	0.0	0.0	0.0	5.6
Diff and Other	-26.7	-12.4	-51.5	-58.0	-68.6	0.0	0.0	0.0	0.0	0.0	0.0	0.0	-217.2
Process and Frac													
Pentanes Plus	13.5	5.9	11.2	13.2	26.4	0.0	0.0	0.0	0.0	0.0	0.0	0.0	70.2
Propane	0.0	0.0	0.0	0.0	0.0	0.0	0.0	0.0	0.0	0.0	0.0	0.0	0.0
Butanes	0.0	0.0	0.0	0.0	0.0	0.0	0.0	0.0	0.0	0.0	0.0	0.0	0.0
Ethane	0.0	0.0	0.0	0.0	0.0	0.0	0.0	0.0	0.0	0.0	0.0	0.0	0.0
NGL MIX	0.0	0.0	0.0	0.0	0.0	0.0	0.0	0.0	0.0	0.0	0.0	0.0	0.0
Sulphur	0.0	0.0	0.0	0.0	0.0	0.0	0.0	0.0	0.0	0.0	0.0	0.0	0.0
Sulphur Closing Inv	0.0	0.0	0.0	0.0	0.0	0.0	0.0	0.0	0.0	0.0	0.0	0.0	0.0

Unit of Measurement: Gas and Gas equivalent products: 1000m3, Liquids: m3, Sulphur: MTS

VPR6200

Facility ID ABGS0116598
Facility Licence # 42916

Facility Name 02/12-12-048-11W5 BRAZEAU GS
Facility Operator A6GD SINOPEC

Production Month	202001	202002	202003	202004	202005	202006	202007	202008	202009	202010	202011	202012	Totals
Receipts													
Receipts from Alberta Facilities	681.2	679.5	695.5	652.8	459.9	0.0	0.0	0.0	0.0	0.0	0.0	0.0	3,168.9
Receipts from Non-Alberta Facilities	0.0	0.0	0.0	0.0	0.0	0.0	0.0	0.0	0.0	0.0	0.0	0.0	0.0
Dispositions													
Disposition													
Battery	0.0	0.0	0.0	0.0	0.0	0.0	0.0	0.0	0.0	0.0	0.0	0.0	0.0
Gas Gathering System	677.1	651.8	670.6	643.4	460.3	0.0	0.0	0.0	0.0	0.0	0.0	0.0	3,103.2
Gas Plant	0.0	0.0	0.0	0.0	0.0	0.0	0.0	0.0	0.0	0.0	0.0	0.0	0.0
Injection Facility	0.0	0.0	0.0	0.0	0.0	0.0	0.0	0.0	0.0	0.0	0.0	0.0	0.0
Meter Station	0.0	0.0	0.0	0.0	0.0	0.0	0.0	0.0	0.0	0.0	0.0	0.0	0.0
Other	0.0	0.0	0.0	0.0	0.0	0.0	0.0	0.0	0.0	0.0	0.0	0.0	0.0
Alberta Commercial	0.0	0.0	0.0	0.0	0.0	0.0	0.0	0.0	0.0	0.0	0.0	0.0	0.0
Alberta Industrial	0.0	0.0	0.0	0.0	0.0	0.0	0.0	0.0	0.0	0.0	0.0	0.0	0.0
Alberta Residential	0.0	0.0	0.0	0.0	0.0	0.0	0.0	0.0	0.0	0.0	0.0	0.0	0.0
Alberta Elec.Generation	0.0	0.0	0.0	0.0	0.0	0.0	0.0	0.0	0.0	0.0	0.0	0.0	0.0
Shrinkage													
Acid Gas	0.0	0.0	0.0	0.0	0.0	0.0	0.0	0.0	0.0	0.0	0.0	0.0	0.0
Other products	5.7	4.8	4.3	2.9	1.2	0.0	0.0	0.0	0.0	0.0	0.0	0.0	18.9
Fuel	56.6	52.5	56.4	54.5	56.2	0.0	0.0	0.0	0.0	0.0	0.0	0.0	276.2
Flared	0.0	0.0	0.0	0.0	0.0	0.0	0.0	0.0	0.0	0.0	0.0	0.0	0.0
Vented	8.1	4.7	9.1	7.6	4.7	0.0	0.0	0.0	0.0	0.0	0.0	0.0	34.2
Diff and Other	-66.3	-34.3	-44.9	-55.6	-62.5	0.0	0.0	0.0	0.0	0.0	0.0	0.0	-263.6
Process and Frac													
Pentanes Plus	27.6	23.0	20.8	14.0	5.8	0.0	0.0	0.0	0.0	0.0	0.0	0.0	91.2
Propane	0.0	0.0	0.0	0.0	0.0	0.0	0.0	0.0	0.0	0.0	0.0	0.0	0.0
Butanes	0.0	0.0	0.0	0.0	0.0	0.0	0.0	0.0	0.0	0.0	0.0	0.0	0.0
Ethane	0.0	0.0	0.0	0.0	0.0	0.0	0.0	0.0	0.0	0.0	0.0	0.0	0.0
NGL MIX	0.0	0.0	0.0	0.0	0.0	0.0	0.0	0.0	0.0	0.0	0.0	0.0	0.0
Sulphur	0.0	0.0	0.0	0.0	0.0	0.0	0.0	0.0	0.0	0.0	0.0	0.0	0.0
Sulphur Closing Inv	0.0	0.0	0.0	0.0	0.0	0.0	0.0	0.0	0.0	0.0	0.0	0.0	0.0

Unit of Measurement: Gas and Gas equivalent products: 1000m3, Liquids: m3, Sulphur: MTS

VPR6200

Facility ID ABGS0116601

Facility Name Pennwest Med River

Facility Licence # 7385

Facility Operator OTM9 NAL

Production Month	202001	202002	202003	202004	202005	202006	202007	202008	202009	202010	202011	202012	Totals
Receipts													
Receipts from Alberta Facilities	113.4	101.3	106.9	100.4	105.0	0.0	0.0	0.0	0.0	0.0	0.0	0.0	527.0
Receipts from Non-Alberta Facilities	0.0	0.0	0.0	0.0	0.0	0.0	0.0	0.0	0.0	0.0	0.0	0.0	0.0
Dispositions													
Disposition													
Battery	0.0	0.0	0.0	0.0	0.0	0.0	0.0	0.0	0.0	0.0	0.0	0.0	0.0
Gas Gathering System	98.9	92.3	95.9	93.4	96.9	0.0	0.0	0.0	0.0	0.0	0.0	0.0	477.4
Gas Plant	0.0	0.0	0.0	0.0	0.0	0.0	0.0	0.0	0.0	0.0	0.0	0.0	0.0
Injection Facility	0.0	0.0	0.0	0.0	0.0	0.0	0.0	0.0	0.0	0.0	0.0	0.0	0.0
Meter Station	0.0	0.0	0.0	0.0	0.0	0.0	0.0	0.0	0.0	0.0	0.0	0.0	0.0
Other	0.0	0.0	0.0	0.0	0.0	0.0	0.0	0.0	0.0	0.0	0.0	0.0	0.0
Alberta Commercial	0.0	0.0	0.0	0.0	0.0	0.0	0.0	0.0	0.0	0.0	0.0	0.0	0.0
Alberta Industrial	0.0	0.0	0.0	0.0	0.0	0.0	0.0	0.0	0.0	0.0	0.0	0.0	0.0
Alberta Residential	0.0	0.0	0.0	0.0	0.0	0.0	0.0	0.0	0.0	0.0	0.0	0.0	0.0
Alberta Elec.Generation	0.0	0.0	0.0	0.0	0.0	0.0	0.0	0.0	0.0	0.0	0.0	0.0	0.0
Shrinkage													
Acid Gas	0.0	0.0	0.0	0.0	0.0	0.0	0.0	0.0	0.0	0.0	0.0	0.0	0.0
Other products	1.3	0.6	1.0	0.4	0.2	0.0	0.0	0.0	0.0	0.0	0.0	0.0	3.5
Fuel	10.9	10.8	11.3	11.6	12.4	0.0	0.0	0.0	0.0	0.0	0.0	0.0	57.0
Flared	0.0	0.0	0.0	0.0	0.0	0.0	0.0	0.0	0.0	0.0	0.0	0.0	0.0
Vented	0.0	0.0	0.0	0.0	0.0	0.0	0.0	0.0	0.0	0.0	0.0	0.0	0.0
Diff and Other	2.3	-2.4	-1.3	-5.0	-4.5	0.0	0.0	0.0	0.0	0.0	0.0	0.0	-10.9
Process and Frac													
Pentanes Plus	6.3	3.0	4.9	1.9	1.2	0.0	0.0	0.0	0.0	0.0	0.0	0.0	17.3
Propane	0.0	0.0	0.0	0.0	0.0	0.0	0.0	0.0	0.0	0.0	0.0	0.0	0.0
Butanes	0.0	0.0	0.0	0.0	0.0	0.0	0.0	0.0	0.0	0.0	0.0	0.0	0.0
Ethane	0.0	0.0	0.0	0.0	0.0	0.0	0.0	0.0	0.0	0.0	0.0	0.0	0.0
NGL MIX	0.0	0.0	0.0	0.0	0.0	0.0	0.0	0.0	0.0	0.0	0.0	0.0	0.0
Sulphur	0.0	0.0	0.0	0.0	0.0	0.0	0.0	0.0	0.0	0.0	0.0	0.0	0.0
Sulphur Closing Inv	0.0	0.0	0.0	0.0	0.0	0.0	0.0	0.0	0.0	0.0	0.0	0.0	0.0

Unit of Measurement: Gas and Gas equivalent products: 1000m3, Liquids: m3, Sulphur: MTS

VPR6200

Facility ID ABGS0116647
Facility Licence # 37232

Facility Name HARMATTAN 102/09-05-031-02W5 GGS
Facility Operator OYH6 TRANSGLOBE

Production Month	202001	202002	202003	202004	202005	202006	202007	202008	202009	202010	202011	202012	Totals
Receipts													
Receipts from Alberta Facilities	2,459.8	2,263.8	2,355.3	2,240.3	2,324.1	0.0	0.0	0.0	0.0	0.0	0.0	0.0	11,643.3
Receipts from Non-Alberta Facilities	0.0	0.0	0.0	0.0	0.0	0.0	0.0	0.0	0.0	0.0	0.0	0.0	0.0
Dispositions													
Disposition													
Battery	0.0	0.0	0.0	0.0	0.0	0.0	0.0	0.0	0.0	0.0	0.0	0.0	0.0
Gas Gathering System	2,429.0	2,252.9	2,337.1	2,229.0	2,319.9	0.0	0.0	0.0	0.0	0.0	0.0	0.0	11,567.9
Gas Plant	0.0	0.0	0.0	0.0	0.0	0.0	0.0	0.0	0.0	0.0	0.0	0.0	0.0
Injection Facility	0.0	0.0	0.0	0.0	0.0	0.0	0.0	0.0	0.0	0.0	0.0	0.0	0.0
Meter Station	0.0	0.0	0.0	0.0	0.0	0.0	0.0	0.0	0.0	0.0	0.0	0.0	0.0
Other	0.0	0.0	0.0	0.0	0.0	0.0	0.0	0.0	0.0	0.0	0.0	0.0	0.0
Alberta Commercial	0.0	0.0	0.0	0.0	0.0	0.0	0.0	0.0	0.0	0.0	0.0	0.0	0.0
Alberta Industrial	0.0	0.0	0.0	0.0	0.0	0.0	0.0	0.0	0.0	0.0	0.0	0.0	0.0
Alberta Residential	0.0	0.0	0.0	0.0	0.0	0.0	0.0	0.0	0.0	0.0	0.0	0.0	0.0
Alberta Elec.Generation	0.0	0.0	0.0	0.0	0.0	0.0	0.0	0.0	0.0	0.0	0.0	0.0	0.0
Shrinkage													
Acid Gas	0.0	0.0	0.0	0.0	0.0	0.0	0.0	0.0	0.0	0.0	0.0	0.0	0.0
Other products	0.0	0.0	1.9	0.0	0.0	0.0	0.0	0.0	0.0	0.0	0.0	0.0	1.9
Fuel	88.6	85.4	83.2	85.8	88.2	0.0	0.0	0.0	0.0	0.0	0.0	0.0	431.2
Flared	0.0	27.0	42.7	28.3	30.9	0.0	0.0	0.0	0.0	0.0	0.0	0.0	128.9
Vented	0.0	3.6	3.6	3.6	3.8	0.0	0.0	0.0	0.0	0.0	0.0	0.0	14.6
Diff and Other	-57.8	-105.1	-113.2	-106.4	-118.7	0.0	0.0	0.0	0.0	0.0	0.0	0.0	-501.2
Process and Frac													
Pentanes Plus	0.0	0.0	9.2	0.0	0.0	0.0	0.0	0.0	0.0	0.0	0.0	0.0	9.2
Propane	0.0	0.0	0.0	0.0	0.0	0.0	0.0	0.0	0.0	0.0	0.0	0.0	0.0
Butanes	0.0	0.0	0.0	0.0	0.0	0.0	0.0	0.0	0.0	0.0	0.0	0.0	0.0
Ethane	0.0	0.0	0.0	0.0	0.0	0.0	0.0	0.0	0.0	0.0	0.0	0.0	0.0
NGL MIX	0.0	0.0	0.0	0.0	0.0	0.0	0.0	0.0	0.0	0.0	0.0	0.0	0.0
Sulphur	0.0	0.0	0.0	0.0	0.0	0.0	0.0	0.0	0.0	0.0	0.0	0.0	0.0
Sulphur Closing Inv	0.0	0.0	0.0	0.0	0.0	0.0	0.0	0.0	0.0	0.0	0.0	0.0	0.0

Unit of Measurement: Gas and Gas equivalent products: 1000m3, Liquids: m3, Sulphur: MTS

VPR6200

Facility ID ABGS0117037

Facility Name Pennwest Med River

Facility Licence # 28729

Facility Operator OTM9 NAL

Production Month	202001	202002	202003	202004	202005	202006	202007	202008	202009	202010	202011	202012	Totals
Receipts													
Receipts from Alberta Facilities	662.9	629.7	672.9	587.0	671.8	0.0	0.0	0.0	0.0	0.0	0.0	0.0	3,224.3
Receipts from Non-Alberta Facilities	0.0	0.0	0.0	0.0	0.0	0.0	0.0	0.0	0.0	0.0	0.0	0.0	0.0
Dispositions													
Disposition													
Battery	0.0	0.0	0.0	0.0	0.0	0.0	0.0	0.0	0.0	0.0	0.0	0.0	0.0
Gas Gathering System	616.3	588.9	632.9	551.3	628.3	0.0	0.0	0.0	0.0	0.0	0.0	0.0	3,017.7
Gas Plant	0.0	0.0	0.0	0.0	0.0	0.0	0.0	0.0	0.0	0.0	0.0	0.0	0.0
Injection Facility	0.0	0.0	0.0	0.0	0.0	0.0	0.0	0.0	0.0	0.0	0.0	0.0	0.0
Meter Station	0.0	0.0	0.0	0.0	0.0	0.0	0.0	0.0	0.0	0.0	0.0	0.0	0.0
Other	0.0	0.0	0.0	0.0	0.0	0.0	0.0	0.0	0.0	0.0	0.0	0.0	0.0
Alberta Commercial	0.0	0.0	0.0	0.0	0.0	0.0	0.0	0.0	0.0	0.0	0.0	0.0	0.0
Alberta Industrial	0.0	0.0	0.0	0.0	0.0	0.0	0.0	0.0	0.0	0.0	0.0	0.0	0.0
Alberta Residential	0.0	0.0	0.0	0.0	0.0	0.0	0.0	0.0	0.0	0.0	0.0	0.0	0.0
Alberta Elec.Generation	0.0	0.0	0.0	0.0	0.0	0.0	0.0	0.0	0.0	0.0	0.0	0.0	0.0
Shrinkage													
Acid Gas	0.0	0.0	0.0	0.0	0.0	0.0	0.0	0.0	0.0	0.0	0.0	0.0	0.0
Other products	0.0	0.0	0.0	0.0	10.3	0.0	0.0	0.0	0.0	0.0	0.0	0.0	10.3
Fuel	46.6	40.8	40.0	35.7	40.4	0.0	0.0	0.0	0.0	0.0	0.0	0.0	203.5
Flared	0.0	0.0	0.0	0.0	0.0	0.0	0.0	0.0	0.0	0.0	0.0	0.0	0.0
Vented	0.0	0.0	0.0	0.0	3.1	0.0	0.0	0.0	0.0	0.0	0.0	0.0	3.1
Diff and Other	0.0	0.0	0.0	0.0	-10.3	0.0	0.0	0.0	0.0	0.0	0.0	0.0	-10.3
Process and Frac													
Pentanes Plus	0.0	0.0	0.0	0.0	50.0	0.0	0.0	0.0	0.0	0.0	0.0	0.0	50.0
Propane	0.0	0.0	0.0	0.0	0.0	0.0	0.0	0.0	0.0	0.0	0.0	0.0	0.0
Butanes	0.0	0.0	0.0	0.0	0.0	0.0	0.0	0.0	0.0	0.0	0.0	0.0	0.0
Ethane	0.0	0.0	0.0	0.0	0.0	0.0	0.0	0.0	0.0	0.0	0.0	0.0	0.0
NGL MIX	0.0	0.0	0.0	0.0	0.0	0.0	0.0	0.0	0.0	0.0	0.0	0.0	0.0
Sulphur	0.0	0.0	0.0	0.0	0.0	0.0	0.0	0.0	0.0	0.0	0.0	0.0	0.0
Sulphur Closing Inv	0.0	0.0	0.0	0.0	0.0	0.0	0.0	0.0	0.0	0.0	0.0	0.0	0.0

Unit of Measurement: Gas and Gas equivalent products: 1000m3, Liquids: m3, Sulphur: MTS

VPR6200

Facility ID ABGS0117543

Facility Name Orlen Strachan 09-03-038-07W5 GGS

Facility Licence # 39728

Facility Operator A2DE OUC

Production Month	202001	202002	202003	202004	202005	202006	202007	202008	202009	202010	202011	202012	Totals
Receipts													
Receipts from Alberta Facilities	2,234.7	2,068.1	2,238.0	2,189.1	2,266.8	0.0	0.0	0.0	0.0	0.0	0.0	0.0	10,996.7
Receipts from Non-Alberta Facilities	0.0	0.0	0.0	0.0	0.0	0.0	0.0	0.0	0.0	0.0	0.0	0.0	0.0
Dispositions													
Disposition													
Battery	0.0	0.0	0.0	0.0	0.0	0.0	0.0	0.0	0.0	0.0	0.0	0.0	0.0
Gas Gathering System	2,155.6	1,988.4	2,176.1	2,114.8	2,230.6	0.0	0.0	0.0	0.0	0.0	0.0	0.0	10,665.5
Gas Plant	0.0	0.0	0.0	0.0	0.0	0.0	0.0	0.0	0.0	0.0	0.0	0.0	0.0
Injection Facility	0.0	0.0	0.0	0.0	0.0	0.0	0.0	0.0	0.0	0.0	0.0	0.0	0.0
Meter Station	0.0	0.0	0.0	0.0	0.0	0.0	0.0	0.0	0.0	0.0	0.0	0.0	0.0
Other	0.0	0.0	0.0	0.0	0.0	0.0	0.0	0.0	0.0	0.0	0.0	0.0	0.0
Alberta Commercial	0.0	0.0	0.0	0.0	0.0	0.0	0.0	0.0	0.0	0.0	0.0	0.0	0.0
Alberta Industrial	0.0	0.0	0.0	0.0	0.0	0.0	0.0	0.0	0.0	0.0	0.0	0.0	0.0
Alberta Residential	0.0	0.0	0.0	0.0	0.0	0.0	0.0	0.0	0.0	0.0	0.0	0.0	0.0
Alberta Elec.Generation	0.0	0.0	0.0	0.0	0.0	0.0	0.0	0.0	0.0	0.0	0.0	0.0	0.0
Shrinkage													
Acid Gas	0.0	0.0	0.0	0.0	0.0	0.0	0.0	0.0	0.0	0.0	0.0	0.0	0.0
Other products	2.6	0.1	2.0	1.8	1.5	0.0	0.0	0.0	0.0	0.0	0.0	0.0	8.0
Fuel	116.9	108.4	116.6	112.1	111.7	0.0	0.0	0.0	0.0	0.0	0.0	0.0	565.7
Flared	0.5	0.8	0.0	0.6	1.7	0.0	0.0	0.0	0.0	0.0	0.0	0.0	3.6
Vented	0.0	0.0	0.0	0.0	0.0	0.0	0.0	0.0	0.0	0.0	0.0	0.0	0.0
Diff and Other	-40.9	-29.6	-56.7	-40.2	-78.7	0.0	0.0	0.0	0.0	0.0	0.0	0.0	-246.1
Process and Frac													
Pentanes Plus	12.4	0.6	9.9	8.5	7.2	0.0	0.0	0.0	0.0	0.0	0.0	0.0	38.6
Propane	0.0	0.0	0.0	0.0	0.0	0.0	0.0	0.0	0.0	0.0	0.0	0.0	0.0
Butanes	0.0	0.0	0.0	0.0	0.0	0.0	0.0	0.0	0.0	0.0	0.0	0.0	0.0
Ethane	0.0	0.0	0.0	0.0	0.0	0.0	0.0	0.0	0.0	0.0	0.0	0.0	0.0
NGL MIX	0.0	0.0	0.0	0.0	0.0	0.0	0.0	0.0	0.0	0.0	0.0	0.0	0.0
Sulphur	0.0	0.0	0.0	0.0	0.0	0.0	0.0	0.0	0.0	0.0	0.0	0.0	0.0
Sulphur Closing Inv	0.0	0.0	0.0	0.0	0.0	0.0	0.0	0.0	0.0	0.0	0.0	0.0	0.0

Unit of Measurement: Gas and Gas equivalent products: 1000m3, Liquids: m3, Sulphur: MTS

VPR6200

Facility ID ABGS0117967
Facility Licence # 8827

Facility Name BEC WILGRN 6-31-41-6W5 GGS
Facility Operator A5RX BEC

Production Month	202001	202002	202003	202004	202005	202006	202007	202008	202009	202010	202011	202012	Totals
Receipts													
Receipts from Alberta Facilities	1,939.8	1,871.3	2,042.1	2,085.5	2,281.9	0.0	0.0	0.0	0.0	0.0	0.0	0.0	10,220.6
Receipts from Non-Alberta Facilities	0.0	0.0	0.0	0.0	0.0	0.0	0.0	0.0	0.0	0.0	0.0	0.0	0.0
Dispositions													
Disposition													
Battery	0.0	0.0	0.0	0.0	0.0	0.0	0.0	0.0	0.0	0.0	0.0	0.0	0.0
Gas Gathering System	1,936.3	1,895.6	2,067.2	2,082.2	2,229.4	0.0	0.0	0.0	0.0	0.0	0.0	0.0	10,210.7
Gas Plant	0.0	0.0	0.0	0.0	0.0	0.0	0.0	0.0	0.0	0.0	0.0	0.0	0.0
Injection Facility	0.0	0.0	0.0	0.0	0.0	0.0	0.0	0.0	0.0	0.0	0.0	0.0	0.0
Meter Station	0.0	0.0	0.0	0.0	0.0	0.0	0.0	0.0	0.0	0.0	0.0	0.0	0.0
Other	0.0	0.0	0.0	0.0	0.0	0.0	0.0	0.0	0.0	0.0	0.0	0.0	0.0
Alberta Commercial	0.0	0.0	0.0	0.0	0.0	0.0	0.0	0.0	0.0	0.0	0.0	0.0	0.0
Alberta Industrial	0.0	0.0	0.0	0.0	0.0	0.0	0.0	0.0	0.0	0.0	0.0	0.0	0.0
Alberta Residential	0.0	0.0	0.0	0.0	0.0	0.0	0.0	0.0	0.0	0.0	0.0	0.0	0.0
Alberta Elec.Generation	0.0	0.0	0.0	0.0	0.0	0.0	0.0	0.0	0.0	0.0	0.0	0.0	0.0
Shrinkage													
Acid Gas	0.0	0.0	0.0	0.0	0.0	0.0	0.0	0.0	0.0	0.0	0.0	0.0	0.0
Other products	5.0	0.0	0.0	0.0	0.0	0.0	0.0	0.0	0.0	0.0	0.0	0.0	5.0
Fuel	0.0	0.0	0.0	0.0	0.0	0.0	0.0	0.0	0.0	0.0	0.0	0.0	0.0
Flared	0.0	0.0	0.0	0.0	0.0	0.0	0.0	0.0	0.0	0.0	0.0	0.0	0.0
Vented	0.0	0.0	0.0	0.0	0.0	0.0	0.0	0.0	0.0	0.0	0.0	0.0	0.0
Diff and Other	-1.5	-24.3	-25.1	3.3	52.5	0.0	0.0	0.0	0.0	0.0	0.0	0.0	4.9
Process and Frac													
Pentanes Plus	24.0	0.0	0.0	0.0	0.0	0.0	0.0	0.0	0.0	0.0	0.0	0.0	24.0
Propane	0.0	0.0	0.0	0.0	0.0	0.0	0.0	0.0	0.0	0.0	0.0	0.0	0.0
Butanes	0.0	0.0	0.0	0.0	0.0	0.0	0.0	0.0	0.0	0.0	0.0	0.0	0.0
Ethane	0.0	0.0	0.0	0.0	0.0	0.0	0.0	0.0	0.0	0.0	0.0	0.0	0.0
NGL MIX	0.0	0.0	0.0	0.0	0.0	0.0	0.0	0.0	0.0	0.0	0.0	0.0	0.0
Sulphur	0.0	0.0	0.0	0.0	0.0	0.0	0.0	0.0	0.0	0.0	0.0	0.0	0.0
Sulphur Closing Inv	0.0	0.0	0.0	0.0	0.0	0.0	0.0	0.0	0.0	0.0	0.0	0.0	0.0

Unit of Measurement: Gas and Gas equivalent products: 1000m3, Liquids: m3, Sulphur: MTS

VPR6200

Facility ID ABGS0118132

Facility Name TAQA NORTH 5-33-43-9 O'CHIESE GGS

Facility Licence # 9384

Facility Operator A2TG TQN

Production Month	202001	202002	202003	202004	202005	202006	202007	202008	202009	202010	202011	202012	Totals
Receipts													
Receipts from Alberta Facilities	6,662.6	6,474.8	6,584.7	6,139.3	5,880.2	0.0	0.0	0.0	0.0	0.0	0.0	0.0	31,741.6
Receipts from Non-Alberta Facilities	0.0	0.0	0.0	0.0	0.0	0.0	0.0	0.0	0.0	0.0	0.0	0.0	0.0
Dispositions													
Disposition													
Battery	0.0	0.0	0.0	0.0	0.0	0.0	0.0	0.0	0.0	0.0	0.0	0.0	0.0
Gas Gathering System	6,449.7	6,235.8	6,386.3	5,994.1	5,703.2	0.0	0.0	0.0	0.0	0.0	0.0	0.0	30,769.1
Gas Plant	0.0	0.0	0.0	0.0	0.0	0.0	0.0	0.0	0.0	0.0	0.0	0.0	0.0
Injection Facility	0.0	0.0	0.0	0.0	0.0	0.0	0.0	0.0	0.0	0.0	0.0	0.0	0.0
Meter Station	0.0	0.0	0.0	0.0	0.0	0.0	0.0	0.0	0.0	0.0	0.0	0.0	0.0
Other	0.0	0.0	0.0	0.0	0.0	0.0	0.0	0.0	0.0	0.0	0.0	0.0	0.0
Alberta Commercial	0.0	0.0	0.0	0.0	0.0	0.0	0.0	0.0	0.0	0.0	0.0	0.0	0.0
Alberta Industrial	0.0	0.0	0.0	0.0	0.0	0.0	0.0	0.0	0.0	0.0	0.0	0.0	0.0
Alberta Residential	0.0	0.0	0.0	0.0	0.0	0.0	0.0	0.0	0.0	0.0	0.0	0.0	0.0
Alberta Elec.Generation	0.0	0.0	0.0	0.0	0.0	0.0	0.0	0.0	0.0	0.0	0.0	0.0	0.0
Shrinkage													
Acid Gas	0.0	0.0	0.0	0.0	0.0	0.0	0.0	0.0	0.0	0.0	0.0	0.0	0.0
Other products	0.1	0.1	1.4	0.4	0.1	0.0	0.0	0.0	0.0	0.0	0.0	0.0	2.1
Fuel	223.5	211.6	221.7	202.5	200.6	0.0	0.0	0.0	0.0	0.0	0.0	0.0	1,059.9
Flared	0.7	0.1	0.1	0.7	0.1	0.0	0.0	0.0	0.0	0.0	0.0	0.0	1.7
Vented	0.0	0.0	0.0	0.0	0.0	0.0	0.0	0.0	0.0	0.0	0.0	0.0	0.0
Diff and Other	-11.4	27.2	-24.8	-58.4	-23.8	0.0	0.0	0.0	0.0	0.0	0.0	0.0	-91.2
Process and Frac													
Pentanes Plus	0.7	0.5	6.6	2.0	0.3	0.0	0.0	0.0	0.0	0.0	0.0	0.0	10.1
Propane	0.0	0.0	0.0	0.0	0.0	0.0	0.0	0.0	0.0	0.0	0.0	0.0	0.0
Butanes	0.0	0.0	0.0	0.0	0.0	0.0	0.0	0.0	0.0	0.0	0.0	0.0	0.0
Ethane	0.0	0.0	0.0	0.0	0.0	0.0	0.0	0.0	0.0	0.0	0.0	0.0	0.0
NGL MIX	0.0	0.0	0.0	0.0	0.0	0.0	0.0	0.0	0.0	0.0	0.0	0.0	0.0
Sulphur	0.0	0.0	0.0	0.0	0.0	0.0	0.0	0.0	0.0	0.0	0.0	0.0	0.0
Sulphur Closing Inv	0.0	0.0	0.0	0.0	0.0	0.0	0.0	0.0	0.0	0.0	0.0	0.0	0.0

Unit of Measurement: Gas and Gas equivalent products: 1000m3, Liquids: m3, Sulphur: MTS

VPR6200

Facility ID ABGS0118462
Facility Licence # 43434

Facility Name WILLEDEN GREEN 10-34-40-06W5 GGS
Facility Operator A5RX BEC

Production Month	202001	202002	202003	202004	202005	202006	202007	202008	202009	202010	202011	202012	Totals
Receipts													
Receipts from Alberta Facilities	17,320.3	16,147.4	16,340.1	18,247.7	20,809.2	0.0	0.0	0.0	0.0	0.0	0.0	0.0	88,864.7
Receipts from Non-Alberta Facilities	0.0	0.0	0.0	0.0	0.0	0.0	0.0	0.0	0.0	0.0	0.0	0.0	0.0
Dispositions													
Disposition													
Battery	0.0	0.0	0.0	0.0	0.0	0.0	0.0	0.0	0.0	0.0	0.0	0.0	0.0
Gas Gathering System	17,419.5	16,334.6	16,533.8	18,591.8	21,078.9	0.0	0.0	0.0	0.0	0.0	0.0	0.0	89,958.6
Gas Plant	0.0	0.0	0.0	0.0	0.0	0.0	0.0	0.0	0.0	0.0	0.0	0.0	0.0
Injection Facility	0.0	0.0	0.0	0.0	0.0	0.0	0.0	0.0	0.0	0.0	0.0	0.0	0.0
Meter Station	0.0	0.0	0.0	0.0	0.0	0.0	0.0	0.0	0.0	0.0	0.0	0.0	0.0
Other	0.0	0.0	0.0	0.0	0.0	0.0	0.0	0.0	0.0	0.0	0.0	0.0	0.0
Alberta Commercial	0.0	0.0	0.0	0.0	0.0	0.0	0.0	0.0	0.0	0.0	0.0	0.0	0.0
Alberta Industrial	0.0	0.0	0.0	0.0	0.0	0.0	0.0	0.0	0.0	0.0	0.0	0.0	0.0
Alberta Residential	0.0	0.0	0.0	0.0	0.0	0.0	0.0	0.0	0.0	0.0	0.0	0.0	0.0
Alberta Elec.Generation	0.0	0.0	0.0	0.0	0.0	0.0	0.0	0.0	0.0	0.0	0.0	0.0	0.0
Shrinkage													
Acid Gas	0.0	0.0	0.0	0.0	0.0	0.0	0.0	0.0	0.0	0.0	0.0	0.0	0.0
Other products	15.2	12.7	5.6	13.1	16.2	0.0	0.0	0.0	0.0	0.0	0.0	0.0	62.8
Fuel	543.3	512.3	521.4	554.8	574.2	0.0	0.0	0.0	0.0	0.0	0.0	0.0	2,706.0
Flared	0.0	0.0	0.0	0.0	0.0	0.0	0.0	0.0	0.0	0.0	0.0	0.0	0.0
Vented	12.3	12.7	13.0	13.5	12.3	0.0	0.0	0.0	0.0	0.0	0.0	0.0	63.8
Diff and Other	-670.0	-724.9	-733.7	-925.5	-872.4	0.0	0.0	0.0	0.0	0.0	0.0	0.0	-3,926.5
Process and Frac													
Pentanes Plus	73.6	61.4	27.0	63.5	78.6	0.0	0.0	0.0	0.0	0.0	0.0	0.0	304.1
Propane	0.0	0.0	0.0	0.0	0.0	0.0	0.0	0.0	0.0	0.0	0.0	0.0	0.0
Butanes	0.0	0.0	0.0	0.0	0.0	0.0	0.0	0.0	0.0	0.0	0.0	0.0	0.0
Ethane	0.0	0.0	0.0	0.0	0.0	0.0	0.0	0.0	0.0	0.0	0.0	0.0	0.0
NGL MIX	0.0	0.0	0.0	0.0	0.0	0.0	0.0	0.0	0.0	0.0	0.0	0.0	0.0
Sulphur	0.0	0.0	0.0	0.0	0.0	0.0	0.0	0.0	0.0	0.0	0.0	0.0	0.0
Sulphur Closing Inv	0.0	0.0	0.0	0.0	0.0	0.0	0.0	0.0	0.0	0.0	0.0	0.0	0.0

Unit of Measurement: Gas and Gas equivalent products: 1000m3, Liquids: m3, Sulphur: MTS

VPR6200

Facility ID ABGS0118593

Facility Name RESTHAVEN GGS 2-10-60-01W6

Facility Licence # 43333

Facility Operator A6HJ

Production Month	202001	202002	202003	202004	202005	202006	202007	202008	202009	202010	202011	202012	Totals
Receipts													
Receipts from Alberta Facilities	32,051.9	31,644.3	31,361.5	31,929.7	34,052.9	0.0	0.0	0.0	0.0	0.0	0.0	0.0	161,040.3
Receipts from Non-Alberta Facilities	0.0	0.0	0.0	0.0	0.0	0.0	0.0	0.0	0.0	0.0	0.0	0.0	0.0
Dispositions													
Disposition													
Battery	207.8	179.2	201.3	90.9	82.1	0.0	0.0	0.0	0.0	0.0	0.0	0.0	761.3
Gas Gathering System	29,936.5	29,576.2	29,102.9	29,926.2	32,314.6	0.0	0.0	0.0	0.0	0.0	0.0	0.0	150,856.4
Gas Plant	0.0	0.0	0.0	0.0	0.0	0.0	0.0	0.0	0.0	0.0	0.0	0.0	0.0
Injection Facility	0.0	0.0	0.0	0.0	0.1	0.0	0.0	0.0	0.0	0.0	0.0	0.0	0.1
Meter Station	0.0	0.0	0.0	0.0	0.0	0.0	0.0	0.0	0.0	0.0	0.0	0.0	0.0
Other	0.0	0.0	0.0	0.0	0.0	0.0	0.0	0.0	0.0	0.0	0.0	0.0	0.0
Alberta Commercial	0.0	0.0	0.0	0.0	0.0	0.0	0.0	0.0	0.0	0.0	0.0	0.0	0.0
Alberta Industrial	0.0	0.0	0.0	0.0	0.0	0.0	0.0	0.0	0.0	0.0	0.0	0.0	0.0
Alberta Residential	0.0	0.0	0.0	0.0	0.0	0.0	0.0	0.0	0.0	0.0	0.0	0.0	0.0
Alberta Elec.Generation	0.0	0.0	0.0	0.0	0.0	0.0	0.0	0.0	0.0	0.0	0.0	0.0	0.0
Shrinkage													
Acid Gas	0.0	0.0	0.0	0.0	0.0	0.0	0.0	0.0	0.0	0.0	0.0	0.0	0.0
Other products	1,005.6	1,104.0	1,036.4	863.9	755.7	0.0	0.0	0.0	0.0	0.0	0.0	0.0	4,765.6
Fuel	1,073.1	1,035.1	1,130.6	1,083.4	1,106.9	0.0	0.0	0.0	0.0	0.0	0.0	0.0	5,429.1
Flared	23.2	15.8	10.2	25.8	26.2	0.0	0.0	0.0	0.0	0.0	0.0	0.0	101.2
Vented	0.5	0.6	0.5	0.3	0.3	0.0	0.0	0.0	0.0	0.0	0.0	0.0	2.2
Diff and Other	-194.8	-266.6	-120.4	-60.8	-233.0	0.0	0.0	0.0	0.0	0.0	0.0	0.0	-875.6
Process and Frac													
Pentanes Plus	4,865.8	5,341.9	5,014.6	4,180.0	3,656.4	0.0	0.0	0.0	0.0	0.0	0.0	0.0	23,058.7
Propane	0.0	0.0	0.0	0.0	0.0	0.0	0.0	0.0	0.0	0.0	0.0	0.0	0.0
Butanes	0.0	0.0	0.0	0.0	0.0	0.0	0.0	0.0	0.0	0.0	0.0	0.0	0.0
Ethane	0.0	0.0	0.0	0.0	0.0	0.0	0.0	0.0	0.0	0.0	0.0	0.0	0.0
NGL MIX	0.0	0.0	0.0	0.0	0.0	0.0	0.0	0.0	0.0	0.0	0.0	0.0	0.0
Sulphur	0.0	0.0	0.0	0.0	0.0	0.0	0.0	0.0	0.0	0.0	0.0	0.0	0.0
Sulphur Closing Inv	0.0	0.0	0.0	0.0	0.0	0.0	0.0	0.0	0.0	0.0	0.0	0.0	0.0

Unit of Measurement: Gas and Gas equivalent products: 1000m3, Liquids: m3, Sulphur: MTS

VPR6200

Facility ID ABGS0118595
Facility Licence # 27500

Facility Name TAQA FERRIER 07-11-041-08W5 GGS
Facility Operator A2TG TQN

Production Month	202001	202002	202003	202004	202005	202006	202007	202008	202009	202010	202011	202012	Totals
Receipts													
Receipts from Alberta Facilities	4,259.2	4,160.6	4,214.5	4,049.7	4,009.8	0.0	0.0	0.0	0.0	0.0	0.0	0.0	20,693.8
Receipts from Non-Alberta Facilities	0.0	0.0	0.0	0.0	0.0	0.0	0.0	0.0	0.0	0.0	0.0	0.0	0.0
Dispositions													
Disposition													
Battery	0.0	0.0	0.0	0.0	0.0	0.0	0.0	0.0	0.0	0.0	0.0	0.0	0.0
Gas Gathering System	3,865.7	3,822.5	3,839.1	3,690.2	3,676.0	0.0	0.0	0.0	0.0	0.0	0.0	0.0	18,893.5
Gas Plant	0.0	0.0	0.0	0.0	0.0	0.0	0.0	0.0	0.0	0.0	0.0	0.0	0.0
Injection Facility	0.0	0.0	0.0	0.0	0.0	0.0	0.0	0.0	0.0	0.0	0.0	0.0	0.0
Meter Station	0.0	0.0	0.0	0.0	0.0	0.0	0.0	0.0	0.0	0.0	0.0	0.0	0.0
Other	0.0	0.0	0.0	0.0	0.0	0.0	0.0	0.0	0.0	0.0	0.0	0.0	0.0
Alberta Commercial	0.0	0.0	0.0	0.0	0.0	0.0	0.0	0.0	0.0	0.0	0.0	0.0	0.0
Alberta Industrial	0.0	0.0	0.0	0.0	0.0	0.0	0.0	0.0	0.0	0.0	0.0	0.0	0.0
Alberta Residential	0.0	0.0	0.0	0.0	0.0	0.0	0.0	0.0	0.0	0.0	0.0	0.0	0.0
Alberta Elec.Generation	0.0	0.0	0.0	0.0	0.0	0.0	0.0	0.0	0.0	0.0	0.0	0.0	0.0
Shrinkage													
Acid Gas	0.0	0.0	0.0	0.0	0.0	0.0	0.0	0.0	0.0	0.0	0.0	0.0	0.0
Other products	3.4	0.0	0.0	0.0	0.0	0.0	0.0	0.0	0.0	0.0	0.0	0.0	3.4
Fuel	187.7	160.5	188.6	183.9	191.0	0.0	0.0	0.0	0.0	0.0	0.0	0.0	911.7
Flared	1.5	0.1	0.1	0.6	0.9	0.0	0.0	0.0	0.0	0.0	0.0	0.0	3.2
Vented	0.1	0.0	0.0	0.0	0.0	0.0	0.0	0.0	0.0	0.0	0.0	0.0	0.1
Diff and Other	200.8	177.5	186.7	175.0	141.9	0.0	0.0	0.0	0.0	0.0	0.0	0.0	881.9
Process and Frac													
Pentanes Plus	16.6	0.0	0.0	0.0	0.0	0.0	0.0	0.0	0.0	0.0	0.0	0.0	16.6
Propane	0.0	0.0	0.0	0.0	0.0	0.0	0.0	0.0	0.0	0.0	0.0	0.0	0.0
Butanes	0.0	0.0	0.0	0.0	0.0	0.0	0.0	0.0	0.0	0.0	0.0	0.0	0.0
Ethane	0.0	0.0	0.0	0.0	0.0	0.0	0.0	0.0	0.0	0.0	0.0	0.0	0.0
NGL MIX	0.0	0.0	0.0	0.0	0.0	0.0	0.0	0.0	0.0	0.0	0.0	0.0	0.0
Sulphur	0.0	0.0	0.0	0.0	0.0	0.0	0.0	0.0	0.0	0.0	0.0	0.0	0.0
Sulphur Closing Inv	0.0	0.0	0.0	0.0	0.0	0.0	0.0	0.0	0.0	0.0	0.0	0.0	0.0

Unit of Measurement: Gas and Gas equivalent products: 1000m3, Liquids: m3, Sulphur: MTS

VPR6200

Facility ID ABGS0119007

Facility Name Grande Prairie GS 02-16-060-01W6

Facility Licence # 42681

Facility Operator A5D4 CVE

Production Month	202001	202002	202003	202004	202005	202006	202007	202008	202009	202010	202011	202012	Totals
Receipts													
Receipts from Alberta Facilities	15,272.0	14,964.9	16,037.9	14,869.8	16,296.1	0.0	0.0	0.0	0.0	0.0	0.0	0.0	77,440.7
Receipts from Non-Alberta Facilities	0.0	0.0	0.0	0.0	0.0	0.0	0.0	0.0	0.0	0.0	0.0	0.0	0.0
Dispositions													
Disposition													
Battery	0.0	0.0	0.0	0.0	0.0	0.0	0.0	0.0	0.0	0.0	0.0	0.0	0.0
Gas Gathering System	14,724.9	14,450.0	15,458.3	14,470.4	15,719.5	0.0	0.0	0.0	0.0	0.0	0.0	0.0	74,823.1
Gas Plant	0.0	0.0	0.0	0.0	0.0	0.0	0.0	0.0	0.0	0.0	0.0	0.0	0.0
Injection Facility	0.0	0.0	0.0	0.0	0.0	0.0	0.0	0.0	0.0	0.0	0.0	0.0	0.0
Meter Station	0.0	0.0	0.0	0.0	0.0	0.0	0.0	0.0	0.0	0.0	0.0	0.0	0.0
Other	0.0	0.0	0.0	0.0	0.0	0.0	0.0	0.0	0.0	0.0	0.0	0.0	0.0
Alberta Commercial	0.0	0.0	0.0	0.0	0.0	0.0	0.0	0.0	0.0	0.0	0.0	0.0	0.0
Alberta Industrial	0.0	0.0	0.0	0.0	0.0	0.0	0.0	0.0	0.0	0.0	0.0	0.0	0.0
Alberta Residential	0.0	0.0	0.0	0.0	0.0	0.0	0.0	0.0	0.0	0.0	0.0	0.0	0.0
Alberta Elec.Generation	0.0	0.0	0.0	0.0	0.0	0.0	0.0	0.0	0.0	0.0	0.0	0.0	0.0
Shrinkage													
Acid Gas	0.0	0.0	0.0	0.0	0.0	0.0	0.0	0.0	0.0	0.0	0.0	0.0	0.0
Other products	1.5	4.9	5.6	3.1	3.7	0.0	0.0	0.0	0.0	0.0	0.0	0.0	18.8
Fuel	375.8	351.6	370.0	343.0	384.2	0.0	0.0	0.0	0.0	0.0	0.0	0.0	1,824.6
Flared	0.0	0.0	0.0	0.0	0.0	0.0	0.0	0.0	0.0	0.0	0.0	0.0	0.0
Vented	2.0	2.0	2.4	2.2	1.9	0.0	0.0	0.0	0.0	0.0	0.0	0.0	10.5
Diff and Other	167.8	156.4	201.6	51.1	186.8	0.0	0.0	0.0	0.0	0.0	0.0	0.0	763.7
Process and Frac													
Pentanes Plus	7.1	23.7	26.9	15.0	17.8	0.0	0.0	0.0	0.0	0.0	0.0	0.0	90.5
Propane	0.0	0.0	0.0	0.0	0.0	0.0	0.0	0.0	0.0	0.0	0.0	0.0	0.0
Butanes	0.0	0.0	0.0	0.0	0.0	0.0	0.0	0.0	0.0	0.0	0.0	0.0	0.0
Ethane	0.0	0.0	0.0	0.0	0.0	0.0	0.0	0.0	0.0	0.0	0.0	0.0	0.0
NGL MIX	0.0	0.0	0.0	0.0	0.0	0.0	0.0	0.0	0.0	0.0	0.0	0.0	0.0
Sulphur	0.0	0.0	0.0	0.0	0.0	0.0	0.0	0.0	0.0	0.0	0.0	0.0	0.0
Sulphur Closing Inv	0.0	0.0	0.0	0.0	0.0	0.0	0.0	0.0	0.0	0.0	0.0	0.0	0.0

Unit of Measurement: Gas and Gas equivalent products: 1000m3, Liquids: m3, Sulphur: MTS

VPR6200

Facility ID ABGS0119027

Facility Name ALDERFLAT GAS GATHERING

Facility Licence # 41505

Facility Operator A5RX BEC

Production Month	202001	202002	202003	202004	202005	202006	202007	202008	202009	202010	202011	202012	Totals
Receipts													
Receipts from Alberta Facilities	786.8	762.1	761.3	750.2	750.4	0.0	0.0	0.0	0.0	0.0	0.0	0.0	3,810.8
Receipts from Non-Alberta Facilities	0.0	0.0	0.0	0.0	0.0	0.0	0.0	0.0	0.0	0.0	0.0	0.0	0.0
Dispositions													
Disposition													
Battery	0.0	0.0	0.0	0.0	0.0	0.0	0.0	0.0	0.0	0.0	0.0	0.0	0.0
Gas Gathering System	698.7	701.8	700.8	739.2	725.5	0.0	0.0	0.0	0.0	0.0	0.0	0.0	3,566.0
Gas Plant	0.0	0.0	0.0	0.0	0.0	0.0	0.0	0.0	0.0	0.0	0.0	0.0	0.0
Injection Facility	0.0	0.0	0.0	0.0	0.0	0.0	0.0	0.0	0.0	0.0	0.0	0.0	0.0
Meter Station	0.0	0.0	0.0	0.0	0.0	0.0	0.0	0.0	0.0	0.0	0.0	0.0	0.0
Other	0.0	0.0	0.0	0.0	0.0	0.0	0.0	0.0	0.0	0.0	0.0	0.0	0.0
Alberta Commercial	0.0	0.0	0.0	0.0	0.0	0.0	0.0	0.0	0.0	0.0	0.0	0.0	0.0
Alberta Industrial	0.0	0.0	0.0	0.0	0.0	0.0	0.0	0.0	0.0	0.0	0.0	0.0	0.0
Alberta Residential	0.0	0.0	0.0	0.0	0.0	0.0	0.0	0.0	0.0	0.0	0.0	0.0	0.0
Alberta Elec.Generation	0.0	0.0	0.0	0.0	0.0	0.0	0.0	0.0	0.0	0.0	0.0	0.0	0.0
Shrinkage													
Acid Gas	0.0	0.0	0.0	0.0	0.0	0.0	0.0	0.0	0.0	0.0	0.0	0.0	0.0
Other products	10.1	7.9	8.0	7.9	6.1	0.0	0.0	0.0	0.0	0.0	0.0	0.0	40.0
Fuel	44.9	43.2	44.7	25.0	47.5	0.0	0.0	0.0	0.0	0.0	0.0	0.0	205.3
Flared	0.0	0.0	0.0	0.0	0.0	0.0	0.0	0.0	0.0	0.0	0.0	0.0	0.0
Vented	2.3	2.3	2.3	2.3	2.1	0.0	0.0	0.0	0.0	0.0	0.0	0.0	11.3
Diff and Other	30.8	6.9	5.5	-24.2	-30.8	0.0	0.0	0.0	0.0	0.0	0.0	0.0	-11.8
Process and Frac													
Pentanes Plus	48.8	38.0	38.7	38.4	29.4	0.0	0.0	0.0	0.0	0.0	0.0	0.0	193.3
Propane	0.0	0.0	0.0	0.0	0.0	0.0	0.0	0.0	0.0	0.0	0.0	0.0	0.0
Butanes	0.0	0.0	0.0	0.0	0.0	0.0	0.0	0.0	0.0	0.0	0.0	0.0	0.0
Ethane	0.0	0.0	0.0	0.0	0.0	0.0	0.0	0.0	0.0	0.0	0.0	0.0	0.0
NGL MIX	0.0	0.0	0.0	0.0	0.0	0.0	0.0	0.0	0.0	0.0	0.0	0.0	0.0
Sulphur	0.0	0.0	0.0	0.0	0.0	0.0	0.0	0.0	0.0	0.0	0.0	0.0	0.0
Sulphur Closing Inv	0.0	0.0	0.0	0.0	0.0	0.0	0.0	0.0	0.0	0.0	0.0	0.0	0.0

Unit of Measurement: Gas and Gas equivalent products: 1000m3, Liquids: m3, Sulphur: MTS

VPR6200

Facility ID ABGS0119153

Facility Name WESTROSE 5-1-46-1w5

Facility Licence # 43268

Facility Operator OHE9 CNRL

Production Month	202001	202002	202003	202004	202005	202006	202007	202008	202009	202010	202011	202012	Totals
Receipts													
Receipts from Alberta Facilities	247.1	232.9	244.9	234.2	240.3	0.0	0.0	0.0	0.0	0.0	0.0	0.0	1,199.4
Receipts from Non-Alberta Facilities	0.0	0.0	0.0	0.0	0.0	0.0	0.0	0.0	0.0	0.0	0.0	0.0	0.0
Dispositions													
Disposition													
Battery	0.0	0.0	0.0	0.0	0.0	0.0	0.0	0.0	0.0	0.0	0.0	0.0	0.0
Gas Gathering System	208.3	192.1	207.6	203.9	206.8	0.0	0.0	0.0	0.0	0.0	0.0	0.0	1,018.7
Gas Plant	0.0	0.0	0.0	0.0	0.0	0.0	0.0	0.0	0.0	0.0	0.0	0.0	0.0
Injection Facility	0.0	0.0	0.0	0.0	0.0	0.0	0.0	0.0	0.0	0.0	0.0	0.0	0.0
Meter Station	0.0	0.0	0.0	0.0	0.0	0.0	0.0	0.0	0.0	0.0	0.0	0.0	0.0
Other	0.0	0.0	0.0	0.0	0.0	0.0	0.0	0.0	0.0	0.0	0.0	0.0	0.0
Alberta Commercial	0.0	0.0	0.0	0.0	0.0	0.0	0.0	0.0	0.0	0.0	0.0	0.0	0.0
Alberta Industrial	0.0	0.0	0.0	0.0	0.0	0.0	0.0	0.0	0.0	0.0	0.0	0.0	0.0
Alberta Residential	0.0	0.0	0.0	0.0	0.0	0.0	0.0	0.0	0.0	0.0	0.0	0.0	0.0
Alberta Elec.Generation	0.0	0.0	0.0	0.0	0.0	0.0	0.0	0.0	0.0	0.0	0.0	0.0	0.0
Shrinkage													
Acid Gas	0.0	0.0	0.0	0.0	0.0	0.0	0.0	0.0	0.0	0.0	0.0	0.0	0.0
Other products	0.0	2.0	1.7	0.0	0.0	0.0	0.0	0.0	0.0	0.0	0.0	0.0	3.7
Fuel	35.1	33.1	34.4	30.3	30.7	0.0	0.0	0.0	0.0	0.0	0.0	0.0	163.6
Flared	0.0	0.0	0.0	0.0	0.0	0.0	0.0	0.0	0.0	0.0	0.0	0.0	0.0
Vented	0.0	0.0	0.0	0.0	0.0	0.0	0.0	0.0	0.0	0.0	0.0	0.0	0.0
Diff and Other	3.7	5.7	1.2	0.0	2.8	0.0	0.0	0.0	0.0	0.0	0.0	0.0	13.4
Process and Frac													
Pentanes Plus	0.0	9.5	8.1	0.0	0.0	0.0	0.0	0.0	0.0	0.0	0.0	0.0	17.6
Propane	0.0	0.0	0.0	0.0	0.0	0.0	0.0	0.0	0.0	0.0	0.0	0.0	0.0
Butanes	0.0	0.0	0.0	0.0	0.0	0.0	0.0	0.0	0.0	0.0	0.0	0.0	0.0
Ethane	0.0	0.0	0.0	0.0	0.0	0.0	0.0	0.0	0.0	0.0	0.0	0.0	0.0
NGL MIX	0.0	0.0	0.0	0.0	0.0	0.0	0.0	0.0	0.0	0.0	0.0	0.0	0.0
Sulphur	0.0	0.0	0.0	0.0	0.0	0.0	0.0	0.0	0.0	0.0	0.0	0.0	0.0
Sulphur Closing Inv	0.0	0.0	0.0	0.0	0.0	0.0	0.0	0.0	0.0	0.0	0.0	0.0	0.0

Unit of Measurement: Gas and Gas equivalent products: 1000m3, Liquids: m3, Sulphur: MTS

VPR6200

Facility ID ABGS0119953
Facility Licence # 26500

Facility Name DEVON ELMWORTH HALFWAY 15-09 GGS
Facility Operator A6GD SINOPEC

Production Month	202001	202002	202003	202004	202005	202006	202007	202008	202009	202010	202011	202012	Totals
Receipts													
Receipts from Alberta Facilities	43,731.6	30,030.4	31,926.9	32,758.5	40,919.4	0.0	0.0	0.0	0.0	0.0	0.0	0.0	179,366.8
Receipts from Non-Alberta Facilities	0.0	0.0	0.0	0.0	0.0	0.0	0.0	0.0	0.0	0.0	0.0	0.0	0.0
Dispositions													
Disposition													
Battery	386.4	394.5	187.4	243.1	304.7	0.0	0.0	0.0	0.0	0.0	0.0	0.0	1,516.1
Gas Gathering System	41,037.7	29,183.3	29,259.0	29,667.9	37,632.2	0.0	0.0	0.0	0.0	0.0	0.0	0.0	166,780.1
Gas Plant	0.0	0.0	0.0	0.0	0.0	0.0	0.0	0.0	0.0	0.0	0.0	0.0	0.0
Injection Facility	0.0	0.0	0.0	0.0	0.0	0.0	0.0	0.0	0.0	0.0	0.0	0.0	0.0
Meter Station	0.0	0.0	0.0	0.0	0.0	0.0	0.0	0.0	0.0	0.0	0.0	0.0	0.0
Other	0.0	0.0	0.0	0.0	0.0	0.0	0.0	0.0	0.0	0.0	0.0	0.0	0.0
Alberta Commercial	0.0	0.0	0.0	0.0	0.0	0.0	0.0	0.0	0.0	0.0	0.0	0.0	0.0
Alberta Industrial	0.0	0.0	0.0	0.0	0.0	0.0	0.0	0.0	0.0	0.0	0.0	0.0	0.0
Alberta Residential	0.0	0.0	0.0	0.0	0.0	0.0	0.0	0.0	0.0	0.0	0.0	0.0	0.0
Alberta Elec.Generation	0.0	0.0	0.0	0.0	0.0	0.0	0.0	0.0	0.0	0.0	0.0	0.0	0.0
Shrinkage													
Acid Gas	0.0	0.0	0.0	0.0	0.0	0.0	0.0	0.0	0.0	0.0	0.0	0.0	0.0
Other products	749.5	468.6	308.8	313.0	333.0	0.0	0.0	0.0	0.0	0.0	0.0	0.0	2,172.9
Fuel	1,472.2	1,208.7	1,103.7	1,270.6	1,423.3	0.0	0.0	0.0	0.0	0.0	0.0	0.0	6,478.5
Flared	25.6	23.6	24.7	24.1	25.9	0.0	0.0	0.0	0.0	0.0	0.0	0.0	123.9
Vented	0.0	0.0	0.0	0.0	0.0	0.0	0.0	0.0	0.0	0.0	0.0	0.0	0.0
Diff and Other	60.2	-1,248.3	1,043.3	1,239.8	1,200.3	0.0	0.0	0.0	0.0	0.0	0.0	0.0	2,295.3
Process and Frac													
Pentanes Plus	3,626.6	2,267.2	1,494.4	1,514.3	1,611.3	0.0	0.0	0.0	0.0	0.0	0.0	0.0	10,513.8
Propane	0.0	0.0	0.0	0.0	0.0	0.0	0.0	0.0	0.0	0.0	0.0	0.0	0.0
Butanes	0.0	0.0	0.0	0.0	0.0	0.0	0.0	0.0	0.0	0.0	0.0	0.0	0.0
Ethane	0.0	0.0	0.0	0.0	0.0	0.0	0.0	0.0	0.0	0.0	0.0	0.0	0.0
NGL MIX	0.0	0.0	0.0	0.0	0.0	0.0	0.0	0.0	0.0	0.0	0.0	0.0	0.0
Sulphur	0.0	0.0	0.0	0.0	0.0	0.0	0.0	0.0	0.0	0.0	0.0	0.0	0.0
Sulphur Closing Inv	0.0	0.0	0.0	0.0	0.0	0.0	0.0	0.0	0.0	0.0	0.0	0.0	0.0

Unit of Measurement: Gas and Gas equivalent products: 1000m3, Liquids: m3, Sulphur: MTS

VPR6200

Facility ID ABGS0120002

Facility Name GILBY 11-22-041-05W5 GGS

Facility Licence # 8822

Facility Operator A5RX BEC

Production Month	202001	202002	202003	202004	202005	202006	202007	202008	202009	202010	202011	202012	Totals
Receipts													
Receipts from Alberta Facilities	6,944.2	6,481.0	6,728.3	6,377.0	6,364.2	0.0	0.0	0.0	0.0	0.0	0.0	0.0	32,894.7
Receipts from Non-Alberta Facilities	0.0	0.0	0.0	0.0	0.0	0.0	0.0	0.0	0.0	0.0	0.0	0.0	0.0
Dispositions													
Disposition													
Battery	0.0	0.0	0.0	0.0	0.0	0.0	0.0	0.0	0.0	0.0	0.0	0.0	0.0
Gas Gathering System	6,899.0	6,436.0	6,637.7	6,306.2	6,321.5	0.0	0.0	0.0	0.0	0.0	0.0	0.0	32,600.4
Gas Plant	0.0	0.0	0.0	0.0	0.0	0.0	0.0	0.0	0.0	0.0	0.0	0.0	0.0
Injection Facility	0.0	0.0	0.0	0.0	0.0	0.0	0.0	0.0	0.0	0.0	0.0	0.0	0.0
Meter Station	0.0	0.0	0.0	0.0	0.0	0.0	0.0	0.0	0.0	0.0	0.0	0.0	0.0
Other	0.0	0.0	0.0	0.0	0.0	0.0	0.0	0.0	0.0	0.0	0.0	0.0	0.0
Alberta Commercial	0.0	0.0	0.0	0.0	0.0	0.0	0.0	0.0	0.0	0.0	0.0	0.0	0.0
Alberta Industrial	0.0	0.0	0.0	0.0	0.0	0.0	0.0	0.0	0.0	0.0	0.0	0.0	0.0
Alberta Residential	0.0	0.0	0.0	0.0	0.0	0.0	0.0	0.0	0.0	0.0	0.0	0.0	0.0
Alberta Elec.Generation	0.0	0.0	0.0	0.0	0.0	0.0	0.0	0.0	0.0	0.0	0.0	0.0	0.0
Shrinkage													
Acid Gas	0.0	0.0	0.0	0.0	0.0	0.0	0.0	0.0	0.0	0.0	0.0	0.0	0.0
Other products	5.6	4.8	5.1	2.9	3.1	0.0	0.0	0.0	0.0	0.0	0.0	0.0	21.5
Fuel	186.7	178.6	163.6	179.5	166.5	0.0	0.0	0.0	0.0	0.0	0.0	0.0	874.9
Flared	0.0	0.0	0.0	0.0	0.0	0.0	0.0	0.0	0.0	0.0	0.0	0.0	0.0
Vented	6.5	2.9	9.2	8.3	8.3	0.0	0.0	0.0	0.0	0.0	0.0	0.0	35.2
Diff and Other	-153.6	-141.3	-87.3	-119.9	-135.2	0.0	0.0	0.0	0.0	0.0	0.0	0.0	-637.3
Process and Frac													
Pentanes Plus	27.2	23.0	24.9	13.9	14.9	0.0	0.0	0.0	0.0	0.0	0.0	0.0	103.9
Propane	0.0	0.0	0.0	0.0	0.0	0.0	0.0	0.0	0.0	0.0	0.0	0.0	0.0
Butanes	0.0	0.0	0.0	0.0	0.0	0.0	0.0	0.0	0.0	0.0	0.0	0.0	0.0
Ethane	0.0	0.0	0.0	0.0	0.0	0.0	0.0	0.0	0.0	0.0	0.0	0.0	0.0
NGL MIX	0.0	0.0	0.0	0.0	0.0	0.0	0.0	0.0	0.0	0.0	0.0	0.0	0.0
Sulphur	0.0	0.0	0.0	0.0	0.0	0.0	0.0	0.0	0.0	0.0	0.0	0.0	0.0
Sulphur Closing Inv	0.0	0.0	0.0	0.0	0.0	0.0	0.0	0.0	0.0	0.0	0.0	0.0	0.0

Unit of Measurement: Gas and Gas equivalent products: 1000m3, Liquids: m3, Sulphur: MTS

VPR6200

Facility ID ABGS0120894

Facility Name JOSEPHINE 06-30-081-10W6

Facility Licence # 23375

Facility Operator OHE9 CNRL

Production Month	202001	202002	202003	202004	202005	202006	202007	202008	202009	202010	202011	202012	Totals
Receipts													
Receipts from Alberta Facilities	1,007.2	1,160.9	1,081.8	1,088.1	1,132.6	0.0	0.0	0.0	0.0	0.0	0.0	0.0	5,470.6
Receipts from Non-Alberta Facilities	0.0	0.0	0.0	0.0	0.0	0.0	0.0	0.0	0.0	0.0	0.0	0.0	0.0
Dispositions													
Disposition													
Battery	22.4	25.4	34.1	33.9	34.9	0.0	0.0	0.0	0.0	0.0	0.0	0.0	150.7
Gas Gathering System	903.5	1,063.0	976.1	980.9	1,028.2	0.0	0.0	0.0	0.0	0.0	0.0	0.0	4,951.7
Gas Plant	0.0	0.0	0.0	0.0	0.0	0.0	0.0	0.0	0.0	0.0	0.0	0.0	0.0
Injection Facility	0.0	0.0	0.0	0.0	0.0	0.0	0.0	0.0	0.0	0.0	0.0	0.0	0.0
Meter Station	0.0	0.0	0.0	0.0	0.0	0.0	0.0	0.0	0.0	0.0	0.0	0.0	0.0
Other	0.0	0.0	0.0	0.0	0.0	0.0	0.0	0.0	0.0	0.0	0.0	0.0	0.0
Alberta Commercial	0.0	0.0	0.0	0.0	0.0	0.0	0.0	0.0	0.0	0.0	0.0	0.0	0.0
Alberta Industrial	0.0	0.0	0.0	0.0	0.0	0.0	0.0	0.0	0.0	0.0	0.0	0.0	0.0
Alberta Residential	0.0	0.0	0.0	0.0	0.0	0.0	0.0	0.0	0.0	0.0	0.0	0.0	0.0
Alberta Elec.Generation	0.0	0.0	0.0	0.0	0.0	0.0	0.0	0.0	0.0	0.0	0.0	0.0	0.0
Shrinkage													
Acid Gas	0.0	0.0	0.0	0.0	0.0	0.0	0.0	0.0	0.0	0.0	0.0	0.0	0.0
Other products	2.7	0.3	0.2	3.9	0.0	0.0	0.0	0.0	0.0	0.0	0.0	0.0	7.1
Fuel	71.7	72.3	71.4	69.9	69.5	0.0	0.0	0.0	0.0	0.0	0.0	0.0	354.8
Flared	0.0	0.0	0.0	0.0	0.0	0.0	0.0	0.0	0.0	0.0	0.0	0.0	0.0
Vented	0.0	0.0	0.0	0.0	0.0	0.0	0.0	0.0	0.0	0.0	0.0	0.0	0.0
Diff and Other	6.9	-0.1	0.0	-0.5	0.0	0.0	0.0	0.0	0.0	0.0	0.0	0.0	6.3
Process and Frac													
Pentanes Plus	13.2	1.4	1.2	19.1	0.0	0.0	0.0	0.0	0.0	0.0	0.0	0.0	34.9
Propane	0.0	0.0	0.0	0.0	0.0	0.0	0.0	0.0	0.0	0.0	0.0	0.0	0.0
Butanes	0.0	0.0	0.0	0.0	0.0	0.0	0.0	0.0	0.0	0.0	0.0	0.0	0.0
Ethane	0.0	0.0	0.0	0.0	0.0	0.0	0.0	0.0	0.0	0.0	0.0	0.0	0.0
NGL MIX	0.0	0.0	0.0	0.0	0.0	0.0	0.0	0.0	0.0	0.0	0.0	0.0	0.0
Sulphur	0.0	0.0	0.0	0.0	0.0	0.0	0.0	0.0	0.0	0.0	0.0	0.0	0.0
Sulphur Closing Inv	0.0	0.0	0.0	0.0	0.0	0.0	0.0	0.0	0.0	0.0	0.0	0.0	0.0

Unit of Measurement: Gas and Gas equivalent products: 1000m3, Liquids: m3, Sulphur: MTS

VPR6200

Facility ID ABGS0121501

Facility Name EMBER ACME GATHERING SYSTEM

Facility Licence # 38538

Facility Operator A1H9 EMBER

Production Month	202001	202002	202003	202004	202005	202006	202007	202008	202009	202010	202011	202012	Totals
Receipts													
Receipts from Alberta Facilities	7,945.8	7,720.4	8,159.9	7,875.4	8,038.3	0.0	0.0	0.0	0.0	0.0	0.0	0.0	39,739.8
Receipts from Non-Alberta Facilities	0.0	0.0	0.0	0.0	0.0	0.0	0.0	0.0	0.0	0.0	0.0	0.0	0.0
Dispositions													
Disposition													
Battery	0.0	0.0	0.0	0.0	0.0	0.0	0.0	0.0	0.0	0.0	0.0	0.0	0.0
Gas Gathering System	0.0	0.0	0.0	0.0	0.0	0.0	0.0	0.0	0.0	0.0	0.0	0.0	0.0
Gas Plant	0.0	0.0	0.0	0.0	0.0	0.0	0.0	0.0	0.0	0.0	0.0	0.0	0.0
Injection Facility	0.0	0.0	0.0	0.0	0.0	0.0	0.0	0.0	0.0	0.0	0.0	0.0	0.0
Meter Station	6,975.4	7,076.5	7,455.3	7,126.8	7,343.9	0.0	0.0	0.0	0.0	0.0	0.0	0.0	35,977.9
Other	0.0	0.0	0.0	0.0	0.0	0.0	0.0	0.0	0.0	0.0	0.0	0.0	0.0
Alberta Commercial	0.0	0.0	0.0	0.0	0.0	0.0	0.0	0.0	0.0	0.0	0.0	0.0	0.0
Alberta Industrial	0.0	0.0	0.0	0.0	0.0	0.0	0.0	0.0	0.0	0.0	0.0	0.0	0.0
Alberta Residential	0.0	0.0	0.0	0.0	0.0	0.0	0.0	0.0	0.0	0.0	0.0	0.0	0.0
Alberta Elec.Generation	0.0	0.0	0.0	0.0	0.0	0.0	0.0	0.0	0.0	0.0	0.0	0.0	0.0
Shrinkage													
Acid Gas	0.0	0.0	0.0	0.0	0.0	0.0	0.0	0.0	0.0	0.0	0.0	0.0	0.0
Other products	0.0	0.0	0.0	0.0	0.0	0.0	0.0	0.0	0.0	0.0	0.0	0.0	0.0
Fuel	510.8	465.3	510.9	477.9	480.9	0.0	0.0	0.0	0.0	0.0	0.0	0.0	2,445.8
Flared	0.0	0.0	0.0	0.0	0.0	0.0	0.0	0.0	0.0	0.0	0.0	0.0	0.0
Vented	0.4	0.1	0.0	0.0	0.1	0.0	0.0	0.0	0.0	0.0	0.0	0.0	0.6
Diff and Other	459.2	178.5	193.7	270.7	213.4	0.0	0.0	0.0	0.0	0.0	0.0	0.0	1,315.5
Process and Frac													
Pentanes Plus	0.0	0.0	0.0	0.2	0.2	0.0	0.0	0.0	0.0	0.0	0.0	0.0	0.4
Propane	0.0	0.0	0.0	0.0	0.0	0.0	0.0	0.0	0.0	0.0	0.0	0.0	0.0
Butanes	0.0	0.0	0.0	0.0	0.0	0.0	0.0	0.0	0.0	0.0	0.0	0.0	0.0
Ethane	0.0	0.0	0.0	0.0	0.0	0.0	0.0	0.0	0.0	0.0	0.0	0.0	0.0
NGL MIX	0.0	0.0	0.0	0.0	0.0	0.0	0.0	0.0	0.0	0.0	0.0	0.0	0.0
Sulphur	0.0	0.0	0.0	0.0	0.0	0.0	0.0	0.0	0.0	0.0	0.0	0.0	0.0
Sulphur Closing Inv	0.0	0.0	0.0	0.0	0.0	0.0	0.0	0.0	0.0	0.0	0.0	0.0	0.0

Unit of Measurement: Gas and Gas equivalent products: 1000m3, Liquids: m3, Sulphur: MTS

VPR6200

Facility ID ABGS0121502

Facility Name Omers Rimbey 5-32-43-1W5 GS

Facility Licence # 9330

Facility Operator A7ME GAIN

Production Month	202001	202002	202003	202004	202005	202006	202007	202008	202009	202010	202011	202012	Totals
Receipts													
Receipts from Alberta Facilities	1,357.6	1,825.2	1,896.9	1,385.5	1,882.6	0.0	0.0	0.0	0.0	0.0	0.0	0.0	8,347.8
Receipts from Non-Alberta Facilities	0.0	0.0	0.0	0.0	0.0	0.0	0.0	0.0	0.0	0.0	0.0	0.0	0.0
Dispositions													
Disposition													
Battery	0.0	0.0	0.0	0.0	0.0	0.0	0.0	0.0	0.0	0.0	0.0	0.0	0.0
Gas Gathering System	1,203.1	1,690.1	1,749.8	1,214.0	1,743.9	0.0	0.0	0.0	0.0	0.0	0.0	0.0	7,600.9
Gas Plant	0.0	0.0	0.0	0.0	0.0	0.0	0.0	0.0	0.0	0.0	0.0	0.0	0.0
Injection Facility	0.0	0.0	0.0	0.0	0.0	0.0	0.0	0.0	0.0	0.0	0.0	0.0	0.0
Meter Station	0.0	0.0	0.0	0.0	0.0	0.0	0.0	0.0	0.0	0.0	0.0	0.0	0.0
Other	0.0	0.0	0.0	0.0	0.0	0.0	0.0	0.0	0.0	0.0	0.0	0.0	0.0
Alberta Commercial	0.0	0.0	0.0	0.0	0.0	0.0	0.0	0.0	0.0	0.0	0.0	0.0	0.0
Alberta Industrial	0.0	0.0	0.0	0.0	0.0	0.0	0.0	0.0	0.0	0.0	0.0	0.0	0.0
Alberta Residential	0.0	0.0	0.0	0.0	0.0	0.0	0.0	0.0	0.0	0.0	0.0	0.0	0.0
Alberta Elec.Generation	0.0	0.0	0.0	0.0	0.0	0.0	0.0	0.0	0.0	0.0	0.0	0.0	0.0
Shrinkage													
Acid Gas	0.0	0.0	0.0	0.0	0.0	0.0	0.0	0.0	0.0	0.0	0.0	0.0	0.0
Other products	2.8	3.2	1.3	4.1	4.1	0.0	0.0	0.0	0.0	0.0	0.0	0.0	15.5
Fuel	76.7	86.2	94.4	79.3	78.5	0.0	0.0	0.0	0.0	0.0	0.0	0.0	415.1
Flared	0.3	0.3	0.2	0.4	0.2	0.0	0.0	0.0	0.0	0.0	0.0	0.0	1.4
Vented	0.0	4.3	2.3	2.3	2.4	0.0	0.0	0.0	0.0	0.0	0.0	0.0	11.3
Diff and Other	74.7	41.1	48.9	85.4	53.5	0.0	0.0	0.0	0.0	0.0	0.0	0.0	303.6
Process and Frac													
Pentanes Plus	13.4	15.5	6.1	19.9	19.6	0.0	0.0	0.0	0.0	0.0	0.0	0.0	74.5
Propane	0.0	0.0	0.0	0.0	0.0	0.0	0.0	0.0	0.0	0.0	0.0	0.0	0.0
Butanes	0.0	0.0	0.0	0.0	0.0	0.0	0.0	0.0	0.0	0.0	0.0	0.0	0.0
Ethane	0.0	0.0	0.0	0.0	0.0	0.0	0.0	0.0	0.0	0.0	0.0	0.0	0.0
NGL MIX	0.0	0.0	0.0	0.0	0.0	0.0	0.0	0.0	0.0	0.0	0.0	0.0	0.0
Sulphur	0.0	0.0	0.0	0.0	0.0	0.0	0.0	0.0	0.0	0.0	0.0	0.0	0.0
Sulphur Closing Inv	0.0	0.0	0.0	0.0	0.0	0.0	0.0	0.0	0.0	0.0	0.0	0.0	0.0

Unit of Measurement: Gas and Gas equivalent products: 1000m3, Liquids: m3, Sulphur: MTS

VPR6200

Facility ID ABGS0121509

Facility Name PENGROWTH MCLEOD 9-6-57-14W5

Facility Licence # 13294

Facility Operator A1GR PINE CLIFF

Production Month	202001	202002	202003	202004	202005	202006	202007	202008	202009	202010	202011	202012	Totals
Receipts													
Receipts from Alberta Facilities	799.0	1,161.4	1,160.0	1,225.8	1,286.8	0.0	0.0	0.0	0.0	0.0	0.0	0.0	5,633.0
Receipts from Non-Alberta Facilities	0.0	0.0	0.0	0.0	0.0	0.0	0.0	0.0	0.0	0.0	0.0	0.0	0.0
Dispositions													
Disposition													
Battery	0.0	0.0	0.0	0.0	0.0	0.0	0.0	0.0	0.0	0.0	0.0	0.0	0.0
Gas Gathering System	831.4	1,204.7	1,167.5	1,238.7	1,299.2	0.0	0.0	0.0	0.0	0.0	0.0	0.0	5,741.5
Gas Plant	0.0	0.0	0.0	0.0	0.0	0.0	0.0	0.0	0.0	0.0	0.0	0.0	0.0
Injection Facility	0.0	0.0	0.0	0.0	0.0	0.0	0.0	0.0	0.0	0.0	0.0	0.0	0.0
Meter Station	0.0	0.0	0.0	0.0	0.0	0.0	0.0	0.0	0.0	0.0	0.0	0.0	0.0
Other	0.0	0.0	0.0	0.0	0.0	0.0	0.0	0.0	0.0	0.0	0.0	0.0	0.0
Alberta Commercial	0.0	0.0	0.0	0.0	0.0	0.0	0.0	0.0	0.0	0.0	0.0	0.0	0.0
Alberta Industrial	0.0	0.0	0.0	0.0	0.0	0.0	0.0	0.0	0.0	0.0	0.0	0.0	0.0
Alberta Residential	0.0	0.0	0.0	0.0	0.0	0.0	0.0	0.0	0.0	0.0	0.0	0.0	0.0
Alberta Elec.Generation	0.0	0.0	0.0	0.0	0.0	0.0	0.0	0.0	0.0	0.0	0.0	0.0	0.0
Shrinkage													
Acid Gas	0.0	0.0	0.0	0.0	0.0	0.0	0.0	0.0	0.0	0.0	0.0	0.0	0.0
Other products	7.6	5.3	3.8	8.7	3.0	0.0	0.0	0.0	0.0	0.0	0.0	0.0	28.4
Fuel	53.9	55.1	55.2	54.7	56.3	0.0	0.0	0.0	0.0	0.0	0.0	0.0	275.2
Flared	0.0	0.0	0.0	0.0	0.0	0.0	0.0	0.0	0.0	0.0	0.0	0.0	0.0
Vented	0.0	0.0	0.1	0.0	0.0	0.0	0.0	0.0	0.0	0.0	0.0	0.0	0.1
Diff and Other	-93.9	-103.7	-66.6	-76.3	-71.7	0.0	0.0	0.0	0.0	0.0	0.0	0.0	-412.2
Process and Frac													
Pentanes Plus	36.7	25.6	18.5	41.9	14.6	0.0	0.0	0.0	0.0	0.0	0.0	0.0	137.3
Propane	0.0	0.0	0.0	0.0	0.0	0.0	0.0	0.0	0.0	0.0	0.0	0.0	0.0
Butanes	0.0	0.0	0.0	0.0	0.0	0.0	0.0	0.0	0.0	0.0	0.0	0.0	0.0
Ethane	0.0	0.0	0.0	0.0	0.0	0.0	0.0	0.0	0.0	0.0	0.0	0.0	0.0
NGL MIX	0.0	0.0	0.0	0.0	0.0	0.0	0.0	0.0	0.0	0.0	0.0	0.0	0.0
Sulphur	0.0	0.0	0.0	0.0	0.0	0.0	0.0	0.0	0.0	0.0	0.0	0.0	0.0
Sulphur Closing Inv	0.0	0.0	0.0	0.0	0.0	0.0	0.0	0.0	0.0	0.0	0.0	0.0	0.0

Unit of Measurement: Gas and Gas equivalent products: 1000m3, Liquids: m3, Sulphur: MTS

VPR6200

Facility ID ABGS0121513

Facility Name PENGROWTH MCLEOD 2-20-57-14W5

Facility Licence # 21681

Facility Operator A1GR PINE CLIFF

Production Month	202001	202002	202003	202004	202005	202006	202007	202008	202009	202010	202011	202012	Totals
Receipts													
Receipts from Alberta Facilities	697.1	745.1	823.3	685.1	648.4	0.0	0.0	0.0	0.0	0.0	0.0	0.0	3,599.0
Receipts from Non-Alberta Facilities	0.0	0.0	0.0	0.0	0.0	0.0	0.0	0.0	0.0	0.0	0.0	0.0	0.0
Dispositions													
Disposition													
Battery	0.0	0.0	0.0	0.0	0.0	0.0	0.0	0.0	0.0	0.0	0.0	0.0	0.0
Gas Gathering System	637.9	711.2	788.2	650.2	612.9	0.0	0.0	0.0	0.0	0.0	0.0	0.0	3,400.4
Gas Plant	0.0	0.0	0.0	0.0	0.0	0.0	0.0	0.0	0.0	0.0	0.0	0.0	0.0
Injection Facility	0.0	0.0	0.0	0.0	0.0	0.0	0.0	0.0	0.0	0.0	0.0	0.0	0.0
Meter Station	0.0	0.0	0.0	0.0	0.0	0.0	0.0	0.0	0.0	0.0	0.0	0.0	0.0
Other	0.0	0.0	0.0	0.0	0.0	0.0	0.0	0.0	0.0	0.0	0.0	0.0	0.0
Alberta Commercial	0.0	0.0	0.0	0.0	0.0	0.0	0.0	0.0	0.0	0.0	0.0	0.0	0.0
Alberta Industrial	0.0	0.0	0.0	0.0	0.0	0.0	0.0	0.0	0.0	0.0	0.0	0.0	0.0
Alberta Residential	0.0	0.0	0.0	0.0	0.0	0.0	0.0	0.0	0.0	0.0	0.0	0.0	0.0
Alberta Elec.Generation	0.0	0.0	0.0	0.0	0.0	0.0	0.0	0.0	0.0	0.0	0.0	0.0	0.0
Shrinkage													
Acid Gas	0.0	0.0	0.0	0.0	0.0	0.0	0.0	0.0	0.0	0.0	0.0	0.0	0.0
Other products	3.2	3.0	1.5	0.5	0.0	0.0	0.0	0.0	0.0	0.0	0.0	0.0	8.2
Fuel	72.5	67.9	71.1	66.9	73.1	0.0	0.0	0.0	0.0	0.0	0.0	0.0	351.5
Flared	0.0	0.0	0.0	0.0	0.0	0.0	0.0	0.0	0.0	0.0	0.0	0.0	0.0
Vented	0.0	0.0	0.0	0.0	0.0	0.0	0.0	0.0	0.0	0.0	0.0	0.0	0.0
Diff and Other	-16.5	-37.0	-37.5	-32.5	-37.6	0.0	0.0	0.0	0.0	0.0	0.0	0.0	-161.1
Process and Frac													
Pentanes Plus	15.3	14.3	7.1	2.5	0.0	0.0	0.0	0.0	0.0	0.0	0.0	0.0	39.2
Propane	0.0	0.0	0.0	0.0	0.0	0.0	0.0	0.0	0.0	0.0	0.0	0.0	0.0
Butanes	0.0	0.0	0.0	0.0	0.0	0.0	0.0	0.0	0.0	0.0	0.0	0.0	0.0
Ethane	0.0	0.0	0.0	0.0	0.0	0.0	0.0	0.0	0.0	0.0	0.0	0.0	0.0
NGL MIX	0.0	0.0	0.0	0.0	0.0	0.0	0.0	0.0	0.0	0.0	0.0	0.0	0.0
Sulphur	0.0	0.0	0.0	0.0	0.0	0.0	0.0	0.0	0.0	0.0	0.0	0.0	0.0
Sulphur Closing Inv	0.0	0.0	0.0	0.0	0.0	0.0	0.0	0.0	0.0	0.0	0.0	0.0	0.0

Unit of Measurement: Gas and Gas equivalent products: 1000m3, Liquids: m3, Sulphur: MTS

VPR6200

Facility ID ABGS0121514

Facility Name PENGROWTH MCLEOD 13-30-56-14W5

Facility Licence # 13108

Facility Operator A1GR PINE CLIFF

Production Month	202001	202002	202003	202004	202005	202006	202007	202008	202009	202010	202011	202012	Totals
Receipts													
Receipts from Alberta Facilities	1,732.6	1,356.0	1,345.1	1,253.3	1,233.3	0.0	0.0	0.0	0.0	0.0	0.0	0.0	6,920.3
Receipts from Non-Alberta Facilities	0.0	0.0	0.0	0.0	0.0	0.0	0.0	0.0	0.0	0.0	0.0	0.0	0.0
Dispositions													
Disposition													
Battery	0.0	0.0	0.0	0.0	0.0	0.0	0.0	0.0	0.0	0.0	0.0	0.0	0.0
Gas Gathering System	1,784.8	1,418.1	1,392.0	1,289.3	1,282.4	0.0	0.0	0.0	0.0	0.0	0.0	0.0	7,166.6
Gas Plant	0.0	0.0	0.0	0.0	0.0	0.0	0.0	0.0	0.0	0.0	0.0	0.0	0.0
Injection Facility	0.0	0.0	0.0	0.0	0.0	0.0	0.0	0.0	0.0	0.0	0.0	0.0	0.0
Meter Station	0.0	0.0	0.0	0.0	0.0	0.0	0.0	0.0	0.0	0.0	0.0	0.0	0.0
Other	0.0	0.0	0.0	0.0	0.0	0.0	0.0	0.0	0.0	0.0	0.0	0.0	0.0
Alberta Commercial	0.0	0.0	0.0	0.0	0.0	0.0	0.0	0.0	0.0	0.0	0.0	0.0	0.0
Alberta Industrial	0.0	0.0	0.0	0.0	0.0	0.0	0.0	0.0	0.0	0.0	0.0	0.0	0.0
Alberta Residential	0.0	0.0	0.0	0.0	0.0	0.0	0.0	0.0	0.0	0.0	0.0	0.0	0.0
Alberta Elec.Generation	0.0	0.0	0.0	0.0	0.0	0.0	0.0	0.0	0.0	0.0	0.0	0.0	0.0
Shrinkage													
Acid Gas	0.0	0.0	0.0	0.0	0.0	0.0	0.0	0.0	0.0	0.0	0.0	0.0	0.0
Other products	9.9	4.2	4.2	10.0	8.7	0.0	0.0	0.0	0.0	0.0	0.0	0.0	37.0
Fuel	35.1	31.5	34.2	33.8	34.8	0.0	0.0	0.0	0.0	0.0	0.0	0.0	169.4
Flared	0.0	0.0	0.0	0.0	0.0	0.0	0.0	0.0	0.0	0.0	0.0	0.0	0.0
Vented	0.1	0.1	0.1	0.1	0.1	0.0	0.0	0.0	0.0	0.0	0.0	0.0	0.5
Diff and Other	-97.3	-97.9	-85.4	-79.9	-92.7	0.0	0.0	0.0	0.0	0.0	0.0	0.0	-453.2
Process and Frac													
Pentanes Plus	47.7	20.3	20.4	48.6	42.1	0.0	0.0	0.0	0.0	0.0	0.0	0.0	179.1
Propane	0.0	0.0	0.0	0.0	0.0	0.0	0.0	0.0	0.0	0.0	0.0	0.0	0.0
Butanes	0.0	0.0	0.0	0.0	0.0	0.0	0.0	0.0	0.0	0.0	0.0	0.0	0.0
Ethane	0.0	0.0	0.0	0.0	0.0	0.0	0.0	0.0	0.0	0.0	0.0	0.0	0.0
NGL MIX	0.0	0.0	0.0	0.0	0.0	0.0	0.0	0.0	0.0	0.0	0.0	0.0	0.0
Sulphur	0.0	0.0	0.0	0.0	0.0	0.0	0.0	0.0	0.0	0.0	0.0	0.0	0.0
Sulphur Closing Inv	0.0	0.0	0.0	0.0	0.0	0.0	0.0	0.0	0.0	0.0	0.0	0.0	0.0

Unit of Measurement: Gas and Gas equivalent products: 1000m3, Liquids: m3, Sulphur: MTS

VPR6200

Facility ID ABGS0122490

Facility Name TAQA North GS 02 01 04 043 05W5

Facility Licence # 26442

Facility Operator A2TG TQN

Production Month	202001	202002	202003	202004	202005	202006	202007	202008	202009	202010	202011	202012	Totals
Receipts													
Receipts from Alberta Facilities	681.6	718.4	756.9	697.6	673.4	0.0	0.0	0.0	0.0	0.0	0.0	0.0	3,527.9
Receipts from Non-Alberta Facilities	0.0	0.0	0.0	0.0	0.0	0.0	0.0	0.0	0.0	0.0	0.0	0.0	0.0
Dispositions													
Disposition													
Battery	0.0	0.0	0.0	0.0	0.0	0.0	0.0	0.0	0.0	0.0	0.0	0.0	0.0
Gas Gathering System	658.4	690.9	725.4	664.6	642.0	0.0	0.0	0.0	0.0	0.0	0.0	0.0	3,381.3
Gas Plant	0.0	0.0	0.0	0.0	0.0	0.0	0.0	0.0	0.0	0.0	0.0	0.0	0.0
Injection Facility	0.0	0.0	0.0	0.0	0.0	0.0	0.0	0.0	0.0	0.0	0.0	0.0	0.0
Meter Station	0.0	0.0	0.0	0.0	0.0	0.0	0.0	0.0	0.0	0.0	0.0	0.0	0.0
Other	0.0	0.0	0.0	0.0	0.0	0.0	0.0	0.0	0.0	0.0	0.0	0.0	0.0
Alberta Commercial	0.0	0.0	0.0	0.0	0.0	0.0	0.0	0.0	0.0	0.0	0.0	0.0	0.0
Alberta Industrial	0.0	0.0	0.0	0.0	0.0	0.0	0.0	0.0	0.0	0.0	0.0	0.0	0.0
Alberta Residential	0.0	0.0	0.0	0.0	0.0	0.0	0.0	0.0	0.0	0.0	0.0	0.0	0.0
Alberta Elec.Generation	0.0	0.0	0.0	0.0	0.0	0.0	0.0	0.0	0.0	0.0	0.0	0.0	0.0
Shrinkage													
Acid Gas	0.0	0.0	0.0	0.0	0.0	0.0	0.0	0.0	0.0	0.0	0.0	0.0	0.0
Other products	0.0	0.0	0.0	0.0	2.1	0.0	0.0	0.0	0.0	0.0	0.0	0.0	2.1
Fuel	41.5	37.9	35.2	46.0	39.9	0.0	0.0	0.0	0.0	0.0	0.0	0.0	200.5
Flared	0.0	0.0	0.0	0.0	0.0	0.0	0.0	0.0	0.0	0.0	0.0	0.0	0.0
Vented	0.0	0.0	0.0	0.0	0.0	0.0	0.0	0.0	0.0	0.0	0.0	0.0	0.0
Diff and Other	-18.3	-10.4	-3.7	-13.0	-10.6	0.0	0.0	0.0	0.0	0.0	0.0	0.0	-56.0
Process and Frac													
Pentanes Plus	0.0	0.0	0.0	0.0	10.0	0.0	0.0	0.0	0.0	0.0	0.0	0.0	10.0
Propane	0.0	0.0	0.0	0.0	0.0	0.0	0.0	0.0	0.0	0.0	0.0	0.0	0.0
Butanes	0.0	0.0	0.0	0.0	0.0	0.0	0.0	0.0	0.0	0.0	0.0	0.0	0.0
Ethane	0.0	0.0	0.0	0.0	0.0	0.0	0.0	0.0	0.0	0.0	0.0	0.0	0.0
NGL MIX	0.0	0.0	0.0	0.0	0.0	0.0	0.0	0.0	0.0	0.0	0.0	0.0	0.0
Sulphur	0.0	0.0	0.0	0.0	0.0	0.0	0.0	0.0	0.0	0.0	0.0	0.0	0.0
Sulphur Closing Inv	0.0	0.0	0.0	0.0	0.0	0.0	0.0	0.0	0.0	0.0	0.0	0.0	0.0

Unit of Measurement: Gas and Gas equivalent products: 1000m3, Liquids: m3, Sulphur: MTS

VPR6200

Facility ID ABGS0122626

Facility Name ECA 7-3 AND 7-34 COMPRESSOR GGS

Facility Licence # 15369

Facility Operator 0026 OVV

Production Month	202001	202002	202003	202004	202005	202006	202007	202008	202009	202010	202011	202012	Totals
Receipts													
Receipts from Alberta Facilities	9,206.4	8,289.9	8,331.9	6,366.0	8,348.2	0.0	0.0	0.0	0.0	0.0	0.0	0.0	40,542.4
Receipts from Non-Alberta Facilities	0.0	0.0	0.0	0.0	0.0	0.0	0.0	0.0	0.0	0.0	0.0	0.0	0.0
Dispositions													
Disposition													
Battery	0.0	0.0	0.0	0.0	0.0	0.0	0.0	0.0	0.0	0.0	0.0	0.0	0.0
Gas Gathering System	8,903.4	8,058.7	8,111.6	6,191.2	8,116.7	0.0	0.0	0.0	0.0	0.0	0.0	0.0	39,381.6
Gas Plant	0.0	0.0	0.0	0.0	0.0	0.0	0.0	0.0	0.0	0.0	0.0	0.0	0.0
Injection Facility	0.0	0.0	0.0	0.0	0.0	0.0	0.0	0.0	0.0	0.0	0.0	0.0	0.0
Meter Station	0.0	0.0	0.0	0.0	0.0	0.0	0.0	0.0	0.0	0.0	0.0	0.0	0.0
Other	0.0	0.0	0.0	0.0	0.0	0.0	0.0	0.0	0.0	0.0	0.0	0.0	0.0
Alberta Commercial	0.0	0.0	0.0	0.0	0.0	0.0	0.0	0.0	0.0	0.0	0.0	0.0	0.0
Alberta Industrial	0.0	0.0	0.0	0.0	0.0	0.0	0.0	0.0	0.0	0.0	0.0	0.0	0.0
Alberta Residential	0.0	0.0	0.0	0.0	0.0	0.0	0.0	0.0	0.0	0.0	0.0	0.0	0.0
Alberta Elec.Generation	0.0	0.0	0.0	0.0	0.0	0.0	0.0	0.0	0.0	0.0	0.0	0.0	0.0
Shrinkage													
Acid Gas	0.0	0.0	0.0	0.0	0.0	0.0	0.0	0.0	0.0	0.0	0.0	0.0	0.0
Other products	0.4	0.0	0.1	0.0	0.0	0.0	0.0	0.0	0.0	0.0	0.0	0.0	0.5
Fuel	303.0	225.4	214.0	168.7	225.2	0.0	0.0	0.0	0.0	0.0	0.0	0.0	1,136.3
Flared	0.0	5.8	6.3	6.1	6.3	0.0	0.0	0.0	0.0	0.0	0.0	0.0	24.5
Vented	0.0	0.0	0.0	0.0	0.0	0.0	0.0	0.0	0.0	0.0	0.0	0.0	0.0
Diff and Other	-0.4	0.0	-0.1	0.0	0.0	0.0	0.0	0.0	0.0	0.0	0.0	0.0	-0.5
Process and Frac													
Pentanes Plus	1.8	0.0	0.4	0.0	0.0	0.0	0.0	0.0	0.0	0.0	0.0	0.0	2.2
Propane	0.0	0.0	0.0	0.0	0.0	0.0	0.0	0.0	0.0	0.0	0.0	0.0	0.0
Butanes	0.0	0.0	0.0	0.0	0.0	0.0	0.0	0.0	0.0	0.0	0.0	0.0	0.0
Ethane	0.0	0.0	0.0	0.0	0.0	0.0	0.0	0.0	0.0	0.0	0.0	0.0	0.0
NGL MIX	0.0	0.0	0.0	0.0	0.0	0.0	0.0	0.0	0.0	0.0	0.0	0.0	0.0
Sulphur	0.0	0.0	0.0	0.0	0.0	0.0	0.0	0.0	0.0	0.0	0.0	0.0	0.0
Sulphur Closing Inv	0.0	0.0	0.0	0.0	0.0	0.0	0.0	0.0	0.0	0.0	0.0	0.0	0.0

Unit of Measurement: Gas and Gas equivalent products: 1000m3, Liquids: m3, Sulphur: MTS

VPR6200

Facility ID ABGS0122857

Facility Name 00/07-22-068-08W6 Wapiti GS

Facility Licence # 32791

Facility Operator A6GD SINOPEC

Production Month	202001	202002	202003	202004	202005	202006	202007	202008	202009	202010	202011	202012	Totals
Receipts													
Receipts from Alberta Facilities	30,409.9	30,052.6	32,390.1	26,929.3	28,762.3	0.0	0.0	0.0	0.0	0.0	0.0	0.0	148,544.2
Receipts from Non-Alberta Facilities	0.0	0.0	0.0	0.0	0.0	0.0	0.0	0.0	0.0	0.0	0.0	0.0	0.0
Dispositions													
Disposition													
Battery	0.0	0.0	0.0	0.0	0.0	0.0	0.0	0.0	0.0	0.0	0.0	0.0	0.0
Gas Gathering System	28,727.4	28,329.0	30,635.8	24,691.4	26,598.0	0.0	0.0	0.0	0.0	0.0	0.0	0.0	138,981.6
Gas Plant	0.0	0.0	0.0	0.0	0.0	0.0	0.0	0.0	0.0	0.0	0.0	0.0	0.0
Injection Facility	0.0	0.0	0.0	0.0	0.0	0.0	0.0	0.0	0.0	0.0	0.0	0.0	0.0
Meter Station	0.0	0.0	0.0	0.0	0.0	0.0	0.0	0.0	0.0	0.0	0.0	0.0	0.0
Other	0.0	0.0	0.0	0.0	0.0	0.0	0.0	0.0	0.0	0.0	0.0	0.0	0.0
Alberta Commercial	0.0	0.0	0.0	0.0	0.0	0.0	0.0	0.0	0.0	0.0	0.0	0.0	0.0
Alberta Industrial	0.0	0.0	0.0	0.0	0.0	0.0	0.0	0.0	0.0	0.0	0.0	0.0	0.0
Alberta Residential	0.0	0.0	0.0	0.0	0.0	0.0	0.0	0.0	0.0	0.0	0.0	0.0	0.0
Alberta Elec.Generation	0.0	0.0	0.0	0.0	0.0	0.0	0.0	0.0	0.0	0.0	0.0	0.0	0.0
Shrinkage													
Acid Gas	0.0	0.0	0.0	0.0	0.0	0.0	0.0	0.0	0.0	0.0	0.0	0.0	0.0
Other products	1,360.4	1,202.8	1,465.2	1,360.1	1,483.9	0.0	0.0	0.0	0.0	0.0	0.0	0.0	6,872.4
Fuel	648.4	620.0	650.8	640.1	649.7	0.0	0.0	0.0	0.0	0.0	0.0	0.0	3,209.0
Flared	59.0	43.2	48.6	52.9	49.7	0.0	0.0	0.0	0.0	0.0	0.0	0.0	253.4
Vented	0.0	0.0	0.0	0.0	0.0	0.0	0.0	0.0	0.0	0.0	0.0	0.0	0.0
Diff and Other	-385.3	-142.4	-410.3	184.8	-19.0	0.0	0.0	0.0	0.0	0.0	0.0	0.0	-772.2
Process and Frac													
Pentanes Plus	6,582.3	5,819.8	7,089.7	6,580.8	7,180.2	0.0	0.0	0.0	0.0	0.0	0.0	0.0	33,252.8
Propane	0.0	0.0	0.0	0.0	0.0	0.0	0.0	0.0	0.0	0.0	0.0	0.0	0.0
Butanes	0.0	0.0	0.0	0.0	0.0	0.0	0.0	0.0	0.0	0.0	0.0	0.0	0.0
Ethane	0.0	0.0	0.0	0.0	0.0	0.0	0.0	0.0	0.0	0.0	0.0	0.0	0.0
NGL MIX	0.0	0.0	0.0	0.0	0.0	0.0	0.0	0.0	0.0	0.0	0.0	0.0	0.0
Sulphur	0.0	0.0	0.0	0.0	0.0	0.0	0.0	0.0	0.0	0.0	0.0	0.0	0.0
Sulphur Closing Inv	0.0	0.0	0.0	0.0	0.0	0.0	0.0	0.0	0.0	0.0	0.0	0.0	0.0

Unit of Measurement: Gas and Gas equivalent products: 1000m3, Liquids: m3, Sulphur: MTS

VPR6200

Facility ID ABGS0123006
Facility Licence # 29048

Facility Name South Rosevear 3-10-54-15W5
Facility Operator A5YK VELVET

Production Month	202001	202002	202003	202004	202005	202006	202007	202008	202009	202010	202011	202012	Totals
Receipts													
Receipts from Alberta Facilities	381.3	407.8	413.8	384.8	445.8	0.0	0.0	0.0	0.0	0.0	0.0	0.0	2,033.5
Receipts from Non-Alberta Facilities	0.0	0.0	0.0	0.0	0.0	0.0	0.0	0.0	0.0	0.0	0.0	0.0	0.0
Dispositions													
Disposition													
Battery	0.0	0.0	0.0	0.0	0.0	0.0	0.0	0.0	0.0	0.0	0.0	0.0	0.0
Gas Gathering System	334.7	321.0	332.3	309.5	381.3	0.0	0.0	0.0	0.0	0.0	0.0	0.0	1,678.8
Gas Plant	0.0	0.0	0.0	0.0	0.0	0.0	0.0	0.0	0.0	0.0	0.0	0.0	0.0
Injection Facility	0.0	0.0	0.0	0.0	0.0	0.0	0.0	0.0	0.0	0.0	0.0	0.0	0.0
Meter Station	0.0	0.0	0.0	0.0	0.0	0.0	0.0	0.0	0.0	0.0	0.0	0.0	0.0
Other	0.0	0.0	0.0	0.0	0.0	0.0	0.0	0.0	0.0	0.0	0.0	0.0	0.0
Alberta Commercial	0.0	0.0	0.0	0.0	0.0	0.0	0.0	0.0	0.0	0.0	0.0	0.0	0.0
Alberta Industrial	0.0	0.0	0.0	0.0	0.0	0.0	0.0	0.0	0.0	0.0	0.0	0.0	0.0
Alberta Residential	0.0	0.0	0.0	0.0	0.0	0.0	0.0	0.0	0.0	0.0	0.0	0.0	0.0
Alberta Elec.Generation	0.0	0.0	0.0	0.0	0.0	0.0	0.0	0.0	0.0	0.0	0.0	0.0	0.0
Shrinkage													
Acid Gas	0.0	0.0	0.0	0.0	0.0	0.0	0.0	0.0	0.0	0.0	0.0	0.0	0.0
Other products	2.5	0.0	1.7	0.0	0.0	0.0	0.0	0.0	0.0	0.0	0.0	0.0	4.2
Fuel	26.8	58.4	38.9	39.2	39.5	0.0	0.0	0.0	0.0	0.0	0.0	0.0	202.8
Flared	0.0	0.0	0.0	0.0	0.0	0.0	0.0	0.0	0.0	0.0	0.0	0.0	0.0
Vented	1.1	1.2	1.2	1.2	39.5	0.0	0.0	0.0	0.0	0.0	0.0	0.0	44.2
Diff and Other	16.2	27.2	39.7	34.9	-14.5	0.0	0.0	0.0	0.0	0.0	0.0	0.0	103.5
Process and Frac													
Pentanes Plus	12.1	0.0	8.2	0.0	0.0	0.0	0.0	0.0	0.0	0.0	0.0	0.0	20.3
Propane	0.0	0.0	0.0	0.0	0.0	0.0	0.0	0.0	0.0	0.0	0.0	0.0	0.0
Butanes	0.0	0.0	0.0	0.0	0.0	0.0	0.0	0.0	0.0	0.0	0.0	0.0	0.0
Ethane	0.0	0.0	0.0	0.0	0.0	0.0	0.0	0.0	0.0	0.0	0.0	0.0	0.0
NGL MIX	0.0	0.0	0.0	0.0	0.0	0.0	0.0	0.0	0.0	0.0	0.0	0.0	0.0
Sulphur	0.0	0.0	0.0	0.0	0.0	0.0	0.0	0.0	0.0	0.0	0.0	0.0	0.0
Sulphur Closing Inv	0.0	0.0	0.0	0.0	0.0	0.0	0.0	0.0	0.0	0.0	0.0	0.0	0.0

Unit of Measurement: Gas and Gas equivalent products: 1000m3, Liquids: m3, Sulphur: MTS

VPR6200

Facility ID ABGS0123027

Facility Name TORC ROSEVEAR 06-18-054-15W5 GS

Facility Licence # 26261

Facility Operator A5RJ TORC

Production Month	202001	202002	202003	202004	202005	202006	202007	202008	202009	202010	202011	202012	Totals
Receipts													
Receipts from Alberta Facilities	985.4	1,016.6	1,083.5	1,004.7	1,042.3	0.0	0.0	0.0	0.0	0.0	0.0	0.0	5,132.5
Receipts from Non-Alberta Facilities	0.0	0.0	0.0	0.0	0.0	0.0	0.0	0.0	0.0	0.0	0.0	0.0	0.0
Dispositions													
Disposition													
Battery	0.0	0.0	0.0	0.0	0.0	0.0	0.0	0.0	0.0	0.0	0.0	0.0	0.0
Gas Gathering System	912.0	940.2	1,001.2	944.5	988.4	0.0	0.0	0.0	0.0	0.0	0.0	0.0	4,786.3
Gas Plant	0.0	0.0	0.0	0.0	0.0	0.0	0.0	0.0	0.0	0.0	0.0	0.0	0.0
Injection Facility	0.0	0.0	0.0	0.0	0.0	0.0	0.0	0.0	0.0	0.0	0.0	0.0	0.0
Meter Station	0.0	0.0	0.0	0.0	0.0	0.0	0.0	0.0	0.0	0.0	0.0	0.0	0.0
Other	0.0	0.0	0.0	0.0	0.0	0.0	0.0	0.0	0.0	0.0	0.0	0.0	0.0
Alberta Commercial	0.0	0.0	0.0	0.0	0.0	0.0	0.0	0.0	0.0	0.0	0.0	0.0	0.0
Alberta Industrial	0.0	0.0	0.0	0.0	0.0	0.0	0.0	0.0	0.0	0.0	0.0	0.0	0.0
Alberta Residential	0.0	0.0	0.0	0.0	0.0	0.0	0.0	0.0	0.0	0.0	0.0	0.0	0.0
Alberta Elec.Generation	0.0	0.0	0.0	0.0	0.0	0.0	0.0	0.0	0.0	0.0	0.0	0.0	0.0
Shrinkage													
Acid Gas	0.0	0.0	0.0	0.0	0.0	0.0	0.0	0.0	0.0	0.0	0.0	0.0	0.0
Other products	0.0	0.0	0.0	3.5	1.6	0.0	0.0	0.0	0.0	0.0	0.0	0.0	5.1
Fuel	35.8	35.4	40.7	39.3	42.9	0.0	0.0	0.0	0.0	0.0	0.0	0.0	194.1
Flared	0.0	0.0	0.0	0.0	0.0	0.0	0.0	0.0	0.0	0.0	0.0	0.0	0.0
Vented	0.0	1.1	1.1	1.0	1.1	0.0	0.0	0.0	0.0	0.0	0.0	0.0	4.3
Diff and Other	37.6	39.9	40.5	16.4	8.3	0.0	0.0	0.0	0.0	0.0	0.0	0.0	142.7
Process and Frac													
Pentanes Plus	0.0	0.0	0.0	16.7	7.8	0.0	0.0	0.0	0.0	0.0	0.0	0.0	24.5
Propane	0.0	0.0	0.0	0.0	0.0	0.0	0.0	0.0	0.0	0.0	0.0	0.0	0.0
Butanes	0.0	0.0	0.0	0.0	0.0	0.0	0.0	0.0	0.0	0.0	0.0	0.0	0.0
Ethane	0.0	0.0	0.0	0.0	0.0	0.0	0.0	0.0	0.0	0.0	0.0	0.0	0.0
NGL MIX	0.0	0.0	0.0	0.0	0.0	0.0	0.0	0.0	0.0	0.0	0.0	0.0	0.0
Sulphur	0.0	0.0	0.0	0.0	0.0	0.0	0.0	0.0	0.0	0.0	0.0	0.0	0.0
Sulphur Closing Inv	0.0	0.0	0.0	0.0	0.0	0.0	0.0	0.0	0.0	0.0	0.0	0.0	0.0

Unit of Measurement: Gas and Gas equivalent products: 1000m3, Liquids: m3, Sulphur: MTS

VPR6200

Facility ID ABGS0123046

Facility Name 00/03-36-053-10W5 Chip Lake GS

Facility Licence # 34398

Facility Operator A6GD SINOPEC

Production Month	202001	202002	202003	202004	202005	202006	202007	202008	202009	202010	202011	202012	Totals
SHUTIN													
Receipts													
Receipts from Alberta Facilities	119.8	109.5	113.9	71.4	0.0	0.0	0.0	0.0	0.0	0.0	0.0	0.0	414.6
Receipts from Non-Alberta Facilities	0.0	0.0	0.0	0.0	0.0	0.0	0.0	0.0	0.0	0.0	0.0	0.0	0.0
Dispositions													
Disposition													
Battery	0.0	0.0	0.0	0.0	0.0	0.0	0.0	0.0	0.0	0.0	0.0	0.0	0.0
Gas Gathering System	118.9	108.8	113.2	71.0	0.0	0.0	0.0	0.0	0.0	0.0	0.0	0.0	411.9
Gas Plant	0.0	0.0	0.0	0.0	0.0	0.0	0.0	0.0	0.0	0.0	0.0	0.0	0.0
Injection Facility	0.0	0.0	0.0	0.0	0.0	0.0	0.0	0.0	0.0	0.0	0.0	0.0	0.0
Meter Station	0.0	0.0	0.0	0.0	0.0	0.0	0.0	0.0	0.0	0.0	0.0	0.0	0.0
Other	0.0	0.0	0.0	0.0	0.0	0.0	0.0	0.0	0.0	0.0	0.0	0.0	0.0
Alberta Commercial	0.0	0.0	0.0	0.0	0.0	0.0	0.0	0.0	0.0	0.0	0.0	0.0	0.0
Alberta Industrial	0.0	0.0	0.0	0.0	0.0	0.0	0.0	0.0	0.0	0.0	0.0	0.0	0.0
Alberta Residential	0.0	0.0	0.0	0.0	0.0	0.0	0.0	0.0	0.0	0.0	0.0	0.0	0.0
Alberta Elec.Generation	0.0	0.0	0.0	0.0	0.0	0.0	0.0	0.0	0.0	0.0	0.0	0.0	0.0
Shrinkage													
Acid Gas	0.0	0.0	0.0	0.0	0.0	0.0	0.0	0.0	0.0	0.0	0.0	0.0	0.0
Other products	1.0	0.8	0.8	0.9	0.0	0.0	0.0	0.0	0.0	0.0	0.0	0.0	3.5
Fuel	0.5	0.5	0.5	0.3	0.0	0.0	0.0	0.0	0.0	0.0	0.0	0.0	1.8
Flared	0.0	0.0	0.0	0.0	0.0	0.0	0.0	0.0	0.0	0.0	0.0	0.0	0.0
Vented	0.1	0.1	0.1	0.1	0.0	0.0	0.0	0.0	0.0	0.0	0.0	0.0	0.4
Diff and Other	-0.7	-0.7	-0.7	-0.9	0.0	0.0	0.0	0.0	0.0	0.0	0.0	0.0	-3.0
Process and Frac													
Pentanes Plus	4.9	4.0	4.1	4.4	0.0	0.0	0.0	0.0	0.0	0.0	0.0	0.0	17.4
Propane	0.0	0.0	0.0	0.0	0.0	0.0	0.0	0.0	0.0	0.0	0.0	0.0	0.0
Butanes	0.0	0.0	0.0	0.0	0.0	0.0	0.0	0.0	0.0	0.0	0.0	0.0	0.0
Ethane	0.0	0.0	0.0	0.0	0.0	0.0	0.0	0.0	0.0	0.0	0.0	0.0	0.0
NGL MIX	0.0	0.0	0.0	0.0	0.0	0.0	0.0	0.0	0.0	0.0	0.0	0.0	0.0
Sulphur	0.0	0.0	0.0	0.0	0.0	0.0	0.0	0.0	0.0	0.0	0.0	0.0	0.0
Sulphur Closing Inv	0.0	0.0	0.0	0.0	0.0	0.0	0.0	0.0	0.0	0.0	0.0	0.0	0.0

Unit of Measurement: Gas and Gas equivalent products: 1000m3, Liquids: m3, Sulphur: MTS

VPR6200

Facility ID ABGS0123167

Facility Name AOC KAYBOB - SIMONETTE 12" GGS

Facility Licence # 44338

Facility Operator A28L ATH

Production Month	202001	202002	202003	202004	202005	202006	202007	202008	202009	202010	202011	202012	Totals
Receipts													
Receipts from Alberta Facilities	45,981.3	39,937.6	42,048.3	40,810.6	42,488.3	0.0	0.0	0.0	0.0	0.0	0.0	0.0	211,266.1
Receipts from Non-Alberta Facilities	0.0	0.0	0.0	0.0	0.0	0.0	0.0	0.0	0.0	0.0	0.0	0.0	0.0
Dispositions													
Disposition													
Battery	0.0	0.0	0.0	0.0	0.0	0.0	0.0	0.0	0.0	0.0	0.0	0.0	0.0
Gas Gathering System	39,525.0	36,368.6	38,651.8	37,324.1	38,544.0	0.0	0.0	0.0	0.0	0.0	0.0	0.0	190,413.5
Gas Plant	0.0	0.0	0.0	0.0	0.0	0.0	0.0	0.0	0.0	0.0	0.0	0.0	0.0
Injection Facility	0.0	0.0	0.0	0.0	0.0	0.0	0.0	0.0	0.0	0.0	0.0	0.0	0.0
Meter Station	0.0	0.0	0.0	0.0	0.0	0.0	0.0	0.0	0.0	0.0	0.0	0.0	0.0
Other	0.0	0.0	0.0	0.0	0.0	0.0	0.0	0.0	0.0	0.0	0.0	0.0	0.0
Alberta Commercial	0.0	0.0	0.0	0.0	0.0	0.0	0.0	0.0	0.0	0.0	0.0	0.0	0.0
Alberta Industrial	0.0	0.0	0.0	0.0	0.0	0.0	0.0	0.0	0.0	0.0	0.0	0.0	0.0
Alberta Residential	0.0	0.0	0.0	0.0	0.0	0.0	0.0	0.0	0.0	0.0	0.0	0.0	0.0
Alberta Elec.Generation	0.0	0.0	0.0	0.0	0.0	0.0	0.0	0.0	0.0	0.0	0.0	0.0	0.0
Shrinkage													
Acid Gas	0.0	0.0	0.0	0.0	0.0	0.0	0.0	0.0	0.0	0.0	0.0	0.0	0.0
Other products	5,916.3	5,211.5	5,242.8	5,074.9	5,061.3	0.0	0.0	0.0	0.0	0.0	0.0	0.0	26,506.8
Fuel	1,514.2	0.0	0.0	304.1	1,356.2	0.0	0.0	0.0	0.0	0.0	0.0	0.0	3,174.5
Flared	3.1	12.5	18.4	20.7	9.9	0.0	0.0	0.0	0.0	0.0	0.0	0.0	64.6
Vented	0.0	0.0	0.0	0.0	0.0	0.0	0.0	0.0	0.0	0.0	0.0	0.0	0.0
Diff and Other	-977.3	-1,655.0	-1,864.7	-1,913.2	-2,483.1	0.0	0.0	0.0	0.0	0.0	0.0	0.0	-8,893.3
Process and Frac													
Pentanes Plus	28,626.7	25,216.4	25,368.2	24,555.7	24,490.0	0.0	0.0	0.0	0.0	0.0	0.0	0.0	128,257.0
Propane	0.0	0.0	0.0	0.0	0.0	0.0	0.0	0.0	0.0	0.0	0.0	0.0	0.0
Butanes	0.0	0.0	0.0	0.0	0.0	0.0	0.0	0.0	0.0	0.0	0.0	0.0	0.0
Ethane	0.0	0.0	0.0	0.0	0.0	0.0	0.0	0.0	0.0	0.0	0.0	0.0	0.0
NGL MIX	0.0	0.0	0.0	0.0	0.0	0.0	0.0	0.0	0.0	0.0	0.0	0.0	0.0
Sulphur	0.0	0.0	0.0	0.0	0.0	0.0	0.0	0.0	0.0	0.0	0.0	0.0	0.0
Sulphur Closing Inv	0.0	0.0	0.0	0.0	0.0	0.0	0.0	0.0	0.0	0.0	0.0	0.0	0.0

Unit of Measurement: Gas and Gas equivalent products: 1000m3, Liquids: m3, Sulphur: MTS

VPR6200

Facility ID ABGS0123359

Facility Name 00/06-29-047-11W5 Brazeau GS

Facility Licence # 26035

Facility Operator A6GD SINOPEC

Production Month	202001	202002	202003	202004	202005	202006	202007	202008	202009	202010	202011	202012	Totals
Receipts													
Receipts from Alberta Facilities	2,400.6	2,409.2	2,587.7	2,063.6	1,973.7	0.0	0.0	0.0	0.0	0.0	0.0	0.0	11,434.8
Receipts from Non-Alberta Facilities	0.0	0.0	0.0	0.0	0.0	0.0	0.0	0.0	0.0	0.0	0.0	0.0	0.0
Dispositions													
Disposition Battery	10.1	21.2	15.5	35.8	10.6	0.0	0.0	0.0	0.0	0.0	0.0	0.0	93.2
Gas Gathering System	2,198.1	2,243.3	2,385.3	2,011.6	1,861.8	0.0	0.0	0.0	0.0	0.0	0.0	0.0	10,700.1
Gas Plant	0.0	0.0	0.0	0.0	0.0	0.0	0.0	0.0	0.0	0.0	0.0	0.0	0.0
Injection Facility	0.0	0.0	0.0	0.0	0.0	0.0	0.0	0.0	0.0	0.0	0.0	0.0	0.0
Meter Station	0.0	0.0	0.0	0.0	0.0	0.0	0.0	0.0	0.0	0.0	0.0	0.0	0.0
Other	0.0	0.0	0.0	0.0	0.0	0.0	0.0	0.0	0.0	0.0	0.0	0.0	0.0
Alberta Commercial	0.0	0.0	0.0	0.0	0.0	0.0	0.0	0.0	0.0	0.0	0.0	0.0	0.0
Alberta Industrial	0.0	0.0	0.0	0.0	0.0	0.0	0.0	0.0	0.0	0.0	0.0	0.0	0.0
Alberta Residential	0.0	0.0	0.0	0.0	0.0	0.0	0.0	0.0	0.0	0.0	0.0	0.0	0.0
Alberta Elec.Generation	0.0	0.0	0.0	0.0	0.0	0.0	0.0	0.0	0.0	0.0	0.0	0.0	0.0
Shrinkage Acid Gas	0.0	0.0	0.0	0.0	0.0	0.0	0.0	0.0	0.0	0.0	0.0	0.0	0.0
Other products	63.5	68.6	82.8	61.7	71.9	0.0	0.0	0.0	0.0	0.0	0.0	0.0	348.5
Fuel	109.1	88.0	94.4	0.0	98.1	0.0	0.0	0.0	0.0	0.0	0.0	0.0	389.6
Flared	7.1	6.7	7.1	2.1	7.1	0.0	0.0	0.0	0.0	0.0	0.0	0.0	30.1
Vented	1.4	1.2	1.3	0.0	1.1	0.0	0.0	0.0	0.0	0.0	0.0	0.0	5.0
Diff and Other	11.3	-19.8	1.3	-47.6	-76.9	0.0	0.0	0.0	0.0	0.0	0.0	0.0	-131.7
Process and Frac													
Pentanes Plus	307.2	331.7	400.7	298.5	348.0	0.0	0.0	0.0	0.0	0.0	0.0	0.0	1,686.1
Propane	0.0	0.0	0.0	0.0	0.0	0.0	0.0	0.0	0.0	0.0	0.0	0.0	0.0
Butanes	0.0	0.0	0.0	0.0	0.0	0.0	0.0	0.0	0.0	0.0	0.0	0.0	0.0
Ethane	0.0	0.0	0.0	0.0	0.0	0.0	0.0	0.0	0.0	0.0	0.0	0.0	0.0
NGL MIX	0.0	0.0	0.0	0.0	0.0	0.0	0.0	0.0	0.0	0.0	0.0	0.0	0.0
Sulphur	0.0	0.0	0.0	0.0	0.0	0.0	0.0	0.0	0.0	0.0	0.0	0.0	0.0
Sulphur Closing Inv	0.0	0.0	0.0	0.0	0.0	0.0	0.0	0.0	0.0	0.0	0.0	0.0	0.0

Unit of Measurement: Gas and Gas equivalent products: 1000m3, Liquids: m3, Sulphur: MTS

VPR6200

Facility ID ABGS0123421
Facility Licence # 8864

Facility Name GAS GATHERING SYSTEM 9-11-41-10
Facility Operator A2TG TQN

Production Month	202001	202002	202003	202004	202005	202006	202007	202008	202009	202010	202011	202012	Totals
Receipts													
Receipts from Alberta Facilities	2,799.4	2,873.2	3,011.6	2,496.0	2,490.1	0.0	0.0	0.0	0.0	0.0	0.0	0.0	13,670.3
Receipts from Non-Alberta Facilities	0.0	0.0	0.0	0.0	0.0	0.0	0.0	0.0	0.0	0.0	0.0	0.0	0.0
Dispositions													
Disposition													
Battery	0.0	0.0	0.0	0.0	0.0	0.0	0.0	0.0	0.0	0.0	0.0	0.0	0.0
Gas Gathering System	2,573.3	2,784.3	2,891.8	2,411.6	2,374.6	0.0	0.0	0.0	0.0	0.0	0.0	0.0	13,035.6
Gas Plant	0.0	0.0	0.0	0.0	0.0	0.0	0.0	0.0	0.0	0.0	0.0	0.0	0.0
Injection Facility	0.0	0.0	0.0	0.0	0.0	0.0	0.0	0.0	0.0	0.0	0.0	0.0	0.0
Meter Station	0.0	0.0	0.0	0.0	0.0	0.0	0.0	0.0	0.0	0.0	0.0	0.0	0.0
Other	0.0	0.0	0.0	0.0	0.0	0.0	0.0	0.0	0.0	0.0	0.0	0.0	0.0
Alberta Commercial	0.0	0.0	0.0	0.0	0.0	0.0	0.0	0.0	0.0	0.0	0.0	0.0	0.0
Alberta Industrial	0.0	0.0	0.0	0.0	0.0	0.0	0.0	0.0	0.0	0.0	0.0	0.0	0.0
Alberta Residential	0.0	0.0	0.0	0.0	0.0	0.0	0.0	0.0	0.0	0.0	0.0	0.0	0.0
Alberta Elec.Generation	0.0	0.0	0.0	0.0	0.0	0.0	0.0	0.0	0.0	0.0	0.0	0.0	0.0
Shrinkage													
Acid Gas	0.0	0.0	0.0	0.0	0.0	0.0	0.0	0.0	0.0	0.0	0.0	0.0	0.0
Other products	18.5	27.8	25.2	4.7	3.3	0.0	0.0	0.0	0.0	0.0	0.0	0.0	79.5
Fuel	278.3	213.9	231.7	207.4	206.3	0.0	0.0	0.0	0.0	0.0	0.0	0.0	1,137.6
Flared	1.8	2.3	2.1	1.0	0.0	0.0	0.0	0.0	0.0	0.0	0.0	0.0	7.2
Vented	0.0	0.0	0.0	0.0	0.0	0.0	0.0	0.0	0.0	0.0	0.0	0.0	0.0
Diff and Other	-72.5	-155.1	-139.2	-128.7	-94.1	0.0	0.0	0.0	0.0	0.0	0.0	0.0	-589.6
Process and Frac													
Pentanes Plus	89.7	134.6	121.8	22.8	15.8	0.0	0.0	0.0	0.0	0.0	0.0	0.0	384.7
Propane	0.0	0.0	0.0	0.0	0.0	0.0	0.0	0.0	0.0	0.0	0.0	0.0	0.0
Butanes	0.0	0.0	0.0	0.0	0.0	0.0	0.0	0.0	0.0	0.0	0.0	0.0	0.0
Ethane	0.0	0.0	0.0	0.0	0.0	0.0	0.0	0.0	0.0	0.0	0.0	0.0	0.0
NGL MIX	0.0	0.0	0.0	0.0	0.0	0.0	0.0	0.0	0.0	0.0	0.0	0.0	0.0
Sulphur	0.0	0.0	0.0	0.0	0.0	0.0	0.0	0.0	0.0	0.0	0.0	0.0	0.0
Sulphur Closing Inv	0.0	0.0	0.0	0.0	0.0	0.0	0.0	0.0	0.0	0.0	0.0	0.0	0.0

Unit of Measurement: Gas and Gas equivalent products: 1000m3, Liquids: m3, Sulphur: MTS

VPR6200

Facility ID ABGS0123612
Facility Licence # 44364

Facility Name BXE 9-3-44-10W5 FERRIER GS
Facility Operator A5E0 BELLATRIX

Production Month	202001	202002	202003	202004	202005	202006	202007	202008	202009	202010	202011	202012	Totals
Receipts													
Receipts from Alberta Facilities	28,512.3	26,382.7	28,117.3	26,496.4	26,424.5	0.0	0.0	0.0	0.0	0.0	0.0	0.0	135,933.2
Receipts from Non-Alberta Facilities	0.0	0.0	0.0	0.0	0.0	0.0	0.0	0.0	0.0	0.0	0.0	0.0	0.0
Dispositions													
Disposition													
Battery	0.0	0.0	0.0	0.0	0.0	0.0	0.0	0.0	0.0	0.0	0.0	0.0	0.0
Gas Gathering System	28,572.4	26,097.7	27,464.1	25,774.3	25,991.6	0.0	0.0	0.0	0.0	0.0	0.0	0.0	133,900.1
Gas Plant	0.0	0.0	0.0	0.0	0.0	0.0	0.0	0.0	0.0	0.0	0.0	0.0	0.0
Injection Facility	0.0	0.0	0.0	0.0	0.0	0.0	0.0	0.0	0.0	0.0	0.0	0.0	0.0
Meter Station	0.0	0.0	0.0	0.0	0.0	0.0	0.0	0.0	0.0	0.0	0.0	0.0	0.0
Other	0.0	0.0	0.0	0.0	0.0	0.0	0.0	0.0	0.0	0.0	0.0	0.0	0.0
Alberta Commercial	0.0	0.0	0.0	0.0	0.0	0.0	0.0	0.0	0.0	0.0	0.0	0.0	0.0
Alberta Industrial	0.0	0.0	0.0	0.0	0.0	0.0	0.0	0.0	0.0	0.0	0.0	0.0	0.0
Alberta Residential	0.0	0.0	0.0	0.0	0.0	0.0	0.0	0.0	0.0	0.0	0.0	0.0	0.0
Alberta Elec.Generation	0.0	0.0	0.0	0.0	0.0	0.0	0.0	0.0	0.0	0.0	0.0	0.0	0.0
Shrinkage													
Acid Gas	0.0	0.0	0.0	0.0	0.0	0.0	0.0	0.0	0.0	0.0	0.0	0.0	0.0
Other products	2.4	5.7	6.7	6.1	2.7	0.0	0.0	0.0	0.0	0.0	0.0	0.0	23.6
Fuel	1,055.1	990.1	1,015.0	953.5	980.6	0.0	0.0	0.0	0.0	0.0	0.0	0.0	4,994.3
Flared	76.7	69.5	62.3	58.3	58.1	0.0	0.0	0.0	0.0	0.0	0.0	0.0	324.9
Vented	19.1	16.6	17.0	16.2	16.5	0.0	0.0	0.0	0.0	0.0	0.0	0.0	85.4
Diff and Other	-1,213.4	-796.9	-447.8	-312.0	-625.0	0.0	0.0	0.0	0.0	0.0	0.0	0.0	-3,395.1
Process and Frac													
Pentanes Plus	11.6	27.7	32.4	29.4	13.1	0.0	0.0	0.0	0.0	0.0	0.0	0.0	114.2
Propane	0.0	0.0	0.0	0.0	0.0	0.0	0.0	0.0	0.0	0.0	0.0	0.0	0.0
Butanes	0.0	0.0	0.0	0.0	0.0	0.0	0.0	0.0	0.0	0.0	0.0	0.0	0.0
Ethane	0.0	0.0	0.0	0.0	0.0	0.0	0.0	0.0	0.0	0.0	0.0	0.0	0.0
NGL MIX	0.0	0.0	0.0	0.0	0.0	0.0	0.0	0.0	0.0	0.0	0.0	0.0	0.0
Sulphur	0.0	0.0	0.0	0.0	0.0	0.0	0.0	0.0	0.0	0.0	0.0	0.0	0.0
Sulphur Closing Inv	0.0	0.0	0.0	0.0	0.0	0.0	0.0	0.0	0.0	0.0	0.0	0.0	0.0

Unit of Measurement: Gas and Gas equivalent products: 1000m3, Liquids: m3, Sulphur: MTS

VPR6200

Facility ID ABGS0123668
Facility Licence # 22606

Facility Name CRESTAR NORTH GILBY GS
Facility Operator A5D4 CVE

Production Month	202001	202002	202003	202004	202005	202006	202007	202008	202009	202010	202011	202012	Totals
Receipts													
Receipts from Alberta Facilities	155.2	185.5	179.2	173.8	181.5	0.0	0.0	0.0	0.0	0.0	0.0	0.0	875.2
Receipts from Non-Alberta Facilities	0.0	0.0	0.0	0.0	0.0	0.0	0.0	0.0	0.0	0.0	0.0	0.0	0.0
Dispositions													
Disposition													
Battery	16.5	42.0	42.3	35.6	25.9	0.0	0.0	0.0	0.0	0.0	0.0	0.0	162.3
Gas Gathering System	127.3	141.5	105.8	106.7	123.4	0.0	0.0	0.0	0.0	0.0	0.0	0.0	604.7
Gas Plant	0.0	0.0	0.0	0.0	0.0	0.0	0.0	0.0	0.0	0.0	0.0	0.0	0.0
Injection Facility	0.0	0.0	0.0	0.0	0.0	0.0	0.0	0.0	0.0	0.0	0.0	0.0	0.0
Meter Station	0.0	0.0	0.0	0.0	0.0	0.0	0.0	0.0	0.0	0.0	0.0	0.0	0.0
Other	0.0	0.0	0.0	0.0	0.0	0.0	0.0	0.0	0.0	0.0	0.0	0.0	0.0
Alberta Commercial	0.0	0.0	0.0	0.0	0.0	0.0	0.0	0.0	0.0	0.0	0.0	0.0	0.0
Alberta Industrial	0.0	0.0	0.0	0.0	0.0	0.0	0.0	0.0	0.0	0.0	0.0	0.0	0.0
Alberta Residential	0.0	0.0	0.0	0.0	0.0	0.0	0.0	0.0	0.0	0.0	0.0	0.0	0.0
Alberta Elec.Generation	0.0	0.0	0.0	0.0	0.0	0.0	0.0	0.0	0.0	0.0	0.0	0.0	0.0
Shrinkage													
Acid Gas	0.0	0.0	0.0	0.0	0.0	0.0	0.0	0.0	0.0	0.0	0.0	0.0	0.0
Other products	2.3	0.6	0.4	1.3	0.6	0.0	0.0	0.0	0.0	0.0	0.0	0.0	5.2
Fuel	34.0	37.0	40.4	29.9	31.2	0.0	0.0	0.0	0.0	0.0	0.0	0.0	172.5
Flared	0.0	0.0	0.0	0.0	0.0	0.0	0.0	0.0	0.0	0.0	0.0	0.0	0.0
Vented	0.4	0.3	0.7	0.5	0.5	0.0	0.0	0.0	0.0	0.0	0.0	0.0	2.4
Diff and Other	-25.3	-35.9	-10.4	-0.2	-0.1	0.0	0.0	0.0	0.0	0.0	0.0	0.0	-71.9
Process and Frac													
Pentanes Plus	11.0	3.1	2.0	6.1	2.9	0.0	0.0	0.0	0.0	0.0	0.0	0.0	25.1
Propane	0.0	0.0	0.0	0.0	0.0	0.0	0.0	0.0	0.0	0.0	0.0	0.0	0.0
Butanes	0.0	0.0	0.0	0.0	0.0	0.0	0.0	0.0	0.0	0.0	0.0	0.0	0.0
Ethane	0.0	0.0	0.0	0.0	0.0	0.0	0.0	0.0	0.0	0.0	0.0	0.0	0.0
NGL MIX	0.0	0.0	0.0	0.0	0.0	0.0	0.0	0.0	0.0	0.0	0.0	0.0	0.0
Sulphur	0.0	0.0	0.0	0.0	0.0	0.0	0.0	0.0	0.0	0.0	0.0	0.0	0.0
Sulphur Closing Inv	0.0	0.0	0.0	0.0	0.0	0.0	0.0	0.0	0.0	0.0	0.0	0.0	0.0

Unit of Measurement: Gas and Gas equivalent products: 1000m3, Liquids: m3, Sulphur: MTS

VPR6200

Facility ID ABGS0124048

Facility Name 11-19-079-11W6 COMPRESSOR STATION

Facility Licence # 16467

Facility Operator A1KN NORTHRIVERMID

Production Month	202001	202002	202003	202004	202005	202006	202007	202008	202009	202010	202011	202012	Totals
Receipts													
Receipts from Alberta Facilities	10,122.3	9,489.8	9,993.3	10,346.9	9,677.6	0.0	0.0	0.0	0.0	0.0	0.0	0.0	49,629.9
Receipts from Non-Alberta Facilities	0.0	0.0	0.0	0.0	0.0	0.0	0.0	0.0	0.0	0.0	0.0	0.0	0.0
Dispositions													
Disposition													
Battery	0.0	0.0	0.0	0.0	0.0	0.0	0.0	0.0	0.0	0.0	0.0	0.0	0.0
Gas Gathering System	9,952.5	9,250.4	9,748.0	10,172.4	9,676.4	0.0	0.0	0.0	0.0	0.0	0.0	0.0	48,799.7
Gas Plant	0.0	0.0	0.0	0.0	0.0	0.0	0.0	0.0	0.0	0.0	0.0	0.0	0.0
Injection Facility	0.0	0.0	0.0	0.0	0.0	0.0	0.0	0.0	0.0	0.0	0.0	0.0	0.0
Meter Station	0.0	0.0	0.0	0.0	0.0	0.0	0.0	0.0	0.0	0.0	0.0	0.0	0.0
Other	0.0	0.0	0.0	0.0	0.0	0.0	0.0	0.0	0.0	0.0	0.0	0.0	0.0
Alberta Commercial	0.0	0.0	0.0	0.0	0.0	0.0	0.0	0.0	0.0	0.0	0.0	0.0	0.0
Alberta Industrial	0.0	0.0	0.0	0.0	0.0	0.0	0.0	0.0	0.0	0.0	0.0	0.0	0.0
Alberta Residential	0.0	0.0	0.0	0.0	0.0	0.0	0.0	0.0	0.0	0.0	0.0	0.0	0.0
Alberta Elec.Generation	0.0	0.0	0.0	0.0	0.0	0.0	0.0	0.0	0.0	0.0	0.0	0.0	0.0
Shrinkage													
Acid Gas	0.0	0.0	0.0	0.0	0.0	0.0	0.0	0.0	0.0	0.0	0.0	0.0	0.0
Other products	19.3	17.5	19.0	22.5	23.3	0.0	0.0	0.0	0.0	0.0	0.0	0.0	101.6
Fuel	270.9	226.6	198.6	174.7	166.6	0.0	0.0	0.0	0.0	0.0	0.0	0.0	1,037.4
Flared	0.0	0.0	0.0	0.0	0.0	0.0	0.0	0.0	0.0	0.0	0.0	0.0	0.0
Vented	0.0	0.0	0.0	0.0	0.0	0.0	0.0	0.0	0.0	0.0	0.0	0.0	0.0
Diff and Other	-120.4	-4.7	27.7	-22.7	-188.7	0.0	0.0	0.0	0.0	0.0	0.0	0.0	-308.8
Process and Frac													
Pentanes Plus	93.4	84.9	92.0	109.0	112.5	0.0	0.0	0.0	0.0	0.0	0.0	0.0	491.8
Propane	0.0	0.0	0.0	0.0	0.0	0.0	0.0	0.0	0.0	0.0	0.0	0.0	0.0
Butanes	0.0	0.0	0.0	0.0	0.0	0.0	0.0	0.0	0.0	0.0	0.0	0.0	0.0
Ethane	0.0	0.0	0.0	0.0	0.0	0.0	0.0	0.0	0.0	0.0	0.0	0.0	0.0
NGL MIX	0.0	0.0	0.0	0.0	0.0	0.0	0.0	0.0	0.0	0.0	0.0	0.0	0.0
Sulphur	0.0	0.0	0.0	0.0	0.0	0.0	0.0	0.0	0.0	0.0	0.0	0.0	0.0
Sulphur Closing Inv	0.0	0.0	0.0	0.0	0.0	0.0	0.0	0.0	0.0	0.0	0.0	0.0	0.0

Unit of Measurement: Gas and Gas equivalent products: 1000m3, Liquids: m3, Sulphur: MTS

VPR6200

Facility ID ABGS0124330
Facility Licence # 11065

Facility Name Manitoak Lovett 2-6 GGS
Facility Operator OR46 HUSKY

Production Month	202001	202002	202003	202004	202005	202006	202007	202008	202009	202010	202011	202012	Totals
Receipts													
Receipts from Alberta Facilities	5,460.4	5,671.8	5,996.4	5,944.0	5,931.2	0.0	0.0	0.0	0.0	0.0	0.0	0.0	29,003.8
Receipts from Non-Alberta Facilities	0.0	0.0	0.0	0.0	0.0	0.0	0.0	0.0	0.0	0.0	0.0	0.0	0.0
Dispositions													
Disposition													
Battery	0.0	0.0	0.0	0.0	0.0	0.0	0.0	0.0	0.0	0.0	0.0	0.0	0.0
Gas Gathering System	5,347.0	5,528.0	5,951.9	5,791.8	5,760.0	0.0	0.0	0.0	0.0	0.0	0.0	0.0	28,378.7
Gas Plant	0.0	0.0	0.0	0.0	0.0	0.0	0.0	0.0	0.0	0.0	0.0	0.0	0.0
Injection Facility	0.0	0.0	0.0	0.0	0.0	0.0	0.0	0.0	0.0	0.0	0.0	0.0	0.0
Meter Station	0.0	0.0	0.0	0.0	0.0	0.0	0.0	0.0	0.0	0.0	0.0	0.0	0.0
Other	0.0	0.0	0.0	0.0	0.0	0.0	0.0	0.0	0.0	0.0	0.0	0.0	0.0
Alberta Commercial	0.0	0.0	0.0	0.0	0.0	0.0	0.0	0.0	0.0	0.0	0.0	0.0	0.0
Alberta Industrial	0.0	0.0	0.0	0.0	0.0	0.0	0.0	0.0	0.0	0.0	0.0	0.0	0.0
Alberta Residential	0.0	0.0	0.0	0.0	0.0	0.0	0.0	0.0	0.0	0.0	0.0	0.0	0.0
Alberta Elec.Generation	0.0	0.0	0.0	0.0	0.0	0.0	0.0	0.0	0.0	0.0	0.0	0.0	0.0
Shrinkage													
Acid Gas	0.0	0.0	0.0	0.0	0.0	0.0	0.0	0.0	0.0	0.0	0.0	0.0	0.0
Other products	1.0	0.0	1.8	2.0	0.3	0.0	0.0	0.0	0.0	0.0	0.0	0.0	5.1
Fuel	199.6	194.1	194.1	188.0	187.1	0.0	0.0	0.0	0.0	0.0	0.0	0.0	962.9
Flared	11.8	12.9	14.5	11.9	15.7	0.0	0.0	0.0	0.0	0.0	0.0	0.0	66.8
Vented	0.0	0.0	0.0	0.0	0.0	0.0	0.0	0.0	0.0	0.0	0.0	0.0	0.0
Diff and Other	-99.0	-63.2	-165.9	-49.7	-31.9	0.0	0.0	0.0	0.0	0.0	0.0	0.0	-409.7
Process and Frac													
Pentanes Plus	4.6	0.0	8.5	9.6	1.4	0.0	0.0	0.0	0.0	0.0	0.0	0.0	24.1
Propane	0.0	0.0	0.0	0.0	0.0	0.0	0.0	0.0	0.0	0.0	0.0	0.0	0.0
Butanes	0.0	0.0	0.0	0.0	0.0	0.0	0.0	0.0	0.0	0.0	0.0	0.0	0.0
Ethane	0.0	0.0	0.0	0.0	0.0	0.0	0.0	0.0	0.0	0.0	0.0	0.0	0.0
NGL MIX	0.0	0.0	0.0	0.0	0.0	0.0	0.0	0.0	0.0	0.0	0.0	0.0	0.0
Sulphur	0.0	0.0	0.0	0.0	0.0	0.0	0.0	0.0	0.0	0.0	0.0	0.0	0.0
Sulphur Closing Inv	0.0	0.0	0.0	0.0	0.0	0.0	0.0	0.0	0.0	0.0	0.0	0.0	0.0

Unit of Measurement: Gas and Gas equivalent products: 1000m3, Liquids: m3, Sulphur: MTS

VPR6200

Facility ID ABGS0124555

Facility Name SYLVAN 07-13-037-03W5 GGS

Facility Licence # 27205

Facility Operator OTM9 NAL

Production Month	202001	202002	202003	202004	202005	202006	202007	202008	202009	202010	202011	202012	Totals
Receipts													
Receipts from Alberta Facilities	754.1	761.0	749.3	749.9	819.0	0.0	0.0	0.0	0.0	0.0	0.0	0.0	3,833.3
Receipts from Non-Alberta Facilities	0.0	0.0	0.0	0.0	0.0	0.0	0.0	0.0	0.0	0.0	0.0	0.0	0.0
Dispositions													
Disposition													
Battery	0.0	0.0	0.0	0.0	0.0	0.0	0.0	0.0	0.0	0.0	0.0	0.0	0.0
Gas Gathering System	731.8	739.6	727.3	734.9	790.3	0.0	0.0	0.0	0.0	0.0	0.0	0.0	3,723.9
Gas Plant	0.0	0.0	0.0	0.0	0.0	0.0	0.0	0.0	0.0	0.0	0.0	0.0	0.0
Injection Facility	0.0	0.0	0.0	0.0	0.0	0.0	0.0	0.0	0.0	0.0	0.0	0.0	0.0
Meter Station	0.0	0.0	0.0	0.0	0.0	0.0	0.0	0.0	0.0	0.0	0.0	0.0	0.0
Other	0.0	0.0	0.0	0.0	0.0	0.0	0.0	0.0	0.0	0.0	0.0	0.0	0.0
Alberta Commercial	0.0	0.0	0.0	0.0	0.0	0.0	0.0	0.0	0.0	0.0	0.0	0.0	0.0
Alberta Industrial	0.0	0.0	0.0	0.0	0.0	0.0	0.0	0.0	0.0	0.0	0.0	0.0	0.0
Alberta Residential	0.0	0.0	0.0	0.0	0.0	0.0	0.0	0.0	0.0	0.0	0.0	0.0	0.0
Alberta Elec.Generation	0.0	0.0	0.0	0.0	0.0	0.0	0.0	0.0	0.0	0.0	0.0	0.0	0.0
Shrinkage													
Acid Gas	0.0	0.0	0.0	0.0	0.0	0.0	0.0	0.0	0.0	0.0	0.0	0.0	0.0
Other products	0.0	0.8	0.7	0.0	0.0	0.0	0.0	0.0	0.0	0.0	0.0	0.0	1.5
Fuel	22.3	21.4	22.0	15.0	28.7	0.0	0.0	0.0	0.0	0.0	0.0	0.0	109.4
Flared	0.0	0.0	0.0	0.0	0.0	0.0	0.0	0.0	0.0	0.0	0.0	0.0	0.0
Vented	0.0	0.0	0.0	0.0	0.0	0.0	0.0	0.0	0.0	0.0	0.0	0.0	0.0
Diff and Other	0.0	-0.8	-0.7	0.0	0.0	0.0	0.0	0.0	0.0	0.0	0.0	0.0	-1.5
Process and Frac													
Pentanes Plus	0.0	3.8	3.2	0.0	0.0	0.0	0.0	0.0	0.0	0.0	0.0	0.0	7.0
Propane	0.0	0.0	0.0	0.0	0.0	0.0	0.0	0.0	0.0	0.0	0.0	0.0	0.0
Butanes	0.0	0.0	0.0	0.0	0.0	0.0	0.0	0.0	0.0	0.0	0.0	0.0	0.0
Ethane	0.0	0.0	0.0	0.0	0.0	0.0	0.0	0.0	0.0	0.0	0.0	0.0	0.0
NGL MIX	0.0	0.0	0.0	0.0	0.0	0.0	0.0	0.0	0.0	0.0	0.0	0.0	0.0
Sulphur	0.0	0.0	0.0	0.0	0.0	0.0	0.0	0.0	0.0	0.0	0.0	0.0	0.0
Sulphur Closing Inv	0.0	0.0	0.0	0.0	0.0	0.0	0.0	0.0	0.0	0.0	0.0	0.0	0.0

Unit of Measurement: Gas and Gas equivalent products: 1000m3, Liquids: m3, Sulphur: MTS

VPR6200

Facility ID ABGS0124767
Facility Licence # 12178

Facility Name TAQA GATHERING SYSTEM
Facility Operator A5WA TANGLE CREEK

Production Month	202001	202002	202003	202004	202005	202006	202007	202008	202009	202010	202011	202012	Totals
Receipts													
Receipts from Alberta Facilities	726.1	735.7	194.2	201.5	266.7	0.0	0.0	0.0	0.0	0.0	0.0	0.0	2,124.2
Receipts from Non-Alberta Facilities	0.0	0.0	0.0	0.0	0.0	0.0	0.0	0.0	0.0	0.0	0.0	0.0	0.0
Dispositions													
Disposition													
Battery	0.0	0.0	0.0	0.0	0.0	0.0	0.0	0.0	0.0	0.0	0.0	0.0	0.0
Gas Gathering System	0.0	0.0	0.0	0.0	0.0	0.0	0.0	0.0	0.0	0.0	0.0	0.0	0.0
Gas Plant	683.2	688.7	194.2	201.5	266.7	0.0	0.0	0.0	0.0	0.0	0.0	0.0	2,034.3
Injection Facility	0.0	0.0	0.0	0.0	0.0	0.0	0.0	0.0	0.0	0.0	0.0	0.0	0.0
Meter Station	0.0	0.0	0.0	0.0	0.0	0.0	0.0	0.0	0.0	0.0	0.0	0.0	0.0
Other	0.0	0.0	0.0	0.0	0.0	0.0	0.0	0.0	0.0	0.0	0.0	0.0	0.0
Alberta Commercial	0.0	0.0	0.0	0.0	0.0	0.0	0.0	0.0	0.0	0.0	0.0	0.0	0.0
Alberta Industrial	0.0	0.0	0.0	0.0	0.0	0.0	0.0	0.0	0.0	0.0	0.0	0.0	0.0
Alberta Residential	0.0	0.0	0.0	0.0	0.0	0.0	0.0	0.0	0.0	0.0	0.0	0.0	0.0
Alberta Elec.Generation	0.0	0.0	0.0	0.0	0.0	0.0	0.0	0.0	0.0	0.0	0.0	0.0	0.0
Shrinkage													
Acid Gas	0.0	0.0	0.0	0.0	0.0	0.0	0.0	0.0	0.0	0.0	0.0	0.0	0.0
Other products	3.3	3.7	0.0	0.0	0.6	0.0	0.0	0.0	0.0	0.0	0.0	0.0	7.6
Fuel	62.1	58.0	0.0	0.0	0.0	0.0	0.0	0.0	0.0	0.0	0.0	0.0	120.1
Flared	0.0	0.0	0.0	0.0	0.0	0.0	0.0	0.0	0.0	0.0	0.0	0.0	0.0
Vented	0.0	0.0	0.0	0.0	0.0	0.0	0.0	0.0	0.0	0.0	0.0	0.0	0.0
Diff and Other	-22.5	-14.7	0.0	0.0	-0.6	0.0	0.0	0.0	0.0	0.0	0.0	0.0	-37.8
Process and Frac													
Pentanes Plus	16.1	17.8	0.0	0.0	2.8	0.0	0.0	0.0	0.0	0.0	0.0	0.0	36.7
Propane	0.0	0.0	0.0	0.0	0.0	0.0	0.0	0.0	0.0	0.0	0.0	0.0	0.0
Butanes	0.0	0.0	0.0	0.0	0.0	0.0	0.0	0.0	0.0	0.0	0.0	0.0	0.0
Ethane	0.0	0.0	0.0	0.0	0.0	0.0	0.0	0.0	0.0	0.0	0.0	0.0	0.0
NGL MIX	0.0	0.0	0.0	0.0	0.0	0.0	0.0	0.0	0.0	0.0	0.0	0.0	0.0
Sulphur	0.0	0.0	0.0	0.0	0.0	0.0	0.0	0.0	0.0	0.0	0.0	0.0	0.0
Sulphur Closing Inv	0.0	0.0	0.0	0.0	0.0	0.0	0.0	0.0	0.0	0.0	0.0	0.0	0.0

Unit of Measurement: Gas and Gas equivalent products: 1000m3, Liquids: m3, Sulphur: MTS

VPR6200

Facility ID ABGS0125245
Facility Licence # 40480

Facility Name Pass Creek 2-33-060-18W500 GS
Facility Operator A2TG TQN

Production Month	202001	202002	202003	202004	202005	202006	202007	202008	202009	202010	202011	202012	Totals
Receipts													
Receipts from Alberta Facilities	1,388.4	1,377.5	1,399.5	1,315.5	1,357.1	0.0	0.0	0.0	0.0	0.0	0.0	0.0	6,838.0
Receipts from Non-Alberta Facilities	0.0	0.0	0.0	0.0	0.0	0.0	0.0	0.0	0.0	0.0	0.0	0.0	0.0
Dispositions													
Disposition													
Battery	63.1	61.4	57.0	59.7	46.6	0.0	0.0	0.0	0.0	0.0	0.0	0.0	287.8
Gas Gathering System	1,138.0	1,109.8	1,152.2	1,103.7	1,143.3	0.0	0.0	0.0	0.0	0.0	0.0	0.0	5,647.0
Gas Plant	0.0	0.0	0.0	0.0	0.0	0.0	0.0	0.0	0.0	0.0	0.0	0.0	0.0
Injection Facility	0.0	0.0	0.0	0.0	0.0	0.0	0.0	0.0	0.0	0.0	0.0	0.0	0.0
Meter Station	0.0	0.0	0.0	0.0	0.0	0.0	0.0	0.0	0.0	0.0	0.0	0.0	0.0
Other	0.0	0.0	0.0	0.0	0.0	0.0	0.0	0.0	0.0	0.0	0.0	0.0	0.0
Alberta Commercial	0.0	0.0	0.0	0.0	0.0	0.0	0.0	0.0	0.0	0.0	0.0	0.0	0.0
Alberta Industrial	0.0	0.0	0.0	0.0	0.0	0.0	0.0	0.0	0.0	0.0	0.0	0.0	0.0
Alberta Residential	0.0	0.0	0.0	0.0	0.0	0.0	0.0	0.0	0.0	0.0	0.0	0.0	0.0
Alberta Elec.Generation	0.0	0.0	0.0	0.0	0.0	0.0	0.0	0.0	0.0	0.0	0.0	0.0	0.0
Shrinkage													
Acid Gas	0.0	0.0	0.0	0.0	0.0	0.0	0.0	0.0	0.0	0.0	0.0	0.0	0.0
Other products	30.8	26.8	30.0	28.2	30.3	0.0	0.0	0.0	0.0	0.0	0.0	0.0	146.1
Fuel	157.6	138.4	122.2	85.4	93.0	0.0	0.0	0.0	0.0	0.0	0.0	0.0	596.6
Flared	2.8	2.4	2.7	2.6	2.7	0.0	0.0	0.0	0.0	0.0	0.0	0.0	13.2
Vented	0.0	0.0	0.0	0.0	0.0	0.0	0.0	0.0	0.0	0.0	0.0	0.0	0.0
Diff and Other	-3.9	38.7	35.4	35.9	41.2	0.0	0.0	0.0	0.0	0.0	0.0	0.0	147.3
Process and Frac													
Pentanes Plus	149.1	129.8	145.0	136.3	146.7	0.0	0.0	0.0	0.0	0.0	0.0	0.0	706.9
Propane	0.0	0.0	0.0	0.0	0.0	0.0	0.0	0.0	0.0	0.0	0.0	0.0	0.0
Butanes	0.0	0.0	0.0	0.0	0.0	0.0	0.0	0.0	0.0	0.0	0.0	0.0	0.0
Ethane	0.0	0.0	0.0	0.0	0.0	0.0	0.0	0.0	0.0	0.0	0.0	0.0	0.0
NGL MIX	0.0	0.0	0.0	0.0	0.0	0.0	0.0	0.0	0.0	0.0	0.0	0.0	0.0
Sulphur	0.0	0.0	0.0	0.0	0.0	0.0	0.0	0.0	0.0	0.0	0.0	0.0	0.0
Sulphur Closing Inv	0.0	0.0	0.0	0.0	0.0	0.0	0.0	0.0	0.0	0.0	0.0	0.0	0.0

Unit of Measurement: Gas and Gas equivalent products: 1000m3, Liquids: m3, Sulphur: MTS

VPR6200

Facility ID ABGS0125368
Facility Licence # 30566

Facility Name 00/15-09-047-11W5 BRAZEAU GS
Facility Operator A6GD SINOPEC

Production Month	202001	202002	202003	202004	202005	202006	202007	202008	202009	202010	202011	202012	Totals
Receipts													
Receipts from Alberta Facilities	4,253.7	4,441.5	4,985.5	4,434.4	4,198.3	0.0	0.0	0.0	0.0	0.0	0.0	0.0	22,313.4
Receipts from Non-Alberta Facilities	0.0	0.0	0.0	0.0	0.0	0.0	0.0	0.0	0.0	0.0	0.0	0.0	0.0
Dispositions													
Disposition													
Battery	3.6	0.7	0.6	2.3	0.3	0.0	0.0	0.0	0.0	0.0	0.0	0.0	7.5
Gas Gathering System	3,710.3	4,169.4	4,652.2	4,163.0	3,980.3	0.0	0.0	0.0	0.0	0.0	0.0	0.0	20,675.2
Gas Plant	0.0	0.0	0.0	0.0	0.0	0.0	0.0	0.0	0.0	0.0	0.0	0.0	0.0
Injection Facility	0.0	0.0	0.0	0.0	0.0	0.0	0.0	0.0	0.0	0.0	0.0	0.0	0.0
Meter Station	0.0	0.0	0.0	0.0	0.0	0.0	0.0	0.0	0.0	0.0	0.0	0.0	0.0
Other	0.0	0.0	0.0	0.0	0.0	0.0	0.0	0.0	0.0	0.0	0.0	0.0	0.0
Alberta Commercial	0.0	0.0	0.0	0.0	0.0	0.0	0.0	0.0	0.0	0.0	0.0	0.0	0.0
Alberta Industrial	0.0	0.0	0.0	0.0	0.0	0.0	0.0	0.0	0.0	0.0	0.0	0.0	0.0
Alberta Residential	0.0	0.0	0.0	0.0	0.0	0.0	0.0	0.0	0.0	0.0	0.0	0.0	0.0
Alberta Elec.Generation	0.0	0.0	0.0	0.0	0.0	0.0	0.0	0.0	0.0	0.0	0.0	0.0	0.0
Shrinkage													
Acid Gas	0.0	0.0	0.0	0.0	0.0	0.0	0.0	0.0	0.0	0.0	0.0	0.0	0.0
Other products	65.8	89.5	77.6	91.6	88.0	0.0	0.0	0.0	0.0	0.0	0.0	0.0	412.5
Fuel	248.4	219.5	228.6	202.3	169.1	0.0	0.0	0.0	0.0	0.0	0.0	0.0	1,067.9
Flared	8.9	8.2	8.7	6.7	6.2	0.0	0.0	0.0	0.0	0.0	0.0	0.0	38.7
Vented	0.7	0.6	0.6	1.0	1.5	0.0	0.0	0.0	0.0	0.0	0.0	0.0	4.4
Diff and Other	216.0	-46.4	17.2	-32.5	-47.1	0.0	0.0	0.0	0.0	0.0	0.0	0.0	107.2
Process and Frac													
Pentanes Plus	318.3	433.1	375.4	443.2	425.7	0.0	0.0	0.0	0.0	0.0	0.0	0.0	1,995.7
Propane	0.0	0.0	0.0	0.0	0.0	0.0	0.0	0.0	0.0	0.0	0.0	0.0	0.0
Butanes	0.0	0.0	0.0	0.0	0.0	0.0	0.0	0.0	0.0	0.0	0.0	0.0	0.0
Ethane	0.0	0.0	0.0	0.0	0.0	0.0	0.0	0.0	0.0	0.0	0.0	0.0	0.0
NGL MIX	0.0	0.0	0.0	0.0	0.0	0.0	0.0	0.0	0.0	0.0	0.0	0.0	0.0
Sulphur	0.0	0.0	0.0	0.0	0.0	0.0	0.0	0.0	0.0	0.0	0.0	0.0	0.0
Sulphur Closing Inv	0.0	0.0	0.0	0.0	0.0	0.0	0.0	0.0	0.0	0.0	0.0	0.0	0.0

Unit of Measurement: Gas and Gas equivalent products: 1000m3, Liquids: m3, Sulphur: MTS

VPR6200

Facility ID ABGS0125495

Facility Name TAQA 5-21-60-20W5 GGS

Facility Licence # 43508

Facility Operator A2TG TQN

Production Month	202001	202002	202003	202004	202005	202006	202007	202008	202009	202010	202011	202012	Totals
Receipts													
Receipts from Alberta Facilities	288.7	387.8	477.0	436.8	441.8	0.0	0.0	0.0	0.0	0.0	0.0	0.0	2,032.1
Receipts from Non-Alberta Facilities	0.0	0.0	0.0	0.0	0.0	0.0	0.0	0.0	0.0	0.0	0.0	0.0	0.0
Dispositions													
Disposition													
Battery	0.0	0.0	0.0	0.0	0.0	0.0	0.0	0.0	0.0	0.0	0.0	0.0	0.0
Gas Gathering System	277.2	376.4	465.2	425.5	429.7	0.0	0.0	0.0	0.0	0.0	0.0	0.0	1,974.0
Gas Plant	0.0	0.0	0.0	0.0	0.0	0.0	0.0	0.0	0.0	0.0	0.0	0.0	0.0
Injection Facility	0.0	0.0	0.0	0.0	0.0	0.0	0.0	0.0	0.0	0.0	0.0	0.0	0.0
Meter Station	0.0	0.0	0.0	0.0	0.0	0.0	0.0	0.0	0.0	0.0	0.0	0.0	0.0
Other	0.0	0.0	0.0	0.0	0.0	0.0	0.0	0.0	0.0	0.0	0.0	0.0	0.0
Alberta Commercial	0.0	0.0	0.0	0.0	0.0	0.0	0.0	0.0	0.0	0.0	0.0	0.0	0.0
Alberta Industrial	0.0	0.0	0.0	0.0	0.0	0.0	0.0	0.0	0.0	0.0	0.0	0.0	0.0
Alberta Residential	0.0	0.0	0.0	0.0	0.0	0.0	0.0	0.0	0.0	0.0	0.0	0.0	0.0
Alberta Elec.Generation	0.0	0.0	0.0	0.0	0.0	0.0	0.0	0.0	0.0	0.0	0.0	0.0	0.0
Shrinkage													
Acid Gas	0.0	0.0	0.0	0.0	0.0	0.0	0.0	0.0	0.0	0.0	0.0	0.0	0.0
Other products	0.0	0.0	0.0	0.6	0.0	0.0	0.0	0.0	0.0	0.0	0.0	0.0	0.6
Fuel	11.5	11.4	11.8	11.3	12.1	0.0	0.0	0.0	0.0	0.0	0.0	0.0	58.1
Flared	0.0	0.0	0.0	0.0	0.0	0.0	0.0	0.0	0.0	0.0	0.0	0.0	0.0
Vented	0.0	0.0	0.0	0.0	0.0	0.0	0.0	0.0	0.0	0.0	0.0	0.0	0.0
Diff and Other	0.0	0.0	0.0	-0.6	0.0	0.0	0.0	0.0	0.0	0.0	0.0	0.0	-0.6
Process and Frac													
Pentanes Plus	0.0	0.0	0.0	2.7	0.0	0.0	0.0	0.0	0.0	0.0	0.0	0.0	2.7
Propane	0.0	0.0	0.0	0.0	0.0	0.0	0.0	0.0	0.0	0.0	0.0	0.0	0.0
Butanes	0.0	0.0	0.0	0.0	0.0	0.0	0.0	0.0	0.0	0.0	0.0	0.0	0.0
Ethane	0.0	0.0	0.0	0.0	0.0	0.0	0.0	0.0	0.0	0.0	0.0	0.0	0.0
NGL MIX	0.0	0.0	0.0	0.0	0.0	0.0	0.0	0.0	0.0	0.0	0.0	0.0	0.0
Sulphur	0.0	0.0	0.0	0.0	0.0	0.0	0.0	0.0	0.0	0.0	0.0	0.0	0.0
Sulphur Closing Inv	0.0	0.0	0.0	0.0	0.0	0.0	0.0	0.0	0.0	0.0	0.0	0.0	0.0

Unit of Measurement: Gas and Gas equivalent products: 1000m3, Liquids: m3, Sulphur: MTS

VPR6200

Facility ID ABGS0126004
Facility Licence # 36444

Facility Name Ferrier-10-10-039-08 W5M
Facility Operator OZOH HARVEST

Production Month	202001	202002	202003	202004	202005	202006	202007	202008	202009	202010	202011	202012	Totals
	SHUTIN	SHUTIN											
Receipts													
Receipts from Alberta Facilities	0.0	0.0	483.2	485.4	561.9	0.0	0.0	0.0	0.0	0.0	0.0	0.0	1,530.5
Receipts from Non-Alberta Facilities	0.0	0.0	0.0	0.0	0.0	0.0	0.0	0.0	0.0	0.0	0.0	0.0	0.0
Dispositions													
Disposition													
Battery	0.0	0.0	0.0	0.3	0.0	0.0	0.0	0.0	0.0	0.0	0.0	0.0	0.3
Gas Gathering System	0.0	0.0	502.3	497.5	562.4	0.0	0.0	0.0	0.0	0.0	0.0	0.0	1,562.2
Gas Plant	0.0	0.0	0.0	0.0	0.0	0.0	0.0	0.0	0.0	0.0	0.0	0.0	0.0
Injection Facility	0.0	0.0	0.0	0.0	0.0	0.0	0.0	0.0	0.0	0.0	0.0	0.0	0.0
Meter Station	0.0	0.0	0.0	0.0	0.0	0.0	0.0	0.0	0.0	0.0	0.0	0.0	0.0
Other	0.0	0.0	0.0	0.0	0.0	0.0	0.0	0.0	0.0	0.0	0.0	0.0	0.0
Alberta Commercial	0.0	0.0	0.0	0.0	0.0	0.0	0.0	0.0	0.0	0.0	0.0	0.0	0.0
Alberta Industrial	0.0	0.0	0.0	0.0	0.0	0.0	0.0	0.0	0.0	0.0	0.0	0.0	0.0
Alberta Residential	0.0	0.0	0.0	0.0	0.0	0.0	0.0	0.0	0.0	0.0	0.0	0.0	0.0
Alberta Elec.Generation	0.0	0.0	0.0	0.0	0.0	0.0	0.0	0.0	0.0	0.0	0.0	0.0	0.0
Shrinkage													
Acid Gas	0.0	0.0	0.0	0.0	0.0	0.0	0.0	0.0	0.0	0.0	0.0	0.0	0.0
Other products	0.0	0.0	0.0	0.0	5.6	0.0	0.0	0.0	0.0	0.0	0.0	0.0	5.6
Fuel	0.0	0.0	11.5	1.6	1.3	0.0	0.0	0.0	0.0	0.0	0.0	0.0	14.4
Flared	0.0	0.0	0.0	0.0	0.0	0.0	0.0	0.0	0.0	0.0	0.0	0.0	0.0
Vented	0.0	0.0	0.1	0.0	0.0	0.0	0.0	0.0	0.0	0.0	0.0	0.0	0.1
Diff and Other	0.0	0.0	-30.7	-14.0	-7.4	0.0	0.0	0.0	0.0	0.0	0.0	0.0	-52.1
Process and Frac													
Pentanes Plus	0.0	0.0	0.0	0.0	27.1	0.0	0.0	0.0	0.0	0.0	0.0	0.0	27.1
Propane	0.0	0.0	0.0	0.0	0.0	0.0	0.0	0.0	0.0	0.0	0.0	0.0	0.0
Butanes	0.0	0.0	0.0	0.0	0.0	0.0	0.0	0.0	0.0	0.0	0.0	0.0	0.0
Ethane	0.0	0.0	0.0	0.0	0.0	0.0	0.0	0.0	0.0	0.0	0.0	0.0	0.0
NGL MIX	0.0	0.0	0.0	0.0	0.0	0.0	0.0	0.0	0.0	0.0	0.0	0.0	0.0
Sulphur	0.0	0.0	0.0	0.0	0.0	0.0	0.0	0.0	0.0	0.0	0.0	0.0	0.0
Sulphur Closing Inv	0.0	0.0	0.0	0.0	0.0	0.0	0.0	0.0	0.0	0.0	0.0	0.0	0.0

Unit of Measurement: Gas and Gas equivalent products: 1000m3, Liquids: m3, Sulphur: MTS

VPR6200

Facility ID ABGS0126679

Facility Name FIR 01-32-059-22W5 GAS GATHERING

Facility Licence # 42833

Facility Operator A6HJ

Production Month	202001	202002	202003	202004	202005	202006	202007	202008	202009	202010	202011	202012	Totals
Receipts													
Receipts from Alberta Facilities	4,301.5	3,954.4	4,151.3	721.6	35.8	0.0	0.0	0.0	0.0	0.0	0.0	0.0	13,164.6
Receipts from Non-Alberta Facilities	0.0	0.0	0.0	0.0	0.0	0.0	0.0	0.0	0.0	0.0	0.0	0.0	0.0
Dispositions													
Disposition Battery	42.0	50.8	53.8	19.9	1.5	0.0	0.0	0.0	0.0	0.0	0.0	0.0	168.0
Gas Gathering System	3,774.3	3,477.0	3,655.0	524.2	0.0	0.0	0.0	0.0	0.0	0.0	0.0	0.0	11,430.5
Gas Plant	0.0	0.0	0.0	0.0	0.0	0.0	0.0	0.0	0.0	0.0	0.0	0.0	0.0
Injection Facility	0.0	0.0	0.0	0.0	0.0	0.0	0.0	0.0	0.0	0.0	0.0	0.0	0.0
Meter Station	0.0	0.0	0.0	0.0	0.0	0.0	0.0	0.0	0.0	0.0	0.0	0.0	0.0
Other	0.0	0.0	0.0	0.0	0.0	0.0	0.0	0.0	0.0	0.0	0.0	0.0	0.0
Alberta Commercial	0.0	0.0	0.0	0.0	0.0	0.0	0.0	0.0	0.0	0.0	0.0	0.0	0.0
Alberta Industrial	0.0	0.0	0.0	0.0	0.0	0.0	0.0	0.0	0.0	0.0	0.0	0.0	0.0
Alberta Residential	0.0	0.0	0.0	0.0	0.0	0.0	0.0	0.0	0.0	0.0	0.0	0.0	0.0
Alberta Elec.Generation	0.0	0.0	0.0	0.0	0.0	0.0	0.0	0.0	0.0	0.0	0.0	0.0	0.0
Shrinkage Acid Gas	0.0	0.0	0.0	0.0	0.0	0.0	0.0	0.0	0.0	0.0	0.0	0.0	0.0
Other products	125.3	121.7	114.1	22.2	0.0	0.0	0.0	0.0	0.0	0.0	0.0	0.0	383.3
Fuel	347.9	308.2	329.0	169.1	34.3	0.0	0.0	0.0	0.0	0.0	0.0	0.0	1,188.5
Flared	9.1	0.2	1.3	3.9	0.0	0.0	0.0	0.0	0.0	0.0	0.0	0.0	14.5
Vented	1.5	1.6	1.5	0.5	0.0	0.0	0.0	0.0	0.0	0.0	0.0	0.0	5.1
Diff and Other	1.4	-5.1	-3.4	-18.2	0.0	0.0	0.0	0.0	0.0	0.0	0.0	0.0	-25.3
Process and Frac													
Pentanes Plus	606.5	588.9	551.9	107.4	0.0	0.0	0.0	0.0	0.0	0.0	0.0	0.0	1,854.7
Propane	0.0	0.0	0.0	0.0	0.0	0.0	0.0	0.0	0.0	0.0	0.0	0.0	0.0
Butanes	0.0	0.0	0.0	0.0	0.0	0.0	0.0	0.0	0.0	0.0	0.0	0.0	0.0
Ethane	0.0	0.0	0.0	0.0	0.0	0.0	0.0	0.0	0.0	0.0	0.0	0.0	0.0
NGL MIX	0.0	0.0	0.0	0.0	0.0	0.0	0.0	0.0	0.0	0.0	0.0	0.0	0.0
Sulphur	0.0	0.0	0.0	0.0	0.0	0.0	0.0	0.0	0.0	0.0	0.0	0.0	0.0
Sulphur Closing Inv	0.0	0.0	0.0	0.0	0.0	0.0	0.0	0.0	0.0	0.0	0.0	0.0	0.0

Unit of Measurement: Gas and Gas equivalent products: 1000m3, Liquids: m3, Sulphur: MTS

VPR6200

Facility ID ABGS0126754

Facility Name Galloway LP 14-14-53-20w5

Facility Licence # 12354

Facility Operator OHE9 CNRL

Production Month	202001	202002	202003	202004	202005	202006	202007	202008	202009	202010	202011	202012	Totals
Receipts													
Receipts from Alberta Facilities	20,744.4	19,364.7	20,781.6	20,096.8	21,178.2	0.0	0.0	0.0	0.0	0.0	0.0	0.0	102,165.7
Receipts from Non-Alberta Facilities	0.0	0.0	0.0	0.0	0.0	0.0	0.0	0.0	0.0	0.0	0.0	0.0	0.0
Dispositions													
Disposition													
Battery	0.0	0.0	0.0	0.0	0.0	0.0	0.0	0.0	0.0	0.0	0.0	0.0	0.0
Gas Gathering System	0.0	0.0	0.0	0.0	0.0	0.0	0.0	0.0	0.0	0.0	0.0	0.0	0.0
Gas Plant	21,433.9	20,015.6	21,673.0	20,840.2	21,824.9	0.0	0.0	0.0	0.0	0.0	0.0	0.0	105,787.6
Injection Facility	0.0	0.0	0.0	0.0	0.0	0.0	0.0	0.0	0.0	0.0	0.0	0.0	0.0
Meter Station	0.0	0.0	0.0	0.0	0.0	0.0	0.0	0.0	0.0	0.0	0.0	0.0	0.0
Other	0.0	0.0	0.0	0.0	0.0	0.0	0.0	0.0	0.0	0.0	0.0	0.0	0.0
Alberta Commercial	0.0	0.0	0.0	0.0	0.0	0.0	0.0	0.0	0.0	0.0	0.0	0.0	0.0
Alberta Industrial	0.0	0.0	0.0	0.0	0.0	0.0	0.0	0.0	0.0	0.0	0.0	0.0	0.0
Alberta Residential	0.0	0.0	0.0	0.0	0.0	0.0	0.0	0.0	0.0	0.0	0.0	0.0	0.0
Alberta Elec.Generation	0.0	0.0	0.0	0.0	0.0	0.0	0.0	0.0	0.0	0.0	0.0	0.0	0.0
Shrinkage													
Acid Gas	0.0	0.0	0.0	0.0	0.0	0.0	0.0	0.0	0.0	0.0	0.0	0.0	0.0
Other products	5.5	0.0	0.0	0.0	0.0	0.0	0.0	0.0	0.0	0.0	0.0	0.0	5.5
Fuel	159.6	101.0	111.6	105.3	112.1	0.0	0.0	0.0	0.0	0.0	0.0	0.0	589.6
Flared	0.5	0.7	0.4	0.2	0.1	0.0	0.0	0.0	0.0	0.0	0.0	0.0	1.9
Vented	0.1	0.1	0.1	0.0	0.0	0.0	0.0	0.0	0.0	0.0	0.0	0.0	0.3
Diff and Other	-855.2	-752.7	-1,003.5	-848.9	-758.9	0.0	0.0	0.0	0.0	0.0	0.0	0.0	-4,219.2
Process and Frac													
Pentanes Plus	26.7	0.0	0.0	0.2	0.0	0.0	0.0	0.0	0.0	0.0	0.0	0.0	26.9
Propane	0.0	0.0	0.0	0.0	0.0	0.0	0.0	0.0	0.0	0.0	0.0	0.0	0.0
Butanes	0.0	0.0	0.0	0.0	0.0	0.0	0.0	0.0	0.0	0.0	0.0	0.0	0.0
Ethane	0.0	0.0	0.0	0.0	0.0	0.0	0.0	0.0	0.0	0.0	0.0	0.0	0.0
NGL MIX	0.0	0.0	0.0	0.0	0.0	0.0	0.0	0.0	0.0	0.0	0.0	0.0	0.0
Sulphur	0.0	0.0	0.0	0.0	0.0	0.0	0.0	0.0	0.0	0.0	0.0	0.0	0.0
Sulphur Closing Inv	0.0	0.0	0.0	0.0	0.0	0.0	0.0	0.0	0.0	0.0	0.0	0.0	0.0

Unit of Measurement: Gas and Gas equivalent products: 1000m3, Liquids: m3, Sulphur: MTS

VPR6200

Facility ID ABGS0127028

Facility Name 00/05-03-062-18W5 FOX CREEK GS

Facility Licence # 45038

Facility Operator A6GD SINOPEC

Production Month	202001	202002	202003	202004	202005	202006	202007	202008	202009	202010	202011	202012	Totals
Receipts													
Receipts from Alberta Facilities	2,403.6	3,025.8	2,784.1	2,580.4	2,589.4	0.0	0.0	0.0	0.0	0.0	0.0	0.0	13,383.3
Receipts from Non-Alberta Facilities	0.0	0.0	0.0	0.0	0.0	0.0	0.0	0.0	0.0	0.0	0.0	0.0	0.0
Dispositions													
Disposition													
Battery	0.0	0.0	0.0	0.0	0.0	0.0	0.0	0.0	0.0	0.0	0.0	0.0	0.0
Gas Gathering System	2,237.5	2,863.8	2,629.3	2,430.2	2,457.9	0.0	0.0	0.0	0.0	0.0	0.0	0.0	12,618.7
Gas Plant	0.0	0.0	0.0	0.0	0.0	0.0	0.0	0.0	0.0	0.0	0.0	0.0	0.0
Injection Facility	0.0	0.0	0.0	0.0	0.0	0.0	0.0	0.0	0.0	0.0	0.0	0.0	0.0
Meter Station	0.0	0.0	0.0	0.0	0.0	0.0	0.0	0.0	0.0	0.0	0.0	0.0	0.0
Other	0.0	0.0	0.0	0.0	0.0	0.0	0.0	0.0	0.0	0.0	0.0	0.0	0.0
Alberta Commercial	0.0	0.0	0.0	0.0	0.0	0.0	0.0	0.0	0.0	0.0	0.0	0.0	0.0
Alberta Industrial	0.0	0.0	0.0	0.0	0.0	0.0	0.0	0.0	0.0	0.0	0.0	0.0	0.0
Alberta Residential	0.0	0.0	0.0	0.0	0.0	0.0	0.0	0.0	0.0	0.0	0.0	0.0	0.0
Alberta Elec.Generation	0.0	0.0	0.0	0.0	0.0	0.0	0.0	0.0	0.0	0.0	0.0	0.0	0.0
Shrinkage													
Acid Gas	0.0	0.0	0.0	0.0	0.0	0.0	0.0	0.0	0.0	0.0	0.0	0.0	0.0
Other products	2.4	1.3	2.1	1.4	0.4	0.0	0.0	0.0	0.0	0.0	0.0	0.0	7.6
Fuel	145.2	143.7	148.2	143.0	147.6	0.0	0.0	0.0	0.0	0.0	0.0	0.0	727.7
Flared	10.8	9.8	10.5	10.0	10.4	0.0	0.0	0.0	0.0	0.0	0.0	0.0	51.5
Vented	0.0	0.0	0.0	0.0	0.0	0.0	0.0	0.0	0.0	0.0	0.0	0.0	0.0
Diff and Other	7.7	7.2	-6.0	-4.2	-26.9	0.0	0.0	0.0	0.0	0.0	0.0	0.0	-22.2
Process and Frac													
Pentanes Plus	11.6	6.3	10.3	7.0	1.8	0.0	0.0	0.0	0.0	0.0	0.0	0.0	37.0
Propane	0.0	0.0	0.0	0.0	0.0	0.0	0.0	0.0	0.0	0.0	0.0	0.0	0.0
Butanes	0.0	0.0	0.0	0.0	0.0	0.0	0.0	0.0	0.0	0.0	0.0	0.0	0.0
Ethane	0.0	0.0	0.0	0.0	0.0	0.0	0.0	0.0	0.0	0.0	0.0	0.0	0.0
NGL MIX	0.0	0.0	0.0	0.0	0.0	0.0	0.0	0.0	0.0	0.0	0.0	0.0	0.0
Sulphur	0.0	0.0	0.0	0.0	0.0	0.0	0.0	0.0	0.0	0.0	0.0	0.0	0.0
Sulphur Closing Inv	0.0	0.0	0.0	0.0	0.0	0.0	0.0	0.0	0.0	0.0	0.0	0.0	0.0

Unit of Measurement: Gas and Gas equivalent products: 1000m3, Liquids: m3, Sulphur: MTS

VPR6200

Facility ID ABGS0127239
Facility Licence # 42073

Facility Name CSV KARR 06-18 COMPRESSOR
Facility Operator A6WG CSV MIDSTREAM

Production Month	202001	202002	202003	202004	202005	202006	202007	202008	202009	202010	202011	202012	Totals
Receipts													
Receipts from Alberta Facilities	69,351.4	62,263.0	64,198.6	57,613.9	40,496.5	0.0	0.0	0.0	0.0	0.0	0.0	0.0	293,923.4
Receipts from Non-Alberta Facilities	0.0	0.0	0.0	0.0	0.0	0.0	0.0	0.0	0.0	0.0	0.0	0.0	0.0
Dispositions													
Disposition													
Battery	0.0	0.0	0.0	0.0	0.0	0.0	0.0	0.0	0.0	0.0	0.0	0.0	0.0
Gas Gathering System	62,919.3	57,315.0	59,578.3	51,972.7	34,432.0	0.0	0.0	0.0	0.0	0.0	0.0	0.0	266,217.3
Gas Plant	0.0	0.0	0.0	0.0	0.0	0.0	0.0	0.0	0.0	0.0	0.0	0.0	0.0
Injection Facility	0.0	0.0	0.0	0.0	0.0	0.0	0.0	0.0	0.0	0.0	0.0	0.0	0.0
Meter Station	0.0	0.0	0.0	0.0	0.0	0.0	0.0	0.0	0.0	0.0	0.0	0.0	0.0
Other	0.0	0.0	0.0	0.0	0.0	0.0	0.0	0.0	0.0	0.0	0.0	0.0	0.0
Alberta Commercial	0.0	0.0	0.0	0.0	0.0	0.0	0.0	0.0	0.0	0.0	0.0	0.0	0.0
Alberta Industrial	0.0	0.0	0.0	0.0	0.0	0.0	0.0	0.0	0.0	0.0	0.0	0.0	0.0
Alberta Residential	0.0	0.0	0.0	0.0	0.0	0.0	0.0	0.0	0.0	0.0	0.0	0.0	0.0
Alberta Elec.Generation	0.0	0.0	0.0	0.0	0.0	0.0	0.0	0.0	0.0	0.0	0.0	0.0	0.0
Shrinkage													
Acid Gas	0.0	0.0	0.0	0.0	0.0	0.0	0.0	0.0	0.0	0.0	0.0	0.0	0.0
Other products	352.0	28.6	512.0	1,480.7	5,318.9	0.0	0.0	0.0	0.0	0.0	0.0	0.0	7,692.2
Fuel	2,271.0	2,078.7	2,157.8	1,924.9	1,200.0	0.0	0.0	0.0	0.0	0.0	0.0	0.0	9,632.4
Flared	74.9	120.5	89.8	86.0	179.5	0.0	0.0	0.0	0.0	0.0	0.0	0.0	550.7
Vented	0.0	0.0	0.0	0.0	0.0	0.0	0.0	0.0	0.0	0.0	0.0	0.0	0.0
Diff and Other	3,734.2	2,720.2	1,860.7	2,149.6	-633.9	0.0	0.0	0.0	0.0	0.0	0.0	0.0	9,830.8
Process and Frac													
Pentanes Plus	1,703.2	138.3	2,477.2	7,164.7	25,736.1	0.0	0.0	0.0	0.0	0.0	0.0	0.0	37,219.5
Propane	0.0	0.0	0.0	0.0	0.0	0.0	0.0	0.0	0.0	0.0	0.0	0.0	0.0
Butanes	0.0	0.0	0.0	0.0	0.0	0.0	0.0	0.0	0.0	0.0	0.0	0.0	0.0
Ethane	0.0	0.0	0.0	0.0	0.0	0.0	0.0	0.0	0.0	0.0	0.0	0.0	0.0
NGL MIX	0.0	0.0	0.0	0.0	0.0	0.0	0.0	0.0	0.0	0.0	0.0	0.0	0.0
Sulphur	0.0	0.0	0.0	0.0	0.0	0.0	0.0	0.0	0.0	0.0	0.0	0.0	0.0
Sulphur Closing Inv	0.0	0.0	0.0	0.0	0.0	0.0	0.0	0.0	0.0	0.0	0.0	0.0	0.0

Unit of Measurement: Gas and Gas equivalent products: 1000m3, Liquids: m3, Sulphur: MTS

VPR6200

Facility ID ABGS0127255
Facility Licence # 28917

Facility Name TAQA GS 11-20
Facility Operator A2TG TQN

Production Month	202001	202002	202003	202004	202005	202006	202007	202008	202009	202010	202011	202012	Totals
Receipts													
Receipts from Alberta Facilities	811.6	763.4	815.6	776.1	800.2	0.0	0.0	0.0	0.0	0.0	0.0	0.0	3,966.9
Receipts from Non-Alberta Facilities	0.0	0.0	0.0	0.0	0.0	0.0	0.0	0.0	0.0	0.0	0.0	0.0	0.0
Dispositions													
Disposition													
Battery	0.0	0.0	0.0	0.0	0.0	0.0	0.0	0.0	0.0	0.0	0.0	0.0	0.0
Gas Gathering System	779.6	729.4	783.3	744.1	768.7	0.0	0.0	0.0	0.0	0.0	0.0	0.0	3,805.1
Gas Plant	0.0	0.0	0.0	0.0	0.0	0.0	0.0	0.0	0.0	0.0	0.0	0.0	0.0
Injection Facility	0.0	0.0	0.0	0.0	0.0	0.0	0.0	0.0	0.0	0.0	0.0	0.0	0.0
Meter Station	0.0	0.0	0.0	0.0	0.0	0.0	0.0	0.0	0.0	0.0	0.0	0.0	0.0
Other	0.0	0.0	0.0	0.0	0.0	0.0	0.0	0.0	0.0	0.0	0.0	0.0	0.0
Alberta Commercial	0.0	0.0	0.0	0.0	0.0	0.0	0.0	0.0	0.0	0.0	0.0	0.0	0.0
Alberta Industrial	0.0	0.0	0.0	0.0	0.0	0.0	0.0	0.0	0.0	0.0	0.0	0.0	0.0
Alberta Residential	0.0	0.0	0.0	0.0	0.0	0.0	0.0	0.0	0.0	0.0	0.0	0.0	0.0
Alberta Elec.Generation	0.0	0.0	0.0	0.0	0.0	0.0	0.0	0.0	0.0	0.0	0.0	0.0	0.0
Shrinkage													
Acid Gas	0.0	0.0	0.0	0.0	0.0	0.0	0.0	0.0	0.0	0.0	0.0	0.0	0.0
Other products	0.0	4.8	0.0	0.0	0.0	0.0	0.0	0.0	0.0	0.0	0.0	0.0	4.8
Fuel	31.3	29.4	31.7	31.4	30.9	0.0	0.0	0.0	0.0	0.0	0.0	0.0	154.7
Flared	0.0	0.0	0.0	0.0	0.0	0.0	0.0	0.0	0.0	0.0	0.0	0.0	0.0
Vented	0.7	0.6	0.6	0.6	0.6	0.0	0.0	0.0	0.0	0.0	0.0	0.0	3.1
Diff and Other	0.0	-0.8	0.0	0.0	0.0	0.0	0.0	0.0	0.0	0.0	0.0	0.0	-0.8
Process and Frac													
Pentanes Plus	0.0	23.0	0.0	0.0	0.0	0.0	0.0	0.0	0.0	0.0	0.0	0.0	23.0
Propane	0.0	0.0	0.0	0.0	0.0	0.0	0.0	0.0	0.0	0.0	0.0	0.0	0.0
Butanes	0.0	0.0	0.0	0.0	0.0	0.0	0.0	0.0	0.0	0.0	0.0	0.0	0.0
Ethane	0.0	0.0	0.0	0.0	0.0	0.0	0.0	0.0	0.0	0.0	0.0	0.0	0.0
NGL MIX	0.0	0.0	0.0	0.0	0.0	0.0	0.0	0.0	0.0	0.0	0.0	0.0	0.0
Sulphur	0.0	0.0	0.0	0.0	0.0	0.0	0.0	0.0	0.0	0.0	0.0	0.0	0.0
Sulphur Closing Inv	0.0	0.0	0.0	0.0	0.0	0.0	0.0	0.0	0.0	0.0	0.0	0.0	0.0

Unit of Measurement: Gas and Gas equivalent products: 1000m3, Liquids: m3, Sulphur: MTS

VPR6200

Facility ID ABGS0127290

Facility Name POUCE COUPE 5-20-79-12 W6

Facility Licence # 30451

Facility Operator OHE9 CNRL

Production Month	202001	202002	202003	202004	202005	202006	202007	202008	202009	202010	202011	202012	Totals
Receipts													
Receipts from Alberta Facilities	1,134.6	2,323.8	1,625.0	1,739.6	2,490.4	0.0	0.0	0.0	0.0	0.0	0.0	0.0	9,313.4
Receipts from Non-Alberta Facilities	0.0	0.0	0.0	0.0	0.0	0.0	0.0	0.0	0.0	0.0	0.0	0.0	0.0
Dispositions													
Disposition Battery	1,070.4	2,261.3	1,568.1	1,696.1	2,432.9	0.0	0.0	0.0	0.0	0.0	0.0	0.0	9,028.8
Gas Gathering System	0.0	0.0	0.0	0.0	0.0	0.0	0.0	0.0	0.0	0.0	0.0	0.0	0.0
Gas Plant	0.0	0.0	0.0	0.0	0.0	0.0	0.0	0.0	0.0	0.0	0.0	0.0	0.0
Injection Facility	0.0	0.0	0.0	0.0	0.0	0.0	0.0	0.0	0.0	0.0	0.0	0.0	0.0
Meter Station	0.0	0.0	0.0	0.0	0.0	0.0	0.0	0.0	0.0	0.0	0.0	0.0	0.0
Other	0.0	0.0	0.0	0.0	0.0	0.0	0.0	0.0	0.0	0.0	0.0	0.0	0.0
Alberta Commercial	0.0	0.0	0.0	0.0	0.0	0.0	0.0	0.0	0.0	0.0	0.0	0.0	0.0
Alberta Industrial	0.0	0.0	0.0	0.0	0.0	0.0	0.0	0.0	0.0	0.0	0.0	0.0	0.0
Alberta Residential	0.0	0.0	0.0	0.0	0.0	0.0	0.0	0.0	0.0	0.0	0.0	0.0	0.0
Alberta Elec.Generation	0.0	0.0	0.0	0.0	0.0	0.0	0.0	0.0	0.0	0.0	0.0	0.0	0.0
Shrinkage Acid Gas	0.0	0.0	0.0	0.0	0.0	0.0	0.0	0.0	0.0	0.0	0.0	0.0	0.0
Other products	4.8	7.8	5.1	5.2	3.4	0.0	0.0	0.0	0.0	0.0	0.0	0.0	26.3
Fuel	58.5	54.2	57.0	43.5	57.4	0.0	0.0	0.0	0.0	0.0	0.0	0.0	270.6
Flared	0.0	0.3	0.2	0.1	0.1	0.0	0.0	0.0	0.0	0.0	0.0	0.0	0.7
Vented	0.0	0.0	0.0	0.0	0.0	0.0	0.0	0.0	0.0	0.0	0.0	0.0	0.0
Diff and Other	0.9	0.2	-5.4	-5.3	-3.4	0.0	0.0	0.0	0.0	0.0	0.0	0.0	-13.0
Process and Frac													
Pentanes Plus	23.1	37.5	24.9	25.0	16.5	0.0	0.0	0.0	0.0	0.0	0.0	0.0	127.0
Propane	0.0	0.0	0.0	0.0	0.0	0.0	0.0	0.0	0.0	0.0	0.0	0.0	0.0
Butanes	0.0	0.0	0.0	0.0	0.0	0.0	0.0	0.0	0.0	0.0	0.0	0.0	0.0
Ethane	0.0	0.0	0.0	0.0	0.0	0.0	0.0	0.0	0.0	0.0	0.0	0.0	0.0
NGL MIX	0.0	0.0	0.0	0.0	0.0	0.0	0.0	0.0	0.0	0.0	0.0	0.0	0.0
Sulphur	0.0	0.0	0.0	0.0	0.0	0.0	0.0	0.0	0.0	0.0	0.0	0.0	0.0
Sulphur Closing Inv	0.0	0.0	0.0	0.0	0.0	0.0	0.0	0.0	0.0	0.0	0.0	0.0	0.0

Unit of Measurement: Gas and Gas equivalent products: 1000m3, Liquids: m3, Sulphur: MTS

VPR6200

Facility ID ABGS0127679

Facility Name TAQA GGS 16-33-46-16W5

Facility Licence # 38558

Facility Operator A2TG TQN

Production Month	202001	202002	202003	202004	202005	202006	202007	202008	202009	202010	202011	202012	Totals
Receipts													
Receipts from Alberta Facilities	5,747.2	5,516.1	5,795.1	5,477.9	5,489.6	0.0	0.0	0.0	0.0	0.0	0.0	0.0	28,025.9
Receipts from Non-Alberta Facilities	0.0	0.0	0.0	0.0	0.0	0.0	0.0	0.0	0.0	0.0	0.0	0.0	0.0
Dispositions													
Disposition													
Battery	0.0	0.0	0.0	0.0	0.0	0.0	0.0	0.0	0.0	0.0	0.0	0.0	0.0
Gas Gathering System	5,725.7	5,514.0	5,707.0	5,340.8	5,335.4	0.0	0.0	0.0	0.0	0.0	0.0	0.0	27,622.9
Gas Plant	0.0	0.0	0.0	0.0	0.0	0.0	0.0	0.0	0.0	0.0	0.0	0.0	0.0
Injection Facility	0.0	0.0	0.0	0.0	0.0	0.0	0.0	0.0	0.0	0.0	0.0	0.0	0.0
Meter Station	0.0	0.0	0.0	0.0	0.0	0.0	0.0	0.0	0.0	0.0	0.0	0.0	0.0
Other	0.0	0.0	0.0	0.0	0.0	0.0	0.0	0.0	0.0	0.0	0.0	0.0	0.0
Alberta Commercial	0.0	0.0	0.0	0.0	0.0	0.0	0.0	0.0	0.0	0.0	0.0	0.0	0.0
Alberta Industrial	0.0	0.0	0.0	0.0	0.0	0.0	0.0	0.0	0.0	0.0	0.0	0.0	0.0
Alberta Residential	0.0	0.0	0.0	0.0	0.0	0.0	0.0	0.0	0.0	0.0	0.0	0.0	0.0
Alberta Elec.Generation	0.0	0.0	0.0	0.0	0.0	0.0	0.0	0.0	0.0	0.0	0.0	0.0	0.0
Shrinkage													
Acid Gas	0.0	0.0	0.0	0.0	0.0	0.0	0.0	0.0	0.0	0.0	0.0	0.0	0.0
Other products	9.2	9.3	9.9	1.5	1.0	0.0	0.0	0.0	0.0	0.0	0.0	0.0	30.9
Fuel	255.0	245.5	260.0	243.9	237.5	0.0	0.0	0.0	0.0	0.0	0.0	0.0	1,241.9
Flared	0.0	0.0	0.0	0.0	0.0	0.0	0.0	0.0	0.0	0.0	0.0	0.0	0.0
Vented	3.0	0.0	0.0	0.8	1.0	0.0	0.0	0.0	0.0	0.0	0.0	0.0	4.8
Diff and Other	-245.7	-252.7	-181.8	-109.1	-85.3	0.0	0.0	0.0	0.0	0.0	0.0	0.0	-874.6
Process and Frac													
Pentanes Plus	44.6	44.9	47.7	7.2	4.6	0.0	0.0	0.0	0.0	0.0	0.0	0.0	149.0
Propane	0.0	0.0	0.0	0.0	0.0	0.0	0.0	0.0	0.0	0.0	0.0	0.0	0.0
Butanes	0.0	0.0	0.0	0.0	0.0	0.0	0.0	0.0	0.0	0.0	0.0	0.0	0.0
Ethane	0.0	0.0	0.0	0.0	0.0	0.0	0.0	0.0	0.0	0.0	0.0	0.0	0.0
NGL MIX	0.0	0.0	0.0	0.0	0.0	0.0	0.0	0.0	0.0	0.0	0.0	0.0	0.0
Sulphur	0.0	0.0	0.0	0.0	0.0	0.0	0.0	0.0	0.0	0.0	0.0	0.0	0.0
Sulphur Closing Inv	0.0	0.0	0.0	0.0	0.0	0.0	0.0	0.0	0.0	0.0	0.0	0.0	0.0

Unit of Measurement: Gas and Gas equivalent products: 1000m3, Liquids: m3, Sulphur: MTS

VPR6200

Facility ID ABGS0127733
Facility Licence # 22855

Facility Name TAQA WG GS 7-13-41-7W5
Facility Operator A2TG TQN

Production Month	202001	202002	202003	202004	202005	202006	202007	202008	202009	202010	202011	202012	Totals
Receipts													
Receipts from Alberta Facilities	1,585.7	1,355.5	1,523.3	1,544.5	1,445.4	0.0	0.0	0.0	0.0	0.0	0.0	0.0	7,454.4
Receipts from Non-Alberta Facilities	0.0	0.0	0.0	0.0	0.0	0.0	0.0	0.0	0.0	0.0	0.0	0.0	0.0
Dispositions													
Disposition													
Battery	0.0	0.0	0.0	0.0	0.0	0.0	0.0	0.0	0.0	0.0	0.0	0.0	0.0
Gas Gathering System	1,450.7	1,293.5	1,412.8	1,402.5	1,344.6	0.0	0.0	0.0	0.0	0.0	0.0	0.0	6,904.1
Gas Plant	0.0	0.0	0.0	0.0	0.0	0.0	0.0	0.0	0.0	0.0	0.0	0.0	0.0
Injection Facility	0.0	0.0	0.0	0.0	0.0	0.0	0.0	0.0	0.0	0.0	0.0	0.0	0.0
Meter Station	0.0	0.0	0.0	0.0	0.0	0.0	0.0	0.0	0.0	0.0	0.0	0.0	0.0
Other	0.0	0.0	0.0	0.0	0.0	0.0	0.0	0.0	0.0	0.0	0.0	0.0	0.0
Alberta Commercial	0.0	0.0	0.0	0.0	0.0	0.0	0.0	0.0	0.0	0.0	0.0	0.0	0.0
Alberta Industrial	0.0	0.0	0.0	0.0	0.0	0.0	0.0	0.0	0.0	0.0	0.0	0.0	0.0
Alberta Residential	0.0	0.0	0.0	0.0	0.0	0.0	0.0	0.0	0.0	0.0	0.0	0.0	0.0
Alberta Elec.Generation	0.0	0.0	0.0	0.0	0.0	0.0	0.0	0.0	0.0	0.0	0.0	0.0	0.0
Shrinkage													
Acid Gas	0.0	0.0	0.0	0.0	0.0	0.0	0.0	0.0	0.0	0.0	0.0	0.0	0.0
Other products	0.0	0.0	0.0	0.2	0.0	0.0	0.0	0.0	0.0	0.0	0.0	0.0	0.2
Fuel	66.4	56.1	52.9	53.7	55.0	0.0	0.0	0.0	0.0	0.0	0.0	0.0	284.1
Flared	0.0	0.0	0.0	0.0	0.0	0.0	0.0	0.0	0.0	0.0	0.0	0.0	0.0
Vented	0.0	0.1	0.0	0.0	0.0	0.0	0.0	0.0	0.0	0.0	0.0	0.0	0.1
Diff and Other	68.6	5.8	57.6	88.1	45.8	0.0	0.0	0.0	0.0	0.0	0.0	0.0	265.9
Process and Frac													
Pentanes Plus	0.0	0.0	0.0	1.1	0.0	0.0	0.0	0.0	0.0	0.0	0.0	0.0	1.1
Propane	0.0	0.0	0.0	0.0	0.0	0.0	0.0	0.0	0.0	0.0	0.0	0.0	0.0
Butanes	0.0	0.0	0.0	0.0	0.0	0.0	0.0	0.0	0.0	0.0	0.0	0.0	0.0
Ethane	0.0	0.0	0.0	0.0	0.0	0.0	0.0	0.0	0.0	0.0	0.0	0.0	0.0
NGL MIX	0.0	0.0	0.0	0.0	0.0	0.0	0.0	0.0	0.0	0.0	0.0	0.0	0.0
Sulphur	0.0	0.0	0.0	0.0	0.0	0.0	0.0	0.0	0.0	0.0	0.0	0.0	0.0
Sulphur Closing Inv	0.0	0.0	0.0	0.0	0.0	0.0	0.0	0.0	0.0	0.0	0.0	0.0	0.0

Unit of Measurement: Gas and Gas equivalent products: 1000m3, Liquids: m3, Sulphur: MTS

VPR6200

Facility ID ABGS0127756

Facility Name INSIGNIA VALHALLA 10-25 GGS

Facility Licence # 42777

Facility Operator A1FX INSIGNIAENERGY

Production Month	202001	202002	202003	202004	202005	202006	202007	202008	202009	202010	202011	202012	Totals
Receipts													
Receipts from Alberta Facilities	4,440.8	4,080.2	4,017.1	4,145.9	4,676.4	0.0	0.0	0.0	0.0	0.0	0.0	0.0	21,360.4
Receipts from Non-Alberta Facilities	0.0	0.0	0.0	0.0	0.0	0.0	0.0	0.0	0.0	0.0	0.0	0.0	0.0
Dispositions													
Disposition													
Battery	0.0	0.0	0.0	0.0	0.0	0.0	0.0	0.0	0.0	0.0	0.0	0.0	0.0
Gas Gathering System	4,972.1	4,622.9	4,565.5	4,777.6	5,170.1	0.0	0.0	0.0	0.0	0.0	0.0	0.0	24,108.2
Gas Plant	0.0	0.0	0.0	0.0	0.0	0.0	0.0	0.0	0.0	0.0	0.0	0.0	0.0
Injection Facility	0.0	0.0	0.0	0.0	0.0	0.0	0.0	0.0	0.0	0.0	0.0	0.0	0.0
Meter Station	0.0	0.0	0.0	0.0	0.0	0.0	0.0	0.0	0.0	0.0	0.0	0.0	0.0
Other	0.0	0.0	0.0	0.0	0.0	0.0	0.0	0.0	0.0	0.0	0.0	0.0	0.0
Alberta Commercial	0.0	0.0	0.0	0.0	0.0	0.0	0.0	0.0	0.0	0.0	0.0	0.0	0.0
Alberta Industrial	0.0	0.0	0.0	0.0	0.0	0.0	0.0	0.0	0.0	0.0	0.0	0.0	0.0
Alberta Residential	0.0	0.0	0.0	0.0	0.0	0.0	0.0	0.0	0.0	0.0	0.0	0.0	0.0
Alberta Elec.Generation	0.0	0.0	0.0	0.0	0.0	0.0	0.0	0.0	0.0	0.0	0.0	0.0	0.0
Shrinkage													
Acid Gas	0.0	0.0	0.0	0.0	0.0	0.0	0.0	0.0	0.0	0.0	0.0	0.0	0.0
Other products	11.4	12.0	9.7	11.8	10.7	0.0	0.0	0.0	0.0	0.0	0.0	0.0	55.6
Fuel	0.0	0.0	0.0	0.0	0.0	0.0	0.0	0.0	0.0	0.0	0.0	0.0	0.0
Flared	0.0	0.0	0.0	0.0	0.0	0.0	0.0	0.0	0.0	0.0	0.0	0.0	0.0
Vented	0.0	0.0	0.0	0.0	0.0	0.0	0.0	0.0	0.0	0.0	0.0	0.0	0.0
Diff and Other	-542.7	-554.7	-558.1	-643.5	-504.4	0.0	0.0	0.0	0.0	0.0	0.0	0.0	-2,803.4
Process and Frac													
Pentanes Plus	55.4	58.3	46.9	57.3	51.8	0.0	0.0	0.0	0.0	0.0	0.0	0.0	269.7
Propane	0.0	0.0	0.0	0.0	0.0	0.0	0.0	0.0	0.0	0.0	0.0	0.0	0.0
Butanes	0.0	0.0	0.0	0.0	0.0	0.0	0.0	0.0	0.0	0.0	0.0	0.0	0.0
Ethane	0.0	0.0	0.0	0.0	0.0	0.0	0.0	0.0	0.0	0.0	0.0	0.0	0.0
NGL MIX	0.0	0.0	0.0	0.0	0.0	0.0	0.0	0.0	0.0	0.0	0.0	0.0	0.0
Sulphur	0.0	0.0	0.0	0.0	0.0	0.0	0.0	0.0	0.0	0.0	0.0	0.0	0.0
Sulphur Closing Inv	0.0	0.0	0.0	0.0	0.0	0.0	0.0	0.0	0.0	0.0	0.0	0.0	0.0

Unit of Measurement: Gas and Gas equivalent products: 1000m3, Liquids: m3, Sulphur: MTS

VPR6200

Facility ID ABGS0128240

Facility Name WILDHAY 13-24-055-25W5

Facility Licence # 25501

Facility Operator OHE9 CNRL

Production Month	202001	202002	202003	202004	202005	202006	202007	202008	202009	202010	202011	202012	Totals
Receipts													
Receipts from Alberta Facilities	14,401.9	24,044.5	24,452.7	22,601.8	21,270.8	0.0	0.0	0.0	0.0	0.0	0.0	0.0	106,771.7
Receipts from Non-Alberta Facilities	0.0	0.0	0.0	0.0	0.0	0.0	0.0	0.0	0.0	0.0	0.0	0.0	0.0
Dispositions													
Disposition													
Battery	0.0	0.0	0.0	0.0	0.0	0.0	0.0	0.0	0.0	0.0	0.0	0.0	0.0
Gas Gathering System	14,187.7	23,497.0	24,372.8	22,450.2	21,115.1	0.0	0.0	0.0	0.0	0.0	0.0	0.0	105,622.8
Gas Plant	0.0	0.0	0.0	0.0	0.0	0.0	0.0	0.0	0.0	0.0	0.0	0.0	0.0
Injection Facility	0.0	0.0	0.0	0.0	0.0	0.0	0.0	0.0	0.0	0.0	0.0	0.0	0.0
Meter Station	0.0	0.0	0.0	0.0	0.0	0.0	0.0	0.0	0.0	0.0	0.0	0.0	0.0
Other	0.0	0.0	0.0	0.0	0.0	0.0	0.0	0.0	0.0	0.0	0.0	0.0	0.0
Alberta Commercial	0.0	0.0	0.0	0.0	0.0	0.0	0.0	0.0	0.0	0.0	0.0	0.0	0.0
Alberta Industrial	0.0	0.0	0.0	0.0	0.0	0.0	0.0	0.0	0.0	0.0	0.0	0.0	0.0
Alberta Residential	0.0	0.0	0.0	0.0	0.0	0.0	0.0	0.0	0.0	0.0	0.0	0.0	0.0
Alberta Elec.Generation	0.0	0.0	0.0	0.0	0.0	0.0	0.0	0.0	0.0	0.0	0.0	0.0	0.0
Shrinkage													
Acid Gas	0.0	0.0	0.0	0.0	0.0	0.0	0.0	0.0	0.0	0.0	0.0	0.0	0.0
Other products	0.5	0.9	0.5	0.4	0.7	0.0	0.0	0.0	0.0	0.0	0.0	0.0	3.0
Fuel	585.6	869.6	907.1	856.0	776.5	0.0	0.0	0.0	0.0	0.0	0.0	0.0	3,994.8
Flared	0.5	1.1	0.7	0.5	1.1	0.0	0.0	0.0	0.0	0.0	0.0	0.0	3.9
Vented	0.1	0.2	0.2	0.1	0.2	0.0	0.0	0.0	0.0	0.0	0.0	0.0	0.8
Diff and Other	-372.5	-324.3	-828.6	-705.4	-622.8	0.0	0.0	0.0	0.0	0.0	0.0	0.0	-2,853.6
Process and Frac													
Pentanes Plus	2.5	4.2	2.5	1.8	3.4	0.0	0.0	0.0	0.0	0.0	0.0	0.0	14.4
Propane	0.0	0.0	0.0	0.0	0.0	0.0	0.0	0.0	0.0	0.0	0.0	0.0	0.0
Butanes	0.0	0.0	0.0	0.0	0.0	0.0	0.0	0.0	0.0	0.0	0.0	0.0	0.0
Ethane	0.0	0.0	0.0	0.0	0.0	0.0	0.0	0.0	0.0	0.0	0.0	0.0	0.0
NGL MIX	0.0	0.0	0.0	0.0	0.0	0.0	0.0	0.0	0.0	0.0	0.0	0.0	0.0
Sulphur	0.0	0.0	0.0	0.0	0.0	0.0	0.0	0.0	0.0	0.0	0.0	0.0	0.0
Sulphur Closing Inv	0.0	0.0	0.0	0.0	0.0	0.0	0.0	0.0	0.0	0.0	0.0	0.0	0.0

Unit of Measurement: Gas and Gas equivalent products: 1000m3, Liquids: m3, Sulphur: MTS

VPR6200

Facility ID ABGS0128241

Facility Name OBED 14-32-054-22W5

Facility Licence # 31736

Facility Operator OHE9 CNRL

Production Month	202001	202002	202003	202004	202005	202006	202007	202008	202009	202010	202011	202012	Totals
Receipts													
Receipts from Alberta Facilities	14,244.1	12,650.6	13,571.7	12,776.4	12,978.4	0.0	0.0	0.0	0.0	0.0	0.0	0.0	66,221.2
Receipts from Non-Alberta Facilities	0.0	0.0	0.0	0.0	0.0	0.0	0.0	0.0	0.0	0.0	0.0	0.0	0.0
Dispositions													
Disposition													
Battery	0.0	0.0	0.0	0.0	0.0	0.0	0.0	0.0	0.0	0.0	0.0	0.0	0.0
Gas Gathering System	14,338.1	12,949.8	13,606.2	12,903.6	12,983.2	0.0	0.0	0.0	0.0	0.0	0.0	0.0	66,780.9
Gas Plant	0.0	0.0	0.0	0.0	0.0	0.0	0.0	0.0	0.0	0.0	0.0	0.0	0.0
Injection Facility	0.0	0.0	0.0	0.0	0.0	0.0	0.0	0.0	0.0	0.0	0.0	0.0	0.0
Meter Station	0.0	0.0	0.0	0.0	0.0	0.0	0.0	0.0	0.0	0.0	0.0	0.0	0.0
Other	0.0	0.0	0.0	0.0	0.0	0.0	0.0	0.0	0.0	0.0	0.0	0.0	0.0
Alberta Commercial	0.0	0.0	0.0	0.0	0.0	0.0	0.0	0.0	0.0	0.0	0.0	0.0	0.0
Alberta Industrial	0.0	0.0	0.0	0.0	0.0	0.0	0.0	0.0	0.0	0.0	0.0	0.0	0.0
Alberta Residential	0.0	0.0	0.0	0.0	0.0	0.0	0.0	0.0	0.0	0.0	0.0	0.0	0.0
Alberta Elec.Generation	0.0	0.0	0.0	0.0	0.0	0.0	0.0	0.0	0.0	0.0	0.0	0.0	0.0
Shrinkage													
Acid Gas	0.0	0.0	0.0	0.0	0.0	0.0	0.0	0.0	0.0	0.0	0.0	0.0	0.0
Other products	3.6	0.0	0.0	0.0	0.6	0.0	0.0	0.0	0.0	0.0	0.0	0.0	4.2
Fuel	563.8	490.7	545.0	491.0	521.4	0.0	0.0	0.0	0.0	0.0	0.0	0.0	2,611.9
Flared	1.8	0.8	1.4	1.6	1.8	0.0	0.0	0.0	0.0	0.0	0.0	0.0	7.4
Vented	0.6	0.3	0.3	0.2	0.2	0.0	0.0	0.0	0.0	0.0	0.0	0.0	1.6
Diff and Other	-663.8	-791.0	-581.2	-620.0	-528.8	0.0	0.0	0.0	0.0	0.0	0.0	0.0	-3,184.8
Process and Frac													
Pentanes Plus	17.6	0.0	0.0	0.0	2.8	0.0	0.0	0.0	0.0	0.0	0.0	0.0	20.4
Propane	0.0	0.0	0.0	0.0	0.0	0.0	0.0	0.0	0.0	0.0	0.0	0.0	0.0
Butanes	0.0	0.0	0.0	0.0	0.0	0.0	0.0	0.0	0.0	0.0	0.0	0.0	0.0
Ethane	0.0	0.0	0.0	0.0	0.0	0.0	0.0	0.0	0.0	0.0	0.0	0.0	0.0
NGL MIX	0.0	0.0	0.0	0.0	0.0	0.0	0.0	0.0	0.0	0.0	0.0	0.0	0.0
Sulphur	0.0	0.0	0.0	0.0	0.0	0.0	0.0	0.0	0.0	0.0	0.0	0.0	0.0
Sulphur Closing Inv	0.0	0.0	0.0	0.0	0.0	0.0	0.0	0.0	0.0	0.0	0.0	0.0	0.0

Unit of Measurement: Gas and Gas equivalent products: 1000m3, Liquids: m3, Sulphur: MTS

VPR6200

Facility ID ABGS0128342

Facility Name TOURMALINE 08-10-057-27W5 GGS

Facility Licence # 45967

Facility Operator A573 TOURMALINE

Production Month	202001	202002	202003	202004	202005	202006	202007	202008	202009	202010	202011	202012	Totals
Receipts													
Receipts from Alberta Facilities	30,673.6	31,835.5	40,058.5	36,463.7	35,554.7	0.0	0.0	0.0	0.0	0.0	0.0	0.0	174,586.0
Receipts from Non-Alberta Facilities	0.0	0.0	0.0	0.0	0.0	0.0	0.0	0.0	0.0	0.0	0.0	0.0	0.0
Dispositions													
Disposition													
Battery	0.0	0.0	0.0	0.0	0.0	0.0	0.0	0.0	0.0	0.0	0.0	0.0	0.0
Gas Gathering System	29,895.1	31,175.1	39,303.4	35,741.8	34,844.2	0.0	0.0	0.0	0.0	0.0	0.0	0.0	170,959.6
Gas Plant	0.0	0.0	0.0	0.0	0.0	0.0	0.0	0.0	0.0	0.0	0.0	0.0	0.0
Injection Facility	0.0	0.0	0.0	0.0	0.0	0.0	0.0	0.0	0.0	0.0	0.0	0.0	0.0
Meter Station	0.0	0.0	0.0	0.0	0.0	0.0	0.0	0.0	0.0	0.0	0.0	0.0	0.0
Other	0.0	0.0	0.0	0.0	0.0	0.0	0.0	0.0	0.0	0.0	0.0	0.0	0.0
Alberta Commercial	0.0	0.0	0.0	0.0	0.0	0.0	0.0	0.0	0.0	0.0	0.0	0.0	0.0
Alberta Industrial	0.0	0.0	0.0	0.0	0.0	0.0	0.0	0.0	0.0	0.0	0.0	0.0	0.0
Alberta Residential	0.0	0.0	0.0	0.0	0.0	0.0	0.0	0.0	0.0	0.0	0.0	0.0	0.0
Alberta Elec.Generation	0.0	0.0	0.0	0.0	0.0	0.0	0.0	0.0	0.0	0.0	0.0	0.0	0.0
Shrinkage													
Acid Gas	0.0	0.0	0.0	0.0	0.0	0.0	0.0	0.0	0.0	0.0	0.0	0.0	0.0
Other products	0.0	0.0	0.0	0.0	0.0	0.0	0.0	0.0	0.0	0.0	0.0	0.0	0.0
Fuel	778.5	660.4	754.8	721.7	710.3	0.0	0.0	0.0	0.0	0.0	0.0	0.0	3,625.7
Flared	0.0	0.0	0.2	0.0	0.0	0.0	0.0	0.0	0.0	0.0	0.0	0.0	0.2
Vented	0.0	0.0	0.1	0.2	0.2	0.0	0.0	0.0	0.0	0.0	0.0	0.0	0.5
Diff and Other	0.0	0.0	0.0	0.0	0.0	0.0	0.0	0.0	0.0	0.0	0.0	0.0	0.0
Process and Frac													
Pentanes Plus	0.0	0.2	0.0	0.0	0.0	0.0	0.0	0.0	0.0	0.0	0.0	0.0	0.2
Propane	0.0	0.0	0.0	0.0	0.0	0.0	0.0	0.0	0.0	0.0	0.0	0.0	0.0
Butanes	0.0	0.0	0.0	0.0	0.0	0.0	0.0	0.0	0.0	0.0	0.0	0.0	0.0
Ethane	0.0	0.0	0.0	0.0	0.0	0.0	0.0	0.0	0.0	0.0	0.0	0.0	0.0
NGL MIX	0.0	0.0	0.0	0.0	0.0	0.0	0.0	0.0	0.0	0.0	0.0	0.0	0.0
Sulphur	0.0	0.0	0.0	0.0	0.0	0.0	0.0	0.0	0.0	0.0	0.0	0.0	0.0
Sulphur Closing Inv	0.0	0.0	0.0	0.0	0.0	0.0	0.0	0.0	0.0	0.0	0.0	0.0	0.0

Unit of Measurement: Gas and Gas equivalent products: 1000m3, Liquids: m3, Sulphur: MTS

VPR6200

Facility ID ABGS0128592

Facility Name Edson 07-03-53-15w5

Facility Licence # 37464

Facility Operator A5RX BEC

Production Month	202001	202002	202003	202004	202005	202006	202007	202008	202009	202010	202011	202012	Totals
Receipts													
Receipts from Alberta Facilities	500.0	460.2	484.6	484.4	499.4	0.0	0.0	0.0	0.0	0.0	0.0	0.0	2,428.6
Receipts from Non-Alberta Facilities	0.0	0.0	0.0	0.0	0.0	0.0	0.0	0.0	0.0	0.0	0.0	0.0	0.0
Dispositions													
Disposition													
Battery	0.0	0.0	0.0	0.0	0.0	0.0	0.0	0.0	0.0	0.0	0.0	0.0	0.0
Gas Gathering System	480.2	443.5	463.5	464.3	477.0	0.0	0.0	0.0	0.0	0.0	0.0	0.0	2,328.5
Gas Plant	0.0	0.0	0.0	0.0	0.0	0.0	0.0	0.0	0.0	0.0	0.0	0.0	0.0
Injection Facility	0.0	0.0	0.0	0.0	0.0	0.0	0.0	0.0	0.0	0.0	0.0	0.0	0.0
Meter Station	0.0	0.0	0.0	0.0	0.0	0.0	0.0	0.0	0.0	0.0	0.0	0.0	0.0
Other	0.0	0.0	0.0	0.0	0.0	0.0	0.0	0.0	0.0	0.0	0.0	0.0	0.0
Alberta Commercial	0.0	0.0	0.0	0.0	0.0	0.0	0.0	0.0	0.0	0.0	0.0	0.0	0.0
Alberta Industrial	0.0	0.0	0.0	0.0	0.0	0.0	0.0	0.0	0.0	0.0	0.0	0.0	0.0
Alberta Residential	0.0	0.0	0.0	0.0	0.0	0.0	0.0	0.0	0.0	0.0	0.0	0.0	0.0
Alberta Elec.Generation	0.0	0.0	0.0	0.0	0.0	0.0	0.0	0.0	0.0	0.0	0.0	0.0	0.0
Shrinkage													
Acid Gas	0.0	0.0	0.0	0.0	0.0	0.0	0.0	0.0	0.0	0.0	0.0	0.0	0.0
Other products	0.6	0.9	1.2	2.0	0.9	0.0	0.0	0.0	0.0	0.0	0.0	0.0	5.6
Fuel	19.0	16.1	20.3	19.3	21.5	0.0	0.0	0.0	0.0	0.0	0.0	0.0	96.2
Flared	0.0	0.0	0.0	0.0	0.0	0.0	0.0	0.0	0.0	0.0	0.0	0.0	0.0
Vented	0.8	0.6	0.8	0.8	0.9	0.0	0.0	0.0	0.0	0.0	0.0	0.0	3.9
Diff and Other	-0.6	-0.9	-1.2	-2.0	-0.9	0.0	0.0	0.0	0.0	0.0	0.0	0.0	-5.6
Process and Frac													
Pentanes Plus	2.9	4.5	5.9	9.7	4.4	0.0	0.0	0.0	0.0	0.0	0.0	0.0	27.4
Propane	0.0	0.0	0.0	0.0	0.0	0.0	0.0	0.0	0.0	0.0	0.0	0.0	0.0
Butanes	0.0	0.0	0.0	0.0	0.0	0.0	0.0	0.0	0.0	0.0	0.0	0.0	0.0
Ethane	0.0	0.0	0.0	0.0	0.0	0.0	0.0	0.0	0.0	0.0	0.0	0.0	0.0
NGL MIX	0.0	0.0	0.0	0.0	0.0	0.0	0.0	0.0	0.0	0.0	0.0	0.0	0.0
Sulphur	0.0	0.0	0.0	0.0	0.0	0.0	0.0	0.0	0.0	0.0	0.0	0.0	0.0
Sulphur Closing Inv	0.0	0.0	0.0	0.0	0.0	0.0	0.0	0.0	0.0	0.0	0.0	0.0	0.0

Unit of Measurement: Gas and Gas equivalent products: 1000m3, Liquids: m3, Sulphur: MTS

VPR6200

Facility ID ABGS0129930

Facility Name Apache Willesden Green 11-19 GGS

Facility Licence # 28452

Facility Operator A5RX BEC

Production Month	202001	202002	202003	202004	202005	202006	202007	202008	202009	202010	202011	202012	Totals
Receipts													
Receipts from Alberta Facilities	5,982.1	5,664.2	6,086.7	6,485.2	6,158.9	0.0	0.0	0.0	0.0	0.0	0.0	0.0	30,377.1
Receipts from Non-Alberta Facilities	0.0	0.0	0.0	0.0	0.0	0.0	0.0	0.0	0.0	0.0	0.0	0.0	0.0
Dispositions													
Disposition													
Battery	0.0	0.0	0.0	0.0	0.0	0.0	0.0	0.0	0.0	0.0	0.0	0.0	0.0
Gas Gathering System	5,613.9	5,434.5	6,250.0	6,184.6	5,821.7	0.0	0.0	0.0	0.0	0.0	0.0	0.0	29,304.7
Gas Plant	0.0	0.0	0.0	0.0	0.0	0.0	0.0	0.0	0.0	0.0	0.0	0.0	0.0
Injection Facility	0.0	0.0	0.0	0.0	0.0	0.0	0.0	0.0	0.0	0.0	0.0	0.0	0.0
Meter Station	0.0	0.0	0.0	0.0	0.0	0.0	0.0	0.0	0.0	0.0	0.0	0.0	0.0
Other	0.0	0.0	0.0	0.0	0.0	0.0	0.0	0.0	0.0	0.0	0.0	0.0	0.0
Alberta Commercial	0.0	0.0	0.0	0.0	0.0	0.0	0.0	0.0	0.0	0.0	0.0	0.0	0.0
Alberta Industrial	0.0	0.0	0.0	0.0	0.0	0.0	0.0	0.0	0.0	0.0	0.0	0.0	0.0
Alberta Residential	0.0	0.0	0.0	0.0	0.0	0.0	0.0	0.0	0.0	0.0	0.0	0.0	0.0
Alberta Elec.Generation	0.0	0.0	0.0	0.0	0.0	0.0	0.0	0.0	0.0	0.0	0.0	0.0	0.0
Shrinkage													
Acid Gas	0.0	0.0	0.0	0.0	0.0	0.0	0.0	0.0	0.0	0.0	0.0	0.0	0.0
Other products	1.5	0.0	3.3	3.0	0.0	0.0	0.0	0.0	0.0	0.0	0.0	0.0	7.8
Fuel	275.0	258.0	125.6	290.3	286.9	0.0	0.0	0.0	0.0	0.0	0.0	0.0	1,235.8
Flared	0.3	0.0	0.0	0.0	0.0	0.0	0.0	0.0	0.0	0.0	0.0	0.0	0.3
Vented	0.8	0.6	0.5	0.5	0.6	0.0	0.0	0.0	0.0	0.0	0.0	0.0	3.0
Diff and Other	90.6	-28.9	-292.7	6.8	49.7	0.0	0.0	0.0	0.0	0.0	0.0	0.0	-174.5
Process and Frac													
Pentanes Plus	7.2	0.0	16.2	14.7	0.0	0.0	0.0	0.0	0.0	0.0	0.0	0.0	38.1
Propane	0.0	0.0	0.0	0.0	0.0	0.0	0.0	0.0	0.0	0.0	0.0	0.0	0.0
Butanes	0.0	0.0	0.0	0.0	0.0	0.0	0.0	0.0	0.0	0.0	0.0	0.0	0.0
Ethane	0.0	0.0	0.0	0.0	0.0	0.0	0.0	0.0	0.0	0.0	0.0	0.0	0.0
NGL MIX	0.0	0.0	0.0	0.0	0.0	0.0	0.0	0.0	0.0	0.0	0.0	0.0	0.0
Sulphur	0.0	0.0	0.0	0.0	0.0	0.0	0.0	0.0	0.0	0.0	0.0	0.0	0.0
Sulphur Closing Inv	0.0	0.0	0.0	0.0	0.0	0.0	0.0	0.0	0.0	0.0	0.0	0.0	0.0

Unit of Measurement: Gas and Gas equivalent products: 1000m3, Liquids: m3, Sulphur: MTS

VPR6200

Facility ID ABGS0130088

Facility Name PARA 04-31-063-04W6 GGS

Facility Licence # 35576

Facility Operator A54C 7GEN

Production Month	202001	202002	202003	202004	202005	202006	202007	202008	202009	202010	202011	202012	Totals
Receipts													
Receipts from Alberta Facilities	4,163.3	4,192.0	4,502.7	4,316.2	4,322.2	0.0	0.0	0.0	0.0	0.0	0.0	0.0	21,496.4
Receipts from Non-Alberta Facilities	0.0	0.0	0.0	0.0	0.0	0.0	0.0	0.0	0.0	0.0	0.0	0.0	0.0
Dispositions													
Disposition													
Battery	0.0	0.0	0.0	0.0	0.0	0.0	0.0	0.0	0.0	0.0	0.0	0.0	0.0
Gas Gathering System	3,842.1	3,875.7	4,168.2	3,983.0	3,981.3	0.0	0.0	0.0	0.0	0.0	0.0	0.0	19,850.3
Gas Plant	0.0	0.0	0.0	0.0	0.0	0.0	0.0	0.0	0.0	0.0	0.0	0.0	0.0
Injection Facility	0.0	0.0	0.0	0.0	0.0	0.0	0.0	0.0	0.0	0.0	0.0	0.0	0.0
Meter Station	0.0	0.0	0.0	0.0	0.0	0.0	0.0	0.0	0.0	0.0	0.0	0.0	0.0
Other	0.0	0.0	0.0	0.0	0.0	0.0	0.0	0.0	0.0	0.0	0.0	0.0	0.0
Alberta Commercial	0.0	0.0	0.0	0.0	0.0	0.0	0.0	0.0	0.0	0.0	0.0	0.0	0.0
Alberta Industrial	0.0	0.0	0.0	0.0	0.0	0.0	0.0	0.0	0.0	0.0	0.0	0.0	0.0
Alberta Residential	0.0	0.0	0.0	0.0	0.0	0.0	0.0	0.0	0.0	0.0	0.0	0.0	0.0
Alberta Elec.Generation	0.0	0.0	0.0	0.0	0.0	0.0	0.0	0.0	0.0	0.0	0.0	0.0	0.0
Shrinkage													
Acid Gas	0.0	0.0	0.0	0.0	0.0	0.0	0.0	0.0	0.0	0.0	0.0	0.0	0.0
Other products	26.7	19.6	40.0	27.8	27.8	0.0	0.0	0.0	0.0	0.0	0.0	0.0	141.9
Fuel	275.8	275.5	276.0	282.7	290.7	0.0	0.0	0.0	0.0	0.0	0.0	0.0	1,400.7
Flared	16.3	15.3	16.3	18.2	16.3	0.0	0.0	0.0	0.0	0.0	0.0	0.0	82.4
Vented	2.4	5.9	2.2	4.5	6.1	0.0	0.0	0.0	0.0	0.0	0.0	0.0	21.1
Diff and Other	0.0	0.0	0.0	0.0	0.0	0.0	0.0	0.0	0.0	0.0	0.0	0.0	0.0
Process and Frac													
Pentanes Plus	129.3	94.7	193.7	134.5	134.5	0.0	0.0	0.0	0.0	0.0	0.0	0.0	686.7
Propane	0.0	0.0	0.0	0.0	0.0	0.0	0.0	0.0	0.0	0.0	0.0	0.0	0.0
Butanes	0.0	0.0	0.0	0.0	0.0	0.0	0.0	0.0	0.0	0.0	0.0	0.0	0.0
Ethane	0.0	0.0	0.0	0.0	0.0	0.0	0.0	0.0	0.0	0.0	0.0	0.0	0.0
NGL MIX	0.0	0.0	0.0	0.0	0.0	0.0	0.0	0.0	0.0	0.0	0.0	0.0	0.0
Sulphur	0.0	0.0	0.0	0.0	0.0	0.0	0.0	0.0	0.0	0.0	0.0	0.0	0.0
Sulphur Closing Inv	0.0	0.0	0.0	0.0	0.0	0.0	0.0	0.0	0.0	0.0	0.0	0.0	0.0

Unit of Measurement: Gas and Gas equivalent products: 1000m3, Liquids: m3, Sulphur: MTS

VPR6200

Facility ID ABGS0130269
Facility Licence # 46345

Facility Name FERRIER13-5-45-9W5 compressor stn
Facility Operator A5E0 BELLATRIX

Production Month	202001	202002	202003	202004	202005	202006	202007	202008	202009	202010	202011	202012	Totals
Receipts													
Receipts from Alberta Facilities	59,584.3	55,424.7	57,943.7	55,772.4	56,975.5	0.0	0.0	0.0	0.0	0.0	0.0	0.0	285,700.6
Receipts from Non-Alberta Facilities	0.0	0.0	0.0	0.0	0.0	0.0	0.0	0.0	0.0	0.0	0.0	0.0	0.0
Dispositions													
Disposition													
Battery	0.0	0.0	0.0	0.0	0.0	0.0	0.0	0.0	0.0	0.0	0.0	0.0	0.0
Gas Gathering System	57,283.5	53,011.3	56,019.1	53,972.0	54,980.8	0.0	0.0	0.0	0.0	0.0	0.0	0.0	275,266.7
Gas Plant	0.0	0.0	0.0	0.0	0.0	0.0	0.0	0.0	0.0	0.0	0.0	0.0	0.0
Injection Facility	0.0	0.0	0.0	0.0	0.0	0.0	0.0	0.0	0.0	0.0	0.0	0.0	0.0
Meter Station	0.0	0.0	0.0	0.0	0.0	0.0	0.0	0.0	0.0	0.0	0.0	0.0	0.0
Other	0.0	0.0	0.0	0.0	0.0	0.0	0.0	0.0	0.0	0.0	0.0	0.0	0.0
Alberta Commercial	0.0	0.0	0.0	0.0	0.0	0.0	0.0	0.0	0.0	0.0	0.0	0.0	0.0
Alberta Industrial	0.0	0.0	0.0	0.0	0.0	0.0	0.0	0.0	0.0	0.0	0.0	0.0	0.0
Alberta Residential	0.0	0.0	0.0	0.0	0.0	0.0	0.0	0.0	0.0	0.0	0.0	0.0	0.0
Alberta Elec.Generation	0.0	0.0	0.0	0.0	0.0	0.0	0.0	0.0	0.0	0.0	0.0	0.0	0.0
Shrinkage													
Acid Gas	0.0	0.0	0.0	0.0	0.0	0.0	0.0	0.0	0.0	0.0	0.0	0.0	0.0
Other products	10.3	6.5	13.0	9.1	18.0	0.0	0.0	0.0	0.0	0.0	0.0	0.0	56.9
Fuel	2,074.5	1,897.9	1,996.0	2,006.9	2,043.6	0.0	0.0	0.0	0.0	0.0	0.0	0.0	10,018.9
Flared	52.8	27.9	61.3	31.3	43.9	0.0	0.0	0.0	0.0	0.0	0.0	0.0	217.2
Vented	24.6	25.3	27.6	28.8	25.8	0.0	0.0	0.0	0.0	0.0	0.0	0.0	132.1
Diff and Other	138.6	455.8	-173.3	-275.7	-136.6	0.0	0.0	0.0	0.0	0.0	0.0	0.0	8.8
Process and Frac													
Pentanes Plus	49.6	31.4	63.1	44.1	87.2	0.0	0.0	0.0	0.0	0.0	0.0	0.0	275.4
Propane	0.0	0.0	0.0	0.0	0.0	0.0	0.0	0.0	0.0	0.0	0.0	0.0	0.0
Butanes	0.0	0.0	0.0	0.0	0.0	0.0	0.0	0.0	0.0	0.0	0.0	0.0	0.0
Ethane	0.0	0.0	0.0	0.0	0.0	0.0	0.0	0.0	0.0	0.0	0.0	0.0	0.0
NGL MIX	0.0	0.0	0.0	0.0	0.0	0.0	0.0	0.0	0.0	0.0	0.0	0.0	0.0
Sulphur	0.0	0.0	0.0	0.0	0.0	0.0	0.0	0.0	0.0	0.0	0.0	0.0	0.0
Sulphur Closing Inv	0.0	0.0	0.0	0.0	0.0	0.0	0.0	0.0	0.0	0.0	0.0	0.0	0.0

Unit of Measurement: Gas and Gas equivalent products: 1000m3, Liquids: m3, Sulphur: MTS

VPR6200

Facility ID ABGS0131137

Facility Name TORC ROSEVEAR 07-05-55-15W5 GS

Facility Licence # 46917

Facility Operator A5RJ TORC

Production Month	202001	202002	202003	202004	202005	202006	202007	202008	202009	202010	202011	202012	Totals
Receipts													
Receipts from Alberta Facilities	2,013.2	1,809.7	1,791.2	1,414.7	1,474.3	0.0	0.0	0.0	0.0	0.0	0.0	0.0	8,503.1
Receipts from Non-Alberta Facilities	0.0	0.0	0.0	0.0	0.0	0.0	0.0	0.0	0.0	0.0	0.0	0.0	0.0
Dispositions													
Disposition													
Battery	0.0	0.0	0.0	0.0	0.0	0.0	0.0	0.0	0.0	0.0	0.0	0.0	0.0
Gas Gathering System	1,926.9	1,722.3	1,687.1	1,332.8	1,419.1	0.0	0.0	0.0	0.0	0.0	0.0	0.0	8,088.2
Gas Plant	0.0	0.0	0.0	0.0	0.0	0.0	0.0	0.0	0.0	0.0	0.0	0.0	0.0
Injection Facility	0.0	0.0	0.0	0.0	0.0	0.0	0.0	0.0	0.0	0.0	0.0	0.0	0.0
Meter Station	0.0	0.0	0.0	0.0	0.0	0.0	0.0	0.0	0.0	0.0	0.0	0.0	0.0
Other	0.0	0.0	0.0	0.0	0.0	0.0	0.0	0.0	0.0	0.0	0.0	0.0	0.0
Alberta Commercial	0.0	0.0	0.0	0.0	0.0	0.0	0.0	0.0	0.0	0.0	0.0	0.0	0.0
Alberta Industrial	0.0	0.0	0.0	0.0	0.0	0.0	0.0	0.0	0.0	0.0	0.0	0.0	0.0
Alberta Residential	0.0	0.0	0.0	0.0	0.0	0.0	0.0	0.0	0.0	0.0	0.0	0.0	0.0
Alberta Elec.Generation	0.0	0.0	0.0	0.0	0.0	0.0	0.0	0.0	0.0	0.0	0.0	0.0	0.0
Shrinkage													
Acid Gas	0.0	0.0	0.0	0.0	0.0	0.0	0.0	0.0	0.0	0.0	0.0	0.0	0.0
Other products	1.4	0.0	0.0	1.3	0.0	0.0	0.0	0.0	0.0	0.0	0.0	0.0	2.7
Fuel	67.9	64.1	63.0	53.9	61.1	0.0	0.0	0.0	0.0	0.0	0.0	0.0	310.0
Flared	0.0	0.0	0.0	0.0	0.0	0.0	0.0	0.0	0.0	0.0	0.0	0.0	0.0
Vented	0.0	1.2	1.2	1.1	1.2	0.0	0.0	0.0	0.0	0.0	0.0	0.0	4.7
Diff and Other	17.0	22.1	39.9	25.6	-7.1	0.0	0.0	0.0	0.0	0.0	0.0	0.0	97.5
Process and Frac													
Pentanes Plus	6.8	0.0	0.0	6.2	0.0	0.0	0.0	0.0	0.0	0.0	0.0	0.0	13.0
Propane	0.0	0.0	0.0	0.0	0.0	0.0	0.0	0.0	0.0	0.0	0.0	0.0	0.0
Butanes	0.0	0.0	0.0	0.0	0.0	0.0	0.0	0.0	0.0	0.0	0.0	0.0	0.0
Ethane	0.0	0.0	0.0	0.0	0.0	0.0	0.0	0.0	0.0	0.0	0.0	0.0	0.0
NGL MIX	0.0	0.0	0.0	0.0	0.0	0.0	0.0	0.0	0.0	0.0	0.0	0.0	0.0
Sulphur	0.0	0.0	0.0	0.0	0.0	0.0	0.0	0.0	0.0	0.0	0.0	0.0	0.0
Sulphur Closing Inv	0.0	0.0	0.0	0.0	0.0	0.0	0.0	0.0	0.0	0.0	0.0	0.0	0.0

Unit of Measurement: Gas and Gas equivalent products: 1000m3, Liquids: m3, Sulphur: MTS

VPR6200

Facility ID ABGS0131176

Facility Name RedRock 02-17-063-08W6 GGS

Facility Licence # 42643

Facility Operator A6X1 JUPITER

Production Month	202001	202002	202003	202004	202005	202006	202007	202008	202009	202010	202011	202012	Totals
Receipts													
Receipts from Alberta Facilities	17,038.1	14,131.9	13,976.2	12,270.9	11,773.6	0.0	0.0	0.0	0.0	0.0	0.0	0.0	69,190.7
Receipts from Non-Alberta Facilities	0.0	0.0	0.0	0.0	0.0	0.0	0.0	0.0	0.0	0.0	0.0	0.0	0.0
Dispositions													
Disposition													
Battery	0.0	0.0	0.0	0.0	0.0	0.0	0.0	0.0	0.0	0.0	0.0	0.0	0.0
Gas Gathering System	17,038.1	14,131.0	13,938.3	12,247.9	11,751.6	0.0	0.0	0.0	0.0	0.0	0.0	0.0	69,106.9
Gas Plant	0.0	0.0	0.0	0.0	0.0	0.0	0.0	0.0	0.0	0.0	0.0	0.0	0.0
Injection Facility	0.0	0.0	0.0	0.0	0.0	0.0	0.0	0.0	0.0	0.0	0.0	0.0	0.0
Meter Station	0.0	0.0	0.0	0.0	0.0	0.0	0.0	0.0	0.0	0.0	0.0	0.0	0.0
Other	0.0	0.0	0.0	0.0	0.0	0.0	0.0	0.0	0.0	0.0	0.0	0.0	0.0
Alberta Commercial	0.0	0.0	0.0	0.0	0.0	0.0	0.0	0.0	0.0	0.0	0.0	0.0	0.0
Alberta Industrial	0.0	0.0	0.0	0.0	0.0	0.0	0.0	0.0	0.0	0.0	0.0	0.0	0.0
Alberta Residential	0.0	0.0	0.0	0.0	0.0	0.0	0.0	0.0	0.0	0.0	0.0	0.0	0.0
Alberta Elec.Generation	0.0	0.0	0.0	0.0	0.0	0.0	0.0	0.0	0.0	0.0	0.0	0.0	0.0
Shrinkage													
Acid Gas	0.0	0.0	0.0	0.0	0.0	0.0	0.0	0.0	0.0	0.0	0.0	0.0	0.0
Other products	8.2	5.0	12.9	9.8	6.8	0.0	0.0	0.0	0.0	0.0	0.0	0.0	42.7
Fuel	0.0	0.9	37.9	23.0	22.0	0.0	0.0	0.0	0.0	0.0	0.0	0.0	83.8
Flared	0.0	0.0	0.0	0.0	0.0	0.0	0.0	0.0	0.0	0.0	0.0	0.0	0.0
Vented	0.0	0.0	0.0	0.0	0.0	0.0	0.0	0.0	0.0	0.0	0.0	0.0	0.0
Diff and Other	-8.2	-5.0	-12.9	-9.8	-6.8	0.0	0.0	0.0	0.0	0.0	0.0	0.0	-42.7
Process and Frac													
Pentanes Plus	39.6	24.3	62.4	47.2	33.0	0.0	0.0	0.0	0.0	0.0	0.0	0.0	206.5
Propane	0.0	0.0	0.0	0.0	0.0	0.0	0.0	0.0	0.0	0.0	0.0	0.0	0.0
Butanes	0.0	0.0	0.0	0.0	0.0	0.0	0.0	0.0	0.0	0.0	0.0	0.0	0.0
Ethane	0.0	0.0	0.0	0.0	0.0	0.0	0.0	0.0	0.0	0.0	0.0	0.0	0.0
NGL MIX	0.0	0.0	0.0	0.0	0.0	0.0	0.0	0.0	0.0	0.0	0.0	0.0	0.0
Sulphur	0.0	0.0	0.0	0.0	0.0	0.0	0.0	0.0	0.0	0.0	0.0	0.0	0.0
Sulphur Closing Inv	0.0	0.0	0.0	0.0	0.0	0.0	0.0	0.0	0.0	0.0	0.0	0.0	0.0

Unit of Measurement: Gas and Gas equivalent products: 1000m3, Liquids: m3, Sulphur: MTS

VPR6200

Facility ID ABGS0131640

Facility Name Wapiti 03-36-65-06W6 GS

Facility Licence # 46612

Facility Operator A0A7 NUVISTA

Production Month	202001	202002	202003	202004	202005	202006	202007	202008	202009	202010	202011	202012	Totals
Receipts													
Receipts from Alberta Facilities	50,878.0	45,220.3	58,280.9	54,265.9	42,808.5	0.0	0.0	0.0	0.0	0.0	0.0	0.0	251,453.6
Receipts from Non-Alberta Facilities	0.0	0.0	0.0	0.0	0.0	0.0	0.0	0.0	0.0	0.0	0.0	0.0	0.0
Dispositions													
Disposition													
Battery	0.0	0.0	0.0	0.0	0.0	0.0	0.0	0.0	0.0	0.0	0.0	0.0	0.0
Gas Gathering System	49,677.3	43,440.4	55,227.8	51,475.0	40,385.3	0.0	0.0	0.0	0.0	0.0	0.0	0.0	240,205.8
Gas Plant	0.0	0.0	0.0	0.0	0.0	0.0	0.0	0.0	0.0	0.0	0.0	0.0	0.0
Injection Facility	0.0	0.0	0.0	0.0	0.0	0.0	0.0	0.0	0.0	0.0	0.0	0.0	0.0
Meter Station	0.0	0.0	0.0	0.0	0.0	0.0	0.0	0.0	0.0	0.0	0.0	0.0	0.0
Other	0.0	0.0	0.0	0.0	0.0	0.0	0.0	0.0	0.0	0.0	0.0	0.0	0.0
Alberta Commercial	0.0	0.0	0.0	0.0	0.0	0.0	0.0	0.0	0.0	0.0	0.0	0.0	0.0
Alberta Industrial	0.0	0.0	0.0	0.0	0.0	0.0	0.0	0.0	0.0	0.0	0.0	0.0	0.0
Alberta Residential	0.0	0.0	0.0	0.0	0.0	0.0	0.0	0.0	0.0	0.0	0.0	0.0	0.0
Alberta Elec.Generation	0.0	0.0	0.0	0.0	0.0	0.0	0.0	0.0	0.0	0.0	0.0	0.0	0.0
Shrinkage													
Acid Gas	0.0	0.0	0.0	0.0	0.0	0.0	0.0	0.0	0.0	0.0	0.0	0.0	0.0
Other products	0.0	34.9	3.1	0.0	0.0	0.0	0.0	0.0	0.0	0.0	0.0	0.0	38.0
Fuel	2,043.0	1,786.6	2,215.3	2,068.5	1,669.2	0.0	0.0	0.0	0.0	0.0	0.0	0.0	9,782.6
Flared	152.1	155.6	145.1	121.4	134.9	0.0	0.0	0.0	0.0	0.0	0.0	0.0	709.1
Vented	0.5	0.5	0.5	0.5	0.5	0.0	0.0	0.0	0.0	0.0	0.0	0.0	2.5
Diff and Other	-994.9	-197.7	689.1	600.5	618.6	0.0	0.0	0.0	0.0	0.0	0.0	0.0	715.6
Process and Frac													
Pentanes Plus	0.0	168.9	14.9	0.0	0.0	0.0	0.0	0.0	0.0	0.0	0.0	0.0	183.8
Propane	0.0	0.0	0.0	0.0	0.0	0.0	0.0	0.0	0.0	0.0	0.0	0.0	0.0
Butanes	0.0	0.0	0.0	0.0	0.0	0.0	0.0	0.0	0.0	0.0	0.0	0.0	0.0
Ethane	0.0	0.0	0.0	0.0	0.0	0.0	0.0	0.0	0.0	0.0	0.0	0.0	0.0
NGL MIX	0.0	0.0	0.0	0.0	0.0	0.0	0.0	0.0	0.0	0.0	0.0	0.0	0.0
Sulphur	0.0	0.0	0.0	0.0	0.0	0.0	0.0	0.0	0.0	0.0	0.0	0.0	0.0
Sulphur Closing Inv	0.0	0.0	0.0	0.0	0.0	0.0	0.0	0.0	0.0	0.0	0.0	0.0	0.0

Unit of Measurement: Gas and Gas equivalent products: 1000m3, Liquids: m3, Sulphur: MTS

VPR6200

Facility ID ABGS0132629

Facility Name WILLGR 14-19-041-05 W5 GGS

Facility Licence # 45105

Facility Operator 0039 ROGCI

Production Month	202001	202002	202003	202004	202005	202006	202007	202008	202009	202010	202011	202012	Totals
Receipts													
Receipts from Alberta Facilities	400.8	319.8	515.3	430.4	349.6	0.0	0.0	0.0	0.0	0.0	0.0	0.0	2,015.9
Receipts from Non-Alberta Facilities	0.0	0.0	0.0	0.0	0.0	0.0	0.0	0.0	0.0	0.0	0.0	0.0	0.0
Dispositions													
Disposition													
Battery	0.0	0.0	0.0	0.0	0.0	0.0	0.0	0.0	0.0	0.0	0.0	0.0	0.0
Gas Gathering System	302.0	219.0	337.0	286.7	250.6	0.0	0.0	0.0	0.0	0.0	0.0	0.0	1,395.3
Gas Plant	0.0	0.0	0.0	0.0	0.0	0.0	0.0	0.0	0.0	0.0	0.0	0.0	0.0
Injection Facility	0.0	0.0	0.0	0.0	0.0	0.0	0.0	0.0	0.0	0.0	0.0	0.0	0.0
Meter Station	0.0	0.0	0.0	0.0	0.0	0.0	0.0	0.0	0.0	0.0	0.0	0.0	0.0
Other	0.0	0.0	0.0	0.0	0.0	0.0	0.0	0.0	0.0	0.0	0.0	0.0	0.0
Alberta Commercial	0.0	0.0	0.0	0.0	0.0	0.0	0.0	0.0	0.0	0.0	0.0	0.0	0.0
Alberta Industrial	0.0	0.0	0.0	0.0	0.0	0.0	0.0	0.0	0.0	0.0	0.0	0.0	0.0
Alberta Residential	0.0	0.0	0.0	0.0	0.0	0.0	0.0	0.0	0.0	0.0	0.0	0.0	0.0
Alberta Elec.Generation	0.0	0.0	0.0	0.0	0.0	0.0	0.0	0.0	0.0	0.0	0.0	0.0	0.0
Shrinkage													
Acid Gas	0.0	0.0	0.0	0.0	0.0	0.0	0.0	0.0	0.0	0.0	0.0	0.0	0.0
Other products	42.7	44.1	137.0	120.3	51.5	0.0	0.0	0.0	0.0	0.0	0.0	0.0	395.6
Fuel	56.5	73.2	87.8	68.8	65.4	0.0	0.0	0.0	0.0	0.0	0.0	0.0	351.7
Flared	8.9	12.6	12.6	9.8	9.3	0.0	0.0	0.0	0.0	0.0	0.0	0.0	53.2
Vented	0.6	0.5	0.6	0.6	0.6	0.0	0.0	0.0	0.0	0.0	0.0	0.0	2.9
Diff and Other	-9.9	-29.6	-59.7	-55.8	-27.8	0.0	0.0	0.0	0.0	0.0	0.0	0.0	-182.8
Process and Frac													
Pentanes Plus	206.6	213.4	663.1	582.3	249.4	0.0	0.0	0.0	0.0	0.0	0.0	0.0	1,914.8
Propane	0.0	0.0	0.0	0.0	0.0	0.0	0.0	0.0	0.0	0.0	0.0	0.0	0.0
Butanes	0.0	0.0	0.0	0.0	0.0	0.0	0.0	0.0	0.0	0.0	0.0	0.0	0.0
Ethane	0.0	0.0	0.0	0.0	0.0	0.0	0.0	0.0	0.0	0.0	0.0	0.0	0.0
NGL MIX	0.0	0.0	0.0	0.0	0.0	0.0	0.0	0.0	0.0	0.0	0.0	0.0	0.0
Sulphur	0.0	0.0	0.0	0.0	0.0	0.0	0.0	0.0	0.0	0.0	0.0	0.0	0.0
Sulphur Closing Inv	0.0	0.0	0.0	0.0	0.0	0.0	0.0	0.0	0.0	0.0	0.0	0.0	0.0

Unit of Measurement: Gas and Gas equivalent products: 1000m3, Liquids: m3, Sulphur: MTS

VPR6200

Facility ID ABGS0132790

Facility Name Rose Creek-08-05-043-06 W5M

Facility Licence # 46253

Facility Operator OZOH HARVEST

Production Month	202001	202002	202003	202004	202005	202006	202007	202008	202009	202010	202011	202012	Totals
Receipts													
Receipts from Alberta Facilities	325.7	306.2	318.6	301.5	301.9	0.0	0.0	0.0	0.0	0.0	0.0	0.0	1,553.9
Receipts from Non-Alberta Facilities	0.0	0.0	0.0	0.0	0.0	0.0	0.0	0.0	0.0	0.0	0.0	0.0	0.0
Dispositions													
Disposition													
Battery	0.0	0.0	0.0	0.0	0.0	0.0	0.0	0.0	0.0	0.0	0.0	0.0	0.0
Gas Gathering System	338.0	309.3	312.8	293.7	309.7	0.0	0.0	0.0	0.0	0.0	0.0	0.0	1,563.5
Gas Plant	0.0	0.0	0.0	0.0	0.0	0.0	0.0	0.0	0.0	0.0	0.0	0.0	0.0
Injection Facility	0.0	0.0	0.0	0.0	0.0	0.0	0.0	0.0	0.0	0.0	0.0	0.0	0.0
Meter Station	0.0	0.0	0.0	0.0	0.0	0.0	0.0	0.0	0.0	0.0	0.0	0.0	0.0
Other	0.0	0.0	0.0	0.0	0.0	0.0	0.0	0.0	0.0	0.0	0.0	0.0	0.0
Alberta Commercial	0.0	0.0	0.0	0.0	0.0	0.0	0.0	0.0	0.0	0.0	0.0	0.0	0.0
Alberta Industrial	0.0	0.0	0.0	0.0	0.0	0.0	0.0	0.0	0.0	0.0	0.0	0.0	0.0
Alberta Residential	0.0	0.0	0.0	0.0	0.0	0.0	0.0	0.0	0.0	0.0	0.0	0.0	0.0
Alberta Elec.Generation	0.0	0.0	0.0	0.0	0.0	0.0	0.0	0.0	0.0	0.0	0.0	0.0	0.0
Shrinkage													
Acid Gas	0.0	0.0	0.0	0.0	0.0	0.0	0.0	0.0	0.0	0.0	0.0	0.0	0.0
Other products	16.2	12.7	13.9	2.5	14.2	0.0	0.0	0.0	0.0	0.0	0.0	0.0	59.5
Fuel	1.0	1.7	1.3	2.0	2.2	0.0	0.0	0.0	0.0	0.0	0.0	0.0	8.2
Flared	1.6	1.4	1.5	4.3	1.4	0.0	0.0	0.0	0.0	0.0	0.0	0.0	10.2
Vented	0.0	0.0	0.0	0.0	0.0	0.0	0.0	0.0	0.0	0.0	0.0	0.0	0.0
Diff and Other	-31.1	-18.9	-10.9	-1.0	-25.6	0.0	0.0	0.0	0.0	0.0	0.0	0.0	-87.5
Process and Frac													
Pentanes Plus	78.6	61.4	67.2	11.9	68.8	0.0	0.0	0.0	0.0	0.0	0.0	0.0	287.9
Propane	0.0	0.0	0.0	0.0	0.0	0.0	0.0	0.0	0.0	0.0	0.0	0.0	0.0
Butanes	0.0	0.0	0.0	0.0	0.0	0.0	0.0	0.0	0.0	0.0	0.0	0.0	0.0
Ethane	0.0	0.0	0.0	0.0	0.0	0.0	0.0	0.0	0.0	0.0	0.0	0.0	0.0
NGL MIX	0.0	0.0	0.0	0.0	0.0	0.0	0.0	0.0	0.0	0.0	0.0	0.0	0.0
Sulphur	0.0	0.0	0.0	0.0	0.0	0.0	0.0	0.0	0.0	0.0	0.0	0.0	0.0
Sulphur Closing Inv	0.0	0.0	0.0	0.0	0.0	0.0	0.0	0.0	0.0	0.0	0.0	0.0	0.0

Unit of Measurement: Gas and Gas equivalent products: 1000m3, Liquids: m3, Sulphur: MTS

VPR6200

Facility ID ABGS0133024

Facility Name 00/05-36-061-18W5 Fox Creek GS

Facility Licence # 22634

Facility Operator A6GD SINOPEC

Production Month	202001	202002	202003	202004	202005	202006	202007	202008	202009	202010	202011	202012	Totals
Receipts													
Receipts from Alberta Facilities	767.8	1,111.3	1,082.8	1,051.3	671.5	0.0	0.0	0.0	0.0	0.0	0.0	0.0	4,684.7
Receipts from Non-Alberta Facilities	0.0	0.0	0.0	0.0	0.0	0.0	0.0	0.0	0.0	0.0	0.0	0.0	0.0
Dispositions													
Disposition Battery	309.0	323.9	339.2	326.1	4.6	0.0	0.0	0.0	0.0	0.0	0.0	0.0	1,302.8
Gas Gathering System	378.9	712.3	670.3	660.2	630.8	0.0	0.0	0.0	0.0	0.0	0.0	0.0	3,052.5
Gas Plant	0.0	0.0	0.0	0.0	0.0	0.0	0.0	0.0	0.0	0.0	0.0	0.0	0.0
Injection Facility	0.0	0.0	0.0	0.0	0.0	0.0	0.0	0.0	0.0	0.0	0.0	0.0	0.0
Meter Station	0.0	0.0	0.0	0.0	0.0	0.0	0.0	0.0	0.0	0.0	0.0	0.0	0.0
Other	0.0	0.0	0.0	0.0	0.0	0.0	0.0	0.0	0.0	0.0	0.0	0.0	0.0
Alberta Commercial	0.0	0.0	0.0	0.0	0.0	0.0	0.0	0.0	0.0	0.0	0.0	0.0	0.0
Alberta Industrial	0.0	0.0	0.0	0.0	0.0	0.0	0.0	0.0	0.0	0.0	0.0	0.0	0.0
Alberta Residential	0.0	0.0	0.0	0.0	0.0	0.0	0.0	0.0	0.0	0.0	0.0	0.0	0.0
Alberta Elec.Generation	0.0	0.0	0.0	0.0	0.0	0.0	0.0	0.0	0.0	0.0	0.0	0.0	0.0
Shrinkage Acid Gas	0.0	0.0	0.0	0.0	0.0	0.0	0.0	0.0	0.0	0.0	0.0	0.0	0.0
Other products	62.0	55.3	71.0	59.3	63.1	0.0	0.0	0.0	0.0	0.0	0.0	0.0	310.7
Fuel	24.4	23.8	24.6	23.9	24.8	0.0	0.0	0.0	0.0	0.0	0.0	0.0	121.5
Flared	1.5	1.4	1.5	1.4	1.5	0.0	0.0	0.0	0.0	0.0	0.0	0.0	7.3
Vented	3.0	2.6	2.8	2.7	2.8	0.0	0.0	0.0	0.0	0.0	0.0	0.0	13.9
Diff and Other	-11.0	-8.0	-26.6	-22.3	-56.1	0.0	0.0	0.0	0.0	0.0	0.0	0.0	-124.0
Process and Frac													
Pentanes Plus	300.0	267.8	343.7	286.7	305.4	0.0	0.0	0.0	0.0	0.0	0.0	0.0	1,503.6
Propane	0.0	0.0	0.0	0.0	0.0	0.0	0.0	0.0	0.0	0.0	0.0	0.0	0.0
Butanes	0.0	0.0	0.0	0.0	0.0	0.0	0.0	0.0	0.0	0.0	0.0	0.0	0.0
Ethane	0.0	0.0	0.0	0.0	0.0	0.0	0.0	0.0	0.0	0.0	0.0	0.0	0.0
NGL MIX	0.0	0.0	0.0	0.0	0.0	0.0	0.0	0.0	0.0	0.0	0.0	0.0	0.0
Sulphur	0.0	0.0	0.0	0.0	0.0	0.0	0.0	0.0	0.0	0.0	0.0	0.0	0.0
Sulphur Closing Inv	0.0	0.0	0.0	0.0	0.0	0.0	0.0	0.0	0.0	0.0	0.0	0.0	0.0

Unit of Measurement: Gas and Gas equivalent products: 1000m3, Liquids: m3, Sulphur: MTS

VPR6200

Facility ID ABGS0133072
Facility Licence # 46892

Facility Name WILSON CREEK 15-03-043-04W5 GGS
Facility Operator A5RX BEC

Production Month	202001	202002	202003	202004	202005	202006	202007	202008	202009	202010	202011	202012	Totals
Receipts													
Receipts from Alberta Facilities	10,082.2	10,227.5	10,740.2	10,088.5	10,338.9	0.0	0.0	0.0	0.0	0.0	0.0	0.0	51,477.3
Receipts from Non-Alberta Facilities	0.0	0.0	0.0	0.0	0.0	0.0	0.0	0.0	0.0	0.0	0.0	0.0	0.0
Dispositions													
Disposition													
Battery	0.0	0.0	0.0	0.0	0.0	0.0	0.0	0.0	0.0	0.0	0.0	0.0	0.0
Gas Gathering System	9,950.9	10,102.6	10,605.1	10,094.3	10,206.8	0.0	0.0	0.0	0.0	0.0	0.0	0.0	50,959.7
Gas Plant	0.0	0.0	0.0	0.0	0.0	0.0	0.0	0.0	0.0	0.0	0.0	0.0	0.0
Injection Facility	0.0	0.0	0.0	0.0	0.0	0.0	0.0	0.0	0.0	0.0	0.0	0.0	0.0
Meter Station	0.0	0.0	0.0	0.0	0.0	0.0	0.0	0.0	0.0	0.0	0.0	0.0	0.0
Other	0.0	0.0	0.0	0.0	0.0	0.0	0.0	0.0	0.0	0.0	0.0	0.0	0.0
Alberta Commercial	0.0	0.0	0.0	0.0	0.0	0.0	0.0	0.0	0.0	0.0	0.0	0.0	0.0
Alberta Industrial	0.0	0.0	0.0	0.0	0.0	0.0	0.0	0.0	0.0	0.0	0.0	0.0	0.0
Alberta Residential	0.0	0.0	0.0	0.0	0.0	0.0	0.0	0.0	0.0	0.0	0.0	0.0	0.0
Alberta Elec.Generation	0.0	0.0	0.0	0.0	0.0	0.0	0.0	0.0	0.0	0.0	0.0	0.0	0.0
Shrinkage													
Acid Gas	0.0	0.0	0.0	0.0	0.0	0.0	0.0	0.0	0.0	0.0	0.0	0.0	0.0
Other products	0.0	2.0	0.0	0.1	0.0	0.0	0.0	0.0	0.0	0.0	0.0	0.0	2.1
Fuel	130.6	124.7	135.1	128.4	132.1	0.0	0.0	0.0	0.0	0.0	0.0	0.0	650.9
Flared	0.0	0.0	0.0	0.0	0.0	0.0	0.0	0.0	0.0	0.0	0.0	0.0	0.0
Vented	0.0	0.2	0.0	0.0	0.0	0.0	0.0	0.0	0.0	0.0	0.0	0.0	0.2
Diff and Other	0.7	-2.0	0.0	-134.3	0.0	0.0	0.0	0.0	0.0	0.0	0.0	0.0	-135.6
Process and Frac													
Pentanes Plus	0.0	9.9	0.0	0.4	0.0	0.0	0.0	0.0	0.0	0.0	0.0	0.0	10.3
Propane	0.0	0.0	0.0	0.0	0.0	0.0	0.0	0.0	0.0	0.0	0.0	0.0	0.0
Butanes	0.0	0.0	0.0	0.0	0.0	0.0	0.0	0.0	0.0	0.0	0.0	0.0	0.0
Ethane	0.0	0.0	0.0	0.0	0.0	0.0	0.0	0.0	0.0	0.0	0.0	0.0	0.0
NGL MIX	0.0	0.0	0.0	0.0	0.0	0.0	0.0	0.0	0.0	0.0	0.0	0.0	0.0
Sulphur	0.0	0.0	0.0	0.0	0.0	0.0	0.0	0.0	0.0	0.0	0.0	0.0	0.0
Sulphur Closing Inv	0.0	0.0	0.0	0.0	0.0	0.0	0.0	0.0	0.0	0.0	0.0	0.0	0.0

Unit of Measurement: Gas and Gas equivalent products: 1000m3, Liquids: m3, Sulphur: MTS

VPR6200

Facility ID ABGS0133085
Facility Licence # 47049

Facility Name EDSON WILRICH 16-27-051-18W5 GS
Facility Operator 0039 ROGCI

Production Month	202001	202002	202003	202004	202005	202006	202007	202008	202009	202010	202011	202012	Totals
Receipts													
Receipts from Alberta Facilities	25,567.4	23,772.9	21,304.1	20,087.1	20,132.5	0.0	0.0	0.0	0.0	0.0	0.0	0.0	110,864.0
Receipts from Non-Alberta Facilities	0.0	0.0	0.0	0.0	0.0	0.0	0.0	0.0	0.0	0.0	0.0	0.0	0.0
Dispositions													
Disposition													
Battery	0.0	0.0	0.0	0.0	0.0	0.0	0.0	0.0	0.0	0.0	0.0	0.0	0.0
Gas Gathering System	25,583.7	23,753.4	21,426.7	20,121.8	20,223.2	0.0	0.0	0.0	0.0	0.0	0.0	0.0	111,108.8
Gas Plant	0.0	0.0	0.0	0.0	0.0	0.0	0.0	0.0	0.0	0.0	0.0	0.0	0.0
Injection Facility	0.0	0.0	0.0	0.0	0.0	0.0	0.0	0.0	0.0	0.0	0.0	0.0	0.0
Meter Station	0.0	0.0	0.0	0.0	0.0	0.0	0.0	0.0	0.0	0.0	0.0	0.0	0.0
Other	0.0	0.0	0.0	0.0	0.0	0.0	0.0	0.0	0.0	0.0	0.0	0.0	0.0
Alberta Commercial	0.0	0.0	0.0	0.0	0.0	0.0	0.0	0.0	0.0	0.0	0.0	0.0	0.0
Alberta Industrial	0.0	0.0	0.0	0.0	0.0	0.0	0.0	0.0	0.0	0.0	0.0	0.0	0.0
Alberta Residential	0.0	0.0	0.0	0.0	0.0	0.0	0.0	0.0	0.0	0.0	0.0	0.0	0.0
Alberta Elec.Generation	0.0	0.0	0.0	0.0	0.0	0.0	0.0	0.0	0.0	0.0	0.0	0.0	0.0
Shrinkage													
Acid Gas	0.0	0.0	0.0	0.0	0.0	0.0	0.0	0.0	0.0	0.0	0.0	0.0	0.0
Other products	0.0	0.1	0.0	1.2	0.0	0.0	0.0	0.0	0.0	0.0	0.0	0.0	1.3
Fuel	444.4	401.5	402.9	387.7	388.1	0.0	0.0	0.0	0.0	0.0	0.0	0.0	2,024.6
Flared	26.8	24.0	25.6	25.0	23.7	0.0	0.0	0.0	0.0	0.0	0.0	0.0	125.1
Vented	1.8	1.7	2.4	3.1	2.0	0.0	0.0	0.0	0.0	0.0	0.0	0.0	11.0
Diff and Other	-489.3	-407.8	-553.5	-451.7	-504.5	0.0	0.0	0.0	0.0	0.0	0.0	0.0	-2,406.8
Process and Frac													
Pentanes Plus	0.0	0.4	0.0	5.9	0.0	0.0	0.0	0.0	0.0	0.0	0.0	0.0	6.3
Propane	0.0	0.0	0.0	0.0	0.0	0.0	0.0	0.0	0.0	0.0	0.0	0.0	0.0
Butanes	0.0	0.0	0.0	0.0	0.0	0.0	0.0	0.0	0.0	0.0	0.0	0.0	0.0
Ethane	0.0	0.0	0.0	0.0	0.0	0.0	0.0	0.0	0.0	0.0	0.0	0.0	0.0
NGL MIX	0.0	0.0	0.0	0.0	0.0	0.0	0.0	0.0	0.0	0.0	0.0	0.0	0.0
Sulphur	0.0	0.0	0.0	0.0	0.0	0.0	0.0	0.0	0.0	0.0	0.0	0.0	0.0
Sulphur Closing Inv	0.0	0.0	0.0	0.0	0.0	0.0	0.0	0.0	0.0	0.0	0.0	0.0	0.0

Unit of Measurement: Gas and Gas equivalent products: 1000m3, Liquids: m3, Sulphur: MTS

VPR6200

Facility ID ABGS0133424

Facility Name LPC 7-5-31-27 Compressor Station

Facility Licence # 27050

Facility Operator A2TG TQN

Production Month	202001	202002	202003	202004	202005	202006	202007	202008	202009	202010	202011	202012	Totals
Receipts													
Receipts from Alberta Facilities	100.2	179.2	147.1	168.9	178.6	0.0	0.0	0.0	0.0	0.0	0.0	0.0	774.0
Receipts from Non-Alberta Facilities	0.0	0.0	0.0	0.0	0.0	0.0	0.0	0.0	0.0	0.0	0.0	0.0	0.0
Dispositions													
Disposition													
Battery	0.0	0.0	0.0	0.0	0.0	0.0	0.0	0.0	0.0	0.0	0.0	0.0	0.0
Gas Gathering System	111.5	172.6	121.3	132.9	172.4	0.0	0.0	0.0	0.0	0.0	0.0	0.0	710.7
Gas Plant	0.0	0.0	0.0	0.0	0.0	0.0	0.0	0.0	0.0	0.0	0.0	0.0	0.0
Injection Facility	0.0	0.0	0.0	0.0	0.0	0.0	0.0	0.0	0.0	0.0	0.0	0.0	0.0
Meter Station	0.0	0.0	0.0	0.0	0.0	0.0	0.0	0.0	0.0	0.0	0.0	0.0	0.0
Other	0.0	0.0	0.0	0.0	0.0	0.0	0.0	0.0	0.0	0.0	0.0	0.0	0.0
Alberta Commercial	0.0	0.0	0.0	0.0	0.0	0.0	0.0	0.0	0.0	0.0	0.0	0.0	0.0
Alberta Industrial	0.0	0.0	0.0	0.0	0.0	0.0	0.0	0.0	0.0	0.0	0.0	0.0	0.0
Alberta Residential	0.0	0.0	0.0	0.0	0.0	0.0	0.0	0.0	0.0	0.0	0.0	0.0	0.0
Alberta Elec.Generation	0.0	0.0	0.0	0.0	0.0	0.0	0.0	0.0	0.0	0.0	0.0	0.0	0.0
Shrinkage													
Acid Gas	0.0	0.0	0.0	0.0	0.0	0.0	0.0	0.0	0.0	0.0	0.0	0.0	0.0
Other products	0.0	0.5	0.0	0.9	0.0	0.0	0.0	0.0	0.0	0.0	0.0	0.0	1.4
Fuel	8.6	2.7	4.3	5.8	6.2	0.0	0.0	0.0	0.0	0.0	0.0	0.0	27.6
Flared	0.1	0.0	0.0	0.0	0.0	0.0	0.0	0.0	0.0	0.0	0.0	0.0	0.1
Vented	0.0	0.1	0.0	0.4	0.0	0.0	0.0	0.0	0.0	0.0	0.0	0.0	0.5
Diff and Other	-20.0	3.3	21.5	28.9	0.0	0.0	0.0	0.0	0.0	0.0	0.0	0.0	33.7
Process and Frac													
Pentanes Plus	0.0	2.6	0.0	4.3	0.0	0.0	0.0	0.0	0.0	0.0	0.0	0.0	6.9
Propane	0.0	0.0	0.0	0.0	0.0	0.0	0.0	0.0	0.0	0.0	0.0	0.0	0.0
Butanes	0.0	0.0	0.0	0.0	0.0	0.0	0.0	0.0	0.0	0.0	0.0	0.0	0.0
Ethane	0.0	0.0	0.0	0.0	0.0	0.0	0.0	0.0	0.0	0.0	0.0	0.0	0.0
NGL MIX	0.0	0.0	0.0	0.0	0.0	0.0	0.0	0.0	0.0	0.0	0.0	0.0	0.0
Sulphur	0.0	0.0	0.0	0.0	0.0	0.0	0.0	0.0	0.0	0.0	0.0	0.0	0.0
Sulphur Closing Inv	0.0	0.0	0.0	0.0	0.0	0.0	0.0	0.0	0.0	0.0	0.0	0.0	0.0

Unit of Measurement: Gas and Gas equivalent products: 1000m3, Liquids: m3, Sulphur: MTS

VPR6200

Facility ID ABGS0133622
Facility Licence # 46940

Facility Name FERRIER 15-16-038-06W5 GGS
Facility Operator 0039 ROGCI

Production Month	202001	202002	202003	202004	202005	202006	202007	202008	202009	202010	202011	202012	Totals
Receipts													
Receipts from Alberta Facilities	2,975.8	3,443.6	3,501.6	3,622.8	4,079.9	0.0	0.0	0.0	0.0	0.0	0.0	0.0	17,623.7
Receipts from Non-Alberta Facilities	0.0	0.0	0.0	0.0	0.0	0.0	0.0	0.0	0.0	0.0	0.0	0.0	0.0
Dispositions													
Disposition													
Battery	87.2	143.4	152.2	148.6	88.9	0.0	0.0	0.0	0.0	0.0	0.0	0.0	620.3
Gas Gathering System	2,129.0	2,661.7	2,693.1	2,956.2	3,423.0	0.0	0.0	0.0	0.0	0.0	0.0	0.0	13,863.0
Gas Plant	0.0	0.0	0.0	0.0	0.0	0.0	0.0	0.0	0.0	0.0	0.0	0.0	0.0
Injection Facility	0.0	0.0	0.0	0.0	0.0	0.0	0.0	0.0	0.0	0.0	0.0	0.0	0.0
Meter Station	0.0	0.0	0.0	0.0	0.0	0.0	0.0	0.0	0.0	0.0	0.0	0.0	0.0
Other	0.0	0.0	0.0	0.0	0.0	0.0	0.0	0.0	0.0	0.0	0.0	0.0	0.0
Alberta Commercial	0.0	0.0	0.0	0.0	0.0	0.0	0.0	0.0	0.0	0.0	0.0	0.0	0.0
Alberta Industrial	0.0	0.0	0.0	0.0	0.0	0.0	0.0	0.0	0.0	0.0	0.0	0.0	0.0
Alberta Residential	0.0	0.0	0.0	0.0	0.0	0.0	0.0	0.0	0.0	0.0	0.0	0.0	0.0
Alberta Elec.Generation	0.0	0.0	0.0	0.0	0.0	0.0	0.0	0.0	0.0	0.0	0.0	0.0	0.0
Shrinkage													
Acid Gas	0.0	0.0	0.0	0.0	0.0	0.0	0.0	0.0	0.0	0.0	0.0	0.0	0.0
Other products	726.4	663.7	669.3	609.0	769.0	0.0	0.0	0.0	0.0	0.0	0.0	0.0	3,437.4
Fuel	113.7	111.9	114.9	107.9	124.5	0.0	0.0	0.0	0.0	0.0	0.0	0.0	572.9
Flared	16.3	16.1	16.0	15.0	17.0	0.0	0.0	0.0	0.0	0.0	0.0	0.0	80.4
Vented	0.6	0.5	0.6	0.6	0.6	0.0	0.0	0.0	0.0	0.0	0.0	0.0	2.9
Diff and Other	-97.4	-153.7	-144.5	-214.5	-343.1	0.0	0.0	0.0	0.0	0.0	0.0	0.0	-953.2
Process and Frac													
Pentanes Plus	3,514.7	3,211.3	3,238.5	2,946.9	3,720.7	0.0	0.0	0.0	0.0	0.0	0.0	0.0	16,632.1
Propane	0.0	0.0	0.0	0.0	0.0	0.0	0.0	0.0	0.0	0.0	0.0	0.0	0.0
Butanes	0.0	0.0	0.0	0.0	0.0	0.0	0.0	0.0	0.0	0.0	0.0	0.0	0.0
Ethane	0.0	0.0	0.0	0.0	0.0	0.0	0.0	0.0	0.0	0.0	0.0	0.0	0.0
NGL MIX	0.0	0.0	0.0	0.0	0.0	0.0	0.0	0.0	0.0	0.0	0.0	0.0	0.0
Sulphur	0.0	0.0	0.0	0.0	0.0	0.0	0.0	0.0	0.0	0.0	0.0	0.0	0.0
Sulphur Closing Inv	0.0	0.0	0.0	0.0	0.0	0.0	0.0	0.0	0.0	0.0	0.0	0.0	0.0

Unit of Measurement: Gas and Gas equivalent products: 1000m3, Liquids: m3, Sulphur: MTS

VPR6200

Facility ID ABGS0134393

Facility Name MORNINGSIDE 11-35 COMP

Facility Licence # 47496

Facility Operator A5RX BEC

Production Month	202001	202002	202003	202004	202005	202006	202007	202008	202009	202010	202011	202012	Totals
Receipts													
Receipts from Alberta Facilities	8,728.5	7,791.8	8,176.1	7,880.3	7,814.8	0.0	0.0	0.0	0.0	0.0	0.0	0.0	40,391.5
Receipts from Non-Alberta Facilities	0.0	0.0	0.0	0.0	0.0	0.0	0.0	0.0	0.0	0.0	0.0	0.0	0.0
Dispositions													
Disposition													
Battery	0.0	0.0	0.0	0.0	0.0	0.0	0.0	0.0	0.0	0.0	0.0	0.0	0.0
Gas Gathering System	8,175.5	7,410.9	7,659.5	7,355.2	7,324.1	0.0	0.0	0.0	0.0	0.0	0.0	0.0	37,925.2
Gas Plant	0.0	0.0	0.0	0.0	0.0	0.0	0.0	0.0	0.0	0.0	0.0	0.0	0.0
Injection Facility	0.0	0.0	0.0	0.0	0.0	0.0	0.0	0.0	0.0	0.0	0.0	0.0	0.0
Meter Station	0.0	0.0	0.0	0.0	0.0	0.0	0.0	0.0	0.0	0.0	0.0	0.0	0.0
Other	0.0	0.0	0.0	0.0	0.0	0.0	0.0	0.0	0.0	0.0	0.0	0.0	0.0
Alberta Commercial	0.0	0.0	0.0	0.0	0.0	0.0	0.0	0.0	0.0	0.0	0.0	0.0	0.0
Alberta Industrial	0.0	0.0	0.0	0.0	0.0	0.0	0.0	0.0	0.0	0.0	0.0	0.0	0.0
Alberta Residential	0.0	0.0	0.0	0.0	0.0	0.0	0.0	0.0	0.0	0.0	0.0	0.0	0.0
Alberta Elec.Generation	0.0	0.0	0.0	0.0	0.0	0.0	0.0	0.0	0.0	0.0	0.0	0.0	0.0
Shrinkage													
Acid Gas	0.0	0.0	0.0	0.0	0.0	0.0	0.0	0.0	0.0	0.0	0.0	0.0	0.0
Other products	22.4	21.8	28.3	20.8	21.1	0.0	0.0	0.0	0.0	0.0	0.0	0.0	114.4
Fuel	557.7	493.0	491.1	411.2	388.2	0.0	0.0	0.0	0.0	0.0	0.0	0.0	2,341.2
Flared	0.0	0.0	0.0	0.0	0.0	0.0	0.0	0.0	0.0	0.0	0.0	0.0	0.0
Vented	21.7	21.4	23.7	17.3	17.4	0.0	0.0	0.0	0.0	0.0	0.0	0.0	101.5
Diff and Other	-48.8	-155.3	-26.5	75.8	64.0	0.0	0.0	0.0	0.0	0.0	0.0	0.0	-90.8
Process and Frac													
Pentanes Plus	108.4	105.5	136.9	100.8	102.3	0.0	0.0	0.0	0.0	0.0	0.0	0.0	553.9
Propane	0.0	0.0	0.0	0.0	0.0	0.0	0.0	0.0	0.0	0.0	0.0	0.0	0.0
Butanes	0.0	0.0	0.0	0.0	0.0	0.0	0.0	0.0	0.0	0.0	0.0	0.0	0.0
Ethane	0.0	0.0	0.0	0.0	0.0	0.0	0.0	0.0	0.0	0.0	0.0	0.0	0.0
NGL MIX	0.0	0.0	0.0	0.0	0.0	0.0	0.0	0.0	0.0	0.0	0.0	0.0	0.0
Sulphur	0.0	0.0	0.0	0.0	0.0	0.0	0.0	0.0	0.0	0.0	0.0	0.0	0.0
Sulphur Closing Inv	0.0	0.0	0.0	0.0	0.0	0.0	0.0	0.0	0.0	0.0	0.0	0.0	0.0

Unit of Measurement: Gas and Gas equivalent products: 1000m3, Liquids: m3, Sulphur: MTS

VPR6200

Facility ID ABGS0134916
Facility Licence # 47411

Facility Name BXE WILGRN GGS 06-21
Facility Operator A5E0 BELLATRIX

Production Month	202001	202002	202003	202004	202005	202006	202007	202008	202009	202010	202011	202012	Totals
Receipts													
Receipts from Alberta Facilities	19,818.6	18,176.5	22,980.2	24,820.4	23,248.7	0.0	0.0	0.0	0.0	0.0	0.0	0.0	109,044.4
Receipts from Non-Alberta Facilities	0.0	0.0	0.0	0.0	0.0	0.0	0.0	0.0	0.0	0.0	0.0	0.0	0.0
Dispositions													
Disposition													
Battery	173.5	156.7	198.0	206.2	196.6	0.0	0.0	0.0	0.0	0.0	0.0	0.0	931.0
Gas Gathering System	19,422.6	17,866.4	22,384.6	23,923.9	22,432.7	0.0	0.0	0.0	0.0	0.0	0.0	0.0	106,030.2
Gas Plant	0.0	0.0	0.0	0.0	0.0	0.0	0.0	0.0	0.0	0.0	0.0	0.0	0.0
Injection Facility	0.0	0.0	0.0	0.0	0.0	0.0	0.0	0.0	0.0	0.0	0.0	0.0	0.0
Meter Station	0.0	0.0	0.0	0.0	0.0	0.0	0.0	0.0	0.0	0.0	0.0	0.0	0.0
Other	0.0	0.0	0.0	0.0	0.0	0.0	0.0	0.0	0.0	0.0	0.0	0.0	0.0
Alberta Commercial	0.0	0.0	0.0	0.0	0.0	0.0	0.0	0.0	0.0	0.0	0.0	0.0	0.0
Alberta Industrial	0.0	0.0	0.0	0.0	0.0	0.0	0.0	0.0	0.0	0.0	0.0	0.0	0.0
Alberta Residential	0.0	0.0	0.0	0.0	0.0	0.0	0.0	0.0	0.0	0.0	0.0	0.0	0.0
Alberta Elec.Generation	0.0	0.0	0.0	0.0	0.0	0.0	0.0	0.0	0.0	0.0	0.0	0.0	0.0
Shrinkage													
Acid Gas	0.0	0.0	0.0	0.0	0.0	0.0	0.0	0.0	0.0	0.0	0.0	0.0	0.0
Other products	2.4	0.7	3.0	0.0	0.0	0.0	0.0	0.0	0.0	0.0	0.0	0.0	6.1
Fuel	551.9	487.8	627.1	655.1	622.5	0.0	0.0	0.0	0.0	0.0	0.0	0.0	2,944.4
Flared	44.0	46.7	49.9	50.5	53.7	0.0	0.0	0.0	0.0	0.0	0.0	0.0	244.8
Vented	5.3	5.3	6.3	6.7	6.0	0.0	0.0	0.0	0.0	0.0	0.0	0.0	29.6
Diff and Other	-381.1	-387.1	-288.7	-22.0	-62.8	0.0	0.0	0.0	0.0	0.0	0.0	0.0	-1,141.7
Process and Frac													
Pentanes Plus	11.6	3.2	14.7	0.0	0.0	0.0	0.0	0.0	0.0	0.0	0.0	0.0	29.5
Propane	0.0	0.0	0.0	0.0	0.0	0.0	0.0	0.0	0.0	0.0	0.0	0.0	0.0
Butanes	0.0	0.0	0.0	0.0	0.0	0.0	0.0	0.0	0.0	0.0	0.0	0.0	0.0
Ethane	0.0	0.0	0.0	0.0	0.0	0.0	0.0	0.0	0.0	0.0	0.0	0.0	0.0
NGL MIX	0.0	0.0	0.0	0.0	0.0	0.0	0.0	0.0	0.0	0.0	0.0	0.0	0.0
Sulphur	0.0	0.0	0.0	0.0	0.0	0.0	0.0	0.0	0.0	0.0	0.0	0.0	0.0
Sulphur Closing Inv	0.0	0.0	0.0	0.0	0.0	0.0	0.0	0.0	0.0	0.0	0.0	0.0	0.0

Unit of Measurement: Gas and Gas equivalent products: 1000m3, Liquids: m3, Sulphur: MTS

VPR6200

Facility ID ABGS0135228

Facility Name CONOCO 14-07 COMPRESSOR

Facility Licence # 22187

Facility Operator A5D4 CVE

Production Month	202001	202002	202003	202004	202005	202006	202007	202008	202009	202010	202011	202012	Totals
Receipts													
Receipts from Alberta Facilities	6,220.0	5,650.2	5,799.6	5,370.2	5,848.7	0.0	0.0	0.0	0.0	0.0	0.0	0.0	28,888.7
Receipts from Non-Alberta Facilities	0.0	0.0	0.0	0.0	0.0	0.0	0.0	0.0	0.0	0.0	0.0	0.0	0.0
Dispositions													
Disposition													
Battery	0.0	0.0	0.0	0.0	0.0	0.0	0.0	0.0	0.0	0.0	0.0	0.0	0.0
Gas Gathering System	5,556.3	5,388.6	5,594.9	5,477.2	5,640.4	0.0	0.0	0.0	0.0	0.0	0.0	0.0	27,657.4
Gas Plant	0.0	0.0	0.0	0.0	0.0	0.0	0.0	0.0	0.0	0.0	0.0	0.0	0.0
Injection Facility	0.0	0.0	0.0	0.0	0.0	0.0	0.0	0.0	0.0	0.0	0.0	0.0	0.0
Meter Station	0.0	0.0	0.0	0.0	0.0	0.0	0.0	0.0	0.0	0.0	0.0	0.0	0.0
Other	0.0	0.0	0.0	0.0	0.0	0.0	0.0	0.0	0.0	0.0	0.0	0.0	0.0
Alberta Commercial	0.0	0.0	0.0	0.0	0.0	0.0	0.0	0.0	0.0	0.0	0.0	0.0	0.0
Alberta Industrial	0.0	0.0	0.0	0.0	0.0	0.0	0.0	0.0	0.0	0.0	0.0	0.0	0.0
Alberta Residential	0.0	0.0	0.0	0.0	0.0	0.0	0.0	0.0	0.0	0.0	0.0	0.0	0.0
Alberta Elec.Generation	0.0	0.0	0.0	0.0	0.0	0.0	0.0	0.0	0.0	0.0	0.0	0.0	0.0
Shrinkage													
Acid Gas	0.0	0.0	0.0	0.0	0.0	0.0	0.0	0.0	0.0	0.0	0.0	0.0	0.0
Other products	7.0	14.1	3.7	14.6	15.2	0.0	0.0	0.0	0.0	0.0	0.0	0.0	54.6
Fuel	128.7	123.0	126.3	114.0	117.7	0.0	0.0	0.0	0.0	0.0	0.0	0.0	609.7
Flared	0.2	0.2	0.2	0.2	0.2	0.0	0.0	0.0	0.0	0.0	0.0	0.0	1.0
Vented	0.0	0.0	0.0	0.0	0.0	0.0	0.0	0.0	0.0	0.0	0.0	0.0	0.0
Diff and Other	527.8	124.3	74.5	-235.8	75.2	0.0	0.0	0.0	0.0	0.0	0.0	0.0	566.0
Process and Frac													
Pentanes Plus	34.1	68.1	18.1	70.8	73.7	0.0	0.0	0.0	0.0	0.0	0.0	0.0	264.8
Propane	0.0	0.0	0.0	0.0	0.0	0.0	0.0	0.0	0.0	0.0	0.0	0.0	0.0
Butanes	0.0	0.0	0.0	0.0	0.0	0.0	0.0	0.0	0.0	0.0	0.0	0.0	0.0
Ethane	0.0	0.0	0.0	0.0	0.0	0.0	0.0	0.0	0.0	0.0	0.0	0.0	0.0
NGL MIX	0.0	0.0	0.0	0.0	0.0	0.0	0.0	0.0	0.0	0.0	0.0	0.0	0.0
Sulphur	0.0	0.0	0.0	0.0	0.0	0.0	0.0	0.0	0.0	0.0	0.0	0.0	0.0
Sulphur Closing Inv	0.0	0.0	0.0	0.0	0.0	0.0	0.0	0.0	0.0	0.0	0.0	0.0	0.0

Unit of Measurement: Gas and Gas equivalent products: 1000m3, Liquids: m3, Sulphur: MTS

VPR6200

Facility ID ABGS0135229

Facility Name CONOCO ROCK CREEK 12-01 GGS

Facility Licence # 11496

Facility Operator A5D4 CVE

Production Month	202001	202002	202003	202004	202005	202006	202007	202008	202009	202010	202011	202012	Totals
Receipts													
Receipts from Alberta Facilities	4,669.6	4,108.7	4,435.0	4,379.6	4,476.7	0.0	0.0	0.0	0.0	0.0	0.0	0.0	22,069.6
Receipts from Non-Alberta Facilities	0.0	0.0	0.0	0.0	0.0	0.0	0.0	0.0	0.0	0.0	0.0	0.0	0.0
Dispositions													
Disposition													
Battery	0.0	0.0	0.0	0.0	0.0	0.0	0.0	0.0	0.0	0.0	0.0	0.0	0.0
Gas Gathering System	4,404.7	4,418.6	4,650.0	4,145.0	4,340.0	0.0	0.0	0.0	0.0	0.0	0.0	0.0	21,958.3
Gas Plant	0.0	0.0	0.0	0.0	0.0	0.0	0.0	0.0	0.0	0.0	0.0	0.0	0.0
Injection Facility	0.0	0.0	0.0	0.0	0.0	0.0	0.0	0.0	0.0	0.0	0.0	0.0	0.0
Meter Station	0.0	0.0	0.0	0.0	0.0	0.0	0.0	0.0	0.0	0.0	0.0	0.0	0.0
Other	0.0	0.0	0.0	0.0	0.0	0.0	0.0	0.0	0.0	0.0	0.0	0.0	0.0
Alberta Commercial	0.0	0.0	0.0	0.0	0.0	0.0	0.0	0.0	0.0	0.0	0.0	0.0	0.0
Alberta Industrial	0.0	0.0	0.0	0.0	0.0	0.0	0.0	0.0	0.0	0.0	0.0	0.0	0.0
Alberta Residential	0.0	0.0	0.0	0.0	0.0	0.0	0.0	0.0	0.0	0.0	0.0	0.0	0.0
Alberta Elec.Generation	0.0	0.0	0.0	0.0	0.0	0.0	0.0	0.0	0.0	0.0	0.0	0.0	0.0
Shrinkage													
Acid Gas	0.0	0.0	0.0	0.0	0.0	0.0	0.0	0.0	0.0	0.0	0.0	0.0	0.0
Other products	1.7	3.5	1.4	9.3	2.1	0.0	0.0	0.0	0.0	0.0	0.0	0.0	18.0
Fuel	178.0	175.0	193.6	174.5	177.4	0.0	0.0	0.0	0.0	0.0	0.0	0.0	898.5
Flared	0.0	0.0	0.0	0.0	0.0	0.0	0.0	0.0	0.0	0.0	0.0	0.0	0.0
Vented	0.0	0.3	0.4	0.3	0.4	0.0	0.0	0.0	0.0	0.0	0.0	0.0	1.4
Diff and Other	85.2	-488.7	-410.4	50.5	-43.2	0.0	0.0	0.0	0.0	0.0	0.0	0.0	-806.6
Process and Frac													
Pentanes Plus	8.1	16.7	6.9	45.2	10.1	0.0	0.0	0.0	0.0	0.0	0.0	0.0	87.0
Propane	0.0	0.0	0.0	0.0	0.0	0.0	0.0	0.0	0.0	0.0	0.0	0.0	0.0
Butanes	0.0	0.0	0.0	0.0	0.0	0.0	0.0	0.0	0.0	0.0	0.0	0.0	0.0
Ethane	0.0	0.0	0.0	0.0	0.0	0.0	0.0	0.0	0.0	0.0	0.0	0.0	0.0
NGL MIX	0.0	0.0	0.0	0.0	0.0	0.0	0.0	0.0	0.0	0.0	0.0	0.0	0.0
Sulphur	0.0	0.0	0.0	0.0	0.0	0.0	0.0	0.0	0.0	0.0	0.0	0.0	0.0
Sulphur Closing Inv	0.0	0.0	0.0	0.0	0.0	0.0	0.0	0.0	0.0	0.0	0.0	0.0	0.0

Unit of Measurement: Gas and Gas equivalent products: 1000m3, Liquids: m3, Sulphur: MTS

VPR6200

Facility ID ABGS0135315

Facility Name FARMINGTON 6-28-80-11W6

Facility Licence # 47645

Facility Operator OHE9 CNRL

Production Month	202001	202002	202003	202004	202005	202006	202007	202008	202009	202010	202011	202012	Totals
Receipts													
Receipts from Alberta Facilities	341.7	709.1	745.0	668.2	810.4	0.0	0.0	0.0	0.0	0.0	0.0	0.0	3,274.4
Receipts from Non-Alberta Facilities	0.0	0.0	0.0	0.0	0.0	0.0	0.0	0.0	0.0	0.0	0.0	0.0	0.0
Dispositions													
Disposition													
Battery	0.0	0.0	0.0	0.0	0.0	0.0	0.0	0.0	0.0	0.0	0.0	0.0	0.0
Gas Gathering System	337.0	688.5	717.1	667.1	791.3	0.0	0.0	0.0	0.0	0.0	0.0	0.0	3,201.0
Gas Plant	0.0	0.0	0.0	0.0	0.0	0.0	0.0	0.0	0.0	0.0	0.0	0.0	0.0
Injection Facility	0.0	0.0	0.0	0.0	0.0	0.0	0.0	0.0	0.0	0.0	0.0	0.0	0.0
Meter Station	0.0	0.0	0.0	0.0	0.0	0.0	0.0	0.0	0.0	0.0	0.0	0.0	0.0
Other	0.0	0.0	0.0	0.0	0.0	0.0	0.0	0.0	0.0	0.0	0.0	0.0	0.0
Alberta Commercial	0.0	0.0	0.0	0.0	0.0	0.0	0.0	0.0	0.0	0.0	0.0	0.0	0.0
Alberta Industrial	0.0	0.0	0.0	0.0	0.0	0.0	0.0	0.0	0.0	0.0	0.0	0.0	0.0
Alberta Residential	0.0	0.0	0.0	0.0	0.0	0.0	0.0	0.0	0.0	0.0	0.0	0.0	0.0
Alberta Elec.Generation	0.0	0.0	0.0	0.0	0.0	0.0	0.0	0.0	0.0	0.0	0.0	0.0	0.0
Shrinkage													
Acid Gas	0.0	0.0	0.0	0.0	0.0	0.0	0.0	0.0	0.0	0.0	0.0	0.0	0.0
Other products	1.2	3.5	4.1	1.9	3.1	0.0	0.0	0.0	0.0	0.0	0.0	0.0	13.8
Fuel	12.1	21.8	24.6	19.7	22.8	0.0	0.0	0.0	0.0	0.0	0.0	0.0	101.0
Flared	0.0	0.0	0.0	0.0	0.0	0.0	0.0	0.0	0.0	0.0	0.0	0.0	0.0
Vented	0.0	0.0	0.0	0.0	0.0	0.0	0.0	0.0	0.0	0.0	0.0	0.0	0.0
Diff and Other	-8.6	-4.7	-0.8	-20.5	-6.8	0.0	0.0	0.0	0.0	0.0	0.0	0.0	-41.4
Process and Frac													
Pentanes Plus	6.0	17.0	19.6	9.4	15.2	0.0	0.0	0.0	0.0	0.0	0.0	0.0	67.2
Propane	0.0	0.0	0.0	0.0	0.0	0.0	0.0	0.0	0.0	0.0	0.0	0.0	0.0
Butanes	0.0	0.0	0.0	0.0	0.0	0.0	0.0	0.0	0.0	0.0	0.0	0.0	0.0
Ethane	0.0	0.0	0.0	0.0	0.0	0.0	0.0	0.0	0.0	0.0	0.0	0.0	0.0
NGL MIX	0.0	0.0	0.0	0.0	0.0	0.0	0.0	0.0	0.0	0.0	0.0	0.0	0.0
Sulphur	0.0	0.0	0.0	0.0	0.0	0.0	0.0	0.0	0.0	0.0	0.0	0.0	0.0
Sulphur Closing Inv	0.0	0.0	0.0	0.0	0.0	0.0	0.0	0.0	0.0	0.0	0.0	0.0	0.0

Unit of Measurement: Gas and Gas equivalent products: 1000m3, Liquids: m3, Sulphur: MTS

VPR6200

Facility ID ABGS0135526
Facility Licence # 20171

Facility Name FOURTH CREEK 05-22 GATHERING SYSTEM
Facility Operator A1KN NORTHRIVERMID

Production Month	202001	202002	202003	202004	202005	202006	202007	202008	202009	202010	202011	202012	Totals
Receipts													
Receipts from Alberta Facilities	4,126.4	3,886.6	3,864.9	3,680.0	3,228.9	0.0	0.0	0.0	0.0	0.0	0.0	0.0	18,786.8
Receipts from Non-Alberta Facilities	9,101.8	8,633.9	8,981.2	8,862.8	7,860.7	0.0	0.0	0.0	0.0	0.0	0.0	0.0	43,440.4
Dispositions													
Disposition													
Battery	0.0	0.0	0.0	0.0	0.0	0.0	0.0	0.0	0.0	0.0	0.0	0.0	0.0
Gas Gathering System	12,920.3	12,198.6	12,517.7	12,517.7	10,796.7	0.0	0.0	0.0	0.0	0.0	0.0	0.0	60,951.0
Gas Plant	0.0	0.0	0.0	0.0	0.0	0.0	0.0	0.0	0.0	0.0	0.0	0.0	0.0
Injection Facility	0.0	0.0	0.0	0.0	0.0	0.0	0.0	0.0	0.0	0.0	0.0	0.0	0.0
Meter Station	0.0	0.0	0.0	0.0	0.0	0.0	0.0	0.0	0.0	0.0	0.0	0.0	0.0
Other	0.0	0.0	0.0	0.0	0.0	0.0	0.0	0.0	0.0	0.0	0.0	0.0	0.0
Alberta Commercial	0.0	0.0	0.0	0.0	0.0	0.0	0.0	0.0	0.0	0.0	0.0	0.0	0.0
Alberta Industrial	0.0	0.0	0.0	0.0	0.0	0.0	0.0	0.0	0.0	0.0	0.0	0.0	0.0
Alberta Residential	0.0	0.0	0.0	0.0	0.0	0.0	0.0	0.0	0.0	0.0	0.0	0.0	0.0
Alberta Elec.Generation	0.0	0.0	0.0	0.0	0.0	0.0	0.0	0.0	0.0	0.0	0.0	0.0	0.0
Shrinkage													
Acid Gas	0.0	0.0	0.0	0.0	0.0	0.0	0.0	0.0	0.0	0.0	0.0	0.0	0.0
Other products	1.2	0.0	0.3	0.0	0.0	0.0	0.0	0.0	0.0	0.0	0.0	0.0	1.5
Fuel	338.2	321.9	328.4	331.4	293.1	0.0	0.0	0.0	0.0	0.0	0.0	0.0	1,613.0
Flared	0.0	0.0	0.0	0.0	0.0	0.0	0.0	0.0	0.0	0.0	0.0	0.0	0.0
Vented	0.0	0.0	0.0	0.0	0.0	0.0	0.0	0.0	0.0	0.0	0.0	0.0	0.0
Diff and Other	-31.5	0.0	-0.3	-306.3	-0.2	0.0	0.0	0.0	0.0	0.0	0.0	0.0	-338.3
Process and Frac													
Pentanes Plus	6.0	0.0	1.6	0.0	0.0	0.0	0.0	0.0	0.0	0.0	0.0	0.0	7.6
Propane	0.0	0.0	0.0	0.0	0.0	0.0	0.0	0.0	0.0	0.0	0.0	0.0	0.0
Butanes	0.0	0.0	0.0	0.0	0.0	0.0	0.0	0.0	0.0	0.0	0.0	0.0	0.0
Ethane	0.0	0.0	0.0	0.0	0.0	0.0	0.0	0.0	0.0	0.0	0.0	0.0	0.0
NGL MIX	0.0	0.0	0.0	0.0	0.0	0.0	0.0	0.0	0.0	0.0	0.0	0.0	0.0
Sulphur	0.0	0.0	0.0	0.0	0.0	0.0	0.0	0.0	0.0	0.0	0.0	0.0	0.0
Sulphur Closing Inv	0.0	0.0	0.0	0.0	0.0	0.0	0.0	0.0	0.0	0.0	0.0	0.0	0.0

Unit of Measurement: Gas and Gas equivalent products: 1000m3, Liquids: m3, Sulphur: MTS

VPR6200

Facility ID ABGS0135527
Facility Licence # 21172

Facility Name FOURTH CREEK 14-11 GATHERING SYSTEM
Facility Operator A1KN NORTHRIVERMID

Production Month	202001	202002	202003	202004	202005	202006	202007	202008	202009	202010	202011	202012	Totals
Receipts													
Receipts from Alberta Facilities	4,946.9	4,463.8	4,265.0	3,645.3	2,950.7	0.0	0.0	0.0	0.0	0.0	0.0	0.0	20,271.7
Receipts from Non-Alberta Facilities	0.0	0.0	0.0	0.0	0.0	0.0	0.0	0.0	0.0	0.0	0.0	0.0	0.0
Dispositions													
Disposition													
Battery	0.0	0.0	0.0	0.0	0.0	0.0	0.0	0.0	0.0	0.0	0.0	0.0	0.0
Gas Gathering System	4,862.1	4,393.8	4,192.9	3,573.9	2,880.1	0.0	0.0	0.0	0.0	0.0	0.0	0.0	19,902.8
Gas Plant	0.0	0.0	0.0	0.0	0.0	0.0	0.0	0.0	0.0	0.0	0.0	0.0	0.0
Injection Facility	0.0	0.0	0.0	0.0	0.0	0.0	0.0	0.0	0.0	0.0	0.0	0.0	0.0
Meter Station	0.0	0.0	0.0	0.0	0.0	0.0	0.0	0.0	0.0	0.0	0.0	0.0	0.0
Other	0.0	0.0	0.0	0.0	0.0	0.0	0.0	0.0	0.0	0.0	0.0	0.0	0.0
Alberta Commercial	0.0	0.0	0.0	0.0	0.0	0.0	0.0	0.0	0.0	0.0	0.0	0.0	0.0
Alberta Industrial	0.0	0.0	0.0	0.0	0.0	0.0	0.0	0.0	0.0	0.0	0.0	0.0	0.0
Alberta Residential	0.0	0.0	0.0	0.0	0.0	0.0	0.0	0.0	0.0	0.0	0.0	0.0	0.0
Alberta Elec.Generation	0.0	0.0	0.0	0.0	0.0	0.0	0.0	0.0	0.0	0.0	0.0	0.0	0.0
Shrinkage													
Acid Gas	0.0	0.0	0.0	0.0	0.0	0.0	0.0	0.0	0.0	0.0	0.0	0.0	0.0
Other products	0.2	0.7	0.0	0.1	0.5	0.0	0.0	0.0	0.0	0.0	0.0	0.0	1.5
Fuel	102.9	89.2	89.8	88.5	18.7	0.0	0.0	0.0	0.0	0.0	0.0	0.0	389.1
Flared	0.0	0.0	0.0	0.0	0.0	0.0	0.0	0.0	0.0	0.0	0.0	0.0	0.0
Vented	0.0	0.0	0.0	0.0	0.0	0.0	0.0	0.0	0.0	0.0	0.0	0.0	0.0
Diff and Other	-18.3	-19.9	-17.7	-17.2	51.4	0.0	0.0	0.0	0.0	0.0	0.0	0.0	-21.7
Process and Frac													
Pentanes Plus	1.0	3.3	0.0	0.6	2.5	0.0	0.0	0.0	0.0	0.0	0.0	0.0	7.4
Propane	0.0	0.0	0.0	0.0	0.0	0.0	0.0	0.0	0.0	0.0	0.0	0.0	0.0
Butanes	0.0	0.0	0.0	0.0	0.0	0.0	0.0	0.0	0.0	0.0	0.0	0.0	0.0
Ethane	0.0	0.0	0.0	0.0	0.0	0.0	0.0	0.0	0.0	0.0	0.0	0.0	0.0
NGL MIX	0.0	0.0	0.0	0.0	0.0	0.0	0.0	0.0	0.0	0.0	0.0	0.0	0.0
Sulphur	0.0	0.0	0.0	0.0	0.0	0.0	0.0	0.0	0.0	0.0	0.0	0.0	0.0
Sulphur Closing Inv	0.0	0.0	0.0	0.0	0.0	0.0	0.0	0.0	0.0	0.0	0.0	0.0	0.0

Unit of Measurement: Gas and Gas equivalent products: 1000m3, Liquids: m3, Sulphur: MTS

VPR6200

Facility ID ABGS0135916

Facility Name Orlen PCoupe 13-30 GGS

Facility Licence # 47224

Facility Operator A12R BIR

Production Month	202001	202002	202003	202004	202005	202006	202007	202008	202009	202010	202011	202012	Totals
Receipts													
Receipts from Alberta Facilities	3,582.6	3,411.2	3,629.8	3,442.9	3,584.1	0.0	0.0	0.0	0.0	0.0	0.0	0.0	17,650.6
Receipts from Non-Alberta Facilities	0.0	0.0	0.0	0.0	0.0	0.0	0.0	0.0	0.0	0.0	0.0	0.0	0.0
Dispositions													
Disposition													
Battery	0.0	0.0	0.0	0.0	0.0	0.0	0.0	0.0	0.0	0.0	0.0	0.0	0.0
Gas Gathering System	3,494.5	3,364.9	3,601.6	3,402.5	3,182.7	0.0	0.0	0.0	0.0	0.0	0.0	0.0	17,046.2
Gas Plant	0.0	0.0	0.0	0.0	0.0	0.0	0.0	0.0	0.0	0.0	0.0	0.0	0.0
Injection Facility	0.0	0.0	0.0	0.0	0.0	0.0	0.0	0.0	0.0	0.0	0.0	0.0	0.0
Meter Station	0.0	0.0	0.0	0.0	0.0	0.0	0.0	0.0	0.0	0.0	0.0	0.0	0.0
Other	0.0	0.0	0.0	0.0	0.0	0.0	0.0	0.0	0.0	0.0	0.0	0.0	0.0
Alberta Commercial	0.0	0.0	0.0	0.0	0.0	0.0	0.0	0.0	0.0	0.0	0.0	0.0	0.0
Alberta Industrial	0.0	0.0	0.0	0.0	0.0	0.0	0.0	0.0	0.0	0.0	0.0	0.0	0.0
Alberta Residential	0.0	0.0	0.0	0.0	0.0	0.0	0.0	0.0	0.0	0.0	0.0	0.0	0.0
Alberta Elec.Generation	0.0	0.0	0.0	0.0	0.0	0.0	0.0	0.0	0.0	0.0	0.0	0.0	0.0
Shrinkage													
Acid Gas	0.0	0.0	0.0	0.0	0.0	0.0	0.0	0.0	0.0	0.0	0.0	0.0	0.0
Other products	0.0	0.2	1.3	0.0	0.0	0.0	0.0	0.0	0.0	0.0	0.0	0.0	1.5
Fuel	123.2	106.3	115.7	122.4	119.1	0.0	0.0	0.0	0.0	0.0	0.0	0.0	586.7
Flared	3.0	3.0	3.2	0.0	0.1	0.0	0.0	0.0	0.0	0.0	0.0	0.0	9.3
Vented	0.0	0.0	0.0	0.0	0.0	0.0	0.0	0.0	0.0	0.0	0.0	0.0	0.0
Diff and Other	-38.1	-63.2	-92.0	-82.0	282.2	0.0	0.0	0.0	0.0	0.0	0.0	0.0	6.9
Process and Frac													
Pentanes Plus	0.0	1.2	6.4	0.0	0.0	0.0	0.0	0.0	0.0	0.0	0.0	0.0	7.6
Propane	0.0	0.0	0.0	0.0	0.0	0.0	0.0	0.0	0.0	0.0	0.0	0.0	0.0
Butanes	0.0	0.0	0.0	0.0	0.0	0.0	0.0	0.0	0.0	0.0	0.0	0.0	0.0
Ethane	0.0	0.0	0.0	0.0	0.0	0.0	0.0	0.0	0.0	0.0	0.0	0.0	0.0
NGL MIX	0.0	0.0	0.0	0.0	0.0	0.0	0.0	0.0	0.0	0.0	0.0	0.0	0.0
Sulphur	0.0	0.0	0.0	0.0	0.0	0.0	0.0	0.0	0.0	0.0	0.0	0.0	0.0
Sulphur Closing Inv	0.0	0.0	0.0	0.0	0.0	0.0	0.0	0.0	0.0	0.0	0.0	0.0	0.0

Unit of Measurement: Gas and Gas equivalent products: 1000m3, Liquids: m3, Sulphur: MTS

VPR6200

Facility ID ABGS0135947

Facility Name LRE EDSON 00/05-24-054-18W5 GGS

Facility Licence # 43497

Facility Operator A517 LONG RUN

Production Month	202001	202002	202003	202004	202005	202006	202007	202008	202009	202010	202011	202012	Totals
Receipts													
Receipts from Alberta Facilities	518.1	591.3	593.2	552.3	596.9	0.0	0.0	0.0	0.0	0.0	0.0	0.0	2,851.8
Receipts from Non-Alberta Facilities	0.0	0.0	0.0	0.0	0.0	0.0	0.0	0.0	0.0	0.0	0.0	0.0	0.0
Dispositions													
Disposition													
Battery	0.0	0.0	0.0	0.0	0.0	0.0	0.0	0.0	0.0	0.0	0.0	0.0	0.0
Gas Gathering System	532.6	594.1	601.6	572.1	598.0	0.0	0.0	0.0	0.0	0.0	0.0	0.0	2,898.4
Gas Plant	0.0	0.0	0.0	0.0	0.0	0.0	0.0	0.0	0.0	0.0	0.0	0.0	0.0
Injection Facility	0.0	0.0	0.0	0.0	0.0	0.0	0.0	0.0	0.0	0.0	0.0	0.0	0.0
Meter Station	0.0	0.0	0.0	0.0	0.0	0.0	0.0	0.0	0.0	0.0	0.0	0.0	0.0
Other	0.0	0.0	0.0	0.0	0.0	0.0	0.0	0.0	0.0	0.0	0.0	0.0	0.0
Alberta Commercial	0.0	0.0	0.0	0.0	0.0	0.0	0.0	0.0	0.0	0.0	0.0	0.0	0.0
Alberta Industrial	0.0	0.0	0.0	0.0	0.0	0.0	0.0	0.0	0.0	0.0	0.0	0.0	0.0
Alberta Residential	0.0	0.0	0.0	0.0	0.0	0.0	0.0	0.0	0.0	0.0	0.0	0.0	0.0
Alberta Elec.Generation	0.0	0.0	0.0	0.0	0.0	0.0	0.0	0.0	0.0	0.0	0.0	0.0	0.0
Shrinkage													
Acid Gas	0.0	0.0	0.0	0.0	0.0	0.0	0.0	0.0	0.0	0.0	0.0	0.0	0.0
Other products	5.0	0.9	3.6	4.6	0.5	0.0	0.0	0.0	0.0	0.0	0.0	0.0	14.6
Fuel	5.9	7.0	6.4	5.9	5.8	0.0	0.0	0.0	0.0	0.0	0.0	0.0	31.0
Flared	0.0	0.0	0.0	0.0	0.0	0.0	0.0	0.0	0.0	0.0	0.0	0.0	0.0
Vented	0.8	0.8	0.8	3.2	0.7	0.0	0.0	0.0	0.0	0.0	0.0	0.0	6.3
Diff and Other	-26.2	-11.5	-19.2	-33.5	-8.1	0.0	0.0	0.0	0.0	0.0	0.0	0.0	-98.5
Process and Frac													
Pentanes Plus	24.2	4.4	17.3	22.3	2.3	0.0	0.0	0.0	0.0	0.0	0.0	0.0	70.5
Propane	0.0	0.0	0.0	0.0	0.0	0.0	0.0	0.0	0.0	0.0	0.0	0.0	0.0
Butanes	0.0	0.0	0.0	0.0	0.0	0.0	0.0	0.0	0.0	0.0	0.0	0.0	0.0
Ethane	0.0	0.0	0.0	0.0	0.0	0.0	0.0	0.0	0.0	0.0	0.0	0.0	0.0
NGL MIX	0.0	0.0	0.0	0.0	0.0	0.0	0.0	0.0	0.0	0.0	0.0	0.0	0.0
Sulphur	0.0	0.0	0.0	0.0	0.0	0.0	0.0	0.0	0.0	0.0	0.0	0.0	0.0
Sulphur Closing Inv	0.0	0.0	0.0	0.0	0.0	0.0	0.0	0.0	0.0	0.0	0.0	0.0	0.0

Unit of Measurement: Gas and Gas equivalent products: 1000m3, Liquids: m3, Sulphur: MTS

VPR6200

Facility ID ABGS0136025

Facility Name Alexis 03-36- GS

Facility Licence # 32082

Facility Operator A517 LONG RUN

Production Month	202001	202002	202003	202004	202005	202006	202007	202008	202009	202010	202011	202012	Totals
Receipts													
Receipts from Alberta Facilities	1,828.6	1,860.3	1,816.5	1,717.6	1,377.8	0.0	0.0	0.0	0.0	0.0	0.0	0.0	8,600.8
Receipts from Non-Alberta Facilities	0.0	0.0	0.0	0.0	0.0	0.0	0.0	0.0	0.0	0.0	0.0	0.0	0.0
Dispositions													
Disposition													
Battery	78.2	77.9	87.8	79.3	52.5	0.0	0.0	0.0	0.0	0.0	0.0	0.0	375.7
Gas Gathering System	1,517.5	1,424.0	1,420.4	1,349.8	1,072.2	0.0	0.0	0.0	0.0	0.0	0.0	0.0	6,783.9
Gas Plant	0.0	0.0	0.0	0.0	0.0	0.0	0.0	0.0	0.0	0.0	0.0	0.0	0.0
Injection Facility	0.0	0.0	0.0	0.0	0.0	0.0	0.0	0.0	0.0	0.0	0.0	0.0	0.0
Meter Station	144.0	277.4	201.8	187.9	137.4	0.0	0.0	0.0	0.0	0.0	0.0	0.0	948.5
Other	0.0	0.0	0.0	0.0	0.0	0.0	0.0	0.0	0.0	0.0	0.0	0.0	0.0
Alberta Commercial	0.0	0.0	0.0	0.0	0.0	0.0	0.0	0.0	0.0	0.0	0.0	0.0	0.0
Alberta Industrial	0.0	0.0	0.0	0.0	0.0	0.0	0.0	0.0	0.0	0.0	0.0	0.0	0.0
Alberta Residential	0.0	0.0	0.0	0.0	0.0	0.0	0.0	0.0	0.0	0.0	0.0	0.0	0.0
Alberta Elec.Generation	0.0	0.0	0.0	0.0	0.0	0.0	0.0	0.0	0.0	0.0	0.0	0.0	0.0
Shrinkage													
Acid Gas	0.0	0.0	0.0	0.0	0.0	0.0	0.0	0.0	0.0	0.0	0.0	0.0	0.0
Other products	4.7	0.0	0.0	0.0	0.0	0.0	0.0	0.0	0.0	0.0	0.0	0.0	4.7
Fuel	93.8	87.6	63.4	60.6	62.6	0.0	0.0	0.0	0.0	0.0	0.0	0.0	368.0
Flared	10.3	9.3	47.8	44.6	54.8	0.0	0.0	0.0	0.0	0.0	0.0	0.0	166.8
Vented	0.0	0.0	0.0	0.0	0.0	0.0	0.0	0.0	0.0	0.0	0.0	0.0	0.0
Diff and Other	-19.9	-15.9	-4.7	-4.6	-1.7	0.0	0.0	0.0	0.0	0.0	0.0	0.0	-46.8
Process and Frac													
Pentanes Plus	22.6	0.0	0.1	0.0	0.0	0.0	0.0	0.0	0.0	0.0	0.0	0.0	22.7
Propane	0.0	0.0	0.0	0.0	0.0	0.0	0.0	0.0	0.0	0.0	0.0	0.0	0.0
Butanes	0.0	0.0	0.0	0.0	0.0	0.0	0.0	0.0	0.0	0.0	0.0	0.0	0.0
Ethane	0.0	0.0	0.0	0.0	0.0	0.0	0.0	0.0	0.0	0.0	0.0	0.0	0.0
NGL MIX	0.0	0.0	0.0	0.0	0.0	0.0	0.0	0.0	0.0	0.0	0.0	0.0	0.0
Sulphur	0.0	0.0	0.0	0.0	0.0	0.0	0.0	0.0	0.0	0.0	0.0	0.0	0.0
Sulphur Closing Inv	0.0	0.0	0.0	0.0	0.0	0.0	0.0	0.0	0.0	0.0	0.0	0.0	0.0

Unit of Measurement: Gas and Gas equivalent products: 1000m3, Liquids: m3, Sulphur: MTS

VPR6200

Facility ID ABGS0136155

Facility Name CONOCO 11-27 GGS

Facility Licence # 20424

Facility Operator A5D4 CVE

Production Month	202001	202002	202003	202004	202005	202006	202007	202008	202009	202010	202011	202012	Totals
Receipts													
Receipts from Alberta Facilities	380.3	425.0	389.9	411.5	420.8	0.0	0.0	0.0	0.0	0.0	0.0	0.0	2,027.5
Receipts from Non-Alberta Facilities	0.0	0.0	0.0	0.0	0.0	0.0	0.0	0.0	0.0	0.0	0.0	0.0	0.0
Dispositions													
Disposition													
Battery	0.0	0.0	0.0	0.0	0.0	0.0	0.0	0.0	0.0	0.0	0.0	0.0	0.0
Gas Gathering System	291.7	345.6	308.1	316.5	343.9	0.0	0.0	0.0	0.0	0.0	0.0	0.0	1,605.8
Gas Plant	0.0	0.0	0.0	0.0	0.0	0.0	0.0	0.0	0.0	0.0	0.0	0.0	0.0
Injection Facility	0.0	0.0	0.0	0.0	0.0	0.0	0.0	0.0	0.0	0.0	0.0	0.0	0.0
Meter Station	0.0	0.0	0.0	0.0	0.0	0.0	0.0	0.0	0.0	0.0	0.0	0.0	0.0
Other	0.0	0.0	0.0	0.0	0.0	0.0	0.0	0.0	0.0	0.0	0.0	0.0	0.0
Alberta Commercial	0.0	0.0	0.0	0.0	0.0	0.0	0.0	0.0	0.0	0.0	0.0	0.0	0.0
Alberta Industrial	0.0	0.0	0.0	0.0	0.0	0.0	0.0	0.0	0.0	0.0	0.0	0.0	0.0
Alberta Residential	0.0	0.0	0.0	0.0	0.0	0.0	0.0	0.0	0.0	0.0	0.0	0.0	0.0
Alberta Elec.Generation	0.0	0.0	0.0	0.0	0.0	0.0	0.0	0.0	0.0	0.0	0.0	0.0	0.0
Shrinkage													
Acid Gas	0.0	0.0	0.0	0.0	0.0	0.0	0.0	0.0	0.0	0.0	0.0	0.0	0.0
Other products	0.0	1.0	0.5	0.0	0.5	0.0	0.0	0.0	0.0	0.0	0.0	0.0	2.0
Fuel	58.4	57.5	45.7	49.8	47.9	0.0	0.0	0.0	0.0	0.0	0.0	0.0	259.3
Flared	0.0	0.0	0.0	0.0	0.0	0.0	0.0	0.0	0.0	0.0	0.0	0.0	0.0
Vented	0.8	0.8	0.9	0.8	0.7	0.0	0.0	0.0	0.0	0.0	0.0	0.0	4.0
Diff and Other	29.4	20.1	34.7	44.4	27.8	0.0	0.0	0.0	0.0	0.0	0.0	0.0	156.4
Process and Frac													
Pentanes Plus	0.0	4.8	2.3	0.0	2.5	0.0	0.0	0.0	0.0	0.0	0.0	0.0	9.6
Propane	0.0	0.0	0.0	0.0	0.0	0.0	0.0	0.0	0.0	0.0	0.0	0.0	0.0
Butanes	0.0	0.0	0.0	0.0	0.0	0.0	0.0	0.0	0.0	0.0	0.0	0.0	0.0
Ethane	0.0	0.0	0.0	0.0	0.0	0.0	0.0	0.0	0.0	0.0	0.0	0.0	0.0
NGL MIX	0.0	0.0	0.0	0.0	0.0	0.0	0.0	0.0	0.0	0.0	0.0	0.0	0.0
Sulphur	0.0	0.0	0.0	0.0	0.0	0.0	0.0	0.0	0.0	0.0	0.0	0.0	0.0
Sulphur Closing Inv	0.0	0.0	0.0	0.0	0.0	0.0	0.0	0.0	0.0	0.0	0.0	0.0	0.0

Unit of Measurement: Gas and Gas equivalent products: 1000m3, Liquids: m3, Sulphur: MTS

VPR6200

Facility ID ABGS0136174

Facility Name Encana Willesden Green 15-33 GS

Facility Licence # 44836

Facility Operator 0026 OVV

Production Month	202001	202002	202003	202004	202005	202006	202007	202008	202009	202010	202011	202012	Totals
Receipts													
Receipts from Alberta Facilities	149.3	63.1	133.1	322.6	213.7	0.0	0.0	0.0	0.0	0.0	0.0	0.0	881.8
Receipts from Non-Alberta Facilities	0.0	0.0	0.0	0.0	0.0	0.0	0.0	0.0	0.0	0.0	0.0	0.0	0.0
Dispositions													
Disposition													
Battery	16.9	0.0	16.9	16.3	0.1	0.0	0.0	0.0	0.0	0.0	0.0	0.0	50.2
Gas Gathering System	96.8	35.8	96.2	270.7	162.3	0.0	0.0	0.0	0.0	0.0	0.0	0.0	661.8
Gas Plant	0.0	0.0	0.0	0.0	0.0	0.0	0.0	0.0	0.0	0.0	0.0	0.0	0.0
Injection Facility	0.0	0.0	0.0	0.0	0.0	0.0	0.0	0.0	0.0	0.0	0.0	0.0	0.0
Meter Station	0.0	0.0	0.0	0.0	0.0	0.0	0.0	0.0	0.0	0.0	0.0	0.0	0.0
Other	0.0	0.0	0.0	0.0	0.0	0.0	0.0	0.0	0.0	0.0	0.0	0.0	0.0
Alberta Commercial	0.0	0.0	0.0	0.0	0.0	0.0	0.0	0.0	0.0	0.0	0.0	0.0	0.0
Alberta Industrial	0.0	0.0	0.0	0.0	0.0	0.0	0.0	0.0	0.0	0.0	0.0	0.0	0.0
Alberta Residential	0.0	0.0	0.0	0.0	0.0	0.0	0.0	0.0	0.0	0.0	0.0	0.0	0.0
Alberta Elec.Generation	0.0	0.0	0.0	0.0	0.0	0.0	0.0	0.0	0.0	0.0	0.0	0.0	0.0
Shrinkage													
Acid Gas	0.0	0.0	0.0	0.0	0.0	0.0	0.0	0.0	0.0	0.0	0.0	0.0	0.0
Other products	7.9	3.8	6.1	15.9	9.5	0.0	0.0	0.0	0.0	0.0	0.0	0.0	43.2
Fuel	25.2	21.9	8.0	20.4	38.5	0.0	0.0	0.0	0.0	0.0	0.0	0.0	114.0
Flared	2.1	1.6	2.1	2.4	2.2	0.0	0.0	0.0	0.0	0.0	0.0	0.0	10.4
Vented	3.9	2.2	2.6	3.7	4.0	0.0	0.0	0.0	0.0	0.0	0.0	0.0	16.4
Diff and Other	-3.5	-2.2	1.2	-6.8	-2.9	0.0	0.0	0.0	0.0	0.0	0.0	0.0	-14.2
Process and Frac													
Pentanes Plus	38.0	18.3	29.5	76.9	46.0	0.0	0.0	0.0	0.0	0.0	0.0	0.0	208.7
Propane	0.0	0.0	0.0	0.0	0.0	0.0	0.0	0.0	0.0	0.0	0.0	0.0	0.0
Butanes	0.0	0.0	0.0	0.0	0.0	0.0	0.0	0.0	0.0	0.0	0.0	0.0	0.0
Ethane	0.0	0.0	0.0	0.0	0.0	0.0	0.0	0.0	0.0	0.0	0.0	0.0	0.0
NGL MIX	0.0	0.0	0.0	0.0	0.0	0.0	0.0	0.0	0.0	0.0	0.0	0.0	0.0
Sulphur	0.0	0.0	0.0	0.0	0.0	0.0	0.0	0.0	0.0	0.0	0.0	0.0	0.0
Sulphur Closing Inv	0.0	0.0	0.0	0.0	0.0	0.0	0.0	0.0	0.0	0.0	0.0	0.0	0.0

Unit of Measurement: Gas and Gas equivalent products: 1000m3, Liquids: m3, Sulphur: MTS

VPR6200

Facility ID ABGS0136175
Facility Licence # 46485

Facility Name ECA Willesden Green 16-01 GS
Facility Operator A276 JHK

Production Month	202001	202002	202003	202004	202005	202006	202007	202008	202009	202010	202011	202012	Totals
Receipts													
Receipts from Alberta Facilities	353.0	631.8	379.0	343.9	344.7	0.0	0.0	0.0	0.0	0.0	0.0	0.0	2,052.4
Receipts from Non-Alberta Facilities	0.0	0.0	0.0	0.0	0.0	0.0	0.0	0.0	0.0	0.0	0.0	0.0	0.0
Dispositions													
Disposition													
Battery	0.0	0.0	0.0	0.0	0.0	0.0	0.0	0.0	0.0	0.0	0.0	0.0	0.0
Gas Gathering System	322.2	599.2	365.0	321.6	321.0	0.0	0.0	0.0	0.0	0.0	0.0	0.0	1,929.0
Gas Plant	0.0	0.0	0.0	0.0	0.0	0.0	0.0	0.0	0.0	0.0	0.0	0.0	0.0
Injection Facility	0.0	0.0	0.0	0.0	0.0	0.0	0.0	0.0	0.0	0.0	0.0	0.0	0.0
Meter Station	0.0	0.0	0.0	0.0	0.0	0.0	0.0	0.0	0.0	0.0	0.0	0.0	0.0
Other	0.0	0.0	0.0	0.0	0.0	0.0	0.0	0.0	0.0	0.0	0.0	0.0	0.0
Alberta Commercial	0.0	0.0	0.0	0.0	0.0	0.0	0.0	0.0	0.0	0.0	0.0	0.0	0.0
Alberta Industrial	0.0	0.0	0.0	0.0	0.0	0.0	0.0	0.0	0.0	0.0	0.0	0.0	0.0
Alberta Residential	0.0	0.0	0.0	0.0	0.0	0.0	0.0	0.0	0.0	0.0	0.0	0.0	0.0
Alberta Elec.Generation	0.0	0.0	0.0	0.0	0.0	0.0	0.0	0.0	0.0	0.0	0.0	0.0	0.0
Shrinkage													
Acid Gas	0.0	0.0	0.0	0.0	0.0	0.0	0.0	0.0	0.0	0.0	0.0	0.0	0.0
Other products	40.4	44.6	19.2	30.7	33.0	0.0	0.0	0.0	0.0	0.0	0.0	0.0	167.9
Fuel	0.0	0.0	0.0	0.0	0.0	0.0	0.0	0.0	0.0	0.0	0.0	0.0	0.0
Flared	4.2	3.3	3.5	3.4	3.3	0.0	0.0	0.0	0.0	0.0	0.0	0.0	17.7
Vented	0.0	0.0	0.0	0.0	0.0	0.0	0.0	0.0	0.0	0.0	0.0	0.0	0.0
Diff and Other	-13.8	-15.3	-8.7	-11.8	-12.6	0.0	0.0	0.0	0.0	0.0	0.0	0.0	-62.2
Process and Frac													
Pentanes Plus	195.6	215.6	92.8	148.6	159.9	0.0	0.0	0.0	0.0	0.0	0.0	0.0	812.5
Propane	0.0	0.0	0.0	0.0	0.0	0.0	0.0	0.0	0.0	0.0	0.0	0.0	0.0
Butanes	0.0	0.0	0.0	0.0	0.0	0.0	0.0	0.0	0.0	0.0	0.0	0.0	0.0
Ethane	0.0	0.0	0.0	0.0	0.0	0.0	0.0	0.0	0.0	0.0	0.0	0.0	0.0
NGL MIX	0.0	0.0	0.0	0.0	0.0	0.0	0.0	0.0	0.0	0.0	0.0	0.0	0.0
Sulphur	0.0	0.0	0.0	0.0	0.0	0.0	0.0	0.0	0.0	0.0	0.0	0.0	0.0
Sulphur Closing Inv	0.0	0.0	0.0	0.0	0.0	0.0	0.0	0.0	0.0	0.0	0.0	0.0	0.0

Unit of Measurement: Gas and Gas equivalent products: 1000m3, Liquids: m3, Sulphur: MTS

VPR6200

Facility ID ABGS0136176
Facility Licence # 46418

Facility Name ECA Willesden Green 7-3 GS
Facility Operator 0026 OVV

Production Month	202001	202002	202003	202004	202005	202006	202007	202008	202009	202010	202011	202012	Totals
Receipts													
Receipts from Alberta Facilities	313.9	475.2	403.0	387.2	397.5	0.0	0.0	0.0	0.0	0.0	0.0	0.0	1,976.8
Receipts from Non-Alberta Facilities	0.0	0.0	0.0	0.0	0.0	0.0	0.0	0.0	0.0	0.0	0.0	0.0	0.0
Dispositions													
Disposition													
Battery	0.0	0.0	0.0	0.0	0.0	0.0	0.0	0.0	0.0	0.0	0.0	0.0	0.0
Gas Gathering System	284.5	429.5	373.4	351.0	361.8	0.0	0.0	0.0	0.0	0.0	0.0	0.0	1,800.2
Gas Plant	0.0	0.0	0.0	0.0	0.0	0.0	0.0	0.0	0.0	0.0	0.0	0.0	0.0
Injection Facility	0.0	0.0	0.0	0.0	0.0	0.0	0.0	0.0	0.0	0.0	0.0	0.0	0.0
Meter Station	0.0	0.0	0.0	0.0	0.0	0.0	0.0	0.0	0.0	0.0	0.0	0.0	0.0
Other	0.0	0.0	0.0	0.0	0.0	0.0	0.0	0.0	0.0	0.0	0.0	0.0	0.0
Alberta Commercial	0.0	0.0	0.0	0.0	0.0	0.0	0.0	0.0	0.0	0.0	0.0	0.0	0.0
Alberta Industrial	0.0	0.0	0.0	0.0	0.0	0.0	0.0	0.0	0.0	0.0	0.0	0.0	0.0
Alberta Residential	0.0	0.0	0.0	0.0	0.0	0.0	0.0	0.0	0.0	0.0	0.0	0.0	0.0
Alberta Elec.Generation	0.0	0.0	0.0	0.0	0.0	0.0	0.0	0.0	0.0	0.0	0.0	0.0	0.0
Shrinkage													
Acid Gas	0.0	0.0	0.0	0.0	0.0	0.0	0.0	0.0	0.0	0.0	0.0	0.0	0.0
Other products	27.1	46.5	37.8	38.4	38.5	0.0	0.0	0.0	0.0	0.0	0.0	0.0	188.3
Fuel	0.0	0.0	0.0	0.0	0.0	0.0	0.0	0.0	0.0	0.0	0.0	0.0	0.0
Flared	4.1	8.6	6.3	6.6	6.5	0.0	0.0	0.0	0.0	0.0	0.0	0.0	32.1
Vented	0.0	0.0	0.0	0.0	0.0	0.0	0.0	0.0	0.0	0.0	0.0	0.0	0.0
Diff and Other	-1.8	-9.4	-14.5	-8.8	-9.3	0.0	0.0	0.0	0.0	0.0	0.0	0.0	-43.8
Process and Frac													
Pentanes Plus	131.1	225.2	182.7	186.0	186.4	0.0	0.0	0.0	0.0	0.0	0.0	0.0	911.4
Propane	0.0	0.0	0.0	0.0	0.0	0.0	0.0	0.0	0.0	0.0	0.0	0.0	0.0
Butanes	0.0	0.0	0.0	0.0	0.0	0.0	0.0	0.0	0.0	0.0	0.0	0.0	0.0
Ethane	0.0	0.0	0.0	0.0	0.0	0.0	0.0	0.0	0.0	0.0	0.0	0.0	0.0
NGL MIX	0.0	0.0	0.0	0.0	0.0	0.0	0.0	0.0	0.0	0.0	0.0	0.0	0.0
Sulphur	0.0	0.0	0.0	0.0	0.0	0.0	0.0	0.0	0.0	0.0	0.0	0.0	0.0
Sulphur Closing Inv	0.0	0.0	0.0	0.0	0.0	0.0	0.0	0.0	0.0	0.0	0.0	0.0	0.0

Unit of Measurement: Gas and Gas equivalent products: 1000m3, Liquids: m3, Sulphur: MTS

VPR6200

Facility ID ABGS0136610

Facility Name Harley 06-01-57-27w5 GS

Facility Licence # 47961

Facility Operator A6HJ

Production Month	202001	202002	202003	202004	202005	202006	202007	202008	202009	202010	202011	202012	Totals
Receipts													
Receipts from Alberta Facilities	85.3	1,561.8	1,809.0	1,332.7	0.1	0.0	0.0	0.0	0.0	0.0	0.0	0.0	4,788.9
Receipts from Non-Alberta Facilities	0.0	0.0	0.0	0.0	0.0	0.0	0.0	0.0	0.0	0.0	0.0	0.0	0.0
Dispositions													
Disposition													
Battery	0.5	14.2	23.8	7.9	0.0	0.0	0.0	0.0	0.0	0.0	0.0	0.0	46.4
Gas Gathering System	80.8	1,491.2	1,686.6	1,257.4	0.0	0.0	0.0	0.0	0.0	0.0	0.0	0.0	4,516.0
Gas Plant	0.0	0.0	0.0	0.0	0.0	0.0	0.0	0.0	0.0	0.0	0.0	0.0	0.0
Injection Facility	0.0	0.0	0.0	0.0	0.0	0.0	0.0	0.0	0.0	0.0	0.0	0.0	0.0
Meter Station	0.0	0.0	0.0	0.0	0.0	0.0	0.0	0.0	0.0	0.0	0.0	0.0	0.0
Other	0.0	0.0	0.0	0.0	0.0	0.0	0.0	0.0	0.0	0.0	0.0	0.0	0.0
Alberta Commercial	0.0	0.0	0.0	0.0	0.0	0.0	0.0	0.0	0.0	0.0	0.0	0.0	0.0
Alberta Industrial	0.0	0.0	0.0	0.0	0.0	0.0	0.0	0.0	0.0	0.0	0.0	0.0	0.0
Alberta Residential	0.0	0.0	0.0	0.0	0.0	0.0	0.0	0.0	0.0	0.0	0.0	0.0	0.0
Alberta Elec.Generation	0.0	0.0	0.0	0.0	0.0	0.0	0.0	0.0	0.0	0.0	0.0	0.0	0.0
Shrinkage													
Acid Gas	0.0	0.0	0.0	0.0	0.0	0.0	0.0	0.0	0.0	0.0	0.0	0.0	0.0
Other products	0.0	18.9	38.2	25.4	0.0	0.0	0.0	0.0	0.0	0.0	0.0	0.0	82.5
Fuel	6.6	5.6	9.1	5.9	0.0	0.0	0.0	0.0	0.0	0.0	0.0	0.0	27.2
Flared	0.1	0.6	0.3	0.8	0.1	0.0	0.0	0.0	0.0	0.0	0.0	0.0	1.9
Vented	0.0	8.5	17.2	11.5	0.0	0.0	0.0	0.0	0.0	0.0	0.0	0.0	37.2
Diff and Other	-2.7	22.8	33.8	23.8	0.0	0.0	0.0	0.0	0.0	0.0	0.0	0.0	77.7
Process and Frac													
Pentanes Plus	0.0	91.5	184.8	122.8	0.0	0.0	0.0	0.0	0.0	0.0	0.0	0.0	399.1
Propane	0.0	0.0	0.0	0.0	0.0	0.0	0.0	0.0	0.0	0.0	0.0	0.0	0.0
Butanes	0.0	0.0	0.0	0.0	0.0	0.0	0.0	0.0	0.0	0.0	0.0	0.0	0.0
Ethane	0.0	0.0	0.0	0.0	0.0	0.0	0.0	0.0	0.0	0.0	0.0	0.0	0.0
NGL MIX	0.0	0.0	0.0	0.0	0.0	0.0	0.0	0.0	0.0	0.0	0.0	0.0	0.0
Sulphur	0.0	0.0	0.0	0.0	0.0	0.0	0.0	0.0	0.0	0.0	0.0	0.0	0.0
Sulphur Closing Inv	0.0	0.0	0.0	0.0	0.0	0.0	0.0	0.0	0.0	0.0	0.0	0.0	0.0

Unit of Measurement: Gas and Gas equivalent products: 1000m3, Liquids: m3, Sulphur: MTS

VPR6200

Facility ID ABGS0136778

Facility Name XTO15-25-62-22-W5 GAS GATHERING

Facility Licence # 48307

Facility Operator A6HJ

Production Month	202001	202002	202003	202004	202005	202006	202007	202008	202009	202010	202011	202012	Totals
Receipts													
Receipts from Alberta Facilities	0.0	0.0	350.8	518.6	202.5	0.0	0.0	0.0	0.0	0.0	0.0	0.0	1,071.9
Receipts from Non-Alberta Facilities	0.0	0.0	0.0	0.0	0.0	0.0	0.0	0.0	0.0	0.0	0.0	0.0	0.0
Dispositions													
Disposition													
Battery	0.0	0.0	1.4	2.3	0.8	0.0	0.0	0.0	0.0	0.0	0.0	0.0	4.5
Gas Gathering System	0.0	0.0	344.7	505.8	215.4	0.0	0.0	0.0	0.0	0.0	0.0	0.0	1,065.9
Gas Plant	0.0	0.0	0.0	0.0	0.0	0.0	0.0	0.0	0.0	0.0	0.0	0.0	0.0
Injection Facility	0.0	0.0	0.0	0.0	0.0	0.0	0.0	0.0	0.0	0.0	0.0	0.0	0.0
Meter Station	0.0	0.0	0.0	0.0	0.0	0.0	0.0	0.0	0.0	0.0	0.0	0.0	0.0
Other	0.0	0.0	0.0	0.0	0.0	0.0	0.0	0.0	0.0	0.0	0.0	0.0	0.0
Alberta Commercial	0.0	0.0	0.0	0.0	0.0	0.0	0.0	0.0	0.0	0.0	0.0	0.0	0.0
Alberta Industrial	0.0	0.0	0.0	0.0	0.0	0.0	0.0	0.0	0.0	0.0	0.0	0.0	0.0
Alberta Residential	0.0	0.0	0.0	0.0	0.0	0.0	0.0	0.0	0.0	0.0	0.0	0.0	0.0
Alberta Elec.Generation	0.0	0.0	0.0	0.0	0.0	0.0	0.0	0.0	0.0	0.0	0.0	0.0	0.0
Shrinkage													
Acid Gas	0.0	0.0	0.0	0.0	0.0	0.0	0.0	0.0	0.0	0.0	0.0	0.0	0.0
Other products	0.0	0.0	7.8	0.0	1.0	0.0	0.0	0.0	0.0	0.0	0.0	0.0	8.8
Fuel	0.0	0.0	3.8	23.0	5.0	0.0	0.0	0.0	0.0	0.0	0.0	0.0	31.8
Flared	0.0	0.0	9.0	13.1	12.8	0.0	0.0	0.0	0.0	0.0	0.0	0.0	34.9
Vented	0.0	0.0	0.0	0.0	0.0	0.0	0.0	0.0	0.0	0.0	0.0	0.0	0.0
Diff and Other	0.0	0.0	-15.9	-25.6	-32.5	0.0	0.0	0.0	0.0	0.0	0.0	0.0	-74.0
Process and Frac													
Pentanes Plus	0.0	0.0	37.8	0.0	4.9	0.0	0.0	0.0	0.0	0.0	0.0	0.0	42.7
Propane	0.0	0.0	0.0	0.0	0.0	0.0	0.0	0.0	0.0	0.0	0.0	0.0	0.0
Butanes	0.0	0.0	0.0	0.0	0.0	0.0	0.0	0.0	0.0	0.0	0.0	0.0	0.0
Ethane	0.0	0.0	0.0	0.0	0.0	0.0	0.0	0.0	0.0	0.0	0.0	0.0	0.0
NGL MIX	0.0	0.0	0.0	0.0	0.0	0.0	0.0	0.0	0.0	0.0	0.0	0.0	0.0
Sulphur	0.0	0.0	0.0	0.0	0.0	0.0	0.0	0.0	0.0	0.0	0.0	0.0	0.0
Sulphur Closing Inv	0.0	0.0	0.0	0.0	0.0	0.0	0.0	0.0	0.0	0.0	0.0	0.0	0.0

Unit of Measurement: Gas and Gas equivalent products: 1000m3, Liquids: m3, Sulphur: MTS

VPR6200

Facility ID ABGS0136785

Facility Name XTO16-16-62-22-W5 GAS GATHERING

Facility Licence # 48497

Facility Operator A6HJ

Production Month	202001	202002	202003	202004	202005	202006	202007	202008	202009	202010	202011	202012	Totals
Receipts													
Receipts from Alberta Facilities	110.8	231.8	169.8	135.1	136.1	0.0	0.0	0.0	0.0	0.0	0.0	0.0	783.6
Receipts from Non-Alberta Facilities	0.0	0.0	0.0	0.0	0.0	0.0	0.0	0.0	0.0	0.0	0.0	0.0	0.0
Dispositions													
Disposition													
Battery	0.0	0.0	0.0	0.0	0.0	0.0	0.0	0.0	0.0	0.0	0.0	0.0	0.0
Gas Gathering System	126.1	265.5	192.5	143.6	134.5	0.0	0.0	0.0	0.0	0.0	0.0	0.0	862.2
Gas Plant	0.0	0.0	0.0	0.0	0.0	0.0	0.0	0.0	0.0	0.0	0.0	0.0	0.0
Injection Facility	0.0	0.0	0.0	0.0	0.0	0.0	0.0	0.0	0.0	0.0	0.0	0.0	0.0
Meter Station	0.0	0.0	0.0	0.0	0.0	0.0	0.0	0.0	0.0	0.0	0.0	0.0	0.0
Other	0.0	0.0	0.0	0.0	0.0	0.0	0.0	0.0	0.0	0.0	0.0	0.0	0.0
Alberta Commercial	0.0	0.0	0.0	0.0	0.0	0.0	0.0	0.0	0.0	0.0	0.0	0.0	0.0
Alberta Industrial	0.0	0.0	0.0	0.0	0.0	0.0	0.0	0.0	0.0	0.0	0.0	0.0	0.0
Alberta Residential	0.0	0.0	0.0	0.0	0.0	0.0	0.0	0.0	0.0	0.0	0.0	0.0	0.0
Alberta Elec.Generation	0.0	0.0	0.0	0.0	0.0	0.0	0.0	0.0	0.0	0.0	0.0	0.0	0.0
Shrinkage													
Acid Gas	0.0	0.0	0.0	0.0	0.0	0.0	0.0	0.0	0.0	0.0	0.0	0.0	0.0
Other products	0.7	1.4	0.0	0.0	1.0	0.0	0.0	0.0	0.0	0.0	0.0	0.0	3.1
Fuel	0.0	0.0	0.0	0.0	0.0	0.0	0.0	0.0	0.0	0.0	0.0	0.0	0.0
Flared	0.0	0.0	0.0	0.0	0.0	0.0	0.0	0.0	0.0	0.0	0.0	0.0	0.0
Vented	0.3	0.4	0.0	0.3	0.0	0.0	0.0	0.0	0.0	0.0	0.0	0.0	1.0
Diff and Other	-16.3	-35.5	-22.7	-8.8	0.6	0.0	0.0	0.0	0.0	0.0	0.0	0.0	-82.7
Process and Frac													
Pentanes Plus	3.2	6.6	0.0	0.0	4.9	0.0	0.0	0.0	0.0	0.0	0.0	0.0	14.7
Propane	0.0	0.0	0.0	0.0	0.0	0.0	0.0	0.0	0.0	0.0	0.0	0.0	0.0
Butanes	0.0	0.0	0.0	0.0	0.0	0.0	0.0	0.0	0.0	0.0	0.0	0.0	0.0
Ethane	0.0	0.0	0.0	0.0	0.0	0.0	0.0	0.0	0.0	0.0	0.0	0.0	0.0
NGL MIX	0.0	0.0	0.0	0.0	0.0	0.0	0.0	0.0	0.0	0.0	0.0	0.0	0.0
Sulphur	0.0	0.0	0.0	0.0	0.0	0.0	0.0	0.0	0.0	0.0	0.0	0.0	0.0
Sulphur Closing Inv	0.0	0.0	0.0	0.0	0.0	0.0	0.0	0.0	0.0	0.0	0.0	0.0	0.0

Unit of Measurement: Gas and Gas equivalent products: 1000m3, Liquids: m3, Sulphur: MTS

VPR6200

Facility ID ABGS0136820

Facility Name Hinton 15-20 Gas Gathering System

Facility Licence # 44296

Facility Operator A573 TOURMALINE

Production Month	202001	202002	202003	202004	202005	202006	202007	202008	202009	202010	202011	202012	Totals
Receipts													
Receipts from Alberta Facilities	3,968.9	4,676.5	5,257.6	5,399.9	5,299.3	0.0	0.0	0.0	0.0	0.0	0.0	0.0	24,602.2
Receipts from Non-Alberta Facilities	0.0	0.0	0.0	0.0	0.0	0.0	0.0	0.0	0.0	0.0	0.0	0.0	0.0
Dispositions													
Disposition													
Battery	0.0	0.0	0.0	0.0	0.0	0.0	0.0	0.0	0.0	0.0	0.0	0.0	0.0
Gas Gathering System	3,861.5	4,490.2	5,036.0	5,328.2	5,189.8	0.0	0.0	0.0	0.0	0.0	0.0	0.0	23,905.7
Gas Plant	0.0	0.0	0.0	0.0	0.0	0.0	0.0	0.0	0.0	0.0	0.0	0.0	0.0
Injection Facility	0.0	0.0	0.0	0.0	0.0	0.0	0.0	0.0	0.0	0.0	0.0	0.0	0.0
Meter Station	0.0	0.0	0.0	0.0	0.0	0.0	0.0	0.0	0.0	0.0	0.0	0.0	0.0
Other	0.0	0.0	0.0	0.0	0.0	0.0	0.0	0.0	0.0	0.0	0.0	0.0	0.0
Alberta Commercial	0.0	0.0	0.0	0.0	0.0	0.0	0.0	0.0	0.0	0.0	0.0	0.0	0.0
Alberta Industrial	0.0	0.0	0.0	0.0	0.0	0.0	0.0	0.0	0.0	0.0	0.0	0.0	0.0
Alberta Residential	0.0	0.0	0.0	0.0	0.0	0.0	0.0	0.0	0.0	0.0	0.0	0.0	0.0
Alberta Elec.Generation	0.0	0.0	0.0	0.0	0.0	0.0	0.0	0.0	0.0	0.0	0.0	0.0	0.0
Shrinkage													
Acid Gas	0.0	0.0	0.0	0.0	0.0	0.0	0.0	0.0	0.0	0.0	0.0	0.0	0.0
Other products	15.3	0.0	0.0	42.8	11.3	0.0	0.0	0.0	0.0	0.0	0.0	0.0	69.4
Fuel	193.6	200.5	231.3	232.7	230.2	0.0	0.0	0.0	0.0	0.0	0.0	0.0	1,088.3
Flared	0.0	0.0	0.0	0.0	0.0	0.0	0.0	0.0	0.0	0.0	0.0	0.0	0.0
Vented	0.0	0.0	0.0	0.3	0.3	0.0	0.0	0.0	0.0	0.0	0.0	0.0	0.6
Diff and Other	-101.5	-14.2	-9.7	-204.1	-132.3	0.0	0.0	0.0	0.0	0.0	0.0	0.0	-461.8
Process and Frac													
Pentanes Plus	74.2	0.0	0.0	207.2	54.6	0.0	0.0	0.0	0.0	0.0	0.0	0.0	336.0
Propane	0.0	0.0	0.0	0.0	0.0	0.0	0.0	0.0	0.0	0.0	0.0	0.0	0.0
Butanes	0.0	0.0	0.0	0.0	0.0	0.0	0.0	0.0	0.0	0.0	0.0	0.0	0.0
Ethane	0.0	0.0	0.0	0.0	0.0	0.0	0.0	0.0	0.0	0.0	0.0	0.0	0.0
NGL MIX	0.0	0.0	0.0	0.0	0.0	0.0	0.0	0.0	0.0	0.0	0.0	0.0	0.0
Sulphur	0.0	0.0	0.0	0.0	0.0	0.0	0.0	0.0	0.0	0.0	0.0	0.0	0.0
Sulphur Closing Inv	0.0	0.0	0.0	0.0	0.0	0.0	0.0	0.0	0.0	0.0	0.0	0.0	0.0

Unit of Measurement: Gas and Gas equivalent products: 1000m3, Liquids: m3, Sulphur: MTS

VPR6200

Facility ID ABGS0136970

Facility Name B.A. CPR MCCRADY GILBY 7-23

Facility Licence # 23751

Facility Operator A5D4 CVE

Production Month	202001	202002	202003	202004	202005	202006	202007	202008	202009	202010	202011	202012	Totals
Receipts													
Receipts from Alberta Facilities	1,043.8	993.3	942.9	1,292.3	1,296.8	0.0	0.0	0.0	0.0	0.0	0.0	0.0	5,569.1
Receipts from Non-Alberta Facilities	0.0	0.0	0.0	0.0	0.0	0.0	0.0	0.0	0.0	0.0	0.0	0.0	0.0
Dispositions													
Disposition													
Battery	0.0	105.8	0.0	0.0	0.0	0.0	0.0	0.0	0.0	0.0	0.0	0.0	105.8
Gas Gathering System	1,007.2	891.0	948.1	1,199.4	1,271.8	0.0	0.0	0.0	0.0	0.0	0.0	0.0	5,317.5
Gas Plant	0.0	0.0	0.0	0.0	0.0	0.0	0.0	0.0	0.0	0.0	0.0	0.0	0.0
Injection Facility	0.0	0.0	0.0	0.0	0.0	0.0	0.0	0.0	0.0	0.0	0.0	0.0	0.0
Meter Station	0.0	0.0	0.0	0.0	0.0	0.0	0.0	0.0	0.0	0.0	0.0	0.0	0.0
Other	0.0	0.0	0.0	0.0	0.0	0.0	0.0	0.0	0.0	0.0	0.0	0.0	0.0
Alberta Commercial	0.0	0.0	0.0	0.0	0.0	0.0	0.0	0.0	0.0	0.0	0.0	0.0	0.0
Alberta Industrial	0.0	0.0	0.0	0.0	0.0	0.0	0.0	0.0	0.0	0.0	0.0	0.0	0.0
Alberta Residential	0.0	0.0	0.0	0.0	0.0	0.0	0.0	0.0	0.0	0.0	0.0	0.0	0.0
Alberta Elec.Generation	0.0	0.0	0.0	0.0	0.0	0.0	0.0	0.0	0.0	0.0	0.0	0.0	0.0
Shrinkage													
Acid Gas	0.0	0.0	0.0	0.0	0.0	0.0	0.0	0.0	0.0	0.0	0.0	0.0	0.0
Other products	5.5	5.6	13.3	15.7	16.1	0.0	0.0	0.0	0.0	0.0	0.0	0.0	56.2
Fuel	74.6	66.3	54.0	72.1	52.1	0.0	0.0	0.0	0.0	0.0	0.0	0.0	319.1
Flared	0.0	0.8	1.5	1.3	1.5	0.0	0.0	0.0	0.0	0.0	0.0	0.0	5.1
Vented	0.7	0.7	0.8	0.8	0.8	0.0	0.0	0.0	0.0	0.0	0.0	0.0	3.8
Diff and Other	-44.2	-76.9	-74.8	3.0	-45.5	0.0	0.0	0.0	0.0	0.0	0.0	0.0	-238.4
Process and Frac													
Pentanes Plus	26.8	26.9	64.2	76.2	78.1	0.0	0.0	0.0	0.0	0.0	0.0	0.0	272.2
Propane	0.0	0.0	0.0	0.0	0.0	0.0	0.0	0.0	0.0	0.0	0.0	0.0	0.0
Butanes	0.0	0.0	0.0	0.0	0.0	0.0	0.0	0.0	0.0	0.0	0.0	0.0	0.0
Ethane	0.0	0.0	0.0	0.0	0.0	0.0	0.0	0.0	0.0	0.0	0.0	0.0	0.0
NGL MIX	0.0	0.0	0.0	0.0	0.0	0.0	0.0	0.0	0.0	0.0	0.0	0.0	0.0
Sulphur	0.0	0.0	0.0	0.0	0.0	0.0	0.0	0.0	0.0	0.0	0.0	0.0	0.0
Sulphur Closing Inv	0.0	0.0	0.0	0.0	0.0	0.0	0.0	0.0	0.0	0.0	0.0	0.0	0.0

Unit of Measurement: Gas and Gas equivalent products: 1000m3, Liquids: m3, Sulphur: MTS

VPR6200

Facility ID ABGS0137076

Facility Name 14-29-058-19W5 COMP DEHY

Facility Licence # 48033

Facility Operator OAW4 PARA

Production Month	202001	202002	202003	202004	202005	202006	202007	202008	202009	202010	202011	202012	Totals
Receipts													
Receipts from Alberta Facilities	2,132.4	2,291.8	2,296.8	2,363.8	2,393.6	0.0	0.0	0.0	0.0	0.0	0.0	0.0	11,478.4
Receipts from Non-Alberta Facilities	0.0	0.0	0.0	0.0	0.0	0.0	0.0	0.0	0.0	0.0	0.0	0.0	0.0
Dispositions													
Disposition													
Battery	0.0	0.0	0.0	0.0	0.0	0.0	0.0	0.0	0.0	0.0	0.0	0.0	0.0
Gas Gathering System	2,022.8	2,188.0	2,203.5	2,305.5	2,327.0	0.0	0.0	0.0	0.0	0.0	0.0	0.0	11,046.8
Gas Plant	0.0	0.0	0.0	0.0	0.0	0.0	0.0	0.0	0.0	0.0	0.0	0.0	0.0
Injection Facility	0.0	0.0	0.0	0.0	0.0	0.0	0.0	0.0	0.0	0.0	0.0	0.0	0.0
Meter Station	0.0	0.0	0.0	0.0	0.0	0.0	0.0	0.0	0.0	0.0	0.0	0.0	0.0
Other	0.0	0.0	0.0	0.0	0.0	0.0	0.0	0.0	0.0	0.0	0.0	0.0	0.0
Alberta Commercial	0.0	0.0	0.0	0.0	0.0	0.0	0.0	0.0	0.0	0.0	0.0	0.0	0.0
Alberta Industrial	0.0	0.0	0.0	0.0	0.0	0.0	0.0	0.0	0.0	0.0	0.0	0.0	0.0
Alberta Residential	0.0	0.0	0.0	0.0	0.0	0.0	0.0	0.0	0.0	0.0	0.0	0.0	0.0
Alberta Elec.Generation	0.0	0.0	0.0	0.0	0.0	0.0	0.0	0.0	0.0	0.0	0.0	0.0	0.0
Shrinkage													
Acid Gas	0.0	0.0	0.0	0.0	0.0	0.0	0.0	0.0	0.0	0.0	0.0	0.0	0.0
Other products	27.9	26.3	27.2	26.3	29.6	0.0	0.0	0.0	0.0	0.0	0.0	0.0	137.3
Fuel	164.5	151.3	159.7	156.1	155.5	0.0	0.0	0.0	0.0	0.0	0.0	0.0	787.1
Flared	0.7	0.7	0.7	0.7	0.0	0.0	0.0	0.0	0.0	0.0	0.0	0.0	2.8
Vented	0.0	0.0	0.0	0.0	0.0	0.0	0.0	0.0	0.0	0.0	0.0	0.0	0.0
Diff and Other	-83.5	-74.5	-94.3	-124.8	-118.5	0.0	0.0	0.0	0.0	0.0	0.0	0.0	-495.6
Process and Frac													
Pentanes Plus	134.8	127.4	131.8	127.2	143.1	0.0	0.0	0.0	0.0	0.0	0.0	0.0	664.3
Propane	0.0	0.0	0.0	0.0	0.0	0.0	0.0	0.0	0.0	0.0	0.0	0.0	0.0
Butanes	0.0	0.0	0.0	0.0	0.0	0.0	0.0	0.0	0.0	0.0	0.0	0.0	0.0
Ethane	0.0	0.0	0.0	0.0	0.0	0.0	0.0	0.0	0.0	0.0	0.0	0.0	0.0
NGL MIX	0.0	0.0	0.0	0.0	0.0	0.0	0.0	0.0	0.0	0.0	0.0	0.0	0.0
Sulphur	0.0	0.0	0.0	0.0	0.0	0.0	0.0	0.0	0.0	0.0	0.0	0.0	0.0
Sulphur Closing Inv	0.0	0.0	0.0	0.0	0.0	0.0	0.0	0.0	0.0	0.0	0.0	0.0	0.0

Unit of Measurement: Gas and Gas equivalent products: 1000m3, Liquids: m3, Sulphur: MTS

VPR6200

Facility ID ABGS0137413

Facility Name BLACKSTONE 9-23-44-16W5 DEHY CS

Facility Licence # 21232

Facility Operator A68P

Production Month	202001	202002	202003	202004	202005	202006	202007	202008	202009	202010	202011	202012	Totals
Receipts													
Receipts from Alberta Facilities	56,178.7	53,895.1	57,762.0	55,701.5	56,542.5	0.0	0.0	0.0	0.0	0.0	0.0	0.0	280,079.8
Receipts from Non-Alberta Facilities	0.0	0.0	0.0	0.0	0.0	0.0	0.0	0.0	0.0	0.0	0.0	0.0	0.0
Dispositions													
Disposition													
Battery	0.0	0.0	0.0	0.0	0.0	0.0	0.0	0.0	0.0	0.0	0.0	0.0	0.0
Gas Gathering System	55,306.4	53,496.9	56,445.1	54,424.2	56,689.1	0.0	0.0	0.0	0.0	0.0	0.0	0.0	276,361.7
Gas Plant	0.0	0.0	0.0	0.0	0.0	0.0	0.0	0.0	0.0	0.0	0.0	0.0	0.0
Injection Facility	0.0	0.0	0.0	0.0	0.0	0.0	0.0	0.0	0.0	0.0	0.0	0.0	0.0
Meter Station	0.0	0.0	0.0	0.0	0.0	0.0	0.0	0.0	0.0	0.0	0.0	0.0	0.0
Other	0.0	0.0	0.0	0.0	0.0	0.0	0.0	0.0	0.0	0.0	0.0	0.0	0.0
Alberta Commercial	0.0	0.0	0.0	0.0	0.0	0.0	0.0	0.0	0.0	0.0	0.0	0.0	0.0
Alberta Industrial	0.0	0.0	0.0	0.0	0.0	0.0	0.0	0.0	0.0	0.0	0.0	0.0	0.0
Alberta Residential	0.0	0.0	0.0	0.0	0.0	0.0	0.0	0.0	0.0	0.0	0.0	0.0	0.0
Alberta Elec.Generation	0.0	0.0	0.0	0.0	0.0	0.0	0.0	0.0	0.0	0.0	0.0	0.0	0.0
Shrinkage													
Acid Gas	0.0	0.0	0.0	0.0	0.0	0.0	0.0	0.0	0.0	0.0	0.0	0.0	0.0
Other products	40.4	31.7	23.4	33.5	34.4	0.0	0.0	0.0	0.0	0.0	0.0	0.0	163.4
Fuel	468.9	402.0	420.4	407.7	415.0	0.0	0.0	0.0	0.0	0.0	0.0	0.0	2,114.0
Flared	0.0	2.4	3.5	0.4	4.2	0.0	0.0	0.0	0.0	0.0	0.0	0.0	10.5
Vented	0.0	0.1	0.0	0.0	0.2	0.0	0.0	0.0	0.0	0.0	0.0	0.0	0.3
Diff and Other	363.0	-38.0	869.6	835.7	-600.4	0.0	0.0	0.0	0.0	0.0	0.0	0.0	1,429.9
Process and Frac													
Pentanes Plus	195.7	153.3	113.3	162.3	166.4	0.0	0.0	0.0	0.0	0.0	0.0	0.0	791.0
Propane	0.0	0.0	0.0	0.0	0.0	0.0	0.0	0.0	0.0	0.0	0.0	0.0	0.0
Butanes	0.0	0.0	0.0	0.0	0.0	0.0	0.0	0.0	0.0	0.0	0.0	0.0	0.0
Ethane	0.0	0.0	0.0	0.0	0.0	0.0	0.0	0.0	0.0	0.0	0.0	0.0	0.0
NGL MIX	0.0	0.0	0.0	0.0	0.0	0.0	0.0	0.0	0.0	0.0	0.0	0.0	0.0
Sulphur	0.0	0.0	0.0	0.0	0.0	0.0	0.0	0.0	0.0	0.0	0.0	0.0	0.0
Sulphur Closing Inv	0.0	0.0	0.0	0.0	0.0	0.0	0.0	0.0	0.0	0.0	0.0	0.0	0.0

Unit of Measurement: Gas and Gas equivalent products: 1000m3, Liquids: m3, Sulphur: MTS

VPR6200

Facility ID ABGS0137433

Facility Name 11-28 GS

Facility Licence # 40515

Facility Operator A5D4 CVE

Production Month	202001	202002	202003	202004	202005	202006	202007	202008	202009	202010	202011	202012	Totals
Receipts													
Receipts from Alberta Facilities	1,908.1	1,885.1	2,018.6	1,821.2	1,783.1	0.0	0.0	0.0	0.0	0.0	0.0	0.0	9,416.1
Receipts from Non-Alberta Facilities	0.0	0.0	0.0	0.0	0.0	0.0	0.0	0.0	0.0	0.0	0.0	0.0	0.0
Dispositions													
Disposition													
Battery	0.0	0.0	0.0	0.0	0.0	0.0	0.0	0.0	0.0	0.0	0.0	0.0	0.0
Gas Gathering System	1,813.1	1,680.6	1,939.2	1,782.4	1,724.9	0.0	0.0	0.0	0.0	0.0	0.0	0.0	8,940.2
Gas Plant	0.0	0.0	0.0	0.0	0.0	0.0	0.0	0.0	0.0	0.0	0.0	0.0	0.0
Injection Facility	0.0	0.0	0.0	0.0	0.0	0.0	0.0	0.0	0.0	0.0	0.0	0.0	0.0
Meter Station	0.0	0.0	0.0	0.0	0.0	0.0	0.0	0.0	0.0	0.0	0.0	0.0	0.0
Other	0.0	0.0	0.0	0.0	0.0	0.0	0.0	0.0	0.0	0.0	0.0	0.0	0.0
Alberta Commercial	0.0	0.0	0.0	0.0	0.0	0.0	0.0	0.0	0.0	0.0	0.0	0.0	0.0
Alberta Industrial	0.0	0.0	0.0	0.0	0.0	0.0	0.0	0.0	0.0	0.0	0.0	0.0	0.0
Alberta Residential	0.0	0.0	0.0	0.0	0.0	0.0	0.0	0.0	0.0	0.0	0.0	0.0	0.0
Alberta Elec.Generation	0.0	0.0	0.0	0.0	0.0	0.0	0.0	0.0	0.0	0.0	0.0	0.0	0.0
Shrinkage													
Acid Gas	0.0	0.0	0.0	0.0	0.0	0.0	0.0	0.0	0.0	0.0	0.0	0.0	0.0
Other products	0.0	0.0	0.6	0.0	0.0	0.0	0.0	0.0	0.0	0.0	0.0	0.0	0.6
Fuel	94.6	204.2	80.2	38.0	57.3	0.0	0.0	0.0	0.0	0.0	0.0	0.0	474.3
Flared	0.0	0.0	0.0	0.0	0.0	0.0	0.0	0.0	0.0	0.0	0.0	0.0	0.0
Vented	0.4	0.3	0.9	0.8	0.9	0.0	0.0	0.0	0.0	0.0	0.0	0.0	3.3
Diff and Other	0.0	0.0	-2.3	0.0	0.0	0.0	0.0	0.0	0.0	0.0	0.0	0.0	-2.3
Process and Frac													
Pentanes Plus	0.0	0.0	2.8	0.0	0.0	0.0	0.0	0.0	0.0	0.0	0.0	0.0	2.8
Propane	0.0	0.0	0.0	0.0	0.0	0.0	0.0	0.0	0.0	0.0	0.0	0.0	0.0
Butanes	0.0	0.0	0.0	0.0	0.0	0.0	0.0	0.0	0.0	0.0	0.0	0.0	0.0
Ethane	0.0	0.0	0.0	0.0	0.0	0.0	0.0	0.0	0.0	0.0	0.0	0.0	0.0
NGL MIX	0.0	0.0	0.0	0.0	0.0	0.0	0.0	0.0	0.0	0.0	0.0	0.0	0.0
Sulphur	0.0	0.0	0.0	0.0	0.0	0.0	0.0	0.0	0.0	0.0	0.0	0.0	0.0
Sulphur Closing Inv	0.0	0.0	0.0	0.0	0.0	0.0	0.0	0.0	0.0	0.0	0.0	0.0	0.0

Unit of Measurement: Gas and Gas equivalent products: 1000m3, Liquids: m3, Sulphur: MTS

VPR6200

Facility ID ABGS0137434

Facility Name VEI 12-3-50-13 TO 06-28 GAS GATH

Facility Licence # 11783

Facility Operator A6FW VEI

Production Month	202001	202002	202003	202004	202005	202006	202007	202008	202009	202010	202011	202012	Totals
Receipts													
Receipts from Alberta Facilities	23,794.9	22,043.1	24,292.8	25,391.0	29,822.7	0.0	0.0	0.0	0.0	0.0	0.0	0.0	125,344.5
Receipts from Non-Alberta Facilities	0.0	0.0	0.0	0.0	0.0	0.0	0.0	0.0	0.0	0.0	0.0	0.0	0.0
Dispositions													
Disposition													
Battery	0.0	0.0	0.1	0.0	0.0	0.0	0.0	0.0	0.0	0.0	0.0	0.0	0.1
Gas Gathering System	23,540.4	21,803.4	24,536.9	25,073.2	29,329.3	0.0	0.0	0.0	0.0	0.0	0.0	0.0	124,283.2
Gas Plant	0.0	0.0	0.0	0.0	0.0	0.0	0.0	0.0	0.0	0.0	0.0	0.0	0.0
Injection Facility	0.0	0.0	0.0	0.0	0.0	0.0	0.0	0.0	0.0	0.0	0.0	0.0	0.0
Meter Station	0.0	0.0	0.0	0.0	0.0	0.0	0.0	0.0	0.0	0.0	0.0	0.0	0.0
Other	0.0	0.0	0.0	0.0	0.0	0.0	0.0	0.0	0.0	0.0	0.0	0.0	0.0
Alberta Commercial	0.0	0.0	0.0	0.0	0.0	0.0	0.0	0.0	0.0	0.0	0.0	0.0	0.0
Alberta Industrial	0.0	0.0	0.0	0.0	0.0	0.0	0.0	0.0	0.0	0.0	0.0	0.0	0.0
Alberta Residential	0.0	0.0	0.0	0.0	0.0	0.0	0.0	0.0	0.0	0.0	0.0	0.0	0.0
Alberta Elec.Generation	0.0	0.0	0.0	0.0	0.0	0.0	0.0	0.0	0.0	0.0	0.0	0.0	0.0
Shrinkage													
Acid Gas	0.0	0.0	0.0	0.0	0.0	0.0	0.0	0.0	0.0	0.0	0.0	0.0	0.0
Other products	23.5	26.9	41.9	37.3	16.6	0.0	0.0	0.0	0.0	0.0	0.0	0.0	146.2
Fuel	0.0	0.0	0.0	0.0	0.0	0.0	0.0	0.0	0.0	0.0	0.0	0.0	0.0
Flared	0.0	0.0	0.0	0.0	0.0	0.0	0.0	0.0	0.0	0.0	0.0	0.0	0.0
Vented	0.0	0.0	0.0	0.0	0.0	0.0	0.0	0.0	0.0	0.0	0.0	0.0	0.0
Diff and Other	231.0	212.8	-286.1	280.5	476.8	0.0	0.0	0.0	0.0	0.0	0.0	0.0	915.0
Process and Frac													
Pentanes Plus	113.8	130.1	202.7	180.4	80.2	0.0	0.0	0.0	0.0	0.0	0.0	0.0	707.2
Propane	0.0	0.0	0.0	0.0	0.0	0.0	0.0	0.0	0.0	0.0	0.0	0.0	0.0
Butanes	0.0	0.0	0.0	0.0	0.0	0.0	0.0	0.0	0.0	0.0	0.0	0.0	0.0
Ethane	0.0	0.0	0.0	0.0	0.0	0.0	0.0	0.0	0.0	0.0	0.0	0.0	0.0
NGL MIX	0.0	0.0	0.0	0.0	0.0	0.0	0.0	0.0	0.0	0.0	0.0	0.0	0.0
Sulphur	0.0	0.0	0.0	0.0	0.0	0.0	0.0	0.0	0.0	0.0	0.0	0.0	0.0
Sulphur Closing Inv	0.0	0.0	0.0	0.0	0.0	0.0	0.0	0.0	0.0	0.0	0.0	0.0	0.0

Unit of Measurement: Gas and Gas equivalent products: 1000m3, Liquids: m3, Sulphur: MTS

VPR6200

Facility ID ABGS0137450

Facility Name CQE SIMONETTE 4-27-61-1W6 GGS

Facility Licence # 48211

Facility Operator A1ME CEQUENCE

Production Month	202001	202002	202003	202004	202005	202006	202007	202008	202009	202010	202011	202012	Totals
Receipts													
Receipts from Alberta Facilities	2,320.5	2,574.5	2,535.4	2,532.2	1,971.1	0.0	0.0	0.0	0.0	0.0	0.0	0.0	11,933.7
Receipts from Non-Alberta Facilities	0.0	0.0	0.0	0.0	0.0	0.0	0.0	0.0	0.0	0.0	0.0	0.0	0.0
Dispositions													
Disposition													
Battery	0.0	0.0	0.0	0.0	0.0	0.0	0.0	0.0	0.0	0.0	0.0	0.0	0.0
Gas Gathering System	2,144.3	2,365.4	2,325.7	2,406.3	2,050.4	0.0	0.0	0.0	0.0	0.0	0.0	0.0	11,292.1
Gas Plant	0.0	0.0	0.0	0.0	0.0	0.0	0.0	0.0	0.0	0.0	0.0	0.0	0.0
Injection Facility	0.0	0.0	0.0	0.0	0.0	0.0	0.0	0.0	0.0	0.0	0.0	0.0	0.0
Meter Station	0.0	0.0	0.0	0.0	0.0	0.0	0.0	0.0	0.0	0.0	0.0	0.0	0.0
Other	0.0	0.0	0.0	0.0	0.0	0.0	0.0	0.0	0.0	0.0	0.0	0.0	0.0
Alberta Commercial	0.0	0.0	0.0	0.0	0.0	0.0	0.0	0.0	0.0	0.0	0.0	0.0	0.0
Alberta Industrial	0.0	0.0	0.0	0.0	0.0	0.0	0.0	0.0	0.0	0.0	0.0	0.0	0.0
Alberta Residential	0.0	0.0	0.0	0.0	0.0	0.0	0.0	0.0	0.0	0.0	0.0	0.0	0.0
Alberta Elec.Generation	0.0	0.0	0.0	0.0	0.0	0.0	0.0	0.0	0.0	0.0	0.0	0.0	0.0
Shrinkage													
Acid Gas	0.0	0.0	0.0	0.0	0.0	0.0	0.0	0.0	0.0	0.0	0.0	0.0	0.0
Other products	4.8	3.1	0.6	0.0	0.0	0.0	0.0	0.0	0.0	0.0	0.0	0.0	8.5
Fuel	100.3	108.9	108.6	106.1	103.1	0.0	0.0	0.0	0.0	0.0	0.0	0.0	527.0
Flared	0.0	0.0	0.0	0.0	0.0	0.0	0.0	0.0	0.0	0.0	0.0	0.0	0.0
Vented	0.0	0.0	0.0	0.0	0.0	0.0	0.0	0.0	0.0	0.0	0.0	0.0	0.0
Diff and Other	71.1	97.1	100.5	19.8	-182.4	0.0	0.0	0.0	0.0	0.0	0.0	0.0	106.1
Process and Frac													
Pentanes Plus	23.0	14.9	2.8	0.0	0.0	0.0	0.0	0.0	0.0	0.0	0.0	0.0	40.7
Propane	0.0	0.0	0.0	0.0	0.0	0.0	0.0	0.0	0.0	0.0	0.0	0.0	0.0
Butanes	0.0	0.0	0.0	0.0	0.0	0.0	0.0	0.0	0.0	0.0	0.0	0.0	0.0
Ethane	0.0	0.0	0.0	0.0	0.0	0.0	0.0	0.0	0.0	0.0	0.0	0.0	0.0
NGL MIX	0.0	0.0	0.0	0.0	0.0	0.0	0.0	0.0	0.0	0.0	0.0	0.0	0.0
Sulphur	0.0	0.0	0.0	0.0	0.0	0.0	0.0	0.0	0.0	0.0	0.0	0.0	0.0
Sulphur Closing Inv	0.0	0.0	0.0	0.0	0.0	0.0	0.0	0.0	0.0	0.0	0.0	0.0	0.0

Unit of Measurement: Gas and Gas equivalent products: 1000m3, Liquids: m3, Sulphur: MTS

VPR6200

Facility ID ABGS0137475
Facility Licence # 48132

Facility Name TN GGS 01-04-44-11
Facility Operator A2TG TQN

Production Month	202001	202002	202003	202004	202005	202006	202007	202008	202009	202010	202011	202012	Totals
Receipts													
Receipts from Alberta Facilities	54,712.8	49,974.0	49,703.4	31,096.9	63,873.2	0.0	0.0	0.0	0.0	0.0	0.0	0.0	249,360.3
Receipts from Non-Alberta Facilities	0.0	0.0	0.0	0.0	0.0	0.0	0.0	0.0	0.0	0.0	0.0	0.0	0.0
Dispositions													
Disposition													
Battery	0.0	0.0	0.0	0.0	0.0	0.0	0.0	0.0	0.0	0.0	0.0	0.0	0.0
Gas Gathering System	53,797.3	49,088.9	49,191.9	9,368.4	0.0	0.0	0.0	0.0	0.0	0.0	0.0	0.0	161,446.5
Gas Plant	0.0	0.0	0.0	22,136.8	64,875.8	0.0	0.0	0.0	0.0	0.0	0.0	0.0	87,012.6
Injection Facility	0.0	0.0	0.0	0.0	0.0	0.0	0.0	0.0	0.0	0.0	0.0	0.0	0.0
Meter Station	0.0	0.0	0.0	0.0	0.0	0.0	0.0	0.0	0.0	0.0	0.0	0.0	0.0
Other	0.0	0.0	0.0	0.0	0.0	0.0	0.0	0.0	0.0	0.0	0.0	0.0	0.0
Alberta Commercial	0.0	0.0	0.0	0.0	0.0	0.0	0.0	0.0	0.0	0.0	0.0	0.0	0.0
Alberta Industrial	0.0	0.0	0.0	0.0	0.0	0.0	0.0	0.0	0.0	0.0	0.0	0.0	0.0
Alberta Residential	0.0	0.0	0.0	0.0	0.0	0.0	0.0	0.0	0.0	0.0	0.0	0.0	0.0
Alberta Elec.Generation	0.0	0.0	0.0	0.0	0.0	0.0	0.0	0.0	0.0	0.0	0.0	0.0	0.0
Shrinkage													
Acid Gas	0.0	0.0	0.0	0.0	0.0	0.0	0.0	0.0	0.0	0.0	0.0	0.0	0.0
Other products	0.4	6.2	4.2	6.6	0.0	0.0	0.0	0.0	0.0	0.0	0.0	0.0	17.4
Fuel	1,436.4	1,315.5	1,320.8	244.2	2.5	0.0	0.0	0.0	0.0	0.0	0.0	0.0	4,319.4
Flared	3.3	5.5	20.3	4.8	0.0	0.0	0.0	0.0	0.0	0.0	0.0	0.0	33.9
Vented	0.0	0.0	0.0	0.0	0.0	0.0	0.0	0.0	0.0	0.0	0.0	0.0	0.0
Diff and Other	-524.6	-442.1	-833.8	-663.9	-1,005.1	0.0	0.0	0.0	0.0	0.0	0.0	0.0	-3,469.5
Process and Frac													
Pentanes Plus	1.8	30.2	20.1	31.9	0.0	0.0	0.0	0.0	0.0	0.0	0.0	0.0	84.0
Propane	0.0	0.0	0.0	0.0	0.0	0.0	0.0	0.0	0.0	0.0	0.0	0.0	0.0
Butanes	0.0	0.0	0.0	0.0	0.0	0.0	0.0	0.0	0.0	0.0	0.0	0.0	0.0
Ethane	0.0	0.0	0.0	0.0	0.0	0.0	0.0	0.0	0.0	0.0	0.0	0.0	0.0
NGL MIX	0.0	0.0	0.0	0.0	0.0	0.0	0.0	0.0	0.0	0.0	0.0	0.0	0.0
Sulphur	0.0	0.0	0.0	0.0	0.0	0.0	0.0	0.0	0.0	0.0	0.0	0.0	0.0
Sulphur Closing Inv	0.0	0.0	0.0	0.0	0.0	0.0	0.0	0.0	0.0	0.0	0.0	0.0	0.0

Unit of Measurement: Gas and Gas equivalent products: 1000m3, Liquids: m3, Sulphur: MTS

VPR6200

Facility ID ABGS0137512
Facility Licence # 47823

Facility Name Elmworth 08-10-68-08W6 GS
Facility Operator A0A7 NUVISTA

Production Month	202001	202002	202003	202004	202005	202006	202007	202008	202009	202010	202011	202012	Totals
Receipts													
Receipts from Alberta Facilities	45,411.4	41,508.1	38,699.1	39,956.0	52,887.1	0.0	0.0	0.0	0.0	0.0	0.0	0.0	218,461.7
Receipts from Non-Alberta Facilities	0.0	0.0	0.0	0.0	0.0	0.0	0.0	0.0	0.0	0.0	0.0	0.0	0.0
Dispositions													
Disposition													
Battery	124.6	115.9	203.9	92.8	104.0	0.0	0.0	0.0	0.0	0.0	0.0	0.0	641.2
Gas Gathering System	44,048.8	38,463.3	35,179.5	38,882.5	54,848.8	0.0	0.0	0.0	0.0	0.0	0.0	0.0	211,422.9
Gas Plant	0.0	0.0	0.0	0.0	0.0	0.0	0.0	0.0	0.0	0.0	0.0	0.0	0.0
Injection Facility	0.0	0.0	0.0	0.0	0.0	0.0	0.0	0.0	0.0	0.0	0.0	0.0	0.0
Meter Station	0.0	0.0	0.0	0.0	0.0	0.0	0.0	0.0	0.0	0.0	0.0	0.0	0.0
Other	0.0	0.0	779.8	0.0	0.0	0.0	0.0	0.0	0.0	0.0	0.0	0.0	779.8
Alberta Commercial	0.0	0.0	0.0	0.0	0.0	0.0	0.0	0.0	0.0	0.0	0.0	0.0	0.0
Alberta Industrial	0.0	0.0	0.0	0.0	0.0	0.0	0.0	0.0	0.0	0.0	0.0	0.0	0.0
Alberta Residential	0.0	0.0	0.0	0.0	0.0	0.0	0.0	0.0	0.0	0.0	0.0	0.0	0.0
Alberta Elec.Generation	0.0	0.0	0.0	0.0	0.0	0.0	0.0	0.0	0.0	0.0	0.0	0.0	0.0
Shrinkage													
Acid Gas	0.0	0.0	0.0	0.0	0.0	0.0	0.0	0.0	0.0	0.0	0.0	0.0	0.0
Other products	1,962.0	1,681.1	1,537.3	1,802.4	2,834.1	0.0	0.0	0.0	0.0	0.0	0.0	0.0	9,816.9
Fuel	1,886.0	1,541.3	1,513.7	1,484.1	1,880.4	0.0	0.0	0.0	0.0	0.0	0.0	0.0	8,305.5
Flared	289.3	245.0	189.8	156.2	141.9	0.0	0.0	0.0	0.0	0.0	0.0	0.0	1,022.2
Vented	0.3	0.3	0.3	0.3	0.3	0.0	0.0	0.0	0.0	0.0	0.0	0.0	1.5
Diff and Other	-2,899.6	-538.8	-705.2	-2,462.3	-6,922.4	0.0	0.0	0.0	0.0	0.0	0.0	0.0	-13,528.3
Process and Frac													
Pentanes Plus	9,493.2	8,134.0	7,438.3	8,721.1	13,713.0	0.0	0.0	0.0	0.0	0.0	0.0	0.0	47,499.6
Propane	0.0	0.0	0.0	0.0	0.0	0.0	0.0	0.0	0.0	0.0	0.0	0.0	0.0
Butanes	0.0	0.0	0.0	0.0	0.0	0.0	0.0	0.0	0.0	0.0	0.0	0.0	0.0
Ethane	0.0	0.0	0.0	0.0	0.0	0.0	0.0	0.0	0.0	0.0	0.0	0.0	0.0
NGL MIX	0.0	0.0	0.0	0.0	0.0	0.0	0.0	0.0	0.0	0.0	0.0	0.0	0.0
Sulphur	0.0	0.0	0.0	0.0	0.0	0.0	0.0	0.0	0.0	0.0	0.0	0.0	0.0
Sulphur Closing Inv	0.0	0.0	0.0	0.0	0.0	0.0	0.0	0.0	0.0	0.0	0.0	0.0	0.0

Unit of Measurement: Gas and Gas equivalent products: 1000m3, Liquids: m3, Sulphur: MTS

VPR6200

Facility ID ABGS0137803

Facility Name Morningside 08-09-042-28W4

Facility Licence # 27436

Facility Operator OHE9 CNRL

Production Month	202001	202002	202003	202004	202005	202006	202007	202008	202009	202010	202011	202012	Totals
Receipts													
Receipts from Alberta Facilities	521.2	482.9	506.8	482.0	494.7	0.0	0.0	0.0	0.0	0.0	0.0	0.0	2,487.6
Receipts from Non-Alberta Facilities	0.0	0.0	0.0	0.0	0.0	0.0	0.0	0.0	0.0	0.0	0.0	0.0	0.0
Dispositions													
Disposition Battery	133.7	127.1	136.1	131.8	130.9	0.0	0.0	0.0	0.0	0.0	0.0	0.0	659.6
Gas Gathering System	349.1	326.6	342.1	318.8	330.7	0.0	0.0	0.0	0.0	0.0	0.0	0.0	1,667.3
Gas Plant	0.0	0.0	0.0	0.0	0.0	0.0	0.0	0.0	0.0	0.0	0.0	0.0	0.0
Injection Facility	0.0	0.0	0.0	0.0	0.0	0.0	0.0	0.0	0.0	0.0	0.0	0.0	0.0
Meter Station	0.0	0.0	0.0	0.0	0.0	0.0	0.0	0.0	0.0	0.0	0.0	0.0	0.0
Other	0.0	0.0	0.0	0.0	0.0	0.0	0.0	0.0	0.0	0.0	0.0	0.0	0.0
Alberta Commercial	0.0	0.0	0.0	0.0	0.0	0.0	0.0	0.0	0.0	0.0	0.0	0.0	0.0
Alberta Industrial	0.0	0.0	0.0	0.0	0.0	0.0	0.0	0.0	0.0	0.0	0.0	0.0	0.0
Alberta Residential	0.0	0.0	0.0	0.0	0.0	0.0	0.0	0.0	0.0	0.0	0.0	0.0	0.0
Alberta Elec.Generation	0.0	0.0	0.0	0.0	0.0	0.0	0.0	0.0	0.0	0.0	0.0	0.0	0.0
Shrinkage Acid Gas	0.0	0.0	0.0	0.0	0.0	0.0	0.0	0.0	0.0	0.0	0.0	0.0	0.0
Other products	5.8	3.5	0.9	3.4	1.3	0.0	0.0	0.0	0.0	0.0	0.0	0.0	14.9
Fuel	35.3	32.1	32.9	33.4	33.0	0.0	0.0	0.0	0.0	0.0	0.0	0.0	166.7
Flared	0.0	0.0	0.0	0.0	0.0	0.0	0.0	0.0	0.0	0.0	0.0	0.0	0.0
Vented	1.2	1.2	1.2	1.2	1.2	0.0	0.0	0.0	0.0	0.0	0.0	0.0	6.0
Diff and Other	-3.9	-7.6	-6.4	-6.6	-2.4	0.0	0.0	0.0	0.0	0.0	0.0	0.0	-26.9
Process and Frac													
Pentanes Plus	28.2	16.9	4.2	16.5	6.1	0.0	0.0	0.0	0.0	0.0	0.0	0.0	71.9
Propane	0.0	0.0	0.0	0.0	0.0	0.0	0.0	0.0	0.0	0.0	0.0	0.0	0.0
Butanes	0.0	0.0	0.0	0.0	0.0	0.0	0.0	0.0	0.0	0.0	0.0	0.0	0.0
Ethane	0.0	0.0	0.0	0.0	0.0	0.0	0.0	0.0	0.0	0.0	0.0	0.0	0.0
NGL MIX	0.0	0.0	0.0	0.0	0.0	0.0	0.0	0.0	0.0	0.0	0.0	0.0	0.0
Sulphur	0.0	0.0	0.0	0.0	0.0	0.0	0.0	0.0	0.0	0.0	0.0	0.0	0.0
Sulphur Closing Inv	0.0	0.0	0.0	0.0	0.0	0.0	0.0	0.0	0.0	0.0	0.0	0.0	0.0

Unit of Measurement: Gas and Gas equivalent products: 1000m3, Liquids: m3, Sulphur: MTS

VPR6200

Facility ID ABGS0138834

Facility Name XTO ENERGY 11-15-62-18W5 GAS GATHER

Facility Licence # 48589

Facility Operator A6HJ

Production Month	202001	202002	202003	202004	202005	202006	202007	202008	202009	202010	202011	202012	Totals
Receipts													
Receipts from Alberta Facilities	3,221.2	2,529.0	2,999.1	2,840.0	2,308.2	0.0	0.0	0.0	0.0	0.0	0.0	0.0	13,897.5
Receipts from Non-Alberta Facilities	0.0	0.0	0.0	0.0	0.0	0.0	0.0	0.0	0.0	0.0	0.0	0.0	0.0
Dispositions													
Disposition Battery	1,146.6	868.4	1,132.8	1,099.4	829.6	0.0	0.0	0.0	0.0	0.0	0.0	0.0	5,076.8
Gas Gathering System	1,736.8	1,397.0	1,598.7	1,518.9	1,259.0	0.0	0.0	0.0	0.0	0.0	0.0	0.0	7,510.4
Gas Plant	0.0	0.0	0.0	0.0	0.0	0.0	0.0	0.0	0.0	0.0	0.0	0.0	0.0
Injection Facility	0.0	0.0	0.0	0.0	0.0	0.0	0.0	0.0	0.0	0.0	0.0	0.0	0.0
Meter Station	0.0	0.0	0.0	0.0	0.0	0.0	0.0	0.0	0.0	0.0	0.0	0.0	0.0
Other	0.0	0.0	0.0	0.0	0.0	0.0	0.0	0.0	0.0	0.0	0.0	0.0	0.0
Alberta Commercial	0.0	0.0	0.0	0.0	0.0	0.0	0.0	0.0	0.0	0.0	0.0	0.0	0.0
Alberta Industrial	0.0	0.0	0.0	0.0	0.0	0.0	0.0	0.0	0.0	0.0	0.0	0.0	0.0
Alberta Residential	0.0	0.0	0.0	0.0	0.0	0.0	0.0	0.0	0.0	0.0	0.0	0.0	0.0
Alberta Elec.Generation	0.0	0.0	0.0	0.0	0.0	0.0	0.0	0.0	0.0	0.0	0.0	0.0	0.0
Shrinkage Acid Gas	0.0	0.0	0.0	0.0	0.0	0.0	0.0	0.0	0.0	0.0	0.0	0.0	0.0
Other products	172.8	142.8	169.1	154.8	156.7	0.0	0.0	0.0	0.0	0.0	0.0	0.0	796.2
Fuel	161.5	114.3	68.4	47.6	61.5	0.0	0.0	0.0	0.0	0.0	0.0	0.0	453.3
Flared	0.2	0.0	0.0	0.0	0.0	0.0	0.0	0.0	0.0	0.0	0.0	0.0	0.2
Vented	0.0	0.0	0.0	0.0	0.0	0.0	0.0	0.0	0.0	0.0	0.0	0.0	0.0
Diff and Other	3.3	6.5	30.1	19.3	1.4	0.0	0.0	0.0	0.0	0.0	0.0	0.0	60.6
Process and Frac													
Pentanes Plus	836.2	690.8	818.1	748.8	758.3	0.0	0.0	0.0	0.0	0.0	0.0	0.0	3,852.2
Propane	0.0	0.0	0.0	0.0	0.0	0.0	0.0	0.0	0.0	0.0	0.0	0.0	0.0
Butanes	0.0	0.0	0.0	0.0	0.0	0.0	0.0	0.0	0.0	0.0	0.0	0.0	0.0
Ethane	0.0	0.0	0.0	0.0	0.0	0.0	0.0	0.0	0.0	0.0	0.0	0.0	0.0
NGL MIX	0.0	0.0	0.0	0.0	0.0	0.0	0.0	0.0	0.0	0.0	0.0	0.0	0.0
Sulphur	0.0	0.0	0.0	0.0	0.0	0.0	0.0	0.0	0.0	0.0	0.0	0.0	0.0
Sulphur Closing Inv	0.0	0.0	0.0	0.0	0.0	0.0	0.0	0.0	0.0	0.0	0.0	0.0	0.0

Unit of Measurement: Gas and Gas equivalent products: 1000m3, Liquids: m3, Sulphur: MTS

VPR6200

Facility ID ABGS0138880

Facility Name PARAMOUNT 15-28-062-20W5

Facility Licence # 47195

Facility Operator OAW4 PARA

Production Month	202001	202002	202003	202004	202005	202006	202007	202008	202009	202010	202011	202012	Totals
Receipts													
Receipts from Alberta Facilities	22,539.2	21,280.0	22,361.2	19,581.6	17,980.9	0.0	0.0	0.0	0.0	0.0	0.0	0.0	103,742.9
Receipts from Non-Alberta Facilities	0.0	0.0	0.0	0.0	0.0	0.0	0.0	0.0	0.0	0.0	0.0	0.0	0.0
Dispositions													
Disposition													
Battery	0.0	0.0	0.0	0.0	0.0	0.0	0.0	0.0	0.0	0.0	0.0	0.0	0.0
Gas Gathering System	21,718.3	20,327.1	21,660.9	19,102.0	18,777.1	0.0	0.0	0.0	0.0	0.0	0.0	0.0	101,585.4
Gas Plant	0.0	0.0	0.0	0.0	0.0	0.0	0.0	0.0	0.0	0.0	0.0	0.0	0.0
Injection Facility	0.0	0.0	0.0	0.0	0.0	0.0	0.0	0.0	0.0	0.0	0.0	0.0	0.0
Meter Station	0.0	0.0	0.0	0.0	0.0	0.0	0.0	0.0	0.0	0.0	0.0	0.0	0.0
Other	0.0	0.0	0.0	0.0	0.0	0.0	0.0	0.0	0.0	0.0	0.0	0.0	0.0
Alberta Commercial	0.0	0.0	0.0	0.0	0.0	0.0	0.0	0.0	0.0	0.0	0.0	0.0	0.0
Alberta Industrial	0.0	0.0	0.0	0.0	0.0	0.0	0.0	0.0	0.0	0.0	0.0	0.0	0.0
Alberta Residential	0.0	0.0	0.0	0.0	0.0	0.0	0.0	0.0	0.0	0.0	0.0	0.0	0.0
Alberta Elec.Generation	0.0	0.0	0.0	0.0	0.0	0.0	0.0	0.0	0.0	0.0	0.0	0.0	0.0
Shrinkage													
Acid Gas	0.0	0.0	0.0	0.0	0.0	0.0	0.0	0.0	0.0	0.0	0.0	0.0	0.0
Other products	9.5	12.0	20.2	6.1	0.4	0.0	0.0	0.0	0.0	0.0	0.0	0.0	48.2
Fuel	496.8	443.3	507.4	465.0	0.0	0.0	0.0	0.0	0.0	0.0	0.0	0.0	1,912.5
Flared	28.7	18.2	19.6	18.0	13.5	0.0	0.0	0.0	0.0	0.0	0.0	0.0	98.0
Vented	1.1	1.0	2.1	1.1	1.1	0.0	0.0	0.0	0.0	0.0	0.0	0.0	6.4
Diff and Other	284.8	478.4	151.0	-10.6	-811.2	0.0	0.0	0.0	0.0	0.0	0.0	0.0	92.4
Process and Frac													
Pentanes Plus	46.1	58.0	97.6	29.4	2.1	0.0	0.0	0.0	0.0	0.0	0.0	0.0	233.2
Propane	0.0	0.0	0.0	0.0	0.0	0.0	0.0	0.0	0.0	0.0	0.0	0.0	0.0
Butanes	0.0	0.0	0.0	0.0	0.0	0.0	0.0	0.0	0.0	0.0	0.0	0.0	0.0
Ethane	0.0	0.0	0.0	0.0	0.0	0.0	0.0	0.0	0.0	0.0	0.0	0.0	0.0
NGL MIX	0.0	0.0	0.0	0.0	0.0	0.0	0.0	0.0	0.0	0.0	0.0	0.0	0.0
Sulphur	0.0	0.0	0.0	0.0	0.0	0.0	0.0	0.0	0.0	0.0	0.0	0.0	0.0
Sulphur Closing Inv	0.0	0.0	0.0	0.0	0.0	0.0	0.0	0.0	0.0	0.0	0.0	0.0	0.0

Unit of Measurement: Gas and Gas equivalent products: 1000m3, Liquids: m3, Sulphur: MTS

VPR6200

Facility ID ABGS0139425
Facility Licence # 26200

Facility Name Blaze 02-19-048-12W5 GGS
Facility Operator A74Y TIDEWATER

Production Month	202001	202002	202003	202004	202005	202006	202007	202008	202009	202010	202011	202012	Totals
Receipts													
Receipts from Alberta Facilities	2,735.4	2,769.5	2,732.1	2,724.2	2,355.9	0.0	0.0	0.0	0.0	0.0	0.0	0.0	13,317.1
Receipts from Non-Alberta Facilities	0.0	0.0	0.0	0.0	0.0	0.0	0.0	0.0	0.0	0.0	0.0	0.0	0.0
Dispositions													
Disposition													
Battery	0.0	0.0	0.0	0.0	0.0	0.0	0.0	0.0	0.0	0.0	0.0	0.0	0.0
Gas Gathering System	2,495.0	2,542.6	2,520.1	2,520.2	2,174.8	0.0	0.0	0.0	0.0	0.0	0.0	0.0	12,252.7
Gas Plant	0.0	0.0	0.0	0.0	0.0	0.0	0.0	0.0	0.0	0.0	0.0	0.0	0.0
Injection Facility	0.0	0.0	0.0	0.0	0.0	0.0	0.0	0.0	0.0	0.0	0.0	0.0	0.0
Meter Station	0.0	0.0	0.0	0.0	0.0	0.0	0.0	0.0	0.0	0.0	0.0	0.0	0.0
Other	0.0	0.0	0.0	0.0	0.0	0.0	0.0	0.0	0.0	0.0	0.0	0.0	0.0
Alberta Commercial	0.0	0.0	0.0	0.0	0.0	0.0	0.0	0.0	0.0	0.0	0.0	0.0	0.0
Alberta Industrial	0.0	0.0	0.0	0.0	0.0	0.0	0.0	0.0	0.0	0.0	0.0	0.0	0.0
Alberta Residential	0.0	0.0	0.0	0.0	0.0	0.0	0.0	0.0	0.0	0.0	0.0	0.0	0.0
Alberta Elec.Generation	0.0	0.0	0.0	0.0	0.0	0.0	0.0	0.0	0.0	0.0	0.0	0.0	0.0
Shrinkage													
Acid Gas	0.0	0.0	0.0	0.0	0.0	0.0	0.0	0.0	0.0	0.0	0.0	0.0	0.0
Other products	0.0	0.0	0.0	0.0	0.0	0.0	0.0	0.0	0.0	0.0	0.0	0.0	0.0
Fuel	240.4	226.9	212.0	204.0	181.1	0.0	0.0	0.0	0.0	0.0	0.0	0.0	1,064.4
Flared	0.0	0.0	0.0	0.0	0.0	0.0	0.0	0.0	0.0	0.0	0.0	0.0	0.0
Vented	0.0	0.0	0.0	0.0	0.0	0.0	0.0	0.0	0.0	0.0	0.0	0.0	0.0
Diff and Other	0.0	0.0	0.0	0.0	0.0	0.0	0.0	0.0	0.0	0.0	0.0	0.0	0.0
Process and Frac													
Pentanes Plus	0.0	0.0	0.0	0.0	0.1	0.0	0.0	0.0	0.0	0.0	0.0	0.0	0.1
Propane	0.0	0.0	0.0	0.0	0.0	0.0	0.0	0.0	0.0	0.0	0.0	0.0	0.0
Butanes	0.0	0.0	0.0	0.0	0.0	0.0	0.0	0.0	0.0	0.0	0.0	0.0	0.0
Ethane	0.0	0.0	0.0	0.0	0.0	0.0	0.0	0.0	0.0	0.0	0.0	0.0	0.0
NGL MIX	0.0	0.0	0.0	0.0	0.0	0.0	0.0	0.0	0.0	0.0	0.0	0.0	0.0
Sulphur	0.0	0.0	0.0	0.0	0.0	0.0	0.0	0.0	0.0	0.0	0.0	0.0	0.0
Sulphur Closing Inv	0.0	0.0	0.0	0.0	0.0	0.0	0.0	0.0	0.0	0.0	0.0	0.0	0.0

Unit of Measurement: Gas and Gas equivalent products: 1000m3, Liquids: m3, Sulphur: MTS

VPR6200

Facility ID ABGS0139937
Facility Licence # 48822

Facility Name OPEN CREEK 04/10-34-42-5W5 GGS
Facility Operator A7ME GAIN

Production Month	202001	202002	202003	202004	202005	202006	202007	202008	202009	202010	202011	202012	Totals
Receipts													
Receipts from Alberta Facilities	5,206.7	4,850.4	4,874.3	4,934.7	4,529.3	0.0	0.0	0.0	0.0	0.0	0.0	0.0	24,395.4
Receipts from Non-Alberta Facilities	0.0	0.0	0.0	0.0	0.0	0.0	0.0	0.0	0.0	0.0	0.0	0.0	0.0
Dispositions													
Disposition													
Battery	0.0	0.0	0.0	0.0	0.0	0.0	0.0	0.0	0.0	0.0	0.0	0.0	0.0
Gas Gathering System	4,894.2	4,563.0	4,611.1	4,634.0	4,287.1	0.0	0.0	0.0	0.0	0.0	0.0	0.0	22,989.4
Gas Plant	0.0	0.0	0.0	0.0	0.0	0.0	0.0	0.0	0.0	0.0	0.0	0.0	0.0
Injection Facility	0.0	0.0	0.0	0.0	0.0	0.0	0.0	0.0	0.0	0.0	0.0	0.0	0.0
Meter Station	0.0	0.0	0.0	0.0	0.0	0.0	0.0	0.0	0.0	0.0	0.0	0.0	0.0
Other	0.0	0.0	0.0	0.0	0.0	0.0	0.0	0.0	0.0	0.0	0.0	0.0	0.0
Alberta Commercial	0.0	0.0	0.0	0.0	0.0	0.0	0.0	0.0	0.0	0.0	0.0	0.0	0.0
Alberta Industrial	0.0	0.0	0.0	0.0	0.0	0.0	0.0	0.0	0.0	0.0	0.0	0.0	0.0
Alberta Residential	0.0	0.0	0.0	0.0	0.0	0.0	0.0	0.0	0.0	0.0	0.0	0.0	0.0
Alberta Elec.Generation	0.0	0.0	0.0	0.0	0.0	0.0	0.0	0.0	0.0	0.0	0.0	0.0	0.0
Shrinkage													
Acid Gas	0.0	0.0	0.0	0.0	0.0	0.0	0.0	0.0	0.0	0.0	0.0	0.0	0.0
Other products	18.6	13.3	11.0	9.1	3.2	0.0	0.0	0.0	0.0	0.0	0.0	0.0	55.2
Fuel	160.6	144.2	158.9	141.3	132.7	0.0	0.0	0.0	0.0	0.0	0.0	0.0	737.7
Flared	3.1	1.4	2.2	1.5	1.2	0.0	0.0	0.0	0.0	0.0	0.0	0.0	9.4
Vented	0.0	6.0	6.1	6.1	6.1	0.0	0.0	0.0	0.0	0.0	0.0	0.0	24.3
Diff and Other	130.2	122.5	85.0	142.7	99.0	0.0	0.0	0.0	0.0	0.0	0.0	0.0	579.4
Process and Frac													
Pentanes Plus	90.0	64.2	53.0	44.2	15.4	0.0	0.0	0.0	0.0	0.0	0.0	0.0	266.8
Propane	0.0	0.0	0.0	0.0	0.0	0.0	0.0	0.0	0.0	0.0	0.0	0.0	0.0
Butanes	0.0	0.0	0.0	0.0	0.0	0.0	0.0	0.0	0.0	0.0	0.0	0.0	0.0
Ethane	0.0	0.0	0.0	0.0	0.0	0.0	0.0	0.0	0.0	0.0	0.0	0.0	0.0
NGL MIX	0.0	0.0	0.0	0.0	0.0	0.0	0.0	0.0	0.0	0.0	0.0	0.0	0.0
Sulphur	0.0	0.0	0.0	0.0	0.0	0.0	0.0	0.0	0.0	0.0	0.0	0.0	0.0
Sulphur Closing Inv	0.0	0.0	0.0	0.0	0.0	0.0	0.0	0.0	0.0	0.0	0.0	0.0	0.0

Unit of Measurement: Gas and Gas equivalent products: 1000m3, Liquids: m3, Sulphur: MTS

VPR6200

Facility ID ABGS0139996

Facility Name Sand Creek 01-17-46-9 GGS

Facility Licence # 9970

Facility Operator A5D4 CVE

Production Month	202001	202002	202003	202004	202005	202006	202007	202008	202009	202010	202011	202012	Totals
Receipts													
Receipts from Alberta Facilities	3,507.1	3,227.4	3,256.7	3,158.7	5,339.9	0.0	0.0	0.0	0.0	0.0	0.0	0.0	18,489.8
Receipts from Non-Alberta Facilities	0.0	0.0	0.0	0.0	0.0	0.0	0.0	0.0	0.0	0.0	0.0	0.0	0.0
Dispositions													
Disposition													
Battery	0.0	0.0	0.0	0.0	0.0	0.0	0.0	0.0	0.0	0.0	0.0	0.0	0.0
Gas Gathering System	3,427.9	3,151.4	3,177.6	3,082.7	5,243.2	0.0	0.0	0.0	0.0	0.0	0.0	0.0	18,082.8
Gas Plant	0.0	0.0	0.0	0.0	0.0	0.0	0.0	0.0	0.0	0.0	0.0	0.0	0.0
Injection Facility	0.0	0.0	0.0	0.0	0.0	0.0	0.0	0.0	0.0	0.0	0.0	0.0	0.0
Meter Station	0.0	0.0	0.0	0.0	0.0	0.0	0.0	0.0	0.0	0.0	0.0	0.0	0.0
Other	0.0	0.0	0.0	0.0	0.0	0.0	0.0	0.0	0.0	0.0	0.0	0.0	0.0
Alberta Commercial	0.0	0.0	0.0	0.0	0.0	0.0	0.0	0.0	0.0	0.0	0.0	0.0	0.0
Alberta Industrial	0.0	0.0	0.0	0.0	0.0	0.0	0.0	0.0	0.0	0.0	0.0	0.0	0.0
Alberta Residential	0.0	0.0	0.0	0.0	0.0	0.0	0.0	0.0	0.0	0.0	0.0	0.0	0.0
Alberta Elec.Generation	0.0	0.0	0.0	0.0	0.0	0.0	0.0	0.0	0.0	0.0	0.0	0.0	0.0
Shrinkage													
Acid Gas	0.0	0.0	0.0	0.0	0.0	0.0	0.0	0.0	0.0	0.0	0.0	0.0	0.0
Other products	2.4	1.1	1.9	0.1	0.4	0.0	0.0	0.0	0.0	0.0	0.0	0.0	5.9
Fuel	72.5	69.6	72.2	69.6	89.3	0.0	0.0	0.0	0.0	0.0	0.0	0.0	373.2
Flared	0.0	0.0	0.0	0.0	0.0	0.0	0.0	0.0	0.0	0.0	0.0	0.0	0.0
Vented	6.7	6.5	6.9	6.4	7.4	0.0	0.0	0.0	0.0	0.0	0.0	0.0	33.9
Diff and Other	-2.4	-1.2	-1.9	-0.1	-0.4	0.0	0.0	0.0	0.0	0.0	0.0	0.0	-6.0
Process and Frac													
Pentanes Plus	11.7	5.4	9.0	0.5	1.7	0.0	0.0	0.0	0.0	0.0	0.0	0.0	28.3
Propane	0.0	0.0	0.0	0.0	0.0	0.0	0.0	0.0	0.0	0.0	0.0	0.0	0.0
Butanes	0.0	0.0	0.0	0.0	0.0	0.0	0.0	0.0	0.0	0.0	0.0	0.0	0.0
Ethane	0.0	0.0	0.0	0.0	0.0	0.0	0.0	0.0	0.0	0.0	0.0	0.0	0.0
NGL MIX	0.0	0.0	0.0	0.0	0.0	0.0	0.0	0.0	0.0	0.0	0.0	0.0	0.0
Sulphur	0.0	0.0	0.0	0.0	0.0	0.0	0.0	0.0	0.0	0.0	0.0	0.0	0.0
Sulphur Closing Inv	0.0	0.0	0.0	0.0	0.0	0.0	0.0	0.0	0.0	0.0	0.0	0.0	0.0

Unit of Measurement: Gas and Gas equivalent products: 1000m3, Liquids: m3, Sulphur: MTS

VPR6200

Facility ID ABGS0140023
Facility Licence # 46891

Facility Name XTO 15-16 GAS GATHERING SYSTEM
Facility Operator A6HJ

Production Month	202001	202002	202003	202004	202005	202006	202007	202008	202009	202010	202011	202012	Totals
Receipts													
Receipts from Alberta Facilities	1,024.5	742.4	816.5	728.8	433.5	0.0	0.0	0.0	0.0	0.0	0.0	0.0	3,745.7
Receipts from Non-Alberta Facilities	0.0	0.0	0.0	0.0	0.0	0.0	0.0	0.0	0.0	0.0	0.0	0.0	0.0
Dispositions													
Disposition													
Battery	0.0	0.0	0.0	0.0	0.0	0.0	0.0	0.0	0.0	0.0	0.0	0.0	0.0
Gas Gathering System	932.2	659.7	728.5	644.8	344.6	0.0	0.0	0.0	0.0	0.0	0.0	0.0	3,309.8
Gas Plant	0.0	0.0	0.0	0.0	0.0	0.0	0.0	0.0	0.0	0.0	0.0	0.0	0.0
Injection Facility	0.0	0.0	0.0	0.0	0.0	0.0	0.0	0.0	0.0	0.0	0.0	0.0	0.0
Meter Station	0.0	0.0	0.0	0.0	0.0	0.0	0.0	0.0	0.0	0.0	0.0	0.0	0.0
Other	0.0	0.0	0.0	0.0	0.0	0.0	0.0	0.0	0.0	0.0	0.0	0.0	0.0
Alberta Commercial	0.0	0.0	0.0	0.0	0.0	0.0	0.0	0.0	0.0	0.0	0.0	0.0	0.0
Alberta Industrial	0.0	0.0	0.0	0.0	0.0	0.0	0.0	0.0	0.0	0.0	0.0	0.0	0.0
Alberta Residential	0.0	0.0	0.0	0.0	0.0	0.0	0.0	0.0	0.0	0.0	0.0	0.0	0.0
Alberta Elec.Generation	0.0	0.0	0.0	0.0	0.0	0.0	0.0	0.0	0.0	0.0	0.0	0.0	0.0
Shrinkage													
Acid Gas	0.0	0.0	0.0	0.0	0.0	0.0	0.0	0.0	0.0	0.0	0.0	0.0	0.0
Other products	5.2	0.2	1.0	0.2	0.3	0.0	0.0	0.0	0.0	0.0	0.0	0.0	6.9
Fuel	87.6	78.7	83.8	80.7	85.5	0.0	0.0	0.0	0.0	0.0	0.0	0.0	416.3
Flared	1.2	0.0	0.3	0.1	0.0	0.0	0.0	0.0	0.0	0.0	0.0	0.0	1.6
Vented	0.0	0.0	0.0	0.0	0.0	0.0	0.0	0.0	0.0	0.0	0.0	0.0	0.0
Diff and Other	-1.7	3.8	2.9	3.0	3.1	0.0	0.0	0.0	0.0	0.0	0.0	0.0	11.1
Process and Frac													
Pentanes Plus	25.3	1.2	5.0	1.0	1.5	0.0	0.0	0.0	0.0	0.0	0.0	0.0	34.0
Propane	0.0	0.0	0.0	0.0	0.0	0.0	0.0	0.0	0.0	0.0	0.0	0.0	0.0
Butanes	0.0	0.0	0.0	0.0	0.0	0.0	0.0	0.0	0.0	0.0	0.0	0.0	0.0
Ethane	0.0	0.0	0.0	0.0	0.0	0.0	0.0	0.0	0.0	0.0	0.0	0.0	0.0
NGL MIX	0.0	0.0	0.0	0.0	0.0	0.0	0.0	0.0	0.0	0.0	0.0	0.0	0.0
Sulphur	0.0	0.0	0.0	0.0	0.0	0.0	0.0	0.0	0.0	0.0	0.0	0.0	0.0
Sulphur Closing Inv	0.0	0.0	0.0	0.0	0.0	0.0	0.0	0.0	0.0	0.0	0.0	0.0	0.0

Unit of Measurement: Gas and Gas equivalent products: 1000m3, Liquids: m3, Sulphur: MTS

VPR6200

Facility ID ABGS0140333

Facility Name NAL GILBY 02-35-040-02W5

Facility Licence # 39925

Facility Operator OTM9 NAL

Production Month	202001	202002	202003	202004	202005	202006	202007	202008	202009	202010	202011	202012	Totals
Receipts													
Receipts from Alberta Facilities	2,478.9	2,314.0	2,653.9	1,013.0	1,044.6	0.0	0.0	0.0	0.0	0.0	0.0	0.0	9,504.4
Receipts from Non-Alberta Facilities	0.0	0.0	0.0	0.0	0.0	0.0	0.0	0.0	0.0	0.0	0.0	0.0	0.0
Dispositions													
Disposition													
Battery	0.0	0.0	0.0	0.0	0.0	0.0	0.0	0.0	0.0	0.0	0.0	0.0	0.0
Gas Gathering System	2,286.3	2,160.7	2,500.0	941.0	1,025.2	0.0	0.0	0.0	0.0	0.0	0.0	0.0	8,913.2
Gas Plant	0.0	0.0	0.0	0.0	0.0	0.0	0.0	0.0	0.0	0.0	0.0	0.0	0.0
Injection Facility	0.0	0.0	0.0	0.0	0.0	0.0	0.0	0.0	0.0	0.0	0.0	0.0	0.0
Meter Station	0.0	0.0	0.0	0.0	0.0	0.0	0.0	0.0	0.0	0.0	0.0	0.0	0.0
Other	0.0	0.0	0.0	0.0	0.0	0.0	0.0	0.0	0.0	0.0	0.0	0.0	0.0
Alberta Commercial	0.0	0.0	0.0	0.0	0.0	0.0	0.0	0.0	0.0	0.0	0.0	0.0	0.0
Alberta Industrial	0.0	0.0	0.0	0.0	0.0	0.0	0.0	0.0	0.0	0.0	0.0	0.0	0.0
Alberta Residential	0.0	0.0	0.0	0.0	0.0	0.0	0.0	0.0	0.0	0.0	0.0	0.0	0.0
Alberta Elec.Generation	0.0	0.0	0.0	0.0	0.0	0.0	0.0	0.0	0.0	0.0	0.0	0.0	0.0
Shrinkage													
Acid Gas	0.0	0.0	0.0	0.0	0.0	0.0	0.0	0.0	0.0	0.0	0.0	0.0	0.0
Other products	6.8	6.3	7.9	1.3	1.8	0.0	0.0	0.0	0.0	0.0	0.0	0.0	24.1
Fuel	141.5	128.9	143.5	56.2	50.4	0.0	0.0	0.0	0.0	0.0	0.0	0.0	520.5
Flared	0.0	0.0	0.0	0.0	0.0	0.0	0.0	0.0	0.0	0.0	0.0	0.0	0.0
Vented	0.2	0.1	0.0	0.0	5.0	0.0	0.0	0.0	0.0	0.0	0.0	0.0	5.3
Diff and Other	44.1	18.0	2.5	14.5	-37.8	0.0	0.0	0.0	0.0	0.0	0.0	0.0	41.3
Process and Frac													
Pentanes Plus	32.7	30.3	38.4	6.4	8.7	0.0	0.0	0.0	0.0	0.0	0.0	0.0	116.5
Propane	0.0	0.0	0.0	0.0	0.0	0.0	0.0	0.0	0.0	0.0	0.0	0.0	0.0
Butanes	0.0	0.0	0.0	0.0	0.0	0.0	0.0	0.0	0.0	0.0	0.0	0.0	0.0
Ethane	0.0	0.0	0.0	0.0	0.0	0.0	0.0	0.0	0.0	0.0	0.0	0.0	0.0
NGL MIX	0.0	0.0	0.0	0.0	0.0	0.0	0.0	0.0	0.0	0.0	0.0	0.0	0.0
Sulphur	0.0	0.0	0.0	0.0	0.0	0.0	0.0	0.0	0.0	0.0	0.0	0.0	0.0
Sulphur Closing Inv	0.0	0.0	0.0	0.0	0.0	0.0	0.0	0.0	0.0	0.0	0.0	0.0	0.0

Unit of Measurement: Gas and Gas equivalent products: 1000m3, Liquids: m3, Sulphur: MTS

VPR6200

Facility ID ABGS0140578

Facility Name PARA 16-08-061-03W6 - GGS

Facility Licence # 48273

Facility Operator A7GW STRATH

Production Month	202001	202002	202003	202004	202005	202006	202007	202008	202009	202010	202011	202012	Totals
Receipts													
Receipts from Alberta Facilities	14,843.1	13,770.0	12,544.1	6,270.1	7,745.3	0.0	0.0	0.0	0.0	0.0	0.0	0.0	55,172.6
Receipts from Non-Alberta Facilities	0.0	0.0	0.0	0.0	0.0	0.0	0.0	0.0	0.0	0.0	0.0	0.0	0.0
Dispositions													
Disposition													
Battery	0.0	0.0	0.0	0.0	0.0	0.0	0.0	0.0	0.0	0.0	0.0	0.0	0.0
Gas Gathering System	15,110.3	13,678.9	12,773.6	6,283.4	7,793.5	0.0	0.0	0.0	0.0	0.0	0.0	0.0	55,639.7
Gas Plant	0.0	0.0	0.0	0.0	0.0	0.0	0.0	0.0	0.0	0.0	0.0	0.0	0.0
Injection Facility	0.0	0.0	0.0	0.0	0.0	0.0	0.0	0.0	0.0	0.0	0.0	0.0	0.0
Meter Station	0.0	0.0	0.0	0.0	0.0	0.0	0.0	0.0	0.0	0.0	0.0	0.0	0.0
Other	0.0	0.0	0.0	0.0	0.0	0.0	0.0	0.0	0.0	0.0	0.0	0.0	0.0
Alberta Commercial	0.0	0.0	0.0	0.0	0.0	0.0	0.0	0.0	0.0	0.0	0.0	0.0	0.0
Alberta Industrial	0.0	0.0	0.0	0.0	0.0	0.0	0.0	0.0	0.0	0.0	0.0	0.0	0.0
Alberta Residential	0.0	0.0	0.0	0.0	0.0	0.0	0.0	0.0	0.0	0.0	0.0	0.0	0.0
Alberta Elec.Generation	0.0	0.0	0.0	0.0	0.0	0.0	0.0	0.0	0.0	0.0	0.0	0.0	0.0
Shrinkage													
Acid Gas	0.0	0.0	0.0	0.0	0.0	0.0	0.0	0.0	0.0	0.0	0.0	0.0	0.0
Other products	89.7	72.6	83.1	15.6	66.4	0.0	0.0	0.0	0.0	0.0	0.0	0.0	327.4
Fuel	3.0	0.0	0.0	0.0	2.4	0.0	0.0	0.0	0.0	0.0	0.0	0.0	5.4
Flared	10.1	0.0	0.0	0.0	15.9	0.0	0.0	0.0	0.0	0.0	0.0	0.0	26.0
Vented	0.0	0.0	0.0	0.0	0.0	0.0	0.0	0.0	0.0	0.0	0.0	0.0	0.0
Diff and Other	-370.0	18.5	-312.6	-28.9	-132.9	0.0	0.0	0.0	0.0	0.0	0.0	0.0	-825.9
Process and Frac													
Pentanes Plus	434.1	351.5	402.1	75.3	321.4	0.0	0.0	0.0	0.0	0.0	0.0	0.0	1,584.4
Propane	0.0	0.0	0.0	0.0	0.0	0.0	0.0	0.0	0.0	0.0	0.0	0.0	0.0
Butanes	0.0	0.0	0.0	0.0	0.0	0.0	0.0	0.0	0.0	0.0	0.0	0.0	0.0
Ethane	0.0	0.0	0.0	0.0	0.0	0.0	0.0	0.0	0.0	0.0	0.0	0.0	0.0
NGL MIX	0.0	0.0	0.0	0.0	0.0	0.0	0.0	0.0	0.0	0.0	0.0	0.0	0.0
Sulphur	0.0	0.0	0.0	0.0	0.0	0.0	0.0	0.0	0.0	0.0	0.0	0.0	0.0
Sulphur Closing Inv	0.0	0.0	0.0	0.0	0.0	0.0	0.0	0.0	0.0	0.0	0.0	0.0	0.0

Unit of Measurement: Gas and Gas equivalent products: 1000m3, Liquids: m3, Sulphur: MTS

VPR6200

Facility ID ABGS0140586

Facility Name Zeta Creek 04-07-49-12W5 GGS

Facility Licence # 49086

Facility Operator OYT7 MANCAL

Production Month	202001	202002	202003	202004	202005	202006	202007	202008	202009	202010	202011	202012	Totals
Receipts													
Receipts from Alberta Facilities	781.8	685.6	693.4	664.8	696.3	0.0	0.0	0.0	0.0	0.0	0.0	0.0	3,521.9
Receipts from Non-Alberta Facilities	0.0	0.0	0.0	0.0	0.0	0.0	0.0	0.0	0.0	0.0	0.0	0.0	0.0
Dispositions													
Disposition													
Battery	0.0	0.0	0.0	0.0	0.0	0.0	0.0	0.0	0.0	0.0	0.0	0.0	0.0
Gas Gathering System	744.6	659.5	652.6	626.3	673.1	0.0	0.0	0.0	0.0	0.0	0.0	0.0	3,356.1
Gas Plant	0.0	0.0	0.0	0.0	0.0	0.0	0.0	0.0	0.0	0.0	0.0	0.0	0.0
Injection Facility	0.0	0.0	0.0	0.0	0.0	0.0	0.0	0.0	0.0	0.0	0.0	0.0	0.0
Meter Station	0.0	0.0	0.0	0.0	0.0	0.0	0.0	0.0	0.0	0.0	0.0	0.0	0.0
Other	0.0	0.0	0.0	0.0	0.0	0.0	0.0	0.0	0.0	0.0	0.0	0.0	0.0
Alberta Commercial	0.0	0.0	0.0	0.0	0.0	0.0	0.0	0.0	0.0	0.0	0.0	0.0	0.0
Alberta Industrial	0.0	0.0	0.0	0.0	0.0	0.0	0.0	0.0	0.0	0.0	0.0	0.0	0.0
Alberta Residential	0.0	0.0	0.0	0.0	0.0	0.0	0.0	0.0	0.0	0.0	0.0	0.0	0.0
Alberta Elec.Generation	0.0	0.0	0.0	0.0	0.0	0.0	0.0	0.0	0.0	0.0	0.0	0.0	0.0
Shrinkage													
Acid Gas	0.0	0.0	0.0	0.0	0.0	0.0	0.0	0.0	0.0	0.0	0.0	0.0	0.0
Other products	11.1	13.1	13.4	11.6	11.2	0.0	0.0	0.0	0.0	0.0	0.0	0.0	60.4
Fuel	26.1	0.0	27.4	26.9	23.2	0.0	0.0	0.0	0.0	0.0	0.0	0.0	103.6
Flared	0.0	0.0	0.0	0.0	0.0	0.0	0.0	0.0	0.0	0.0	0.0	0.0	0.0
Vented	0.0	0.0	0.0	0.0	0.0	0.0	0.0	0.0	0.0	0.0	0.0	0.0	0.0
Diff and Other	0.0	13.0	0.0	0.0	-11.2	0.0	0.0	0.0	0.0	0.0	0.0	0.0	1.8
Process and Frac													
Pentanes Plus	53.7	63.2	64.7	55.9	54.3	0.0	0.0	0.0	0.0	0.0	0.0	0.0	291.8
Propane	0.0	0.0	0.0	0.0	0.0	0.0	0.0	0.0	0.0	0.0	0.0	0.0	0.0
Butanes	0.0	0.0	0.0	0.0	0.0	0.0	0.0	0.0	0.0	0.0	0.0	0.0	0.0
Ethane	0.0	0.0	0.0	0.0	0.0	0.0	0.0	0.0	0.0	0.0	0.0	0.0	0.0
NGL MIX	0.0	0.0	0.0	0.0	0.0	0.0	0.0	0.0	0.0	0.0	0.0	0.0	0.0
Sulphur	0.0	0.0	0.0	0.0	0.0	0.0	0.0	0.0	0.0	0.0	0.0	0.0	0.0
Sulphur Closing Inv	0.0	0.0	0.0	0.0	0.0	0.0	0.0	0.0	0.0	0.0	0.0	0.0	0.0

Unit of Measurement: Gas and Gas equivalent products: 1000m3, Liquids: m3, Sulphur: MTS

VPR6200

Facility ID ABGS0141049

Facility Name Elmworth 05-11-068-06W6

Facility Licence # 41922

Facility Operator OHE9 CNRL

Production Month	202001	202002	202003	202004	202005	202006	202007	202008	202009	202010	202011	202012	Totals
Receipts													
Receipts from Alberta Facilities	3,452.8	3,815.3	4,067.3	3,969.9	4,470.8	0.0	0.0	0.0	0.0	0.0	0.0	0.0	19,776.1
Receipts from Non-Alberta Facilities	0.0	0.0	0.0	0.0	0.0	0.0	0.0	0.0	0.0	0.0	0.0	0.0	0.0
Dispositions													
Disposition Battery	2,848.6	3,166.9	3,851.9	3,834.7	4,259.1	0.0	0.0	0.0	0.0	0.0	0.0	0.0	17,961.2
Gas Gathering System	0.0	0.0	0.0	0.0	0.0	0.0	0.0	0.0	0.0	0.0	0.0	0.0	0.0
Gas Plant	69.0	64.0	64.0	25.5	3.6	0.0	0.0	0.0	0.0	0.0	0.0	0.0	226.1
Injection Facility	0.0	0.0	0.0	0.0	0.0	0.0	0.0	0.0	0.0	0.0	0.0	0.0	0.0
Meter Station	0.0	0.0	0.0	0.0	0.0	0.0	0.0	0.0	0.0	0.0	0.0	0.0	0.0
Other	0.0	0.0	0.0	0.0	0.0	0.0	0.0	0.0	0.0	0.0	0.0	0.0	0.0
Alberta Commercial	0.0	0.0	0.0	0.0	0.0	0.0	0.0	0.0	0.0	0.0	0.0	0.0	0.0
Alberta Industrial	0.0	0.0	0.0	0.0	0.0	0.0	0.0	0.0	0.0	0.0	0.0	0.0	0.0
Alberta Residential	0.0	0.0	0.0	0.0	0.0	0.0	0.0	0.0	0.0	0.0	0.0	0.0	0.0
Alberta Elec.Generation	0.0	0.0	0.0	0.0	0.0	0.0	0.0	0.0	0.0	0.0	0.0	0.0	0.0
Shrinkage Acid Gas	0.0	0.0	0.0	0.0	0.0	0.0	0.0	0.0	0.0	0.0	0.0	0.0	0.0
Other products	0.0	0.0	0.0	0.0	14.4	0.0	0.0	0.0	0.0	0.0	0.0	0.0	14.4
Fuel	219.3	169.6	167.4	177.5	175.8	0.0	0.0	0.0	0.0	0.0	0.0	0.0	909.6
Flared	17.8	26.0	12.4	12.0	15.0	0.0	0.0	0.0	0.0	0.0	0.0	0.0	83.2
Vented	0.0	0.0	0.0	0.0	0.0	0.0	0.0	0.0	0.0	0.0	0.0	0.0	0.0
Diff and Other	298.1	388.8	-28.4	-79.8	2.9	0.0	0.0	0.0	0.0	0.0	0.0	0.0	581.6
Process and Frac													
Pentanes Plus	0.0	0.0	0.0	0.0	69.9	0.0	0.0	0.0	0.0	0.0	0.0	0.0	69.9
Propane	0.0	0.0	0.0	0.0	0.0	0.0	0.0	0.0	0.0	0.0	0.0	0.0	0.0
Butanes	0.0	0.0	0.0	0.0	0.0	0.0	0.0	0.0	0.0	0.0	0.0	0.0	0.0
Ethane	0.0	0.0	0.0	0.0	0.0	0.0	0.0	0.0	0.0	0.0	0.0	0.0	0.0
NGL MIX	0.0	0.0	0.0	0.0	0.0	0.0	0.0	0.0	0.0	0.0	0.0	0.0	0.0
Sulphur	0.0	0.0	0.0	0.0	0.0	0.0	0.0	0.0	0.0	0.0	0.0	0.0	0.0
Sulphur Closing Inv	0.0	0.0	0.0	0.0	0.0	0.0	0.0	0.0	0.0	0.0	0.0	0.0	0.0

Unit of Measurement: Gas and Gas equivalent products: 1000m3, Liquids: m3, Sulphur: MTS

VPR6200

Facility ID ABGS0141490

Facility Name MUSREAU V9600

Facility Licence # 13910

Facility Operator A5A3 PEMBINA GASSER

Production Month	202001	202002	202003	202004	202005	202006	202007	202008	202009	202010	202011	202012	Totals
Receipts													
Receipts from Alberta Facilities	28,403.0	26,082.5	26,961.5	24,900.9	25,066.8	0.0	0.0	0.0	0.0	0.0	0.0	0.0	131,414.7
Receipts from Non-Alberta Facilities	0.0	0.0	0.0	0.0	0.0	0.0	0.0	0.0	0.0	0.0	0.0	0.0	0.0
Dispositions													
Disposition													
Battery	0.0	0.0	0.0	0.0	0.0	0.0	0.0	0.0	0.0	0.0	0.0	0.0	0.0
Gas Gathering System	0.0	0.0	0.0	0.0	0.0	0.0	0.0	0.0	0.0	0.0	0.0	0.0	0.0
Gas Plant	27,892.3	25,647.7	26,534.4	24,611.7	24,792.4	0.0	0.0	0.0	0.0	0.0	0.0	0.0	129,478.5
Injection Facility	0.0	0.0	0.0	0.0	0.0	0.0	0.0	0.0	0.0	0.0	0.0	0.0	0.0
Meter Station	0.0	0.0	0.0	0.0	0.0	0.0	0.0	0.0	0.0	0.0	0.0	0.0	0.0
Other	0.0	0.0	0.0	0.0	0.0	0.0	0.0	0.0	0.0	0.0	0.0	0.0	0.0
Alberta Commercial	0.0	0.0	0.0	0.0	0.0	0.0	0.0	0.0	0.0	0.0	0.0	0.0	0.0
Alberta Industrial	0.0	0.0	0.0	0.0	0.0	0.0	0.0	0.0	0.0	0.0	0.0	0.0	0.0
Alberta Residential	0.0	0.0	0.0	0.0	0.0	0.0	0.0	0.0	0.0	0.0	0.0	0.0	0.0
Alberta Elec.Generation	0.0	0.0	0.0	0.0	0.0	0.0	0.0	0.0	0.0	0.0	0.0	0.0	0.0
Shrinkage													
Acid Gas	0.0	0.0	0.0	0.0	0.0	0.0	0.0	0.0	0.0	0.0	0.0	0.0	0.0
Other products	23.6	19.3	10.6	22.8	11.6	0.0	0.0	0.0	0.0	0.0	0.0	0.0	87.9
Fuel	510.7	434.8	427.0	289.2	275.3	0.0	0.0	0.0	0.0	0.0	0.0	0.0	1,937.0
Flared	0.0	0.0	0.0	0.0	0.0	0.0	0.0	0.0	0.0	0.0	0.0	0.0	0.0
Vented	0.0	0.0	0.0	0.0	0.0	0.0	0.0	0.0	0.0	0.0	0.0	0.0	0.0
Diff and Other	-23.6	-19.3	-10.5	-22.8	-12.5	0.0	0.0	0.0	0.0	0.0	0.0	0.0	-88.7
Process and Frac													
Pentanes Plus	114.3	93.5	51.5	110.2	56.2	0.0	0.0	0.0	0.0	0.0	0.0	0.0	425.7
Propane	0.0	0.0	0.0	0.0	0.0	0.0	0.0	0.0	0.0	0.0	0.0	0.0	0.0
Butanes	0.0	0.0	0.0	0.0	0.0	0.0	0.0	0.0	0.0	0.0	0.0	0.0	0.0
Ethane	0.0	0.0	0.0	0.0	0.0	0.0	0.0	0.0	0.0	0.0	0.0	0.0	0.0
NGL MIX	0.0	0.0	0.0	0.0	0.0	0.0	0.0	0.0	0.0	0.0	0.0	0.0	0.0
Sulphur	0.0	0.0	0.0	0.0	0.0	0.0	0.0	0.0	0.0	0.0	0.0	0.0	0.0
Sulphur Closing Inv	0.0	0.0	0.0	0.0	0.0	0.0	0.0	0.0	0.0	0.0	0.0	0.0	0.0

Unit of Measurement: Gas and Gas equivalent products: 1000m3, Liquids: m3, Sulphur: MTS

VPR6200

Facility ID ABGS0142432

Facility Name Velvet Rat Creek 05-23-048-11W5 Comp

Facility Licence # 49280

Facility Operator OYT7 MANCAL

Production Month	202001	202002	202003	202004	202005	202006	202007	202008	202009	202010	202011	202012	Totals
Receipts													
Receipts from Alberta Facilities	726.1	740.9	748.7	714.3	742.1	0.0	0.0	0.0	0.0	0.0	0.0	0.0	3,672.1
Receipts from Non-Alberta Facilities	0.0	0.0	0.0	0.0	0.0	0.0	0.0	0.0	0.0	0.0	0.0	0.0	0.0
Dispositions													
Disposition													
Battery	0.0	0.0	0.0	0.0	0.0	0.0	0.0	0.0	0.0	0.0	0.0	0.0	0.0
Gas Gathering System	696.2	721.9	714.7	685.8	719.0	0.0	0.0	0.0	0.0	0.0	0.0	0.0	3,537.6
Gas Plant	0.0	0.0	0.0	0.0	0.0	0.0	0.0	0.0	0.0	0.0	0.0	0.0	0.0
Injection Facility	0.0	0.0	0.0	0.0	0.0	0.0	0.0	0.0	0.0	0.0	0.0	0.0	0.0
Meter Station	0.0	0.0	0.0	0.0	0.0	0.0	0.0	0.0	0.0	0.0	0.0	0.0	0.0
Other	0.0	0.0	0.0	0.0	0.0	0.0	0.0	0.0	0.0	0.0	0.0	0.0	0.0
Alberta Commercial	0.0	0.0	0.0	0.0	0.0	0.0	0.0	0.0	0.0	0.0	0.0	0.0	0.0
Alberta Industrial	0.0	0.0	0.0	0.0	0.0	0.0	0.0	0.0	0.0	0.0	0.0	0.0	0.0
Alberta Residential	0.0	0.0	0.0	0.0	0.0	0.0	0.0	0.0	0.0	0.0	0.0	0.0	0.0
Alberta Elec.Generation	0.0	0.0	0.0	0.0	0.0	0.0	0.0	0.0	0.0	0.0	0.0	0.0	0.0
Shrinkage													
Acid Gas	0.0	0.0	0.0	0.0	0.0	0.0	0.0	0.0	0.0	0.0	0.0	0.0	0.0
Other products	10.2	7.2	9.7	6.6	9.1	0.0	0.0	0.0	0.0	0.0	0.0	0.0	42.8
Fuel	19.7	19.0	24.3	21.9	23.1	0.0	0.0	0.0	0.0	0.0	0.0	0.0	108.0
Flared	0.0	0.0	0.0	0.0	0.0	0.0	0.0	0.0	0.0	0.0	0.0	0.0	0.0
Vented	0.0	0.0	0.0	0.0	0.0	0.0	0.0	0.0	0.0	0.0	0.0	0.0	0.0
Diff and Other	0.0	-7.2	0.0	0.0	-9.1	0.0	0.0	0.0	0.0	0.0	0.0	0.0	-16.3
Process and Frac													
Pentanes Plus	49.5	34.7	46.8	32.0	43.8	0.0	0.0	0.0	0.0	0.0	0.0	0.0	206.8
Propane	0.0	0.0	0.0	0.0	0.0	0.0	0.0	0.0	0.0	0.0	0.0	0.0	0.0
Butanes	0.0	0.0	0.0	0.0	0.0	0.0	0.0	0.0	0.0	0.0	0.0	0.0	0.0
Ethane	0.0	0.0	0.0	0.0	0.0	0.0	0.0	0.0	0.0	0.0	0.0	0.0	0.0
NGL MIX	0.0	0.0	0.0	0.0	0.0	0.0	0.0	0.0	0.0	0.0	0.0	0.0	0.0
Sulphur	0.0	0.0	0.0	0.0	0.0	0.0	0.0	0.0	0.0	0.0	0.0	0.0	0.0
Sulphur Closing Inv	0.0	0.0	0.0	0.0	0.0	0.0	0.0	0.0	0.0	0.0	0.0	0.0	0.0

Unit of Measurement: Gas and Gas equivalent products: 1000m3, Liquids: m3, Sulphur: MTS

VPR6200

Facility ID ABGS0142447

Facility Name TAQA Gas Gath 05 27 36 9W5 Dehy

Facility Licence # 5698

Facility Operator A2TG TQN

Production Month	202001	202002	202003	202004	202005	202006	202007	202008	202009	202010	202011	202012	Totals
Receipts													
Receipts from Alberta Facilities	591.5	550.5	549.3	542.0	531.5	0.0	0.0	0.0	0.0	0.0	0.0	0.0	2,764.8
Receipts from Non-Alberta Facilities	0.0	0.0	0.0	0.0	0.0	0.0	0.0	0.0	0.0	0.0	0.0	0.0	0.0
Dispositions													
Disposition													
Battery	0.0	0.0	0.0	0.0	0.0	0.0	0.0	0.0	0.0	0.0	0.0	0.0	0.0
Gas Gathering System	633.4	588.4	582.9	559.8	548.7	0.0	0.0	0.0	0.0	0.0	0.0	0.0	2,913.2
Gas Plant	0.0	0.0	0.0	0.0	0.0	0.0	0.0	0.0	0.0	0.0	0.0	0.0	0.0
Injection Facility	0.0	0.0	0.0	0.0	0.0	0.0	0.0	0.0	0.0	0.0	0.0	0.0	0.0
Meter Station	0.0	0.0	0.0	0.0	0.0	0.0	0.0	0.0	0.0	0.0	0.0	0.0	0.0
Other	0.0	0.0	0.0	0.0	0.0	0.0	0.0	0.0	0.0	0.0	0.0	0.0	0.0
Alberta Commercial	0.0	0.0	0.0	0.0	0.0	0.0	0.0	0.0	0.0	0.0	0.0	0.0	0.0
Alberta Industrial	0.0	0.0	0.0	0.0	0.0	0.0	0.0	0.0	0.0	0.0	0.0	0.0	0.0
Alberta Residential	0.0	0.0	0.0	0.0	0.0	0.0	0.0	0.0	0.0	0.0	0.0	0.0	0.0
Alberta Elec.Generation	0.0	0.0	0.0	0.0	0.0	0.0	0.0	0.0	0.0	0.0	0.0	0.0	0.0
Shrinkage													
Acid Gas	0.0	0.0	0.0	0.0	0.0	0.0	0.0	0.0	0.0	0.0	0.0	0.0	0.0
Other products	5.0	4.3	3.9	3.6	3.0	0.0	0.0	0.0	0.0	0.0	0.0	0.0	19.8
Fuel	0.0	0.0	0.0	0.0	0.0	0.0	0.0	0.0	0.0	0.0	0.0	0.0	0.0
Flared	0.0	0.0	0.0	0.0	0.0	0.0	0.0	0.0	0.0	0.0	0.0	0.0	0.0
Vented	0.0	0.0	0.0	0.0	0.0	0.0	0.0	0.0	0.0	0.0	0.0	0.0	0.0
Diff and Other	-46.9	-42.2	-37.5	-21.4	-20.2	0.0	0.0	0.0	0.0	0.0	0.0	0.0	-168.2
Process and Frac													
Pentanes Plus	24.0	20.6	18.7	17.5	14.5	0.0	0.0	0.0	0.0	0.0	0.0	0.0	95.3
Propane	0.0	0.0	0.0	0.0	0.0	0.0	0.0	0.0	0.0	0.0	0.0	0.0	0.0
Butanes	0.0	0.0	0.0	0.0	0.0	0.0	0.0	0.0	0.0	0.0	0.0	0.0	0.0
Ethane	0.0	0.0	0.0	0.0	0.0	0.0	0.0	0.0	0.0	0.0	0.0	0.0	0.0
NGL MIX	0.0	0.0	0.0	0.0	0.0	0.0	0.0	0.0	0.0	0.0	0.0	0.0	0.0
Sulphur	0.0	0.0	0.0	0.0	0.0	0.0	0.0	0.0	0.0	0.0	0.0	0.0	0.0
Sulphur Closing Inv	0.0	0.0	0.0	0.0	0.0	0.0	0.0	0.0	0.0	0.0	0.0	0.0	0.0

Unit of Measurement: Gas and Gas equivalent products: 1000m3, Liquids: m3, Sulphur: MTS

VPR6200

Facility ID ABGS0142664
Facility Licence # 40370

Facility Name WILLGREEN 08-01-041-06 GGS
Facility Operator A5RX BEC

Production Month	202001	202002	202003	202004	202005	202006	202007	202008	202009	202010	202011	202012	Totals
Receipts													
Receipts from Alberta Facilities	2,851.9	2,692.5	2,843.9	2,621.1	2,580.8	0.0	0.0	0.0	0.0	0.0	0.0	0.0	13,590.2
Receipts from Non-Alberta Facilities	0.0	0.0	0.0	0.0	0.0	0.0	0.0	0.0	0.0	0.0	0.0	0.0	0.0
Dispositions													
Disposition													
Battery	0.0	0.0	0.0	0.0	0.0	0.0	0.0	0.0	0.0	0.0	0.0	0.0	0.0
Gas Gathering System	2,824.9	2,602.2	2,804.2	2,576.7	2,558.4	0.0	0.0	0.0	0.0	0.0	0.0	0.0	13,366.4
Gas Plant	0.0	0.0	0.0	0.0	0.0	0.0	0.0	0.0	0.0	0.0	0.0	0.0	0.0
Injection Facility	0.0	0.0	0.0	0.0	0.0	0.0	0.0	0.0	0.0	0.0	0.0	0.0	0.0
Meter Station	0.0	0.0	0.0	0.0	0.0	0.0	0.0	0.0	0.0	0.0	0.0	0.0	0.0
Other	0.0	0.0	0.0	0.0	0.0	0.0	0.0	0.0	0.0	0.0	0.0	0.0	0.0
Alberta Commercial	0.0	0.0	0.0	0.0	0.0	0.0	0.0	0.0	0.0	0.0	0.0	0.0	0.0
Alberta Industrial	0.0	0.0	0.0	0.0	0.0	0.0	0.0	0.0	0.0	0.0	0.0	0.0	0.0
Alberta Residential	0.0	0.0	0.0	0.0	0.0	0.0	0.0	0.0	0.0	0.0	0.0	0.0	0.0
Alberta Elec.Generation	0.0	0.0	0.0	0.0	0.0	0.0	0.0	0.0	0.0	0.0	0.0	0.0	0.0
Shrinkage													
Acid Gas	0.0	0.0	0.0	0.0	0.0	0.0	0.0	0.0	0.0	0.0	0.0	0.0	0.0
Other products	3.9	0.0	7.2	2.9	2.1	0.0	0.0	0.0	0.0	0.0	0.0	0.0	16.1
Fuel	74.7	74.3	78.2	72.7	74.7	0.0	0.0	0.0	0.0	0.0	0.0	0.0	374.6
Flared	0.0	0.0	0.0	0.0	0.0	0.0	0.0	0.0	0.0	0.0	0.0	0.0	0.0
Vented	1.9	2.1	1.9	1.8	1.9	0.0	0.0	0.0	0.0	0.0	0.0	0.0	9.6
Diff and Other	-53.5	13.9	-47.6	-33.0	-56.3	0.0	0.0	0.0	0.0	0.0	0.0	0.0	-176.5
Process and Frac													
Pentanes Plus	19.1	0.0	34.7	14.0	10.4	0.0	0.0	0.0	0.0	0.0	0.0	0.0	78.2
Propane	0.0	0.0	0.0	0.0	0.0	0.0	0.0	0.0	0.0	0.0	0.0	0.0	0.0
Butanes	0.0	0.0	0.0	0.0	0.0	0.0	0.0	0.0	0.0	0.0	0.0	0.0	0.0
Ethane	0.0	0.0	0.0	0.0	0.0	0.0	0.0	0.0	0.0	0.0	0.0	0.0	0.0
NGL MIX	0.0	0.0	0.0	0.0	0.0	0.0	0.0	0.0	0.0	0.0	0.0	0.0	0.0
Sulphur	0.0	0.0	0.0	0.0	0.0	0.0	0.0	0.0	0.0	0.0	0.0	0.0	0.0
Sulphur Closing Inv	0.0	0.0	0.0	0.0	0.0	0.0	0.0	0.0	0.0	0.0	0.0	0.0	0.0

Unit of Measurement: Gas and Gas equivalent products: 1000m3, Liquids: m3, Sulphur: MTS

VPR6200

Facility ID ABGS0143172

Facility Name WILLGREEN 102/10-10-041-05W5 GGS

Facility Licence # 49580

Facility Operator A5RX BEC

Production Month	202001	202002	202003	202004	202005	202006	202007	202008	202009	202010	202011	202012	Totals
Receipts													
Receipts from Alberta Facilities	5,244.8	4,938.6	5,683.3	6,228.2	6,104.6	0.0	0.0	0.0	0.0	0.0	0.0	0.0	28,199.5
Receipts from Non-Alberta Facilities	0.0	0.0	0.0	0.0	0.0	0.0	0.0	0.0	0.0	0.0	0.0	0.0	0.0
Dispositions													
Disposition													
Battery	0.0	0.0	0.0	0.0	0.0	0.0	0.0	0.0	0.0	0.0	0.0	0.0	0.0
Gas Gathering System	5,167.7	4,862.0	5,604.2	6,099.9	6,001.6	0.0	0.0	0.0	0.0	0.0	0.0	0.0	27,735.4
Gas Plant	0.0	0.0	0.0	0.0	0.0	0.0	0.0	0.0	0.0	0.0	0.0	0.0	0.0
Injection Facility	0.0	0.0	0.0	0.0	0.0	0.0	0.0	0.0	0.0	0.0	0.0	0.0	0.0
Meter Station	0.0	0.0	0.0	0.0	0.0	0.0	0.0	0.0	0.0	0.0	0.0	0.0	0.0
Other	0.0	0.0	0.0	0.0	0.0	0.0	0.0	0.0	0.0	0.0	0.0	0.0	0.0
Alberta Commercial	0.0	0.0	0.0	0.0	0.0	0.0	0.0	0.0	0.0	0.0	0.0	0.0	0.0
Alberta Industrial	0.0	0.0	0.0	0.0	0.0	0.0	0.0	0.0	0.0	0.0	0.0	0.0	0.0
Alberta Residential	0.0	0.0	0.0	0.0	0.0	0.0	0.0	0.0	0.0	0.0	0.0	0.0	0.0
Alberta Elec.Generation	0.0	0.0	0.0	0.0	0.0	0.0	0.0	0.0	0.0	0.0	0.0	0.0	0.0
Shrinkage													
Acid Gas	0.0	0.0	0.0	0.0	0.0	0.0	0.0	0.0	0.0	0.0	0.0	0.0	0.0
Other products	7.8	5.2	7.4	6.3	2.9	0.0	0.0	0.0	0.0	0.0	0.0	0.0	29.6
Fuel	69.0	63.1	69.7	67.7	70.2	0.0	0.0	0.0	0.0	0.0	0.0	0.0	339.7
Flared	0.0	0.0	0.0	0.0	0.0	0.0	0.0	0.0	0.0	0.0	0.0	0.0	0.0
Vented	1.8	1.7	1.9	1.9	1.9	0.0	0.0	0.0	0.0	0.0	0.0	0.0	9.2
Diff and Other	-1.5	6.6	0.1	52.4	28.0	0.0	0.0	0.0	0.0	0.0	0.0	0.0	85.6
Process and Frac													
Pentanes Plus	37.6	25.0	35.6	30.5	13.9	0.0	0.0	0.0	0.0	0.0	0.0	0.0	142.6
Propane	0.0	0.0	0.0	0.0	0.0	0.0	0.0	0.0	0.0	0.0	0.0	0.0	0.0
Butanes	0.0	0.0	0.0	0.0	0.0	0.0	0.0	0.0	0.0	0.0	0.0	0.0	0.0
Ethane	0.0	0.0	0.0	0.0	0.0	0.0	0.0	0.0	0.0	0.0	0.0	0.0	0.0
NGL MIX	0.0	0.0	0.0	0.0	0.0	0.0	0.0	0.0	0.0	0.0	0.0	0.0	0.0
Sulphur	0.0	0.0	0.0	0.0	0.0	0.0	0.0	0.0	0.0	0.0	0.0	0.0	0.0
Sulphur Closing Inv	0.0	0.0	0.0	0.0	0.0	0.0	0.0	0.0	0.0	0.0	0.0	0.0	0.0

Unit of Measurement: Gas and Gas equivalent products: 1000m3, Liquids: m3, Sulphur: MTS

VPR6200

Facility ID ABGS0143346

Facility Name 08-19-055-15W5 Compressor

Facility Licence # 12457

Facility Operator A5RX BEC

Production Month	202001	202002	202003	202004	202005	202006	202007	202008	202009	202010	202011	202012	Totals
Receipts													
Receipts from Alberta Facilities	347.6	223.5	230.5	207.4	196.0	0.0	0.0	0.0	0.0	0.0	0.0	0.0	1,205.0
Receipts from Non-Alberta Facilities	0.0	0.0	0.0	0.0	0.0	0.0	0.0	0.0	0.0	0.0	0.0	0.0	0.0
Dispositions													
Disposition Battery	202.2	64.4	65.0	43.4	28.3	0.0	0.0	0.0	0.0	0.0	0.0	0.0	403.3
Gas Gathering System	138.6	141.7	146.7	145.9	149.8	0.0	0.0	0.0	0.0	0.0	0.0	0.0	722.7
Gas Plant	0.0	0.0	0.0	0.0	0.0	0.0	0.0	0.0	0.0	0.0	0.0	0.0	0.0
Injection Facility	0.0	0.0	0.0	0.0	0.0	0.0	0.0	0.0	0.0	0.0	0.0	0.0	0.0
Meter Station	0.0	0.0	0.0	0.0	0.0	0.0	0.0	0.0	0.0	0.0	0.0	0.0	0.0
Other	0.0	0.0	0.0	0.0	0.0	0.0	0.0	0.0	0.0	0.0	0.0	0.0	0.0
Alberta Commercial	0.0	0.0	0.0	0.0	0.0	0.0	0.0	0.0	0.0	0.0	0.0	0.0	0.0
Alberta Industrial	0.0	0.0	0.0	0.0	0.0	0.0	0.0	0.0	0.0	0.0	0.0	0.0	0.0
Alberta Residential	0.0	0.0	0.0	0.0	0.0	0.0	0.0	0.0	0.0	0.0	0.0	0.0	0.0
Alberta Elec.Generation	0.0	0.0	0.0	0.0	0.0	0.0	0.0	0.0	0.0	0.0	0.0	0.0	0.0
Shrinkage Acid Gas	0.0	0.0	0.0	0.0	0.0	0.0	0.0	0.0	0.0	0.0	0.0	0.0	0.0
Other products	1.5	0.0	1.3	0.9	0.9	0.0	0.0	0.0	0.0	0.0	0.0	0.0	4.6
Fuel	6.4	14.7	15.9	15.3	15.1	0.0	0.0	0.0	0.0	0.0	0.0	0.0	67.4
Flared	0.0	0.0	0.0	0.0	0.0	0.0	0.0	0.0	0.0	0.0	0.0	0.0	0.0
Vented	0.4	2.7	2.9	2.8	2.8	0.0	0.0	0.0	0.0	0.0	0.0	0.0	11.6
Diff and Other	-1.5	0.0	-1.3	-0.9	-0.9	0.0	0.0	0.0	0.0	0.0	0.0	0.0	-4.6
Process and Frac													
Pentanes Plus	7.1	0.0	6.4	4.3	4.5	0.0	0.0	0.0	0.0	0.0	0.0	0.0	22.3
Propane	0.0	0.0	0.0	0.0	0.0	0.0	0.0	0.0	0.0	0.0	0.0	0.0	0.0
Butanes	0.0	0.0	0.0	0.0	0.0	0.0	0.0	0.0	0.0	0.0	0.0	0.0	0.0
Ethane	0.0	0.0	0.0	0.0	0.0	0.0	0.0	0.0	0.0	0.0	0.0	0.0	0.0
NGL MIX	0.0	0.0	0.0	0.0	0.0	0.0	0.0	0.0	0.0	0.0	0.0	0.0	0.0
Sulphur	0.0	0.0	0.0	0.0	0.0	0.0	0.0	0.0	0.0	0.0	0.0	0.0	0.0
Sulphur Closing Inv	0.0	0.0	0.0	0.0	0.0	0.0	0.0	0.0	0.0	0.0	0.0	0.0	0.0

Unit of Measurement: Gas and Gas equivalent products: 1000m3, Liquids: m3, Sulphur: MTS

VPR6200

Facility ID ABGS0143408

Facility Name Bashaw GS 00/12-32-041-20W4

Facility Licence # 38101

Facility Operator A517 LONG RUN

Production Month	202001	202002	202003	202004	202005	202006	202007	202008	202009	202010	202011	202012	Totals
Receipts													
Receipts from Alberta Facilities	656.3	605.8	652.6	596.0	432.8	0.0	0.0	0.0	0.0	0.0	0.0	0.0	2,943.5
Receipts from Non-Alberta Facilities	0.0	0.0	0.0	0.0	0.0	0.0	0.0	0.0	0.0	0.0	0.0	0.0	0.0
Dispositions													
Disposition													
Battery	0.0	0.0	0.0	0.0	0.0	0.0	0.0	0.0	0.0	0.0	0.0	0.0	0.0
Gas Gathering System	0.0	0.0	0.0	0.0	0.0	0.0	0.0	0.0	0.0	0.0	0.0	0.0	0.0
Gas Plant	581.2	531.4	553.3	514.7	365.2	0.0	0.0	0.0	0.0	0.0	0.0	0.0	2,545.8
Injection Facility	0.0	0.0	0.0	0.0	0.0	0.0	0.0	0.0	0.0	0.0	0.0	0.0	0.0
Meter Station	0.0	0.0	0.0	0.0	0.0	0.0	0.0	0.0	0.0	0.0	0.0	0.0	0.0
Other	0.0	0.0	0.0	0.0	0.0	0.0	0.0	0.0	0.0	0.0	0.0	0.0	0.0
Alberta Commercial	0.0	0.0	0.0	0.0	0.0	0.0	0.0	0.0	0.0	0.0	0.0	0.0	0.0
Alberta Industrial	0.0	0.0	0.0	0.0	0.0	0.0	0.0	0.0	0.0	0.0	0.0	0.0	0.0
Alberta Residential	0.0	0.0	0.0	0.0	0.0	0.0	0.0	0.0	0.0	0.0	0.0	0.0	0.0
Alberta Elec.Generation	0.0	0.0	0.0	0.0	0.0	0.0	0.0	0.0	0.0	0.0	0.0	0.0	0.0
Shrinkage													
Acid Gas	0.0	0.0	0.0	0.0	0.0	0.0	0.0	0.0	0.0	0.0	0.0	0.0	0.0
Other products	0.0	0.4	0.2	0.1	0.2	0.0	0.0	0.0	0.0	0.0	0.0	0.0	0.9
Fuel	78.9	73.0	96.0	74.0	52.1	0.0	0.0	0.0	0.0	0.0	0.0	0.0	374.0
Flared	0.2	0.1	0.1	0.1	0.1	0.0	0.0	0.0	0.0	0.0	0.0	0.0	0.6
Vented	0.0	0.0	0.0	0.0	0.0	0.0	0.0	0.0	0.0	0.0	0.0	0.0	0.0
Diff and Other	-4.0	0.9	3.0	7.1	15.2	0.0	0.0	0.0	0.0	0.0	0.0	0.0	22.2
Process and Frac													
Pentanes Plus	0.0	1.9	1.0	0.4	1.0	0.0	0.0	0.0	0.0	0.0	0.0	0.0	4.3
Propane	0.0	0.0	0.0	0.0	0.0	0.0	0.0	0.0	0.0	0.0	0.0	0.0	0.0
Butanes	0.0	0.0	0.0	0.0	0.0	0.0	0.0	0.0	0.0	0.0	0.0	0.0	0.0
Ethane	0.0	0.0	0.0	0.0	0.0	0.0	0.0	0.0	0.0	0.0	0.0	0.0	0.0
NGL MIX	0.0	0.0	0.0	0.0	0.0	0.0	0.0	0.0	0.0	0.0	0.0	0.0	0.0
Sulphur	0.0	0.0	0.0	0.0	0.0	0.0	0.0	0.0	0.0	0.0	0.0	0.0	0.0
Sulphur Closing Inv	0.0	0.0	0.0	0.0	0.0	0.0	0.0	0.0	0.0	0.0	0.0	0.0	0.0

Unit of Measurement: Gas and Gas equivalent products: 1000m3, Liquids: m3, Sulphur: MTS

VPR6200

Facility ID ABGS0143615

Facility Name PINE CK 04-25-058-19 W5 COMP

Facility Licence # 13397

Facility Operator A5RX BEC

Production Month	202001	202002	202003	202004	202005	202006	202007	202008	202009	202010	202011	202012	Totals
Receipts													
Receipts from Alberta Facilities	5,141.8	4,730.5	4,729.9	4,749.2	4,759.9	0.0	0.0	0.0	0.0	0.0	0.0	0.0	24,111.3
Receipts from Non-Alberta Facilities	0.0	0.0	0.0	0.0	0.0	0.0	0.0	0.0	0.0	0.0	0.0	0.0	0.0
Dispositions													
Disposition													
Battery	0.0	0.0	0.0	0.0	0.0	0.0	0.0	0.0	0.0	0.0	0.0	0.0	0.0
Gas Gathering System	4,983.1	4,568.0	4,755.2	4,605.9	4,635.0	0.0	0.0	0.0	0.0	0.0	0.0	0.0	23,547.2
Gas Plant	0.0	0.0	0.0	0.0	0.0	0.0	0.0	0.0	0.0	0.0	0.0	0.0	0.0
Injection Facility	0.0	0.0	0.0	0.0	0.0	0.0	0.0	0.0	0.0	0.0	0.0	0.0	0.0
Meter Station	0.0	0.0	0.0	0.0	0.0	0.0	0.0	0.0	0.0	0.0	0.0	0.0	0.0
Other	0.0	0.0	0.0	0.0	0.0	0.0	0.0	0.0	0.0	0.0	0.0	0.0	0.0
Alberta Commercial	0.0	0.0	0.0	0.0	0.0	0.0	0.0	0.0	0.0	0.0	0.0	0.0	0.0
Alberta Industrial	0.0	0.0	0.0	0.0	0.0	0.0	0.0	0.0	0.0	0.0	0.0	0.0	0.0
Alberta Residential	0.0	0.0	0.0	0.0	0.0	0.0	0.0	0.0	0.0	0.0	0.0	0.0	0.0
Alberta Elec.Generation	0.0	0.0	0.0	0.0	0.0	0.0	0.0	0.0	0.0	0.0	0.0	0.0	0.0
Shrinkage													
Acid Gas	0.0	0.0	0.0	0.0	0.0	0.0	0.0	0.0	0.0	0.0	0.0	0.0	0.0
Other products	1.2	0.0	2.8	1.9	0.0	0.0	0.0	0.0	0.0	0.0	0.0	0.0	5.9
Fuel	120.2	101.3	111.1	105.7	111.4	0.0	0.0	0.0	0.0	0.0	0.0	0.0	549.7
Flared	0.0	0.0	0.0	0.0	0.0	0.0	0.0	0.0	0.0	0.0	0.0	0.0	0.0
Vented	0.0	1.8	0.0	0.0	0.0	0.0	0.0	0.0	0.0	0.0	0.0	0.0	1.8
Diff and Other	37.3	59.4	-139.2	35.7	13.5	0.0	0.0	0.0	0.0	0.0	0.0	0.0	6.7
Process and Frac													
Pentanes Plus	6.0	0.0	13.6	9.4	0.0	0.0	0.0	0.0	0.0	0.0	0.0	0.0	29.0
Propane	0.0	0.0	0.0	0.0	0.0	0.0	0.0	0.0	0.0	0.0	0.0	0.0	0.0
Butanes	0.0	0.0	0.0	0.0	0.0	0.0	0.0	0.0	0.0	0.0	0.0	0.0	0.0
Ethane	0.0	0.0	0.0	0.0	0.0	0.0	0.0	0.0	0.0	0.0	0.0	0.0	0.0
NGL MIX	0.0	0.0	0.0	0.0	0.0	0.0	0.0	0.0	0.0	0.0	0.0	0.0	0.0
Sulphur	0.0	0.0	0.0	0.0	0.0	0.0	0.0	0.0	0.0	0.0	0.0	0.0	0.0
Sulphur Closing Inv	0.0	0.0	0.0	0.0	0.0	0.0	0.0	0.0	0.0	0.0	0.0	0.0	0.0

Unit of Measurement: Gas and Gas equivalent products: 1000m3, Liquids: m3, Sulphur: MTS

VPR6200

Facility ID ABGS0143888

Facility Name ARC PCOUBE 1-21-80-12W6 GS

Facility Licence # 49570

Facility Operator 0G30 ARC

Production Month	202001	202002	202003	202004	202005	202006	202007	202008	202009	202010	202011	202012	Totals
Receipts													
Receipts from Alberta Facilities	3,446.5	3,217.6	3,218.6	3,056.1	2,710.2	0.0	0.0	0.0	0.0	0.0	0.0	0.0	15,649.0
Receipts from Non-Alberta Facilities	0.0	0.0	0.0	0.0	0.0	0.0	0.0	0.0	0.0	0.0	0.0	0.0	0.0
Dispositions													
Disposition													
Battery	0.0	0.0	0.0	0.0	0.0	0.0	0.0	0.0	0.0	0.0	0.0	0.0	0.0
Gas Gathering System	3,487.9	3,234.4	3,268.9	3,048.9	2,718.1	0.0	0.0	0.0	0.0	0.0	0.0	0.0	15,758.2
Gas Plant	0.0	0.0	0.0	0.0	0.0	0.0	0.0	0.0	0.0	0.0	0.0	0.0	0.0
Injection Facility	0.0	0.0	0.0	0.0	0.0	0.0	0.0	0.0	0.0	0.0	0.0	0.0	0.0
Meter Station	0.0	0.0	0.0	0.0	0.0	0.0	0.0	0.0	0.0	0.0	0.0	0.0	0.0
Other	0.0	0.0	0.0	0.0	0.0	0.0	0.0	0.0	0.0	0.0	0.0	0.0	0.0
Alberta Commercial	0.0	0.0	0.0	0.0	0.0	0.0	0.0	0.0	0.0	0.0	0.0	0.0	0.0
Alberta Industrial	0.0	0.0	0.0	0.0	0.0	0.0	0.0	0.0	0.0	0.0	0.0	0.0	0.0
Alberta Residential	0.0	0.0	0.0	0.0	0.0	0.0	0.0	0.0	0.0	0.0	0.0	0.0	0.0
Alberta Elec.Generation	0.0	0.0	0.0	0.0	0.0	0.0	0.0	0.0	0.0	0.0	0.0	0.0	0.0
Shrinkage													
Acid Gas	0.0	0.0	0.0	0.0	0.0	0.0	0.0	0.0	0.0	0.0	0.0	0.0	0.0
Other products	95.8	86.4	79.8	90.3	67.1	0.0	0.0	0.0	0.0	0.0	0.0	0.0	419.4
Fuel	0.0	0.0	0.0	0.0	0.0	0.0	0.0	0.0	0.0	0.0	0.0	0.0	0.0
Flared	0.0	0.0	0.0	0.0	0.0	0.0	0.0	0.0	0.0	0.0	0.0	0.0	0.0
Vented	0.0	0.0	0.0	0.0	0.0	0.0	0.0	0.0	0.0	0.0	0.0	0.0	0.0
Diff and Other	-137.2	-103.2	-130.1	-83.1	-75.0	0.0	0.0	0.0	0.0	0.0	0.0	0.0	-528.6
Process and Frac													
Pentanes Plus	463.6	418.0	386.2	437.1	324.8	0.0	0.0	0.0	0.0	0.0	0.0	0.0	2,029.7
Propane	0.0	0.0	0.0	0.0	0.0	0.0	0.0	0.0	0.0	0.0	0.0	0.0	0.0
Butanes	0.0	0.0	0.0	0.0	0.0	0.0	0.0	0.0	0.0	0.0	0.0	0.0	0.0
Ethane	0.0	0.0	0.0	0.0	0.0	0.0	0.0	0.0	0.0	0.0	0.0	0.0	0.0
NGL MIX	0.0	0.0	0.0	0.0	0.0	0.0	0.0	0.0	0.0	0.0	0.0	0.0	0.0
Sulphur	0.0	0.0	0.0	0.0	0.0	0.0	0.0	0.0	0.0	0.0	0.0	0.0	0.0
Sulphur Closing Inv	0.0	0.0	0.0	0.0	0.0	0.0	0.0	0.0	0.0	0.0	0.0	0.0	0.0

Unit of Measurement: Gas and Gas equivalent products: 1000m3, Liquids: m3, Sulphur: MTS

VPR6200

Facility ID ABGS0144050

Facility Name WASKAHIGAN MGS 10-29-062-23W5

Facility Licence # 49312

Facility Operator A5A3 PEMBINA GASSER

Production Month	202001	202002	202003	202004	202005	202006	202007	202008	202009	202010	202011	202012	Totals
Receipts													
Receipts from Alberta Facilities	29,640.0	26,228.0	26,489.3	25,592.4	25,070.6	0.0	0.0	0.0	0.0	0.0	0.0	0.0	133,020.3
Receipts from Non-Alberta Facilities	0.0	0.0	0.0	0.0	0.0	0.0	0.0	0.0	0.0	0.0	0.0	0.0	0.0
Dispositions													
Disposition													
Battery	0.0	0.0	0.0	0.0	0.0	0.0	0.0	0.0	0.0	0.0	0.0	0.0	0.0
Gas Gathering System	26,984.0	24,242.5	24,260.5	23,545.4	23,085.6	0.0	0.0	0.0	0.0	0.0	0.0	0.0	122,118.0
Gas Plant	0.0	0.0	0.0	0.0	0.0	0.0	0.0	0.0	0.0	0.0	0.0	0.0	0.0
Injection Facility	0.0	0.0	0.0	0.0	0.0	0.0	0.0	0.0	0.0	0.0	0.0	0.0	0.0
Meter Station	0.0	0.0	0.0	0.0	0.0	0.0	0.0	0.0	0.0	0.0	0.0	0.0	0.0
Other	0.0	0.0	0.0	0.0	0.0	0.0	0.0	0.0	0.0	0.0	0.0	0.0	0.0
Alberta Commercial	0.0	0.0	0.0	0.0	0.0	0.0	0.0	0.0	0.0	0.0	0.0	0.0	0.0
Alberta Industrial	0.0	0.0	0.0	0.0	0.0	0.0	0.0	0.0	0.0	0.0	0.0	0.0	0.0
Alberta Residential	0.0	0.0	0.0	0.0	0.0	0.0	0.0	0.0	0.0	0.0	0.0	0.0	0.0
Alberta Elec.Generation	0.0	0.0	0.0	0.0	0.0	0.0	0.0	0.0	0.0	0.0	0.0	0.0	0.0
Shrinkage													
Acid Gas	0.0	0.0	0.0	0.0	0.0	0.0	0.0	0.0	0.0	0.0	0.0	0.0	0.0
Other products	3,003.9	2,607.5	2,530.9	2,370.8	2,337.1	0.0	0.0	0.0	0.0	0.0	0.0	0.0	12,850.2
Fuel	602.9	541.7	768.5	516.3	545.4	0.0	0.0	0.0	0.0	0.0	0.0	0.0	2,974.8
Flared	22.8	22.9	17.8	21.1	21.8	0.0	0.0	0.0	0.0	0.0	0.0	0.0	106.4
Vented	4.9	4.6	0.1	0.1	0.1	0.0	0.0	0.0	0.0	0.0	0.0	0.0	9.8
Diff and Other	-978.5	-1,191.2	-1,088.5	-861.3	-919.4	0.0	0.0	0.0	0.0	0.0	0.0	0.0	-5,038.9
Process and Frac													
Pentanes Plus	14,534.7	12,616.7	12,246.1	11,471.5	11,308.3	0.0	0.0	0.0	0.0	0.0	0.0	0.0	62,177.3
Propane	0.0	0.0	0.0	0.0	0.0	0.0	0.0	0.0	0.0	0.0	0.0	0.0	0.0
Butanes	0.0	0.0	0.0	0.0	0.0	0.0	0.0	0.0	0.0	0.0	0.0	0.0	0.0
Ethane	0.0	0.0	0.0	0.0	0.0	0.0	0.0	0.0	0.0	0.0	0.0	0.0	0.0
NGL MIX	0.0	0.0	0.0	0.0	0.0	0.0	0.0	0.0	0.0	0.0	0.0	0.0	0.0
Sulphur	0.0	0.0	0.0	0.0	0.0	0.0	0.0	0.0	0.0	0.0	0.0	0.0	0.0
Sulphur Closing Inv	0.0	0.0	0.0	0.0	0.0	0.0	0.0	0.0	0.0	0.0	0.0	0.0	0.0

Unit of Measurement: Gas and Gas equivalent products: 1000m3, Liquids: m3, Sulphur: MTS

VPR6200

Facility ID ABGS0144211

Facility Name TAQA NORTH 02-22 Gas Group Inlet Sep

Facility Licence # 20479

Facility Operator A2TG TQN

Production Month	202001	202002	202003	202004	202005	202006	202007	202008	202009	202010	202011	202012	Totals
Receipts													
Receipts from Alberta Facilities	3,268.9	3,582.6	3,869.1	3,492.9	3,309.5	0.0	0.0	0.0	0.0	0.0	0.0	0.0	17,523.0
Receipts from Non-Alberta Facilities	0.0	0.0	0.0	0.0	0.0	0.0	0.0	0.0	0.0	0.0	0.0	0.0	0.0
Dispositions													
Disposition													
Battery	0.0	0.0	0.0	0.0	0.0	0.0	0.0	0.0	0.0	0.0	0.0	0.0	0.0
Gas Gathering System	3,174.7	3,363.7	3,643.3	3,441.8	3,209.9	0.0	0.0	0.0	0.0	0.0	0.0	0.0	16,833.4
Gas Plant	0.0	0.0	0.0	0.0	0.0	0.0	0.0	0.0	0.0	0.0	0.0	0.0	0.0
Injection Facility	0.0	0.0	0.0	0.0	0.0	0.0	0.0	0.0	0.0	0.0	0.0	0.0	0.0
Meter Station	0.0	0.0	0.0	0.0	0.0	0.0	0.0	0.0	0.0	0.0	0.0	0.0	0.0
Other	0.0	0.0	0.0	0.0	0.0	0.0	0.0	0.0	0.0	0.0	0.0	0.0	0.0
Alberta Commercial	0.0	0.0	0.0	0.0	0.0	0.0	0.0	0.0	0.0	0.0	0.0	0.0	0.0
Alberta Industrial	0.0	0.0	0.0	0.0	0.0	0.0	0.0	0.0	0.0	0.0	0.0	0.0	0.0
Alberta Residential	0.0	0.0	0.0	0.0	0.0	0.0	0.0	0.0	0.0	0.0	0.0	0.0	0.0
Alberta Elec.Generation	0.0	0.0	0.0	0.0	0.0	0.0	0.0	0.0	0.0	0.0	0.0	0.0	0.0
Shrinkage													
Acid Gas	0.0	0.0	0.0	0.0	0.0	0.0	0.0	0.0	0.0	0.0	0.0	0.0	0.0
Other products	0.2	0.6	0.8	0.5	0.1	0.0	0.0	0.0	0.0	0.0	0.0	0.0	2.2
Fuel	0.0	0.0	0.0	0.0	0.0	0.0	0.0	0.0	0.0	0.0	0.0	0.0	0.0
Flared	0.0	0.0	0.0	0.0	0.0	0.0	0.0	0.0	0.0	0.0	0.0	0.0	0.0
Vented	0.0	0.0	0.0	0.0	0.0	0.0	0.0	0.0	0.0	0.0	0.0	0.0	0.0
Diff and Other	94.0	218.3	225.0	50.6	99.5	0.0	0.0	0.0	0.0	0.0	0.0	0.0	687.4
Process and Frac													
Pentanes Plus	1.2	2.8	3.9	2.2	0.4	0.0	0.0	0.0	0.0	0.0	0.0	0.0	10.5
Propane	0.0	0.0	0.0	0.0	0.0	0.0	0.0	0.0	0.0	0.0	0.0	0.0	0.0
Butanes	0.0	0.0	0.0	0.0	0.0	0.0	0.0	0.0	0.0	0.0	0.0	0.0	0.0
Ethane	0.0	0.0	0.0	0.0	0.0	0.0	0.0	0.0	0.0	0.0	0.0	0.0	0.0
NGL MIX	0.0	0.0	0.0	0.0	0.0	0.0	0.0	0.0	0.0	0.0	0.0	0.0	0.0
Sulphur	0.0	0.0	0.0	0.0	0.0	0.0	0.0	0.0	0.0	0.0	0.0	0.0	0.0
Sulphur Closing Inv	0.0	0.0	0.0	0.0	0.0	0.0	0.0	0.0	0.0	0.0	0.0	0.0	0.0

Unit of Measurement: Gas and Gas equivalent products: 1000m3, Liquids: m3, Sulphur: MTS

VPR6200

Facility ID ABGS0144890
Facility Licence # 12191

Facility Name BEC EDSON 11-32-52-16
Facility Operator A5RX BEC

Production Month	202001	202002	202003	202004	202005	202006	202007	202008	202009	202010	202011	202012	Totals
Receipts													
Receipts from Alberta Facilities	2,727.3	4,209.9	8,550.2	8,241.2	8,391.8	0.0	0.0	0.0	0.0	0.0	0.0	0.0	32,120.4
Receipts from Non-Alberta Facilities	0.0	0.0	0.0	0.0	0.0	0.0	0.0	0.0	0.0	0.0	0.0	0.0	0.0
Dispositions													
Disposition													
Battery	224.0	97.7	31.0	26.2	147.1	0.0	0.0	0.0	0.0	0.0	0.0	0.0	526.0
Gas Gathering System	2,431.3	3,784.4	8,133.8	7,907.8	7,763.2	0.0	0.0	0.0	0.0	0.0	0.0	0.0	30,020.5
Gas Plant	0.0	0.0	0.0	0.0	0.0	0.0	0.0	0.0	0.0	0.0	0.0	0.0	0.0
Injection Facility	0.0	0.0	0.0	0.0	0.0	0.0	0.0	0.0	0.0	0.0	0.0	0.0	0.0
Meter Station	0.0	0.0	0.0	0.0	0.0	0.0	0.0	0.0	0.0	0.0	0.0	0.0	0.0
Other	0.0	0.0	0.0	0.0	0.0	0.0	0.0	0.0	0.0	0.0	0.0	0.0	0.0
Alberta Commercial	0.0	0.0	0.0	0.0	0.0	0.0	0.0	0.0	0.0	0.0	0.0	0.0	0.0
Alberta Industrial	0.0	0.0	0.0	0.0	0.0	0.0	0.0	0.0	0.0	0.0	0.0	0.0	0.0
Alberta Residential	0.0	0.0	0.0	0.0	0.0	0.0	0.0	0.0	0.0	0.0	0.0	0.0	0.0
Alberta Elec.Generation	0.0	0.0	0.0	0.0	0.0	0.0	0.0	0.0	0.0	0.0	0.0	0.0	0.0
Shrinkage													
Acid Gas	0.0	0.0	0.0	0.0	0.0	0.0	0.0	0.0	0.0	0.0	0.0	0.0	0.0
Other products	16.0	17.4	83.8	71.0	63.8	0.0	0.0	0.0	0.0	0.0	0.0	0.0	252.0
Fuel	121.2	125.3	206.9	201.0	208.0	0.0	0.0	0.0	0.0	0.0	0.0	0.0	862.4
Flared	0.5	0.5	0.5	0.5	0.5	0.0	0.0	0.0	0.0	0.0	0.0	0.0	2.5
Vented	9.8	4.2	6.4	5.5	4.9	0.0	0.0	0.0	0.0	0.0	0.0	0.0	30.8
Diff and Other	-75.5	180.4	87.8	29.2	204.3	0.0	0.0	0.0	0.0	0.0	0.0	0.0	426.2
Process and Frac													
Pentanes Plus	77.5	84.4	405.4	343.5	308.5	0.0	0.0	0.0	0.0	0.0	0.0	0.0	1,219.3
Propane	0.0	0.0	0.0	0.0	0.0	0.0	0.0	0.0	0.0	0.0	0.0	0.0	0.0
Butanes	0.0	0.0	0.0	0.0	0.0	0.0	0.0	0.0	0.0	0.0	0.0	0.0	0.0
Ethane	0.0	0.0	0.0	0.0	0.0	0.0	0.0	0.0	0.0	0.0	0.0	0.0	0.0
NGL MIX	0.0	0.0	0.0	0.0	0.0	0.0	0.0	0.0	0.0	0.0	0.0	0.0	0.0
Sulphur	0.0	0.0	0.0	0.0	0.0	0.0	0.0	0.0	0.0	0.0	0.0	0.0	0.0
Sulphur Closing Inv	0.0	0.0	0.0	0.0	0.0	0.0	0.0	0.0	0.0	0.0	0.0	0.0	0.0

Unit of Measurement: Gas and Gas equivalent products: 1000m3, Liquids: m3, Sulphur: MTS

VPR6200

Facility ID ABGS0145324

Facility Name Velvet Pembina 02/13-18-049-12W5 GS

Facility Licence # 49898

Facility Operator OYT7 MANCAL

Production Month	202001	202002	202003	202004	202005	202006	202007	202008	202009	202010	202011	202012	Totals
Receipts													
Receipts from Alberta Facilities	357.3	346.2	377.2	355.2	352.3	0.0	0.0	0.0	0.0	0.0	0.0	0.0	1,788.2
Receipts from Non-Alberta Facilities	0.0	0.0	0.0	0.0	0.0	0.0	0.0	0.0	0.0	0.0	0.0	0.0	0.0
Dispositions													
Disposition													
Battery	0.0	0.0	0.0	0.0	0.0	0.0	0.0	0.0	0.0	0.0	0.0	0.0	0.0
Gas Gathering System	318.4	317.9	334.9	313.3	323.4	0.0	0.0	0.0	0.0	0.0	0.0	0.0	1,607.9
Gas Plant	0.0	0.0	0.0	0.0	0.0	0.0	0.0	0.0	0.0	0.0	0.0	0.0	0.0
Injection Facility	0.0	0.0	0.0	0.0	0.0	0.0	0.0	0.0	0.0	0.0	0.0	0.0	0.0
Meter Station	0.0	0.0	0.0	0.0	0.0	0.0	0.0	0.0	0.0	0.0	0.0	0.0	0.0
Other	0.0	0.0	0.0	0.0	0.0	0.0	0.0	0.0	0.0	0.0	0.0	0.0	0.0
Alberta Commercial	0.0	0.0	0.0	0.0	0.0	0.0	0.0	0.0	0.0	0.0	0.0	0.0	0.0
Alberta Industrial	0.0	0.0	0.0	0.0	0.0	0.0	0.0	0.0	0.0	0.0	0.0	0.0	0.0
Alberta Residential	0.0	0.0	0.0	0.0	0.0	0.0	0.0	0.0	0.0	0.0	0.0	0.0	0.0
Alberta Elec.Generation	0.0	0.0	0.0	0.0	0.0	0.0	0.0	0.0	0.0	0.0	0.0	0.0	0.0
Shrinkage													
Acid Gas	0.0	0.0	0.0	0.0	0.0	0.0	0.0	0.0	0.0	0.0	0.0	0.0	0.0
Other products	10.6	11.7	12.6	12.2	11.2	0.0	0.0	0.0	0.0	0.0	0.0	0.0	58.3
Fuel	28.3	26.6	29.7	29.7	28.9	0.0	0.0	0.0	0.0	0.0	0.0	0.0	143.2
Flared	0.0	0.0	0.0	0.0	0.0	0.0	0.0	0.0	0.0	0.0	0.0	0.0	0.0
Vented	0.0	0.0	0.0	0.0	0.0	0.0	0.0	0.0	0.0	0.0	0.0	0.0	0.0
Diff and Other	0.0	-10.0	0.0	0.0	-11.2	0.0	0.0	0.0	0.0	0.0	0.0	0.0	-21.2
Process and Frac													
Pentanes Plus	51.1	56.7	60.8	59.2	54.2	0.0	0.0	0.0	0.0	0.0	0.0	0.0	282.0
Propane	0.0	0.0	0.0	0.0	0.0	0.0	0.0	0.0	0.0	0.0	0.0	0.0	0.0
Butanes	0.0	0.0	0.0	0.0	0.0	0.0	0.0	0.0	0.0	0.0	0.0	0.0	0.0
Ethane	0.0	0.0	0.0	0.0	0.0	0.0	0.0	0.0	0.0	0.0	0.0	0.0	0.0
NGL MIX	0.0	0.0	0.0	0.0	0.0	0.0	0.0	0.0	0.0	0.0	0.0	0.0	0.0
Sulphur	0.0	0.0	0.0	0.0	0.0	0.0	0.0	0.0	0.0	0.0	0.0	0.0	0.0
Sulphur Closing Inv	0.0	0.0	0.0	0.0	0.0	0.0	0.0	0.0	0.0	0.0	0.0	0.0	0.0

Unit of Measurement: Gas and Gas equivalent products: 1000m3, Liquids: m3, Sulphur: MTS

VPR6200

Facility ID ABGS0145538

Facility Name Berland 06-31-060-24W5 GWPO Comp GGS

Facility Licence # 33684

Facility Operator A5D4 CVE

Production Month	202001	202002	202003	202004	202005	202006	202007	202008	202009	202010	202011	202012	Totals
Receipts													
Receipts from Alberta Facilities	10,162.6	11,172.4	11,725.3	10,576.8	0.0	0.0	0.0	0.0	0.0	0.0	0.0	0.0	43,637.1
Receipts from Non-Alberta Facilities	0.0	0.0	0.0	0.0	0.0	0.0	0.0	0.0	0.0	0.0	0.0	0.0	0.0
Dispositions													
Disposition													
Battery	0.0	0.0	0.0	0.0	0.0	0.0	0.0	0.0	0.0	0.0	0.0	0.0	0.0
Gas Gathering System	9,862.5	10,858.8	11,411.2	10,290.6	0.0	0.0	0.0	0.0	0.0	0.0	0.0	0.0	42,423.1
Gas Plant	0.0	0.0	0.0	0.0	0.0	0.0	0.0	0.0	0.0	0.0	0.0	0.0	0.0
Injection Facility	0.0	0.0	0.0	0.0	0.0	0.0	0.0	0.0	0.0	0.0	0.0	0.0	0.0
Meter Station	0.0	0.0	0.0	0.0	0.0	0.0	0.0	0.0	0.0	0.0	0.0	0.0	0.0
Other	0.0	0.0	0.0	0.0	0.0	0.0	0.0	0.0	0.0	0.0	0.0	0.0	0.0
Alberta Commercial	0.0	0.0	0.0	0.0	0.0	0.0	0.0	0.0	0.0	0.0	0.0	0.0	0.0
Alberta Industrial	0.0	0.0	0.0	0.0	0.0	0.0	0.0	0.0	0.0	0.0	0.0	0.0	0.0
Alberta Residential	0.0	0.0	0.0	0.0	0.0	0.0	0.0	0.0	0.0	0.0	0.0	0.0	0.0
Alberta Elec.Generation	0.0	0.0	0.0	0.0	0.0	0.0	0.0	0.0	0.0	0.0	0.0	0.0	0.0
Shrinkage													
Acid Gas	0.0	0.0	0.0	0.0	0.0	0.0	0.0	0.0	0.0	0.0	0.0	0.0	0.0
Other products	1.5	5.1	0.0	0.0	0.0	0.0	0.0	0.0	0.0	0.0	0.0	0.0	6.6
Fuel	292.5	306.7	307.0	279.0	0.0	0.0	0.0	0.0	0.0	0.0	0.0	0.0	1,185.2
Flared	0.0	0.0	0.0	0.0	0.0	0.0	0.0	0.0	0.0	0.0	0.0	0.0	0.0
Vented	7.6	6.9	7.1	7.2	0.0	0.0	0.0	0.0	0.0	0.0	0.0	0.0	28.8
Diff and Other	-1.5	-5.1	0.0	0.0	0.0	0.0	0.0	0.0	0.0	0.0	0.0	0.0	-6.6
Process and Frac													
Pentanes Plus	7.3	24.9	0.0	0.0	0.0	0.0	0.0	0.0	0.0	0.0	0.0	0.0	32.2
Propane	0.0	0.0	0.0	0.0	0.0	0.0	0.0	0.0	0.0	0.0	0.0	0.0	0.0
Butanes	0.0	0.0	0.0	0.0	0.0	0.0	0.0	0.0	0.0	0.0	0.0	0.0	0.0
Ethane	0.0	0.0	0.0	0.0	0.0	0.0	0.0	0.0	0.0	0.0	0.0	0.0	0.0
NGL MIX	0.0	0.0	0.0	0.0	0.0	0.0	0.0	0.0	0.0	0.0	0.0	0.0	0.0
Sulphur	0.0	0.0	0.0	0.0	0.0	0.0	0.0	0.0	0.0	0.0	0.0	0.0	0.0
Sulphur Closing Inv	0.0	0.0	0.0	0.0	0.0	0.0	0.0	0.0	0.0	0.0	0.0	0.0	0.0

Unit of Measurement: Gas and Gas equivalent products: 1000m3, Liquids: m3, Sulphur: MTS

VPR6200

Facility ID ABGS0145958

Facility Name Fox Creek Kaybob 05-33-063-20W5

Facility Licence # 49321

Facility Operator A2F0

Production Month	202001	202002	202003	202004	202005	202006	202007	202008	202009	202010	202011	202012	Totals
Receipts													
Receipts from Alberta Facilities	46,989.1	43,179.7	37,876.5	34,697.5	52,668.9	0.0	0.0	0.0	0.0	0.0	0.0	0.0	215,411.7
Receipts from Non-Alberta Facilities	0.0	0.0	0.0	0.0	0.0	0.0	0.0	0.0	0.0	0.0	0.0	0.0	0.0
Dispositions													
Disposition													
Battery	0.0	0.0	0.0	0.0	0.0	0.0	0.0	0.0	0.0	0.0	0.0	0.0	0.0
Gas Gathering System	40,118.9	36,871.8	32,814.8	28,734.0	43,141.8	0.0	0.0	0.0	0.0	0.0	0.0	0.0	181,681.3
Gas Plant	0.0	0.0	0.0	0.0	0.0	0.0	0.0	0.0	0.0	0.0	0.0	0.0	0.0
Injection Facility	0.0	0.0	0.0	0.0	0.0	0.0	0.0	0.0	0.0	0.0	0.0	0.0	0.0
Meter Station	0.0	0.0	0.0	0.0	0.0	0.0	0.0	0.0	0.0	0.0	0.0	0.0	0.0
Other	0.0	0.0	0.0	0.0	0.0	0.0	0.0	0.0	0.0	0.0	0.0	0.0	0.0
Alberta Commercial	0.0	0.0	0.0	0.0	0.0	0.0	0.0	0.0	0.0	0.0	0.0	0.0	0.0
Alberta Industrial	0.0	0.0	0.0	0.0	0.0	0.0	0.0	0.0	0.0	0.0	0.0	0.0	0.0
Alberta Residential	0.0	0.0	0.0	0.0	0.0	0.0	0.0	0.0	0.0	0.0	0.0	0.0	0.0
Alberta Elec.Generation	0.0	0.0	0.0	0.0	0.0	0.0	0.0	0.0	0.0	0.0	0.0	0.0	0.0
Shrinkage													
Acid Gas	0.0	0.0	0.0	0.0	0.0	0.0	0.0	0.0	0.0	0.0	0.0	0.0	0.0
Other products	10,447.2	9,233.1	7,969.2	8,562.7	13,547.3	0.0	0.0	0.0	0.0	0.0	0.0	0.0	49,759.5
Fuel	904.8	867.0	775.3	652.0	1,197.2	0.0	0.0	0.0	0.0	0.0	0.0	0.0	4,396.3
Flared	32.6	32.2	26.5	27.7	40.6	0.0	0.0	0.0	0.0	0.0	0.0	0.0	159.6
Vented	1.0	1.0	1.0	1.0	1.0	0.0	0.0	0.0	0.0	0.0	0.0	0.0	5.0
Diff and Other	-4,515.4	-3,825.4	-3,710.3	-3,279.9	-5,259.0	0.0	0.0	0.0	0.0	0.0	0.0	0.0	-20,590.0
Process and Frac													
Pentanes Plus	50,550.2	44,675.7	38,560.0	41,431.7	65,550.6	0.0	0.0	0.0	0.0	0.0	0.0	0.0	240,768.2
Propane	0.0	0.0	0.0	0.0	0.0	0.0	0.0	0.0	0.0	0.0	0.0	0.0	0.0
Butanes	0.0	0.0	0.0	0.0	0.0	0.0	0.0	0.0	0.0	0.0	0.0	0.0	0.0
Ethane	0.0	0.0	0.0	0.0	0.0	0.0	0.0	0.0	0.0	0.0	0.0	0.0	0.0
NGL MIX	0.0	0.0	0.0	0.0	0.0	0.0	0.0	0.0	0.0	0.0	0.0	0.0	0.0
Sulphur	0.0	0.0	0.0	0.0	0.0	0.0	0.0	0.0	0.0	0.0	0.0	0.0	0.0
Sulphur Closing Inv	0.0	0.0	0.0	0.0	0.0	0.0	0.0	0.0	0.0	0.0	0.0	0.0	0.0

Unit of Measurement: Gas and Gas equivalent products: 1000m3, Liquids: m3, Sulphur: MTS

VPR6200

Facility ID ABGS0146271

Facility Name FERRYBANK GGS 01-01-042-28W4

Facility Licence # 49972

Facility Operator A5RX BEC

Production Month	202001	202002	202003	202004	202005	202006	202007	202008	202009	202010	202011	202012	Totals
Receipts													
Receipts from Alberta Facilities	5,495.6	5,557.6	5,743.0	4,575.6	5,085.9	0.0	0.0	0.0	0.0	0.0	0.0	0.0	26,457.7
Receipts from Non-Alberta Facilities	0.0	0.0	0.0	0.0	0.0	0.0	0.0	0.0	0.0	0.0	0.0	0.0	0.0
Dispositions													
Disposition													
Battery	0.0	0.0	0.0	0.0	0.0	0.0	0.0	0.0	0.0	0.0	0.0	0.0	0.0
Gas Gathering System	5,147.5	5,286.1	5,380.3	4,270.7	4,766.5	0.0	0.0	0.0	0.0	0.0	0.0	0.0	24,851.1
Gas Plant	0.0	0.0	0.0	0.0	0.0	0.0	0.0	0.0	0.0	0.0	0.0	0.0	0.0
Injection Facility	0.0	0.0	0.0	0.0	0.0	0.0	0.0	0.0	0.0	0.0	0.0	0.0	0.0
Meter Station	0.0	0.0	0.0	0.0	0.0	0.0	0.0	0.0	0.0	0.0	0.0	0.0	0.0
Other	0.0	0.0	0.0	0.0	0.0	0.0	0.0	0.0	0.0	0.0	0.0	0.0	0.0
Alberta Commercial	0.0	0.0	0.0	0.0	0.0	0.0	0.0	0.0	0.0	0.0	0.0	0.0	0.0
Alberta Industrial	0.0	0.0	0.0	0.0	0.0	0.0	0.0	0.0	0.0	0.0	0.0	0.0	0.0
Alberta Residential	0.0	0.0	0.0	0.0	0.0	0.0	0.0	0.0	0.0	0.0	0.0	0.0	0.0
Alberta Elec.Generation	0.0	0.0	0.0	0.0	0.0	0.0	0.0	0.0	0.0	0.0	0.0	0.0	0.0
Shrinkage													
Acid Gas	0.0	0.0	0.0	0.0	0.0	0.0	0.0	0.0	0.0	0.0	0.0	0.0	0.0
Other products	15.7	11.0	7.2	14.0	40.8	0.0	0.0	0.0	0.0	0.0	0.0	0.0	88.7
Fuel	204.4	209.0	227.1	195.6	222.5	0.0	0.0	0.0	0.0	0.0	0.0	0.0	1,058.6
Flared	0.0	0.0	0.0	0.0	0.0	0.0	0.0	0.0	0.0	0.0	0.0	0.0	0.0
Vented	13.4	10.3	8.1	11.6	28.5	0.0	0.0	0.0	0.0	0.0	0.0	0.0	71.9
Diff and Other	114.6	41.2	120.3	83.7	27.6	0.0	0.0	0.0	0.0	0.0	0.0	0.0	387.4
Process and Frac													
Pentanes Plus	75.9	53.2	34.7	67.6	197.5	0.0	0.0	0.0	0.0	0.0	0.0	0.0	428.9
Propane	0.0	0.0	0.0	0.0	0.0	0.0	0.0	0.0	0.0	0.0	0.0	0.0	0.0
Butanes	0.0	0.0	0.0	0.0	0.0	0.0	0.0	0.0	0.0	0.0	0.0	0.0	0.0
Ethane	0.0	0.0	0.0	0.0	0.0	0.0	0.0	0.0	0.0	0.0	0.0	0.0	0.0
NGL MIX	0.0	0.0	0.0	0.0	0.0	0.0	0.0	0.0	0.0	0.0	0.0	0.0	0.0
Sulphur	0.0	0.0	0.0	0.0	0.0	0.0	0.0	0.0	0.0	0.0	0.0	0.0	0.0
Sulphur Closing Inv	0.0	0.0	0.0	0.0	0.0	0.0	0.0	0.0	0.0	0.0	0.0	0.0	0.0

Unit of Measurement: Gas and Gas equivalent products: 1000m3, Liquids: m3, Sulphur: MTS

VPR6200

Facility ID ABGS0146582
Facility Licence # 50045

Facility Name BXE WILLGRN 05-03-044-07W5
Facility Operator A5E0 BELLATRIX

Production Month	202001	202002	202003	202004	202005	202006	202007	202008	202009	202010	202011	202012	Totals
Receipts													
Receipts from Alberta Facilities	9,076.6	8,339.0	8,779.8	8,458.7	8,297.5	0.0	0.0	0.0	0.0	0.0	0.0	0.0	42,951.6
Receipts from Non-Alberta Facilities	0.0	0.0	0.0	0.0	0.0	0.0	0.0	0.0	0.0	0.0	0.0	0.0	0.0
Dispositions													
Disposition													
Battery	0.0	0.0	0.0	0.0	0.0	0.0	0.0	0.0	0.0	0.0	0.0	0.0	0.0
Gas Gathering System	8,784.6	8,091.8	8,433.6	8,109.4	7,884.5	0.0	0.0	0.0	0.0	0.0	0.0	0.0	41,303.9
Gas Plant	0.0	0.0	0.0	0.0	0.0	0.0	0.0	0.0	0.0	0.0	0.0	0.0	0.0
Injection Facility	0.0	0.0	0.0	0.0	0.0	0.0	0.0	0.0	0.0	0.0	0.0	0.0	0.0
Meter Station	0.0	0.0	0.0	0.0	0.0	0.0	0.0	0.0	0.0	0.0	0.0	0.0	0.0
Other	0.0	0.0	0.0	0.0	0.0	0.0	0.0	0.0	0.0	0.0	0.0	0.0	0.0
Alberta Commercial	0.0	0.0	0.0	0.0	0.0	0.0	0.0	0.0	0.0	0.0	0.0	0.0	0.0
Alberta Industrial	0.0	0.0	0.0	0.0	0.0	0.0	0.0	0.0	0.0	0.0	0.0	0.0	0.0
Alberta Residential	0.0	0.0	0.0	0.0	0.0	0.0	0.0	0.0	0.0	0.0	0.0	0.0	0.0
Alberta Elec.Generation	0.0	0.0	0.0	0.0	0.0	0.0	0.0	0.0	0.0	0.0	0.0	0.0	0.0
Shrinkage													
Acid Gas	0.0	0.0	0.0	0.0	0.0	0.0	0.0	0.0	0.0	0.0	0.0	0.0	0.0
Other products	3.0	0.5	1.7	3.5	3.8	0.0	0.0	0.0	0.0	0.0	0.0	0.0	12.5
Fuel	299.1	279.2	324.4	320.1	299.8	0.0	0.0	0.0	0.0	0.0	0.0	0.0	1,522.6
Flared	8.5	4.6	5.2	5.2	6.7	0.0	0.0	0.0	0.0	0.0	0.0	0.0	30.2
Vented	2.2	1.8	2.1	2.3	2.3	0.0	0.0	0.0	0.0	0.0	0.0	0.0	10.7
Diff and Other	-20.8	-38.9	12.8	18.2	100.4	0.0	0.0	0.0	0.0	0.0	0.0	0.0	71.7
Process and Frac													
Pentanes Plus	14.3	2.3	8.2	17.0	18.2	0.0	0.0	0.0	0.0	0.0	0.0	0.0	60.0
Propane	0.0	0.0	0.0	0.0	0.0	0.0	0.0	0.0	0.0	0.0	0.0	0.0	0.0
Butanes	0.0	0.0	0.0	0.0	0.0	0.0	0.0	0.0	0.0	0.0	0.0	0.0	0.0
Ethane	0.0	0.0	0.0	0.0	0.0	0.0	0.0	0.0	0.0	0.0	0.0	0.0	0.0
NGL MIX	0.0	0.0	0.0	0.0	0.0	0.0	0.0	0.0	0.0	0.0	0.0	0.0	0.0
Sulphur	0.0	0.0	0.0	0.0	0.0	0.0	0.0	0.0	0.0	0.0	0.0	0.0	0.0
Sulphur Closing Inv	0.0	0.0	0.0	0.0	0.0	0.0	0.0	0.0	0.0	0.0	0.0	0.0	0.0

Unit of Measurement: Gas and Gas equivalent products: 1000m3, Liquids: m3, Sulphur: MTS

VPR6200

Facility ID ABGS0146997
Facility Licence # 26793

Facility Name 11-04-048-12W5 Compressor Stn
Facility Operator A74Y TIDEWATER

Production Month	202001	202002	202003	202004	202005	202006	202007	202008	202009	202010	202011	202012	Totals
Receipts													
Receipts from Alberta Facilities	4,881.1	4,387.7	4,748.3	6,891.9	7,733.1	0.0	0.0	0.0	0.0	0.0	0.0	0.0	28,642.1
Receipts from Non-Alberta Facilities	0.0	0.0	0.0	0.0	0.0	0.0	0.0	0.0	0.0	0.0	0.0	0.0	0.0
Dispositions													
Disposition													
Battery	0.0	0.0	0.0	0.0	0.0	0.0	0.0	0.0	0.0	0.0	0.0	0.0	0.0
Gas Gathering System	4,729.6	4,252.9	4,604.3	6,725.6	7,560.9	0.0	0.0	0.0	0.0	0.0	0.0	0.0	27,873.3
Gas Plant	0.0	0.0	0.0	0.0	0.0	0.0	0.0	0.0	0.0	0.0	0.0	0.0	0.0
Injection Facility	0.0	0.0	0.0	0.0	0.0	0.0	0.0	0.0	0.0	0.0	0.0	0.0	0.0
Meter Station	0.0	0.0	0.0	0.0	0.0	0.0	0.0	0.0	0.0	0.0	0.0	0.0	0.0
Other	0.0	0.0	0.0	0.0	0.0	0.0	0.0	0.0	0.0	0.0	0.0	0.0	0.0
Alberta Commercial	0.0	0.0	0.0	0.0	0.0	0.0	0.0	0.0	0.0	0.0	0.0	0.0	0.0
Alberta Industrial	0.0	0.0	0.0	0.0	0.0	0.0	0.0	0.0	0.0	0.0	0.0	0.0	0.0
Alberta Residential	0.0	0.0	0.0	0.0	0.0	0.0	0.0	0.0	0.0	0.0	0.0	0.0	0.0
Alberta Elec.Generation	0.0	0.0	0.0	0.0	0.0	0.0	0.0	0.0	0.0	0.0	0.0	0.0	0.0
Shrinkage													
Acid Gas	0.0	0.0	0.0	0.0	0.0	0.0	0.0	0.0	0.0	0.0	0.0	0.0	0.0
Other products	0.0	0.0	0.0	0.0	2.5	0.0	0.0	0.0	0.0	0.0	0.0	0.0	2.5
Fuel	146.8	134.8	145.5	166.3	170.4	0.0	0.0	0.0	0.0	0.0	0.0	0.0	763.8
Flared	0.0	0.0	0.0	0.0	0.0	0.0	0.0	0.0	0.0	0.0	0.0	0.0	0.0
Vented	0.0	0.0	0.0	0.0	0.0	0.0	0.0	0.0	0.0	0.0	0.0	0.0	0.0
Diff and Other	4.7	0.0	-1.5	0.0	-0.7	0.0	0.0	0.0	0.0	0.0	0.0	0.0	2.5
Process and Frac													
Pentanes Plus	0.0	0.0	0.0	0.0	12.2	0.0	0.0	0.0	0.0	0.0	0.0	0.0	12.2
Propane	0.0	0.0	0.0	0.0	0.0	0.0	0.0	0.0	0.0	0.0	0.0	0.0	0.0
Butanes	0.0	0.0	0.0	0.0	0.0	0.0	0.0	0.0	0.0	0.0	0.0	0.0	0.0
Ethane	0.0	0.0	0.0	0.0	0.0	0.0	0.0	0.0	0.0	0.0	0.0	0.0	0.0
NGL MIX	0.0	0.0	0.0	0.0	0.0	0.0	0.0	0.0	0.0	0.0	0.0	0.0	0.0
Sulphur	0.0	0.0	0.0	0.0	0.0	0.0	0.0	0.0	0.0	0.0	0.0	0.0	0.0
Sulphur Closing Inv	0.0	0.0	0.0	0.0	0.0	0.0	0.0	0.0	0.0	0.0	0.0	0.0	0.0

Unit of Measurement: Gas and Gas equivalent products: 1000m3, Liquids: m3, Sulphur: MTS

VPR6200

Facility ID ABGS0147405
Facility Licence # 28820

Facility Name WILSON CREEK 6-10 LP SALES
Facility Operator A5RA CLEARVIEW

Production Month	202001	202002	202003	202004	202005	202006	202007	202008	202009	202010	202011	202012	Totals
Receipts													
Receipts from Alberta Facilities	1,491.3	1,482.9	1,268.3	1,384.5	1,471.4	0.0	0.0	0.0	0.0	0.0	0.0	0.0	7,098.4
Receipts from Non-Alberta Facilities	0.0	0.0	0.0	0.0	0.0	0.0	0.0	0.0	0.0	0.0	0.0	0.0	0.0
Dispositions													
Disposition													
Battery	0.0	0.0	0.0	0.0	0.0	0.0	0.0	0.0	0.0	0.0	0.0	0.0	0.0
Gas Gathering System	0.0	0.0	0.0	0.0	0.0	0.0	0.0	0.0	0.0	0.0	0.0	0.0	0.0
Gas Plant	1,470.3	1,453.1	1,224.5	1,328.6	1,504.2	0.0	0.0	0.0	0.0	0.0	0.0	0.0	6,980.7
Injection Facility	0.0	0.0	0.0	0.0	0.0	0.0	0.0	0.0	0.0	0.0	0.0	0.0	0.0
Meter Station	0.0	0.0	0.0	0.0	0.0	0.0	0.0	0.0	0.0	0.0	0.0	0.0	0.0
Other	0.0	0.0	0.0	0.0	0.0	0.0	0.0	0.0	0.0	0.0	0.0	0.0	0.0
Alberta Commercial	0.0	0.0	0.0	0.0	0.0	0.0	0.0	0.0	0.0	0.0	0.0	0.0	0.0
Alberta Industrial	0.0	0.0	0.0	0.0	0.0	0.0	0.0	0.0	0.0	0.0	0.0	0.0	0.0
Alberta Residential	0.0	0.0	0.0	0.0	0.0	0.0	0.0	0.0	0.0	0.0	0.0	0.0	0.0
Alberta Elec.Generation	0.0	0.0	0.0	0.0	0.0	0.0	0.0	0.0	0.0	0.0	0.0	0.0	0.0
Shrinkage													
Acid Gas	0.0	0.0	0.0	0.0	0.0	0.0	0.0	0.0	0.0	0.0	0.0	0.0	0.0
Other products	4.3	3.1	3.1	4.1	3.3	0.0	0.0	0.0	0.0	0.0	0.0	0.0	17.9
Fuel	0.0	0.0	0.0	0.0	0.0	0.0	0.0	0.0	0.0	0.0	0.0	0.0	0.0
Flared	0.0	0.0	0.0	0.0	0.0	0.0	0.0	0.0	0.0	0.0	0.0	0.0	0.0
Vented	0.0	0.0	0.0	0.0	0.0	0.0	0.0	0.0	0.0	0.0	0.0	0.0	0.0
Diff and Other	16.7	26.7	40.7	51.8	-36.1	0.0	0.0	0.0	0.0	0.0	0.0	0.0	99.8
Process and Frac													
Pentanes Plus	21.0	14.8	15.0	20.0	16.0	0.0	0.0	0.0	0.0	0.0	0.0	0.0	86.8
Propane	0.0	0.0	0.0	0.0	0.0	0.0	0.0	0.0	0.0	0.0	0.0	0.0	0.0
Butanes	0.0	0.0	0.0	0.0	0.0	0.0	0.0	0.0	0.0	0.0	0.0	0.0	0.0
Ethane	0.0	0.0	0.0	0.0	0.0	0.0	0.0	0.0	0.0	0.0	0.0	0.0	0.0
NGL MIX	0.0	0.0	0.0	0.0	0.0	0.0	0.0	0.0	0.0	0.0	0.0	0.0	0.0
Sulphur	0.0	0.0	0.0	0.0	0.0	0.0	0.0	0.0	0.0	0.0	0.0	0.0	0.0
Sulphur Closing Inv	0.0	0.0	0.0	0.0	0.0	0.0	0.0	0.0	0.0	0.0	0.0	0.0	0.0

Unit of Measurement: Gas and Gas equivalent products: 1000m3, Liquids: m3, Sulphur: MTS

VPR6200

Facility ID ABGS0147515

Facility Name CQE SIMON 09-10-063-26W5 GGS

Facility Licence # 40513

Facility Operator A1ME CEQUENCE

Production Month	202001	202002	202003	202004	202005	202006	202007	202008	202009	202010	202011	202012	Totals
Receipts													
Receipts from Alberta Facilities	919.6	871.7	829.4	0.0	0.0	0.0	0.0	0.0	0.0	0.0	0.0	0.0	2,620.7
Receipts from Non-Alberta Facilities	0.0	0.0	0.0	0.0	0.0	0.0	0.0	0.0	0.0	0.0	0.0	0.0	0.0
Dispositions													
Disposition													
Battery	0.0	0.0	0.0	0.0	0.0	0.0	0.0	0.0	0.0	0.0	0.0	0.0	0.0
Gas Gathering System	891.3	843.8	801.3	0.0	0.0	0.0	0.0	0.0	0.0	0.0	0.0	0.0	2,536.4
Gas Plant	0.0	0.0	0.0	0.0	0.0	0.0	0.0	0.0	0.0	0.0	0.0	0.0	0.0
Injection Facility	0.0	0.0	0.0	0.0	0.0	0.0	0.0	0.0	0.0	0.0	0.0	0.0	0.0
Meter Station	0.0	0.0	0.0	0.0	0.0	0.0	0.0	0.0	0.0	0.0	0.0	0.0	0.0
Other	0.0	0.0	0.0	0.0	0.0	0.0	0.0	0.0	0.0	0.0	0.0	0.0	0.0
Alberta Commercial	0.0	0.0	0.0	0.0	0.0	0.0	0.0	0.0	0.0	0.0	0.0	0.0	0.0
Alberta Industrial	0.0	0.0	0.0	0.0	0.0	0.0	0.0	0.0	0.0	0.0	0.0	0.0	0.0
Alberta Residential	0.0	0.0	0.0	0.0	0.0	0.0	0.0	0.0	0.0	0.0	0.0	0.0	0.0
Alberta Elec.Generation	0.0	0.0	0.0	0.0	0.0	0.0	0.0	0.0	0.0	0.0	0.0	0.0	0.0
Shrinkage													
Acid Gas	0.0	0.0	0.0	0.0	0.0	0.0	0.0	0.0	0.0	0.0	0.0	0.0	0.0
Other products	0.2	0.4	0.1	0.0	0.0	0.0	0.0	0.0	0.0	0.0	0.0	0.0	0.7
Fuel	28.3	27.9	28.1	0.0	0.0	0.0	0.0	0.0	0.0	0.0	0.0	0.0	84.3
Flared	0.0	0.0	0.0	0.0	0.0	0.0	0.0	0.0	0.0	0.0	0.0	0.0	0.0
Vented	0.0	0.0	0.0	0.0	0.0	0.0	0.0	0.0	0.0	0.0	0.0	0.0	0.0
Diff and Other	-0.2	-0.4	-0.1	0.0	0.0	0.0	0.0	0.0	0.0	0.0	0.0	0.0	-0.7
Process and Frac													
Pentanes Plus	1.2	1.7	0.7	0.0	0.0	0.0	0.0	0.0	0.0	0.0	0.0	0.0	3.6
Propane	0.0	0.0	0.0	0.0	0.0	0.0	0.0	0.0	0.0	0.0	0.0	0.0	0.0
Butanes	0.0	0.0	0.0	0.0	0.0	0.0	0.0	0.0	0.0	0.0	0.0	0.0	0.0
Ethane	0.0	0.0	0.0	0.0	0.0	0.0	0.0	0.0	0.0	0.0	0.0	0.0	0.0
NGL MIX	0.0	0.0	0.0	0.0	0.0	0.0	0.0	0.0	0.0	0.0	0.0	0.0	0.0
Sulphur	0.0	0.0	0.0	0.0	0.0	0.0	0.0	0.0	0.0	0.0	0.0	0.0	0.0
Sulphur Closing Inv	0.0	0.0	0.0	0.0	0.0	0.0	0.0	0.0	0.0	0.0	0.0	0.0	0.0

Unit of Measurement: Gas and Gas equivalent products: 1000m3, Liquids: m3, Sulphur: MTS

VPR6200

Facility ID ABGS0147534

Facility Name BEC MED LODGE 11-10-53-19 COMP STN

Facility Licence # 25565

Facility Operator A5RX BEC

Production Month	202001	202002	202003	202004	202005	202006	202007	202008	202009	202010	202011	202012	Totals
Receipts													
Receipts from Alberta Facilities	9,814.4	8,785.7	8,839.5	7,957.8	8,161.9	0.0	0.0	0.0	0.0	0.0	0.0	0.0	43,559.3
Receipts from Non-Alberta Facilities	0.0	0.0	0.0	0.0	0.0	0.0	0.0	0.0	0.0	0.0	0.0	0.0	0.0
Dispositions													
Disposition													
Battery	0.0	0.0	0.0	0.0	0.0	0.0	0.0	0.0	0.0	0.0	0.0	0.0	0.0
Gas Gathering System	9,535.9	8,515.6	8,661.4	7,713.8	7,869.7	0.0	0.0	0.0	0.0	0.0	0.0	0.0	42,296.4
Gas Plant	0.0	0.0	0.0	0.0	0.0	0.0	0.0	0.0	0.0	0.0	0.0	0.0	0.0
Injection Facility	0.0	0.0	0.0	0.0	0.0	0.0	0.0	0.0	0.0	0.0	0.0	0.0	0.0
Meter Station	0.0	0.0	0.0	0.0	0.0	0.0	0.0	0.0	0.0	0.0	0.0	0.0	0.0
Other	0.0	0.0	0.0	0.0	0.0	0.0	0.0	0.0	0.0	0.0	0.0	0.0	0.0
Alberta Commercial	0.0	0.0	0.0	0.0	0.0	0.0	0.0	0.0	0.0	0.0	0.0	0.0	0.0
Alberta Industrial	0.0	0.0	0.0	0.0	0.0	0.0	0.0	0.0	0.0	0.0	0.0	0.0	0.0
Alberta Residential	0.0	0.0	0.0	0.0	0.0	0.0	0.0	0.0	0.0	0.0	0.0	0.0	0.0
Alberta Elec.Generation	0.0	0.0	0.0	0.0	0.0	0.0	0.0	0.0	0.0	0.0	0.0	0.0	0.0
Shrinkage													
Acid Gas	0.0	0.0	0.0	0.0	0.0	0.0	0.0	0.0	0.0	0.0	0.0	0.0	0.0
Other products	0.0	4.0	3.0	3.3	3.2	0.0	0.0	0.0	0.0	0.0	0.0	0.0	13.5
Fuel	332.4	301.8	314.8	286.5	287.3	0.0	0.0	0.0	0.0	0.0	0.0	0.0	1,522.8
Flared	0.7	0.0	0.0	0.0	0.0	0.0	0.0	0.0	0.0	0.0	0.0	0.0	0.7
Vented	8.1	7.8	1.4	1.0	4.4	0.0	0.0	0.0	0.0	0.0	0.0	0.0	22.7
Diff and Other	-62.7	-43.5	-141.1	-46.8	-2.7	0.0	0.0	0.0	0.0	0.0	0.0	0.0	-296.8
Process and Frac													
Pentanes Plus	0.0	19.5	14.4	15.9	15.7	0.0	0.0	0.0	0.0	0.0	0.0	0.0	65.5
Propane	0.0	0.0	0.0	0.0	0.0	0.0	0.0	0.0	0.0	0.0	0.0	0.0	0.0
Butanes	0.0	0.0	0.0	0.0	0.0	0.0	0.0	0.0	0.0	0.0	0.0	0.0	0.0
Ethane	0.0	0.0	0.0	0.0	0.0	0.0	0.0	0.0	0.0	0.0	0.0	0.0	0.0
NGL MIX	0.0	0.0	0.0	0.0	0.0	0.0	0.0	0.0	0.0	0.0	0.0	0.0	0.0
Sulphur	0.0	0.0	0.0	0.0	0.0	0.0	0.0	0.0	0.0	0.0	0.0	0.0	0.0
Sulphur Closing Inv	0.0	0.0	0.0	0.0	0.0	0.0	0.0	0.0	0.0	0.0	0.0	0.0	0.0

Unit of Measurement: Gas and Gas equivalent products: 1000m3, Liquids: m3, Sulphur: MTS

VPR6200

Facility ID ABGS0147722

Facility Name MarkervilleN-14-34-036-02 W5M

Facility Licence # 35402

Facility Operator OZOH HARVEST

Production Month	202001	202002	202003	202004	202005	202006	202007	202008	202009	202010	202011	202012	Totals
Receipts													
Receipts from Alberta Facilities	987.8	947.3	1,009.9	932.3	997.7	0.0	0.0	0.0	0.0	0.0	0.0	0.0	4,875.0
Receipts from Non-Alberta Facilities	0.0	0.0	0.0	0.0	0.0	0.0	0.0	0.0	0.0	0.0	0.0	0.0	0.0
Dispositions													
Disposition													
Battery	0.0	0.0	0.0	0.0	0.0	0.0	0.0	0.0	0.0	0.0	0.0	0.0	0.0
Gas Gathering System	1,008.4	962.1	1,031.2	960.1	1,022.1	0.0	0.0	0.0	0.0	0.0	0.0	0.0	4,983.9
Gas Plant	0.0	0.0	0.0	0.0	0.0	0.0	0.0	0.0	0.0	0.0	0.0	0.0	0.0
Injection Facility	0.0	0.0	0.0	0.0	0.0	0.0	0.0	0.0	0.0	0.0	0.0	0.0	0.0
Meter Station	0.0	0.0	0.0	0.0	0.0	0.0	0.0	0.0	0.0	0.0	0.0	0.0	0.0
Other	0.0	0.0	0.0	0.0	0.0	0.0	0.0	0.0	0.0	0.0	0.0	0.0	0.0
Alberta Commercial	0.0	0.0	0.0	0.0	0.0	0.0	0.0	0.0	0.0	0.0	0.0	0.0	0.0
Alberta Industrial	0.0	0.0	0.0	0.0	0.0	0.0	0.0	0.0	0.0	0.0	0.0	0.0	0.0
Alberta Residential	0.0	0.0	0.0	0.0	0.0	0.0	0.0	0.0	0.0	0.0	0.0	0.0	0.0
Alberta Elec.Generation	0.0	0.0	0.0	0.0	0.0	0.0	0.0	0.0	0.0	0.0	0.0	0.0	0.0
Shrinkage													
Acid Gas	0.0	0.0	0.0	0.0	0.0	0.0	0.0	0.0	0.0	0.0	0.0	0.0	0.0
Other products	6.7	5.5	10.6	3.1	4.1	0.0	0.0	0.0	0.0	0.0	0.0	0.0	30.0
Fuel	0.6	0.6	0.6	0.6	0.6	0.0	0.0	0.0	0.0	0.0	0.0	0.0	3.0
Flared	0.0	0.0	0.0	0.0	0.0	0.0	0.0	0.0	0.0	0.0	0.0	0.0	0.0
Vented	1.0	1.0	1.0	1.0	1.0	0.0	0.0	0.0	0.0	0.0	0.0	0.0	5.0
Diff and Other	-28.9	-21.9	-33.5	-32.5	-30.1	0.0	0.0	0.0	0.0	0.0	0.0	0.0	-146.9
Process and Frac													
Pentanes Plus	32.5	26.8	51.5	15.2	20.0	0.0	0.0	0.0	0.0	0.0	0.0	0.0	146.0
Propane	0.0	0.0	0.0	0.0	0.0	0.0	0.0	0.0	0.0	0.0	0.0	0.0	0.0
Butanes	0.0	0.0	0.0	0.0	0.0	0.0	0.0	0.0	0.0	0.0	0.0	0.0	0.0
Ethane	0.0	0.0	0.0	0.0	0.0	0.0	0.0	0.0	0.0	0.0	0.0	0.0	0.0
NGL MIX	0.0	0.0	0.0	0.0	0.0	0.0	0.0	0.0	0.0	0.0	0.0	0.0	0.0
Sulphur	0.0	0.0	0.0	0.0	0.0	0.0	0.0	0.0	0.0	0.0	0.0	0.0	0.0
Sulphur Closing Inv	0.0	0.0	0.0	0.0	0.0	0.0	0.0	0.0	0.0	0.0	0.0	0.0	0.0

Unit of Measurement: Gas and Gas equivalent products: 1000m3, Liquids: m3, Sulphur: MTS

VPR6200

Facility ID ABGS0148336

Facility Name PARAMOUNT KAYBOB 07-09-064-19W5 COMP

Facility Licence # 45818

Facility Operator OAW4 PARA

Production Month	202001	202002	202003	202004	202005	202006	202007	202008	202009	202010	202011	202012	Totals
Receipts													
Receipts from Alberta Facilities	3,271.1	3,138.9	3,395.7	3,078.2	2,962.1	0.0	0.0	0.0	0.0	0.0	0.0	0.0	15,846.0
Receipts from Non-Alberta Facilities	0.0	0.0	0.0	0.0	0.0	0.0	0.0	0.0	0.0	0.0	0.0	0.0	0.0
Dispositions													
Disposition													
Battery	0.0	0.0	0.0	0.0	0.0	0.0	0.0	0.0	0.0	0.0	0.0	0.0	0.0
Gas Gathering System	3,471.0	3,260.0	3,428.0	3,112.2	2,910.6	0.0	0.0	0.0	0.0	0.0	0.0	0.0	16,181.8
Gas Plant	0.0	0.0	0.0	0.0	0.0	0.0	0.0	0.0	0.0	0.0	0.0	0.0	0.0
Injection Facility	0.0	0.0	0.0	0.0	0.0	0.0	0.0	0.0	0.0	0.0	0.0	0.0	0.0
Meter Station	0.0	0.0	0.0	0.0	0.0	0.0	0.0	0.0	0.0	0.0	0.0	0.0	0.0
Other	218.3	165.1	150.3	122.8	18.6	0.0	0.0	0.0	0.0	0.0	0.0	0.0	675.1
Alberta Commercial	0.0	0.0	0.0	0.0	0.0	0.0	0.0	0.0	0.0	0.0	0.0	0.0	0.0
Alberta Industrial	0.0	0.0	0.0	0.0	0.0	0.0	0.0	0.0	0.0	0.0	0.0	0.0	0.0
Alberta Residential	0.0	0.0	0.0	0.0	0.0	0.0	0.0	0.0	0.0	0.0	0.0	0.0	0.0
Alberta Elec.Generation	0.0	0.0	0.0	0.0	0.0	0.0	0.0	0.0	0.0	0.0	0.0	0.0	0.0
Shrinkage													
Acid Gas	0.0	0.0	0.0	0.0	0.0	0.0	0.0	0.0	0.0	0.0	0.0	0.0	0.0
Other products	8.3	4.3	4.7	6.0	7.3	0.0	0.0	0.0	0.0	0.0	0.0	0.0	30.6
Fuel	27.9	21.9	22.7	12.7	0.9	0.0	0.0	0.0	0.0	0.0	0.0	0.0	86.1
Flared	1.5	0.5	0.5	0.5	0.8	0.0	0.0	0.0	0.0	0.0	0.0	0.0	3.8
Vented	0.0	0.0	0.0	0.0	0.0	0.0	0.0	0.0	0.0	0.0	0.0	0.0	0.0
Diff and Other	-455.9	-312.9	-210.5	-176.0	23.9	0.0	0.0	0.0	0.0	0.0	0.0	0.0	-1,131.4
Process and Frac													
Pentanes Plus	40.2	20.9	22.5	29.0	35.3	0.0	0.0	0.0	0.0	0.0	0.0	0.0	147.9
Propane	0.0	0.0	0.0	0.0	0.0	0.0	0.0	0.0	0.0	0.0	0.0	0.0	0.0
Butanes	0.0	0.0	0.0	0.0	0.0	0.0	0.0	0.0	0.0	0.0	0.0	0.0	0.0
Ethane	0.0	0.0	0.0	0.0	0.0	0.0	0.0	0.0	0.0	0.0	0.0	0.0	0.0
NGL MIX	0.0	0.0	0.0	0.0	0.0	0.0	0.0	0.0	0.0	0.0	0.0	0.0	0.0
Sulphur	0.0	0.0	0.0	0.0	0.0	0.0	0.0	0.0	0.0	0.0	0.0	0.0	0.0
Sulphur Closing Inv	0.0	0.0	0.0	0.0	0.0	0.0	0.0	0.0	0.0	0.0	0.0	0.0	0.0

Unit of Measurement: Gas and Gas equivalent products: 1000m3, Liquids: m3, Sulphur: MTS

VPR6200

Facility ID ABGS0148338

Facility Name PARAMOUNT KAYBOB 11-15-062-18W5 COMP

Facility Licence # 13854

Facility Operator OAW4 PARA

Production Month	202001	202002	202003	202004	202005	202006	202007	202008	202009	202010	202011	202012	Totals
Receipts													
Receipts from Alberta Facilities	4,803.9	4,749.9	5,243.1	4,859.2	4,916.6	0.0	0.0	0.0	0.0	0.0	0.0	0.0	24,572.7
Receipts from Non-Alberta Facilities	0.0	0.0	0.0	0.0	0.0	0.0	0.0	0.0	0.0	0.0	0.0	0.0	0.0
Dispositions													
Disposition Battery	7.7	6.0	6.0	3.9	6.8	0.0	0.0	0.0	0.0	0.0	0.0	0.0	30.4
Gas Gathering System	4,847.6	4,627.8	5,061.2	4,471.4	4,429.8	0.0	0.0	0.0	0.0	0.0	0.0	0.0	23,437.8
Gas Plant	0.0	0.0	0.0	0.0	0.0	0.0	0.0	0.0	0.0	0.0	0.0	0.0	0.0
Injection Facility	0.0	0.0	0.0	0.0	0.0	0.0	0.0	0.0	0.0	0.0	0.0	0.0	0.0
Meter Station	0.0	0.0	0.0	0.0	0.0	0.0	0.0	0.0	0.0	0.0	0.0	0.0	0.0
Other	0.0	0.0	0.0	0.0	0.0	0.0	0.0	0.0	0.0	0.0	0.0	0.0	0.0
Alberta Commercial	0.0	0.0	0.0	0.0	0.0	0.0	0.0	0.0	0.0	0.0	0.0	0.0	0.0
Alberta Industrial	0.0	0.0	0.0	0.0	0.0	0.0	0.0	0.0	0.0	0.0	0.0	0.0	0.0
Alberta Residential	0.0	0.0	0.0	0.0	0.0	0.0	0.0	0.0	0.0	0.0	0.0	0.0	0.0
Alberta Elec.Generation	0.0	0.0	0.0	0.0	0.0	0.0	0.0	0.0	0.0	0.0	0.0	0.0	0.0
Shrinkage Acid Gas	0.0	0.0	0.0	0.0	0.0	0.0	0.0	0.0	0.0	0.0	0.0	0.0	0.0
Other products	4.9	3.8	6.7	6.9	5.1	0.0	0.0	0.0	0.0	0.0	0.0	0.0	27.4
Fuel	163.0	150.4	158.4	151.1	167.0	0.0	0.0	0.0	0.0	0.0	0.0	0.0	789.9
Flared	1.0	0.3	0.7	0.7	1.0	0.0	0.0	0.0	0.0	0.0	0.0	0.0	3.7
Vented	0.5	0.2	0.3	0.3	0.4	0.0	0.0	0.0	0.0	0.0	0.0	0.0	1.7
Diff and Other	-220.8	-38.6	9.8	224.9	306.5	0.0	0.0	0.0	0.0	0.0	0.0	0.0	281.8
Process and Frac													
Pentanes Plus	23.9	18.4	32.2	33.3	24.8	0.0	0.0	0.0	0.0	0.0	0.0	0.0	132.6
Propane	0.0	0.0	0.0	0.0	0.0	0.0	0.0	0.0	0.0	0.0	0.0	0.0	0.0
Butanes	0.0	0.0	0.0	0.0	0.0	0.0	0.0	0.0	0.0	0.0	0.0	0.0	0.0
Ethane	0.0	0.0	0.0	0.0	0.0	0.0	0.0	0.0	0.0	0.0	0.0	0.0	0.0
NGL MIX	0.0	0.0	0.0	0.0	0.0	0.0	0.0	0.0	0.0	0.0	0.0	0.0	0.0
Sulphur	0.0	0.0	0.0	0.0	0.0	0.0	0.0	0.0	0.0	0.0	0.0	0.0	0.0
Sulphur Closing Inv	0.0	0.0	0.0	0.0	0.0	0.0	0.0	0.0	0.0	0.0	0.0	0.0	0.0

Unit of Measurement: Gas and Gas equivalent products: 1000m3, Liquids: m3, Sulphur: MTS

VPR6200

Facility ID ABGS0148339

Facility Name PARAMOUNT KAYBOB 06-03-064-19W5 COMP

Facility Licence # 14187

Facility Operator OAW4 PARA

Production Month	202001	202002	202003	202004	202005	202006	202007	202008	202009	202010	202011	202012	Totals
Receipts													
Receipts from Alberta Facilities	3,539.5	3,645.1	3,860.0	3,324.5	3,536.9	0.0	0.0	0.0	0.0	0.0	0.0	0.0	17,906.0
Receipts from Non-Alberta Facilities	0.0	0.0	0.0	0.0	0.0	0.0	0.0	0.0	0.0	0.0	0.0	0.0	0.0
Dispositions													
Disposition													
Battery	0.0	0.0	0.0	0.0	0.0	0.0	0.0	0.0	0.0	0.0	0.0	0.0	0.0
Gas Gathering System	3,140.6	3,406.7	3,633.0	3,268.8	3,539.2	0.0	0.0	0.0	0.0	0.0	0.0	0.0	16,988.3
Gas Plant	0.0	0.0	0.0	0.0	0.0	0.0	0.0	0.0	0.0	0.0	0.0	0.0	0.0
Injection Facility	0.0	0.0	0.0	0.0	0.0	0.0	0.0	0.0	0.0	0.0	0.0	0.0	0.0
Meter Station	0.0	0.0	0.0	0.0	0.0	0.0	0.0	0.0	0.0	0.0	0.0	0.0	0.0
Other	0.0	0.0	0.0	0.0	0.0	0.0	0.0	0.0	0.0	0.0	0.0	0.0	0.0
Alberta Commercial	0.0	0.0	0.0	0.0	0.0	0.0	0.0	0.0	0.0	0.0	0.0	0.0	0.0
Alberta Industrial	0.0	0.0	0.0	0.0	0.0	0.0	0.0	0.0	0.0	0.0	0.0	0.0	0.0
Alberta Residential	0.0	0.0	0.0	0.0	0.0	0.0	0.0	0.0	0.0	0.0	0.0	0.0	0.0
Alberta Elec.Generation	0.0	0.0	0.0	0.0	0.0	0.0	0.0	0.0	0.0	0.0	0.0	0.0	0.0
Shrinkage													
Acid Gas	0.0	0.0	0.0	0.0	0.0	0.0	0.0	0.0	0.0	0.0	0.0	0.0	0.0
Other products	6.4	6.7	6.9	5.6	7.7	0.0	0.0	0.0	0.0	0.0	0.0	0.0	33.3
Fuel	119.4	109.9	115.6	114.8	113.5	0.0	0.0	0.0	0.0	0.0	0.0	0.0	573.2
Flared	0.0	0.0	0.0	0.0	0.0	0.0	0.0	0.0	0.0	0.0	0.0	0.0	0.0
Vented	0.8	0.5	1.3	1.1	1.3	0.0	0.0	0.0	0.0	0.0	0.0	0.0	5.0
Diff and Other	272.3	121.3	103.2	-65.8	-124.8	0.0	0.0	0.0	0.0	0.0	0.0	0.0	306.2
Process and Frac													
Pentanes Plus	31.0	32.2	33.6	27.0	37.4	0.0	0.0	0.0	0.0	0.0	0.0	0.0	161.2
Propane	0.0	0.0	0.0	0.0	0.0	0.0	0.0	0.0	0.0	0.0	0.0	0.0	0.0
Butanes	0.0	0.0	0.0	0.0	0.0	0.0	0.0	0.0	0.0	0.0	0.0	0.0	0.0
Ethane	0.0	0.0	0.0	0.0	0.0	0.0	0.0	0.0	0.0	0.0	0.0	0.0	0.0
NGL MIX	0.0	0.0	0.0	0.0	0.0	0.0	0.0	0.0	0.0	0.0	0.0	0.0	0.0
Sulphur	0.0	0.0	0.0	0.0	0.0	0.0	0.0	0.0	0.0	0.0	0.0	0.0	0.0
Sulphur Closing Inv	0.0	0.0	0.0	0.0	0.0	0.0	0.0	0.0	0.0	0.0	0.0	0.0	0.0

Unit of Measurement: Gas and Gas equivalent products: 1000m3, Liquids: m3, Sulphur: MTS

VPR6200

Facility ID ABGS0148407

Facility Name TRILOGY TWO CREEKS 02-10 GGS

Facility Licence # 25381

Facility Operator OAW4 PARA

Production Month	202001	202002	202003	202004	202005	202006	202007	202008	202009	202010	202011	202012	Totals
Receipts													
Receipts from Alberta Facilities	296.3	314.5	325.0	262.0	256.9	0.0	0.0	0.0	0.0	0.0	0.0	0.0	1,454.7
Receipts from Non-Alberta Facilities	0.0	0.0	0.0	0.0	0.0	0.0	0.0	0.0	0.0	0.0	0.0	0.0	0.0
Dispositions													
Disposition													
Battery	0.0	0.0	0.0	0.0	0.0	0.0	0.0	0.0	0.0	0.0	0.0	0.0	0.0
Gas Gathering System	287.6	306.8	316.2	253.6	237.8	0.0	0.0	0.0	0.0	0.0	0.0	0.0	1,402.0
Gas Plant	0.0	0.0	0.0	0.0	0.0	0.0	0.0	0.0	0.0	0.0	0.0	0.0	0.0
Injection Facility	0.0	0.0	0.0	0.0	0.0	0.0	0.0	0.0	0.0	0.0	0.0	0.0	0.0
Meter Station	0.0	0.0	0.0	0.0	0.0	0.0	0.0	0.0	0.0	0.0	0.0	0.0	0.0
Other	0.0	0.0	0.0	0.0	0.0	0.0	0.0	0.0	0.0	0.0	0.0	0.0	0.0
Alberta Commercial	0.0	0.0	0.0	0.0	0.0	0.0	0.0	0.0	0.0	0.0	0.0	0.0	0.0
Alberta Industrial	0.0	0.0	0.0	0.0	0.0	0.0	0.0	0.0	0.0	0.0	0.0	0.0	0.0
Alberta Residential	0.0	0.0	0.0	0.0	0.0	0.0	0.0	0.0	0.0	0.0	0.0	0.0	0.0
Alberta Elec.Generation	0.0	0.0	0.0	0.0	0.0	0.0	0.0	0.0	0.0	0.0	0.0	0.0	0.0
Shrinkage													
Acid Gas	0.0	0.0	0.0	0.0	0.0	0.0	0.0	0.0	0.0	0.0	0.0	0.0	0.0
Other products	0.0	0.0	0.1	0.9	0.7	0.0	0.0	0.0	0.0	0.0	0.0	0.0	1.7
Fuel	7.9	7.2	7.9	7.1	18.7	0.0	0.0	0.0	0.0	0.0	0.0	0.0	48.8
Flared	0.5	0.0	0.0	0.0	0.0	0.0	0.0	0.0	0.0	0.0	0.0	0.0	0.5
Vented	0.3	0.5	0.9	0.8	0.0	0.0	0.0	0.0	0.0	0.0	0.0	0.0	2.5
Diff and Other	0.0	0.0	-0.1	-0.4	-0.3	0.0	0.0	0.0	0.0	0.0	0.0	0.0	-0.8
Process and Frac													
Pentanes Plus	0.0	0.0	0.3	4.3	3.3	0.0	0.0	0.0	0.0	0.0	0.0	0.0	7.9
Propane	0.0	0.0	0.0	0.0	0.0	0.0	0.0	0.0	0.0	0.0	0.0	0.0	0.0
Butanes	0.0	0.0	0.0	0.0	0.0	0.0	0.0	0.0	0.0	0.0	0.0	0.0	0.0
Ethane	0.0	0.0	0.0	0.0	0.0	0.0	0.0	0.0	0.0	0.0	0.0	0.0	0.0
NGL MIX	0.0	0.0	0.0	0.0	0.0	0.0	0.0	0.0	0.0	0.0	0.0	0.0	0.0
Sulphur	0.0	0.0	0.0	0.0	0.0	0.0	0.0	0.0	0.0	0.0	0.0	0.0	0.0
Sulphur Closing Inv	0.0	0.0	0.0	0.0	0.0	0.0	0.0	0.0	0.0	0.0	0.0	0.0	0.0

Unit of Measurement: Gas and Gas equivalent products: 1000m3, Liquids: m3, Sulphur: MTS

VPR6200

Facility ID ABGS0148408

Facility Name TRILOGY TWO CREEKS 03-31 GGS

Facility Licence # 14007

Facility Operator OAW4 PARA

Production Month	202001	202002	202003	202004	202005	202006	202007	202008	202009	202010	202011	202012	Totals
Receipts													
Receipts from Alberta Facilities	1,444.1	1,483.1	1,468.0	1,377.5	1,466.1	0.0	0.0	0.0	0.0	0.0	0.0	0.0	7,238.8
Receipts from Non-Alberta Facilities	0.0	0.0	0.0	0.0	0.0	0.0	0.0	0.0	0.0	0.0	0.0	0.0	0.0
Dispositions													
Disposition													
Battery	0.0	0.0	0.0	0.0	0.0	0.0	0.0	0.0	0.0	0.0	0.0	0.0	0.0
Gas Gathering System	1,411.2	1,450.1	1,434.5	1,343.5	1,451.1	0.0	0.0	0.0	0.0	0.0	0.0	0.0	7,090.4
Gas Plant	0.0	0.0	0.0	0.0	0.0	0.0	0.0	0.0	0.0	0.0	0.0	0.0	0.0
Injection Facility	0.0	0.0	0.0	0.0	0.0	0.0	0.0	0.0	0.0	0.0	0.0	0.0	0.0
Meter Station	0.0	0.0	0.0	0.0	0.0	0.0	0.0	0.0	0.0	0.0	0.0	0.0	0.0
Other	0.0	0.0	0.0	0.0	0.0	0.0	0.0	0.0	0.0	0.0	0.0	0.0	0.0
Alberta Commercial	0.0	0.0	0.0	0.0	0.0	0.0	0.0	0.0	0.0	0.0	0.0	0.0	0.0
Alberta Industrial	0.0	0.0	0.0	0.0	0.0	0.0	0.0	0.0	0.0	0.0	0.0	0.0	0.0
Alberta Residential	0.0	0.0	0.0	0.0	0.0	0.0	0.0	0.0	0.0	0.0	0.0	0.0	0.0
Alberta Elec.Generation	0.0	0.0	0.0	0.0	0.0	0.0	0.0	0.0	0.0	0.0	0.0	0.0	0.0
Shrinkage													
Acid Gas	0.0	0.0	0.0	0.0	0.0	0.0	0.0	0.0	0.0	0.0	0.0	0.0	0.0
Other products	0.9	4.1	0.6	4.2	2.8	0.0	0.0	0.0	0.0	0.0	0.0	0.0	12.6
Fuel	32.1	30.0	32.1	30.2	27.4	0.0	0.0	0.0	0.0	0.0	0.0	0.0	151.8
Flared	0.0	0.0	0.0	0.0	0.0	0.0	0.0	0.0	0.0	0.0	0.0	0.0	0.0
Vented	0.2	0.1	1.0	0.9	0.9	0.0	0.0	0.0	0.0	0.0	0.0	0.0	3.1
Diff and Other	-0.3	-1.2	-0.2	-1.3	-16.1	0.0	0.0	0.0	0.0	0.0	0.0	0.0	-19.1
Process and Frac													
Pentanes Plus	4.5	20.0	2.8	20.1	13.4	0.0	0.0	0.0	0.0	0.0	0.0	0.0	60.8
Propane	0.0	0.0	0.0	0.0	0.0	0.0	0.0	0.0	0.0	0.0	0.0	0.0	0.0
Butanes	0.0	0.0	0.0	0.0	0.0	0.0	0.0	0.0	0.0	0.0	0.0	0.0	0.0
Ethane	0.0	0.0	0.0	0.0	0.0	0.0	0.0	0.0	0.0	0.0	0.0	0.0	0.0
NGL MIX	0.0	0.0	0.0	0.0	0.0	0.0	0.0	0.0	0.0	0.0	0.0	0.0	0.0
Sulphur	0.0	0.0	0.0	0.0	0.0	0.0	0.0	0.0	0.0	0.0	0.0	0.0	0.0
Sulphur Closing Inv	0.0	0.0	0.0	0.0	0.0	0.0	0.0	0.0	0.0	0.0	0.0	0.0	0.0

Unit of Measurement: Gas and Gas equivalent products: 1000m3, Liquids: m3, Sulphur: MTS

VPR6200

Facility ID ABGS0148435

Facility Name PRESLEY 03-29-059-19W5 COMP

Facility Licence # 36935

Facility Operator OAW4 PARA

Production Month	202001	202002	202003	202004	202005	202006	202007	202008	202009	202010	202011	202012	Totals
Receipts													
Receipts from Alberta Facilities	20,433.0	20,403.0	21,816.7	20,645.8	21,109.1	0.0	0.0	0.0	0.0	0.0	0.0	0.0	104,407.6
Receipts from Non-Alberta Facilities	0.0	0.0	0.0	0.0	0.0	0.0	0.0	0.0	0.0	0.0	0.0	0.0	0.0
Dispositions													
Disposition													
Battery	0.0	0.0	0.0	0.0	0.0	0.0	0.0	0.0	0.0	0.0	0.0	0.0	0.0
Gas Gathering System	20,078.6	20,127.9	21,627.9	20,289.0	20,625.0	0.0	0.0	0.0	0.0	0.0	0.0	0.0	102,748.4
Gas Plant	0.0	0.0	0.0	0.0	0.0	0.0	0.0	0.0	0.0	0.0	0.0	0.0	0.0
Injection Facility	0.0	0.0	0.0	0.0	0.0	0.0	0.0	0.0	0.0	0.0	0.0	0.0	0.0
Meter Station	0.0	0.0	0.0	0.0	0.0	0.0	0.0	0.0	0.0	0.0	0.0	0.0	0.0
Other	0.0	0.0	0.0	0.0	0.0	0.0	0.0	0.0	0.0	0.0	0.0	0.0	0.0
Alberta Commercial	0.0	0.0	0.0	0.0	0.0	0.0	0.0	0.0	0.0	0.0	0.0	0.0	0.0
Alberta Industrial	0.0	0.0	0.0	0.0	0.0	0.0	0.0	0.0	0.0	0.0	0.0	0.0	0.0
Alberta Residential	0.0	0.0	0.0	0.0	0.0	0.0	0.0	0.0	0.0	0.0	0.0	0.0	0.0
Alberta Elec.Generation	0.0	0.0	0.0	0.0	0.0	0.0	0.0	0.0	0.0	0.0	0.0	0.0	0.0
Shrinkage													
Acid Gas	0.0	0.0	0.0	0.0	0.0	0.0	0.0	0.0	0.0	0.0	0.0	0.0	0.0
Other products	92.5	113.9	131.7	105.9	106.9	0.0	0.0	0.0	0.0	0.0	0.0	0.0	550.9
Fuel	655.2	664.4	730.6	679.8	694.3	0.0	0.0	0.0	0.0	0.0	0.0	0.0	3,424.3
Flared	3.8	4.4	5.6	5.4	8.8	0.0	0.0	0.0	0.0	0.0	0.0	0.0	28.0
Vented	0.0	0.0	0.0	0.0	0.0	0.0	0.0	0.0	0.0	0.0	0.0	0.0	0.0
Diff and Other	-397.1	-507.6	-679.1	-434.3	-325.9	0.0	0.0	0.0	0.0	0.0	0.0	0.0	-2,344.0
Process and Frac													
Pentanes Plus	447.8	551.2	637.4	512.2	517.1	0.0	0.0	0.0	0.0	0.0	0.0	0.0	2,665.7
Propane	0.0	0.0	0.0	0.0	0.0	0.0	0.0	0.0	0.0	0.0	0.0	0.0	0.0
Butanes	0.0	0.0	0.0	0.0	0.0	0.0	0.0	0.0	0.0	0.0	0.0	0.0	0.0
Ethane	0.0	0.0	0.0	0.0	0.0	0.0	0.0	0.0	0.0	0.0	0.0	0.0	0.0
NGL MIX	0.0	0.0	0.0	0.0	0.0	0.0	0.0	0.0	0.0	0.0	0.0	0.0	0.0
Sulphur	0.0	0.0	0.0	0.0	0.0	0.0	0.0	0.0	0.0	0.0	0.0	0.0	0.0
Sulphur Closing Inv	0.0	0.0	0.0	0.0	0.0	0.0	0.0	0.0	0.0	0.0	0.0	0.0	0.0

Unit of Measurement: Gas and Gas equivalent products: 1000m3, Liquids: m3, Sulphur: MTS

VPR6200

Facility ID ABGS0148438
Facility Licence # 42646

Facility Name PRESLEY 01-01-060-20W5 COMP
Facility Operator OAW4 PARA

Production Month	202001	202002	202003	202004	202005	202006	202007	202008	202009	202010	202011	202012	Totals
Receipts													
Receipts from Alberta Facilities	5,128.2	4,998.6	5,369.1	5,078.3	6,423.3	0.0	0.0	0.0	0.0	0.0	0.0	0.0	26,997.5
Receipts from Non-Alberta Facilities	0.0	0.0	0.0	0.0	0.0	0.0	0.0	0.0	0.0	0.0	0.0	0.0	0.0
Dispositions													
Disposition													
Battery	0.0	0.0	0.0	0.0	0.0	0.0	0.0	0.0	0.0	0.0	0.0	0.0	0.0
Gas Gathering System	5,073.2	4,929.0	5,358.4	5,037.8	6,269.4	0.0	0.0	0.0	0.0	0.0	0.0	0.0	26,667.8
Gas Plant	0.0	0.0	0.0	0.0	0.0	0.0	0.0	0.0	0.0	0.0	0.0	0.0	0.0
Injection Facility	0.0	0.0	0.0	0.0	0.0	0.0	0.0	0.0	0.0	0.0	0.0	0.0	0.0
Meter Station	0.0	0.0	0.0	0.0	0.0	0.0	0.0	0.0	0.0	0.0	0.0	0.0	0.0
Other	0.0	0.0	0.0	0.0	0.0	0.0	0.0	0.0	0.0	0.0	0.0	0.0	0.0
Alberta Commercial	0.0	0.0	0.0	0.0	0.0	0.0	0.0	0.0	0.0	0.0	0.0	0.0	0.0
Alberta Industrial	0.0	0.0	0.0	0.0	0.0	0.0	0.0	0.0	0.0	0.0	0.0	0.0	0.0
Alberta Residential	0.0	0.0	0.0	0.0	0.0	0.0	0.0	0.0	0.0	0.0	0.0	0.0	0.0
Alberta Elec.Generation	0.0	0.0	0.0	0.0	0.0	0.0	0.0	0.0	0.0	0.0	0.0	0.0	0.0
Shrinkage													
Acid Gas	0.0	0.0	0.0	0.0	0.0	0.0	0.0	0.0	0.0	0.0	0.0	0.0	0.0
Other products	30.8	20.9	39.2	23.7	30.2	0.0	0.0	0.0	0.0	0.0	0.0	0.0	144.8
Fuel	210.6	188.7	220.4	201.3	263.5	0.0	0.0	0.0	0.0	0.0	0.0	0.0	1,084.5
Flared	1.0	1.1	1.2	2.9	2.4	0.0	0.0	0.0	0.0	0.0	0.0	0.0	8.6
Vented	0.0	0.0	0.0	0.0	0.0	0.0	0.0	0.0	0.0	0.0	0.0	0.0	0.0
Diff and Other	-187.4	-141.1	-250.1	-187.4	-142.2	0.0	0.0	0.0	0.0	0.0	0.0	0.0	-908.2
Process and Frac													
Pentanes Plus	149.0	100.9	189.7	114.9	146.0	0.0	0.0	0.0	0.0	0.0	0.0	0.0	700.5
Propane	0.0	0.0	0.0	0.0	0.0	0.0	0.0	0.0	0.0	0.0	0.0	0.0	0.0
Butanes	0.0	0.0	0.0	0.0	0.0	0.0	0.0	0.0	0.0	0.0	0.0	0.0	0.0
Ethane	0.0	0.0	0.0	0.0	0.0	0.0	0.0	0.0	0.0	0.0	0.0	0.0	0.0
NGL MIX	0.0	0.0	0.0	0.0	0.0	0.0	0.0	0.0	0.0	0.0	0.0	0.0	0.0
Sulphur	0.0	0.0	0.0	0.0	0.0	0.0	0.0	0.0	0.0	0.0	0.0	0.0	0.0
Sulphur Closing Inv	0.0	0.0	0.0	0.0	0.0	0.0	0.0	0.0	0.0	0.0	0.0	0.0	0.0

Unit of Measurement: Gas and Gas equivalent products: 1000m3, Liquids: m3, Sulphur: MTS

VPR6200

Facility ID ABGS0148439
Facility Licence # 25564

Facility Name PRESLEY 11-16-059-19W5 COMP
Facility Operator OAW4 PARA

Production Month	202001	202002	202003	202004	202005	202006	202007	202008	202009	202010	202011	202012	Totals
Receipts													
Receipts from Alberta Facilities	7,475.5	7,447.9	7,605.5	7,395.3	4,827.2	0.0	0.0	0.0	0.0	0.0	0.0	0.0	34,751.4
Receipts from Non-Alberta Facilities	0.0	0.0	0.0	0.0	0.0	0.0	0.0	0.0	0.0	0.0	0.0	0.0	0.0
Dispositions													
Disposition													
Battery	0.0	0.0	0.0	0.0	0.0	0.0	0.0	0.0	0.0	0.0	0.0	0.0	0.0
Gas Gathering System	7,332.2	7,327.7	7,465.1	7,232.0	4,694.0	0.0	0.0	0.0	0.0	0.0	0.0	0.0	34,051.0
Gas Plant	0.0	0.0	0.0	0.0	0.0	0.0	0.0	0.0	0.0	0.0	0.0	0.0	0.0
Injection Facility	0.0	0.0	0.0	0.0	0.0	0.0	0.0	0.0	0.0	0.0	0.0	0.0	0.0
Meter Station	0.0	0.0	0.0	0.0	0.0	0.0	0.0	0.0	0.0	0.0	0.0	0.0	0.0
Other	0.0	0.0	0.0	0.0	0.0	0.0	0.0	0.0	0.0	0.0	0.0	0.0	0.0
Alberta Commercial	0.0	0.0	0.0	0.0	0.0	0.0	0.0	0.0	0.0	0.0	0.0	0.0	0.0
Alberta Industrial	0.0	0.0	0.0	0.0	0.0	0.0	0.0	0.0	0.0	0.0	0.0	0.0	0.0
Alberta Residential	0.0	0.0	0.0	0.0	0.0	0.0	0.0	0.0	0.0	0.0	0.0	0.0	0.0
Alberta Elec.Generation	0.0	0.0	0.0	0.0	0.0	0.0	0.0	0.0	0.0	0.0	0.0	0.0	0.0
Shrinkage													
Acid Gas	0.0	0.0	0.0	0.0	0.0	0.0	0.0	0.0	0.0	0.0	0.0	0.0	0.0
Other products	55.2	46.7	58.3	57.8	52.1	0.0	0.0	0.0	0.0	0.0	0.0	0.0	270.1
Fuel	101.2	84.9	95.9	118.8	94.1	0.0	0.0	0.0	0.0	0.0	0.0	0.0	494.9
Flared	0.0	0.0	0.8	1.3	0.2	0.0	0.0	0.0	0.0	0.0	0.0	0.0	2.3
Vented	0.0	0.0	0.0	0.0	0.0	0.0	0.0	0.0	0.0	0.0	0.0	0.0	0.0
Diff and Other	-13.1	-11.4	-14.6	-14.6	-13.2	0.0	0.0	0.0	0.0	0.0	0.0	0.0	-66.9
Process and Frac													
Pentanes Plus	267.3	225.8	282.0	279.9	252.0	0.0	0.0	0.0	0.0	0.0	0.0	0.0	1,307.0
Propane	0.0	0.0	0.0	0.0	0.0	0.0	0.0	0.0	0.0	0.0	0.0	0.0	0.0
Butanes	0.0	0.0	0.0	0.0	0.0	0.0	0.0	0.0	0.0	0.0	0.0	0.0	0.0
Ethane	0.0	0.0	0.0	0.0	0.0	0.0	0.0	0.0	0.0	0.0	0.0	0.0	0.0
NGL MIX	0.0	0.0	0.0	0.0	0.0	0.0	0.0	0.0	0.0	0.0	0.0	0.0	0.0
Sulphur	0.0	0.0	0.0	0.0	0.0	0.0	0.0	0.0	0.0	0.0	0.0	0.0	0.0
Sulphur Closing Inv	0.0	0.0	0.0	0.0	0.0	0.0	0.0	0.0	0.0	0.0	0.0	0.0	0.0

Unit of Measurement: Gas and Gas equivalent products: 1000m3, Liquids: m3, Sulphur: MTS

VPR6200

Facility ID ABGS0149016

Facility Name Strachan 05-34 Common Flow GGS

Facility Licence # 43191

Facility Operator A5RX BEC

Production Month	202001	202002	202003	202004	202005	202006	202007	202008	202009	202010	202011	202012	Totals
Receipts													
Receipts from Alberta Facilities	31,927.9	28,600.1	28,887.7	26,773.1	26,353.8	0.0	0.0	0.0	0.0	0.0	0.0	0.0	142,542.6
Receipts from Non-Alberta Facilities	0.0	0.0	0.0	0.0	0.0	0.0	0.0	0.0	0.0	0.0	0.0	0.0	0.0
Dispositions													
Disposition													
Battery	0.0	0.0	0.0	0.0	0.0	0.0	0.0	0.0	0.0	0.0	0.0	0.0	0.0
Gas Gathering System	30,926.8	28,018.3	28,180.1	26,288.2	25,900.4	0.0	0.0	0.0	0.0	0.0	0.0	0.0	139,313.8
Gas Plant	0.0	0.0	0.0	0.0	0.0	0.0	0.0	0.0	0.0	0.0	0.0	0.0	0.0
Injection Facility	0.0	0.0	0.0	0.0	0.0	0.0	0.0	0.0	0.0	0.0	0.0	0.0	0.0
Meter Station	0.0	0.0	0.0	0.0	0.0	0.0	0.0	0.0	0.0	0.0	0.0	0.0	0.0
Other	0.0	0.0	0.0	0.0	0.0	0.0	0.0	0.0	0.0	0.0	0.0	0.0	0.0
Alberta Commercial	0.0	0.0	0.0	0.0	0.0	0.0	0.0	0.0	0.0	0.0	0.0	0.0	0.0
Alberta Industrial	0.0	0.0	0.0	0.0	0.0	0.0	0.0	0.0	0.0	0.0	0.0	0.0	0.0
Alberta Residential	0.0	0.0	0.0	0.0	0.0	0.0	0.0	0.0	0.0	0.0	0.0	0.0	0.0
Alberta Elec.Generation	0.0	0.0	0.0	0.0	0.0	0.0	0.0	0.0	0.0	0.0	0.0	0.0	0.0
Shrinkage													
Acid Gas	0.0	0.0	0.0	0.0	0.0	0.0	0.0	0.0	0.0	0.0	0.0	0.0	0.0
Other products	6.2	8.2	3.5	4.5	7.3	0.0	0.0	0.0	0.0	0.0	0.0	0.0	29.7
Fuel	1,183.1	1,021.8	1,070.0	1,002.3	982.4	0.0	0.0	0.0	0.0	0.0	0.0	0.0	5,259.6
Flared	0.0	0.0	0.0	0.0	0.0	0.0	0.0	0.0	0.0	0.0	0.0	0.0	0.0
Vented	18.0	14.2	0.0	7.3	15.3	0.0	0.0	0.0	0.0	0.0	0.0	0.0	54.8
Diff and Other	-206.2	-462.4	-365.9	-529.2	-551.6	0.0	0.0	0.0	0.0	0.0	0.0	0.0	-2,115.3
Process and Frac													
Pentanes Plus	30.0	39.7	17.0	21.9	35.3	0.0	0.0	0.0	0.0	0.0	0.0	0.0	143.9
Propane	0.0	0.0	0.0	0.0	0.0	0.0	0.0	0.0	0.0	0.0	0.0	0.0	0.0
Butanes	0.0	0.0	0.0	0.0	0.0	0.0	0.0	0.0	0.0	0.0	0.0	0.0	0.0
Ethane	0.0	0.0	0.0	0.0	0.0	0.0	0.0	0.0	0.0	0.0	0.0	0.0	0.0
NGL MIX	0.0	0.0	0.0	0.0	0.0	0.0	0.0	0.0	0.0	0.0	0.0	0.0	0.0
Sulphur	0.0	0.0	0.0	0.0	0.0	0.0	0.0	0.0	0.0	0.0	0.0	0.0	0.0
Sulphur Closing Inv	0.0	0.0	0.0	0.0	0.0	0.0	0.0	0.0	0.0	0.0	0.0	0.0	0.0

Unit of Measurement: Gas and Gas equivalent products: 1000m3, Liquids: m3, Sulphur: MTS

VPR6200

Facility ID ABGS0149300

Facility Name PRL S. CAROLINE-ELKTON GS

Facility Licence # 4775

Facility Operator A5RX BEC

Production Month	202001	202002	202003	202004	202005	202006	202007	202008	202009	202010	202011	202012	Totals
Receipts													
Receipts from Alberta Facilities	7,164.2	7,185.7	8,232.1	8,340.4	8,518.4	0.0	0.0	0.0	0.0	0.0	0.0	0.0	39,440.8
Receipts from Non-Alberta Facilities	0.0	0.0	0.0	0.0	0.0	0.0	0.0	0.0	0.0	0.0	0.0	0.0	0.0
Dispositions													
Disposition													
Battery	0.0	0.0	0.0	0.0	0.0	0.0	0.0	0.0	0.0	0.0	0.0	0.0	0.0
Gas Gathering System	7,164.2	7,178.3	8,232.1	8,499.8	8,509.1	0.0	0.0	0.0	0.0	0.0	0.0	0.0	39,583.5
Gas Plant	0.0	0.0	0.0	0.0	0.0	0.0	0.0	0.0	0.0	0.0	0.0	0.0	0.0
Injection Facility	0.0	0.0	0.0	0.0	0.0	0.0	0.0	0.0	0.0	0.0	0.0	0.0	0.0
Meter Station	0.0	0.0	0.0	0.0	0.0	0.0	0.0	0.0	0.0	0.0	0.0	0.0	0.0
Other	0.0	0.0	0.0	0.0	0.0	0.0	0.0	0.0	0.0	0.0	0.0	0.0	0.0
Alberta Commercial	0.0	0.0	0.0	0.0	0.0	0.0	0.0	0.0	0.0	0.0	0.0	0.0	0.0
Alberta Industrial	0.0	0.0	0.0	0.0	0.0	0.0	0.0	0.0	0.0	0.0	0.0	0.0	0.0
Alberta Residential	0.0	0.0	0.0	0.0	0.0	0.0	0.0	0.0	0.0	0.0	0.0	0.0	0.0
Alberta Elec.Generation	0.0	0.0	0.0	0.0	0.0	0.0	0.0	0.0	0.0	0.0	0.0	0.0	0.0
Shrinkage													
Acid Gas	0.0	0.0	0.0	0.0	0.0	0.0	0.0	0.0	0.0	0.0	0.0	0.0	0.0
Other products	0.0	0.0	0.0	1.0	0.0	0.0	0.0	0.0	0.0	0.0	0.0	0.0	1.0
Fuel	0.0	13.6	2.9	2.8	1.6	0.0	0.0	0.0	0.0	0.0	0.0	0.0	20.9
Flared	0.0	30.6	6.4	6.2	7.6	0.0	0.0	0.0	0.0	0.0	0.0	0.0	50.8
Vented	0.0	0.0	0.0	0.0	0.0	0.0	0.0	0.0	0.0	0.0	0.0	0.0	0.0
Diff and Other	0.0	-36.8	-9.3	-169.4	0.1	0.0	0.0	0.0	0.0	0.0	0.0	0.0	-215.4
Process and Frac													
Pentanes Plus	0.0	0.0	0.0	4.8	0.0	0.0	0.0	0.0	0.0	0.0	0.0	0.0	4.8
Propane	0.0	0.0	0.0	0.0	0.0	0.0	0.0	0.0	0.0	0.0	0.0	0.0	0.0
Butanes	0.0	0.0	0.0	0.0	0.0	0.0	0.0	0.0	0.0	0.0	0.0	0.0	0.0
Ethane	0.0	0.0	0.0	0.0	0.0	0.0	0.0	0.0	0.0	0.0	0.0	0.0	0.0
NGL MIX	0.0	0.0	0.0	0.0	0.0	0.0	0.0	0.0	0.0	0.0	0.0	0.0	0.0
Sulphur	0.0	0.0	0.0	0.0	0.0	0.0	0.0	0.0	0.0	0.0	0.0	0.0	0.0
Sulphur Closing Inv	0.0	0.0	0.0	0.0	0.0	0.0	0.0	0.0	0.0	0.0	0.0	0.0	0.0

Unit of Measurement: Gas and Gas equivalent products: 1000m3, Liquids: m3, Sulphur: MTS

VPR6200

Facility ID ABGS0149618
Facility Licence # 22626

Facility Name WEST FOX CREEK 08-03 GGS
Facility Operator OAW4 PARA

Production Month	202001	202002	202003	202004	202005	202006	202007	202008	202009	202010	202011	202012	Totals
Receipts													
Receipts from Alberta Facilities	1,607.9	1,507.5	1,551.3	1,534.8	1,588.5	0.0	0.0	0.0	0.0	0.0	0.0	0.0	7,790.0
Receipts from Non-Alberta Facilities	0.0	0.0	0.0	0.0	0.0	0.0	0.0	0.0	0.0	0.0	0.0	0.0	0.0
Dispositions													
Disposition													
Battery	0.0	0.0	0.0	0.0	0.0	0.0	0.0	0.0	0.0	0.0	0.0	0.0	0.0
Gas Gathering System	1,455.2	1,372.6	1,407.6	1,394.2	1,438.4	0.0	0.0	0.0	0.0	0.0	0.0	0.0	7,068.0
Gas Plant	0.0	0.0	0.0	0.0	0.0	0.0	0.0	0.0	0.0	0.0	0.0	0.0	0.0
Injection Facility	0.0	0.0	0.0	0.0	0.0	0.0	0.0	0.0	0.0	0.0	0.0	0.0	0.0
Meter Station	0.0	0.0	0.0	0.0	0.0	0.0	0.0	0.0	0.0	0.0	0.0	0.0	0.0
Other	0.0	0.0	0.0	0.0	0.0	0.0	0.0	0.0	0.0	0.0	0.0	0.0	0.0
Alberta Commercial	0.0	0.0	0.0	0.0	0.0	0.0	0.0	0.0	0.0	0.0	0.0	0.0	0.0
Alberta Industrial	0.0	0.0	0.0	0.0	0.0	0.0	0.0	0.0	0.0	0.0	0.0	0.0	0.0
Alberta Residential	0.0	0.0	0.0	0.0	0.0	0.0	0.0	0.0	0.0	0.0	0.0	0.0	0.0
Alberta Elec.Generation	0.0	0.0	0.0	0.0	0.0	0.0	0.0	0.0	0.0	0.0	0.0	0.0	0.0
Shrinkage													
Acid Gas	0.0	0.0	0.0	0.0	0.0	0.0	0.0	0.0	0.0	0.0	0.0	0.0	0.0
Other products	1.6	0.0	0.0	0.0	1.1	0.0	0.0	0.0	0.0	0.0	0.0	0.0	2.7
Fuel	150.8	134.8	143.7	139.2	147.4	0.0	0.0	0.0	0.0	0.0	0.0	0.0	715.9
Flared	0.1	0.1	0.0	1.4	1.4	0.0	0.0	0.0	0.0	0.0	0.0	0.0	3.0
Vented	0.0	0.0	0.0	0.0	0.0	0.0	0.0	0.0	0.0	0.0	0.0	0.0	0.0
Diff and Other	0.2	0.0	0.0	0.0	0.2	0.0	0.0	0.0	0.0	0.0	0.0	0.0	0.4
Process and Frac													
Pentanes Plus	7.5	0.0	0.0	0.0	5.5	0.0	0.0	0.0	0.0	0.0	0.0	0.0	13.0
Propane	0.0	0.0	0.0	0.0	0.0	0.0	0.0	0.0	0.0	0.0	0.0	0.0	0.0
Butanes	0.0	0.0	0.0	0.0	0.0	0.0	0.0	0.0	0.0	0.0	0.0	0.0	0.0
Ethane	0.0	0.0	0.0	0.0	0.0	0.0	0.0	0.0	0.0	0.0	0.0	0.0	0.0
NGL MIX	0.0	0.0	0.0	0.0	0.0	0.0	0.0	0.0	0.0	0.0	0.0	0.0	0.0
Sulphur	0.0	0.0	0.0	0.0	0.0	0.0	0.0	0.0	0.0	0.0	0.0	0.0	0.0
Sulphur Closing Inv	0.0	0.0	0.0	0.0	0.0	0.0	0.0	0.0	0.0	0.0	0.0	0.0	0.0

Unit of Measurement: Gas and Gas equivalent products: 1000m3, Liquids: m3, Sulphur: MTS

VPR6200

Facility ID ABGS0149882
Facility Licence # 34348

Facility Name PECO 08-11-047-16w5
Facility Operator A68P

Production Month	202001	202002	202003	202004	202005	202006	202007	202008	202009	202010	202011	202012	Totals
Receipts													
Receipts from Alberta Facilities	3,667.5	7,018.3	4,740.6	3,568.5	0.0	0.0	0.0	0.0	0.0	0.0	0.0	0.0	18,994.9
Receipts from Non-Alberta Facilities	0.0	0.0	0.0	0.0	0.0	0.0	0.0	0.0	0.0	0.0	0.0	0.0	0.0
Dispositions													
Disposition													
Battery	0.0	0.0	0.0	0.0	0.0	0.0	0.0	0.0	0.0	0.0	0.0	0.0	0.0
Gas Gathering System	0.0	0.0	0.0	0.0	0.0	0.0	0.0	0.0	0.0	0.0	0.0	0.0	0.0
Gas Plant	0.0	0.0	0.0	0.0	0.0	0.0	0.0	0.0	0.0	0.0	0.0	0.0	0.0
Injection Facility	3,559.2	7,185.8	4,592.5	3,454.0	0.0	0.0	0.0	0.0	0.0	0.0	0.0	0.0	18,791.5
Meter Station	0.0	0.0	0.0	0.0	0.0	0.0	0.0	0.0	0.0	0.0	0.0	0.0	0.0
Other	0.0	0.0	0.0	0.0	0.0	0.0	0.0	0.0	0.0	0.0	0.0	0.0	0.0
Alberta Commercial	0.0	0.0	0.0	0.0	0.0	0.0	0.0	0.0	0.0	0.0	0.0	0.0	0.0
Alberta Industrial	0.0	0.0	0.0	0.0	0.0	0.0	0.0	0.0	0.0	0.0	0.0	0.0	0.0
Alberta Residential	0.0	0.0	0.0	0.0	0.0	0.0	0.0	0.0	0.0	0.0	0.0	0.0	0.0
Alberta Elec.Generation	0.0	0.0	0.0	0.0	0.0	0.0	0.0	0.0	0.0	0.0	0.0	0.0	0.0
Shrinkage													
Acid Gas	0.0	0.0	0.0	0.0	0.0	0.0	0.0	0.0	0.0	0.0	0.0	0.0	0.0
Other products	80.1	146.9	87.1	60.8	0.0	0.0	0.0	0.0	0.0	0.0	0.0	0.0	374.9
Fuel	0.0	0.0	0.0	0.0	0.0	0.0	0.0	0.0	0.0	0.0	0.0	0.0	0.0
Flared	0.0	0.0	0.0	0.0	0.0	0.0	0.0	0.0	0.0	0.0	0.0	0.0	0.0
Vented	0.0	0.8	0.5	0.3	0.0	0.0	0.0	0.0	0.0	0.0	0.0	0.0	1.6
Diff and Other	28.2	-315.2	60.5	53.4	0.0	0.0	0.0	0.0	0.0	0.0	0.0	0.0	-173.1
Process and Frac													
Pentanes Plus	387.5	710.8	421.5	294.1	0.0	0.0	0.0	0.0	0.0	0.0	0.0	0.0	1,813.9
Propane	0.0	0.0	0.0	0.0	0.0	0.0	0.0	0.0	0.0	0.0	0.0	0.0	0.0
Butanes	0.0	0.0	0.0	0.0	0.0	0.0	0.0	0.0	0.0	0.0	0.0	0.0	0.0
Ethane	0.0	0.0	0.0	0.0	0.0	0.0	0.0	0.0	0.0	0.0	0.0	0.0	0.0
NGL MIX	0.0	0.0	0.0	0.0	0.0	0.0	0.0	0.0	0.0	0.0	0.0	0.0	0.0
Sulphur	0.0	0.0	0.0	0.0	0.0	0.0	0.0	0.0	0.0	0.0	0.0	0.0	0.0
Sulphur Closing Inv	0.0	0.0	0.0	0.0	0.0	0.0	0.0	0.0	0.0	0.0	0.0	0.0	0.0

Unit of Measurement: Gas and Gas equivalent products: 1000m3, Liquids: m3, Sulphur: MTS

VPR6200

Facility ID ABGS0150832
Facility Licence # 12339

Facility Name VIKING GAS GATHERING SYSTEM
Facility Operator 0039 ROGCI

Production Month	202001	202002	202003	202004	202005	202006	202007	202008	202009	202010	202011	202012	Totals
Receipts													
Receipts from Alberta Facilities	773.0	853.5	974.5	836.4	916.1	0.0	0.0	0.0	0.0	0.0	0.0	0.0	4,353.5
Receipts from Non-Alberta Facilities	0.0	0.0	0.0	0.0	0.0	0.0	0.0	0.0	0.0	0.0	0.0	0.0	0.0
Dispositions													
Disposition													
Battery	0.0	0.0	0.0	0.0	0.0	0.0	0.0	0.0	0.0	0.0	0.0	0.0	0.0
Gas Gathering System	773.0	853.5	974.5	836.4	916.1	0.0	0.0	0.0	0.0	0.0	0.0	0.0	4,353.5
Gas Plant	0.0	0.0	0.0	0.0	0.0	0.0	0.0	0.0	0.0	0.0	0.0	0.0	0.0
Injection Facility	0.0	0.0	0.0	0.0	0.0	0.0	0.0	0.0	0.0	0.0	0.0	0.0	0.0
Meter Station	0.0	0.0	0.0	0.0	0.0	0.0	0.0	0.0	0.0	0.0	0.0	0.0	0.0
Other	0.0	0.0	0.0	0.0	0.0	0.0	0.0	0.0	0.0	0.0	0.0	0.0	0.0
Alberta Commercial	0.0	0.0	0.0	0.0	0.0	0.0	0.0	0.0	0.0	0.0	0.0	0.0	0.0
Alberta Industrial	0.0	0.0	0.0	0.0	0.0	0.0	0.0	0.0	0.0	0.0	0.0	0.0	0.0
Alberta Residential	0.0	0.0	0.0	0.0	0.0	0.0	0.0	0.0	0.0	0.0	0.0	0.0	0.0
Alberta Elec.Generation	0.0	0.0	0.0	0.0	0.0	0.0	0.0	0.0	0.0	0.0	0.0	0.0	0.0
Shrinkage													
Acid Gas	0.0	0.0	0.0	0.0	0.0	0.0	0.0	0.0	0.0	0.0	0.0	0.0	0.0
Other products	0.0	0.0	0.0	0.0	0.0	0.0	0.0	0.0	0.0	0.0	0.0	0.0	0.0
Fuel	0.0	0.0	0.0	0.0	0.0	0.0	0.0	0.0	0.0	0.0	0.0	0.0	0.0
Flared	0.0	0.0	0.0	0.0	0.0	0.0	0.0	0.0	0.0	0.0	0.0	0.0	0.0
Vented	0.0	0.0	0.0	0.0	0.0	0.0	0.0	0.0	0.0	0.0	0.0	0.0	0.0
Diff and Other	0.0	0.0	0.0	0.0	0.0	0.0	0.0	0.0	0.0	0.0	0.0	0.0	0.0
Process and Frac													
Pentanes Plus	0.0	0.0	0.2	0.0	0.0	0.0	0.0	0.0	0.0	0.0	0.0	0.0	0.2
Propane	0.0	0.0	0.0	0.0	0.0	0.0	0.0	0.0	0.0	0.0	0.0	0.0	0.0
Butanes	0.0	0.0	0.0	0.0	0.0	0.0	0.0	0.0	0.0	0.0	0.0	0.0	0.0
Ethane	0.0	0.0	0.0	0.0	0.0	0.0	0.0	0.0	0.0	0.0	0.0	0.0	0.0
NGL MIX	0.0	0.0	0.0	0.0	0.0	0.0	0.0	0.0	0.0	0.0	0.0	0.0	0.0
Sulphur	0.0	0.0	0.0	0.0	0.0	0.0	0.0	0.0	0.0	0.0	0.0	0.0	0.0
Sulphur Closing Inv	0.0	0.0	0.0	0.0	0.0	0.0	0.0	0.0	0.0	0.0	0.0	0.0	0.0

Unit of Measurement: Gas and Gas equivalent products: 1000m3, Liquids: m3, Sulphur: MTS

VPR6200

Facility ID ABGS0151657

Facility Name XTO LATOR 09-18-062-02W6 GS

Facility Licence # 50359

Facility Operator A6HJ

Production Month	202001	202002	202003	202004	202005	202006	202007	202008	202009	202010	202011	202012	Totals
Receipts													
Receipts from Alberta Facilities	5,493.5	5,013.5	4,920.9	5,004.2	3,974.7	0.0	0.0	0.0	0.0	0.0	0.0	0.0	24,406.8
Receipts from Non-Alberta Facilities	0.0	0.0	0.0	0.0	0.0	0.0	0.0	0.0	0.0	0.0	0.0	0.0	0.0
Dispositions													
Disposition Battery	1.4	1.4	1.4	0.0	0.0	0.0	0.0	0.0	0.0	0.0	0.0	0.0	4.2
Gas Gathering System	5,840.1	5,382.9	5,301.4	5,353.1	4,010.2	0.0	0.0	0.0	0.0	0.0	0.0	0.0	25,887.7
Gas Plant	0.0	0.0	0.0	0.0	0.0	0.0	0.0	0.0	0.0	0.0	0.0	0.0	0.0
Injection Facility	0.0	0.0	0.0	0.0	0.0	0.0	0.0	0.0	0.0	0.0	0.0	0.0	0.0
Meter Station	0.0	0.0	0.0	0.0	0.0	0.0	0.0	0.0	0.0	0.0	0.0	0.0	0.0
Other	0.0	0.0	0.0	0.0	0.0	0.0	0.0	0.0	0.0	0.0	0.0	0.0	0.0
Alberta Commercial	0.0	0.0	0.0	0.0	0.0	0.0	0.0	0.0	0.0	0.0	0.0	0.0	0.0
Alberta Industrial	0.0	0.0	0.0	0.0	0.0	0.0	0.0	0.0	0.0	0.0	0.0	0.0	0.0
Alberta Residential	0.0	0.0	0.0	0.0	0.0	0.0	0.0	0.0	0.0	0.0	0.0	0.0	0.0
Alberta Elec.Generation	0.0	0.0	0.0	0.0	0.0	0.0	0.0	0.0	0.0	0.0	0.0	0.0	0.0
Shrinkage Acid Gas	0.0	0.0	0.0	0.0	0.0	0.0	0.0	0.0	0.0	0.0	0.0	0.0	0.0
Other products	6.1	0.0	8.1	8.6	42.6	0.0	0.0	0.0	0.0	0.0	0.0	0.0	65.4
Fuel	0.0	1.1	0.0	1.8	1.6	0.0	0.0	0.0	0.0	0.0	0.0	0.0	4.5
Flared	21.2	21.8	25.5	31.4	19.6	0.0	0.0	0.0	0.0	0.0	0.0	0.0	119.5
Vented	0.0	0.0	0.0	0.0	0.0	0.0	0.0	0.0	0.0	0.0	0.0	0.0	0.0
Diff and Other	-375.3	-393.7	-415.5	-390.7	-99.3	0.0	0.0	0.0	0.0	0.0	0.0	0.0	-1,674.5
Process and Frac													
Pentanes Plus	29.4	0.0	39.1	41.8	206.0	0.0	0.0	0.0	0.0	0.0	0.0	0.0	316.3
Propane	0.0	0.0	0.0	0.0	0.0	0.0	0.0	0.0	0.0	0.0	0.0	0.0	0.0
Butanes	0.0	0.0	0.0	0.0	0.0	0.0	0.0	0.0	0.0	0.0	0.0	0.0	0.0
Ethane	0.0	0.0	0.0	0.0	0.0	0.0	0.0	0.0	0.0	0.0	0.0	0.0	0.0
NGL MIX	0.0	0.0	0.0	0.0	0.0	0.0	0.0	0.0	0.0	0.0	0.0	0.0	0.0
Sulphur	0.0	0.0	0.0	0.0	0.0	0.0	0.0	0.0	0.0	0.0	0.0	0.0	0.0
Sulphur Closing Inv	0.0	0.0	0.0	0.0	0.0	0.0	0.0	0.0	0.0	0.0	0.0	0.0	0.0

Unit of Measurement: Gas and Gas equivalent products: 1000m3, Liquids: m3, Sulphur: MTS

VPR6200

Facility ID ABGS0151660

Facility Name TRILOGY TWO CREEKS 12-27 GGS

Facility Licence # 37559

Facility Operator OAW4 PARA

Production Month	202001	202002	202003	202004	202005	202006	202007	202008	202009	202010	202011	202012	Totals
Receipts													
Receipts from Alberta Facilities	214.5	198.3	231.1	219.7	231.4	0.0	0.0	0.0	0.0	0.0	0.0	0.0	1,095.0
Receipts from Non-Alberta Facilities	0.0	0.0	0.0	0.0	0.0	0.0	0.0	0.0	0.0	0.0	0.0	0.0	0.0
Dispositions													
Disposition													
Battery	0.0	0.0	0.0	0.0	0.0	0.0	0.0	0.0	0.0	0.0	0.0	0.0	0.0
Gas Gathering System	212.5	197.6	229.7	219.0	217.4	0.0	0.0	0.0	0.0	0.0	0.0	0.0	1,076.2
Gas Plant	0.0	0.0	0.0	0.0	0.0	0.0	0.0	0.0	0.0	0.0	0.0	0.0	0.0
Injection Facility	0.0	0.0	0.0	0.0	0.0	0.0	0.0	0.0	0.0	0.0	0.0	0.0	0.0
Meter Station	0.0	0.0	0.0	0.0	0.0	0.0	0.0	0.0	0.0	0.0	0.0	0.0	0.0
Other	0.0	0.0	0.0	0.0	0.0	0.0	0.0	0.0	0.0	0.0	0.0	0.0	0.0
Alberta Commercial	0.0	0.0	0.0	0.0	0.0	0.0	0.0	0.0	0.0	0.0	0.0	0.0	0.0
Alberta Industrial	0.0	0.0	0.0	0.0	0.0	0.0	0.0	0.0	0.0	0.0	0.0	0.0	0.0
Alberta Residential	0.0	0.0	0.0	0.0	0.0	0.0	0.0	0.0	0.0	0.0	0.0	0.0	0.0
Alberta Elec.Generation	0.0	0.0	0.0	0.0	0.0	0.0	0.0	0.0	0.0	0.0	0.0	0.0	0.0
Shrinkage													
Acid Gas	0.0	0.0	0.0	0.0	0.0	0.0	0.0	0.0	0.0	0.0	0.0	0.0	0.0
Other products	1.9	0.2	1.1	0.2	0.2	0.0	0.0	0.0	0.0	0.0	0.0	0.0	3.6
Fuel	0.5	0.5	0.5	0.5	12.9	0.0	0.0	0.0	0.0	0.0	0.0	0.0	14.9
Flared	0.0	0.0	0.0	0.0	0.0	0.0	0.0	0.0	0.0	0.0	0.0	0.0	0.0
Vented	0.1	0.1	0.1	0.1	0.9	0.0	0.0	0.0	0.0	0.0	0.0	0.0	1.3
Diff and Other	-0.5	-0.1	-0.3	-0.1	0.0	0.0	0.0	0.0	0.0	0.0	0.0	0.0	-1.0
Process and Frac													
Pentanes Plus	9.1	0.9	5.2	0.8	1.0	0.0	0.0	0.0	0.0	0.0	0.0	0.0	17.0
Propane	0.0	0.0	0.0	0.0	0.0	0.0	0.0	0.0	0.0	0.0	0.0	0.0	0.0
Butanes	0.0	0.0	0.0	0.0	0.0	0.0	0.0	0.0	0.0	0.0	0.0	0.0	0.0
Ethane	0.0	0.0	0.0	0.0	0.0	0.0	0.0	0.0	0.0	0.0	0.0	0.0	0.0
NGL MIX	0.0	0.0	0.0	0.0	0.0	0.0	0.0	0.0	0.0	0.0	0.0	0.0	0.0
Sulphur	0.0	0.0	0.0	0.0	0.0	0.0	0.0	0.0	0.0	0.0	0.0	0.0	0.0
Sulphur Closing Inv	0.0	0.0	0.0	0.0	0.0	0.0	0.0	0.0	0.0	0.0	0.0	0.0	0.0

Unit of Measurement: Gas and Gas equivalent products: 1000m3, Liquids: m3, Sulphur: MTS

VPR6200

Facility ID ABGS0152190

Facility Name 06-08-061-14W5 Sakwa Compressor GS

Facility Licence # 33855

Facility Operator A6GD SINOPEC

Production Month	202001	202002	202003	202004	202005	202006	202007	202008	202009	202010	202011	202012	Totals
Receipts													
Receipts from Alberta Facilities	669.0	653.1	696.0	663.7	719.7	0.0	0.0	0.0	0.0	0.0	0.0	0.0	3,401.5
Receipts from Non-Alberta Facilities	0.0	0.0	0.0	0.0	0.0	0.0	0.0	0.0	0.0	0.0	0.0	0.0	0.0
Dispositions													
Disposition													
Battery	0.0	0.0	0.0	0.0	0.0	0.0	0.0	0.0	0.0	0.0	0.0	0.0	0.0
Gas Gathering System	607.7	604.6	646.4	618.5	672.1	0.0	0.0	0.0	0.0	0.0	0.0	0.0	3,149.3
Gas Plant	0.0	0.0	0.0	0.0	0.0	0.0	0.0	0.0	0.0	0.0	0.0	0.0	0.0
Injection Facility	0.0	0.0	0.0	0.0	0.0	0.0	0.0	0.0	0.0	0.0	0.0	0.0	0.0
Meter Station	0.0	0.0	0.0	0.0	0.0	0.0	0.0	0.0	0.0	0.0	0.0	0.0	0.0
Other	0.0	0.0	0.0	0.0	0.0	0.0	0.0	0.0	0.0	0.0	0.0	0.0	0.0
Alberta Commercial	0.0	0.0	0.0	0.0	0.0	0.0	0.0	0.0	0.0	0.0	0.0	0.0	0.0
Alberta Industrial	0.0	0.0	0.0	0.0	0.0	0.0	0.0	0.0	0.0	0.0	0.0	0.0	0.0
Alberta Residential	0.0	0.0	0.0	0.0	0.0	0.0	0.0	0.0	0.0	0.0	0.0	0.0	0.0
Alberta Elec.Generation	0.0	0.0	0.0	0.0	0.0	0.0	0.0	0.0	0.0	0.0	0.0	0.0	0.0
Shrinkage													
Acid Gas	0.0	0.0	0.0	0.0	0.0	0.0	0.0	0.0	0.0	0.0	0.0	0.0	0.0
Other products	0.0	0.0	0.0	0.0	0.4	0.0	0.0	0.0	0.0	0.0	0.0	0.0	0.4
Fuel	60.2	45.8	46.8	42.6	44.7	0.0	0.0	0.0	0.0	0.0	0.0	0.0	240.1
Flared	0.0	0.0	0.0	0.0	0.0	0.0	0.0	0.0	0.0	0.0	0.0	0.0	0.0
Vented	1.1	2.7	2.8	2.6	2.6	0.0	0.0	0.0	0.0	0.0	0.0	0.0	11.8
Diff and Other	0.0	0.0	0.0	0.0	-0.1	0.0	0.0	0.0	0.0	0.0	0.0	0.0	-0.1
Process and Frac													
Pentanes Plus	0.0	0.0	0.0	0.0	1.7	0.0	0.0	0.0	0.0	0.0	0.0	0.0	1.7
Propane	0.0	0.0	0.0	0.0	0.0	0.0	0.0	0.0	0.0	0.0	0.0	0.0	0.0
Butanes	0.0	0.0	0.0	0.0	0.0	0.0	0.0	0.0	0.0	0.0	0.0	0.0	0.0
Ethane	0.0	0.0	0.0	0.0	0.0	0.0	0.0	0.0	0.0	0.0	0.0	0.0	0.0
NGL MIX	0.0	0.0	0.0	0.0	0.0	0.0	0.0	0.0	0.0	0.0	0.0	0.0	0.0
Sulphur	0.0	0.0	0.0	0.0	0.0	0.0	0.0	0.0	0.0	0.0	0.0	0.0	0.0
Sulphur Closing Inv	0.0	0.0	0.0	0.0	0.0	0.0	0.0	0.0	0.0	0.0	0.0	0.0	0.0

Unit of Measurement: Gas and Gas equivalent products: 1000m3, Liquids: m3, Sulphur: MTS

VPR6200

Facility ID ABGS0152292
Facility Licence # 46908

Facility Name CHEVRON 03-05-062-16W5 GS
Facility Operator 0045 CHEVRON

Production Month	202001	202002	202003	202004	202005	202006	202007	202008	202009	202010	202011	202012	Totals
Receipts													
Receipts from Alberta Facilities	3,030.2	2,666.4	2,374.2	2,638.2	908.8	0.0	0.0	0.0	0.0	0.0	0.0	0.0	11,617.8
Receipts from Non-Alberta Facilities	0.0	0.0	0.0	0.0	0.0	0.0	0.0	0.0	0.0	0.0	0.0	0.0	0.0
Dispositions													
Disposition													
Battery	0.0	0.0	0.0	0.0	30.6	0.0	0.0	0.0	0.0	0.0	0.0	0.0	30.6
Gas Gathering System	1,185.3	1,044.9	914.7	937.7	673.5	0.0	0.0	0.0	0.0	0.0	0.0	0.0	4,756.1
Gas Plant	0.0	0.0	0.0	0.0	0.0	0.0	0.0	0.0	0.0	0.0	0.0	0.0	0.0
Injection Facility	0.0	0.0	0.0	0.0	0.0	0.0	0.0	0.0	0.0	0.0	0.0	0.0	0.0
Meter Station	0.0	0.0	0.0	0.0	0.0	0.0	0.0	0.0	0.0	0.0	0.0	0.0	0.0
Other	0.0	0.0	0.0	0.0	0.0	0.0	0.0	0.0	0.0	0.0	0.0	0.0	0.0
Alberta Commercial	0.0	0.0	0.0	0.0	0.0	0.0	0.0	0.0	0.0	0.0	0.0	0.0	0.0
Alberta Industrial	0.0	0.0	0.0	0.0	0.0	0.0	0.0	0.0	0.0	0.0	0.0	0.0	0.0
Alberta Residential	0.0	0.0	0.0	0.0	0.0	0.0	0.0	0.0	0.0	0.0	0.0	0.0	0.0
Alberta Elec.Generation	0.0	0.0	0.0	0.0	0.0	0.0	0.0	0.0	0.0	0.0	0.0	0.0	0.0
Shrinkage													
Acid Gas	0.0	0.0	0.0	0.0	0.0	0.0	0.0	0.0	0.0	0.0	0.0	0.0	0.0
Other products	1,465.8	1,249.3	1,159.2	1,271.6	340.8	0.0	0.0	0.0	0.0	0.0	0.0	0.0	5,486.7
Fuel	46.1	22.9	16.9	21.2	0.0	0.0	0.0	0.0	0.0	0.0	0.0	0.0	107.1
Flared	201.7	171.5	150.6	166.5	50.3	0.0	0.0	0.0	0.0	0.0	0.0	0.0	740.6
Vented	6.5	5.6	5.1	5.7	0.1	0.0	0.0	0.0	0.0	0.0	0.0	0.0	23.0
Diff and Other	124.8	172.2	127.7	235.5	-186.5	0.0	0.0	0.0	0.0	0.0	0.0	0.0	473.7
Process and Frac													
Pentanes Plus	7,092.4	6,044.7	5,608.8	6,152.9	1,648.8	0.0	0.0	0.0	0.0	0.0	0.0	0.0	26,547.6
Propane	0.0	0.0	0.0	0.0	0.0	0.0	0.0	0.0	0.0	0.0	0.0	0.0	0.0
Butanes	0.0	0.0	0.0	0.0	0.0	0.0	0.0	0.0	0.0	0.0	0.0	0.0	0.0
Ethane	0.0	0.0	0.0	0.0	0.0	0.0	0.0	0.0	0.0	0.0	0.0	0.0	0.0
NGL MIX	0.0	0.0	0.0	0.0	0.0	0.0	0.0	0.0	0.0	0.0	0.0	0.0	0.0
Sulphur	0.0	0.0	0.0	0.0	0.0	0.0	0.0	0.0	0.0	0.0	0.0	0.0	0.0
Sulphur Closing Inv	0.0	0.0	0.0	0.0	0.0	0.0	0.0	0.0	0.0	0.0	0.0	0.0	0.0

Unit of Measurement: Gas and Gas equivalent products: 1000m3, Liquids: m3, Sulphur: MTS

VPR6200

Facility ID ABGS0152307

Facility Name 10-36 GAS TO 14-26 RISER

Facility Licence # 41017

Facility Operator AOL1 VESTA

Production Month	202001	202002	202003	202004	202005	202006	202007	202008	202009	202010	202011	202012	Totals
Receipts													
Receipts from Alberta Facilities	891.2	581.2	298.0	0.0	21.7	0.0	0.0	0.0	0.0	0.0	0.0	0.0	1,792.1
Receipts from Non-Alberta Facilities	0.0	0.0	0.0	0.0	0.0	0.0	0.0	0.0	0.0	0.0	0.0	0.0	0.0
Dispositions													
Disposition													
Battery	0.0	0.0	0.0	0.0	0.0	0.0	0.0	0.0	0.0	0.0	0.0	0.0	0.0
Gas Gathering System	891.2	581.2	298.0	0.0	21.7	0.0	0.0	0.0	0.0	0.0	0.0	0.0	1,792.1
Gas Plant	0.0	0.0	0.0	0.0	0.0	0.0	0.0	0.0	0.0	0.0	0.0	0.0	0.0
Injection Facility	0.0	0.0	0.0	0.0	0.0	0.0	0.0	0.0	0.0	0.0	0.0	0.0	0.0
Meter Station	0.0	0.0	0.0	0.0	0.0	0.0	0.0	0.0	0.0	0.0	0.0	0.0	0.0
Other	0.0	0.0	0.0	0.0	0.0	0.0	0.0	0.0	0.0	0.0	0.0	0.0	0.0
Alberta Commercial	0.0	0.0	0.0	0.0	0.0	0.0	0.0	0.0	0.0	0.0	0.0	0.0	0.0
Alberta Industrial	0.0	0.0	0.0	0.0	0.0	0.0	0.0	0.0	0.0	0.0	0.0	0.0	0.0
Alberta Residential	0.0	0.0	0.0	0.0	0.0	0.0	0.0	0.0	0.0	0.0	0.0	0.0	0.0
Alberta Elec.Generation	0.0	0.0	0.0	0.0	0.0	0.0	0.0	0.0	0.0	0.0	0.0	0.0	0.0
Shrinkage													
Acid Gas	0.0	0.0	0.0	0.0	0.0	0.0	0.0	0.0	0.0	0.0	0.0	0.0	0.0
Other products	0.0	3.0	0.0	0.0	0.0	0.0	0.0	0.0	0.0	0.0	0.0	0.0	3.0
Fuel	0.0	0.0	0.0	0.0	0.0	0.0	0.0	0.0	0.0	0.0	0.0	0.0	0.0
Flared	0.0	0.0	0.0	0.0	0.0	0.0	0.0	0.0	0.0	0.0	0.0	0.0	0.0
Vented	0.0	0.0	0.0	0.0	0.0	0.0	0.0	0.0	0.0	0.0	0.0	0.0	0.0
Diff and Other	0.0	-3.0	0.0	0.0	0.0	0.0	0.0	0.0	0.0	0.0	0.0	0.0	-3.0
Process and Frac													
Pentanes Plus	0.0	2.0	0.0	0.0	0.0	0.0	0.0	0.0	0.0	0.0	0.0	0.0	2.0
Propane	0.0	0.0	0.0	0.0	0.0	0.0	0.0	0.0	0.0	0.0	0.0	0.0	0.0
Butanes	0.0	0.0	0.0	0.0	0.0	0.0	0.0	0.0	0.0	0.0	0.0	0.0	0.0
Ethane	0.0	0.0	0.0	0.0	0.0	0.0	0.0	0.0	0.0	0.0	0.0	0.0	0.0
NGL MIX	0.0	11.7	0.0	0.0	0.0	0.0	0.0	0.0	0.0	0.0	0.0	0.0	11.7
Sulphur	0.0	0.0	0.0	0.0	0.0	0.0	0.0	0.0	0.0	0.0	0.0	0.0	0.0
Sulphur Closing Inv	0.0	0.0	0.0	0.0	0.0	0.0	0.0	0.0	0.0	0.0	0.0	0.0	0.0

Unit of Measurement: Gas and Gas equivalent products: 1000m3, Liquids: m3, Sulphur: MTS

VPR6200

Facility ID ABGS0152420

Facility Name XTO 7-20-60-19W5 Gathering System

Facility Licence # 50731

Facility Operator A6HJ

Production Month	202001	202002	202003	202004	202005	202006	202007	202008	202009	202010	202011	202012	Totals
Receipts													
Receipts from Alberta Facilities	124,746.5	115,544.5	116,382.9	106,489.5	104,774.7	0.0	0.0	0.0	0.0	0.0	0.0	0.0	567,938.1
Receipts from Non-Alberta Facilities	0.0	0.0	0.0	0.0	0.0	0.0	0.0	0.0	0.0	0.0	0.0	0.0	0.0
Dispositions													
Disposition													
Battery	0.0	0.0	0.0	0.0	0.0	0.0	0.0	0.0	0.0	0.0	0.0	0.0	0.0
Gas Gathering System	116,480.9	107,620.4	108,875.8	99,715.9	97,961.5	0.0	0.0	0.0	0.0	0.0	0.0	0.0	530,654.5
Gas Plant	5,290.1	4,524.7	4,343.1	3,773.9	3,536.8	0.0	0.0	0.0	0.0	0.0	0.0	0.0	21,468.6
Injection Facility	0.0	0.0	0.0	0.0	0.0	0.0	0.0	0.0	0.0	0.0	0.0	0.0	0.0
Meter Station	0.0	0.0	0.0	0.0	0.0	0.0	0.0	0.0	0.0	0.0	0.0	0.0	0.0
Other	0.0	0.0	0.0	0.0	0.0	0.0	0.0	0.0	0.0	0.0	0.0	0.0	0.0
Alberta Commercial	0.0	0.0	0.0	0.0	0.0	0.0	0.0	0.0	0.0	0.0	0.0	0.0	0.0
Alberta Industrial	0.0	0.0	0.0	0.0	0.0	0.0	0.0	0.0	0.0	0.0	0.0	0.0	0.0
Alberta Residential	0.0	0.0	0.0	0.0	0.0	0.0	0.0	0.0	0.0	0.0	0.0	0.0	0.0
Alberta Elec.Generation	0.0	0.0	0.0	0.0	0.0	0.0	0.0	0.0	0.0	0.0	0.0	0.0	0.0
Shrinkage													
Acid Gas	0.0	0.0	0.0	0.0	0.0	0.0	0.0	0.0	0.0	0.0	0.0	0.0	0.0
Other products	0.2	8.2	10.0	8.1	-16.6	0.0	0.0	0.0	0.0	0.0	0.0	0.0	9.9
Fuel	5,760.6	5,338.1	5,749.0	5,166.3	5,378.5	0.0	0.0	0.0	0.0	0.0	0.0	0.0	27,392.5
Flared	346.9	244.2	269.4	206.1	211.8	0.0	0.0	0.0	0.0	0.0	0.0	0.0	1,278.4
Vented	0.0	0.0	0.0	0.0	0.0	0.0	0.0	0.0	0.0	0.0	0.0	0.0	0.0
Diff and Other	-3,132.2	-2,191.1	-2,864.4	-2,380.8	-2,297.3	0.0	0.0	0.0	0.0	0.0	0.0	0.0	-12,865.8
Process and Frac													
Pentanes Plus	0.9	39.9	48.4	39.2	-80.3	0.0	0.0	0.0	0.0	0.0	0.0	0.0	48.1
Propane	0.0	0.0	0.0	0.0	0.0	0.0	0.0	0.0	0.0	0.0	0.0	0.0	0.0
Butanes	0.0	0.0	0.0	0.0	0.0	0.0	0.0	0.0	0.0	0.0	0.0	0.0	0.0
Ethane	0.0	0.0	0.0	0.0	0.0	0.0	0.0	0.0	0.0	0.0	0.0	0.0	0.0
NGL MIX	0.0	0.0	0.0	0.0	0.0	0.0	0.0	0.0	0.0	0.0	0.0	0.0	0.0
Sulphur	0.0	0.0	0.0	0.0	0.0	0.0	0.0	0.0	0.0	0.0	0.0	0.0	0.0
Sulphur Closing Inv	0.0	0.0	0.0	0.0	0.0	0.0	0.0	0.0	0.0	0.0	0.0	0.0	0.0

Unit of Measurement: Gas and Gas equivalent products: 1000m3, Liquids: m3, Sulphur: MTS

VPR6200

Facility ID ABGS0152661
Facility Licence # 51073

Facility Name AltaGas Eagle Hill GS
Facility Operator A0TK AOP

Production Month	202001	202002	202003	202004	202005	202006	202007	202008	202009	202010	202011	202012	Totals
Receipts													
Receipts from Alberta Facilities	12,936.9	12,760.3	13,691.2	10,820.6	11,596.6	0.0	0.0	0.0	0.0	0.0	0.0	0.0	61,805.6
Receipts from Non-Alberta Facilities	0.0	0.0	0.0	0.0	0.0	0.0	0.0	0.0	0.0	0.0	0.0	0.0	0.0
Dispositions													
Disposition													
Battery	0.0	0.0	0.0	0.0	0.0	0.0	0.0	0.0	0.0	0.0	0.0	0.0	0.0
Gas Gathering System	12,075.7	12,119.1	12,917.2	10,114.0	10,920.1	0.0	0.0	0.0	0.0	0.0	0.0	0.0	58,146.1
Gas Plant	0.0	0.0	0.0	0.0	0.0	0.0	0.0	0.0	0.0	0.0	0.0	0.0	0.0
Injection Facility	0.0	0.0	0.0	0.0	0.0	0.0	0.0	0.0	0.0	0.0	0.0	0.0	0.0
Meter Station	0.0	0.0	0.0	0.0	0.0	0.0	0.0	0.0	0.0	0.0	0.0	0.0	0.0
Other	0.0	0.0	0.0	0.0	0.0	0.0	0.0	0.0	0.0	0.0	0.0	0.0	0.0
Alberta Commercial	0.0	0.0	0.0	0.0	0.0	0.0	0.0	0.0	0.0	0.0	0.0	0.0	0.0
Alberta Industrial	0.0	0.0	0.0	0.0	0.0	0.0	0.0	0.0	0.0	0.0	0.0	0.0	0.0
Alberta Residential	0.0	0.0	0.0	0.0	0.0	0.0	0.0	0.0	0.0	0.0	0.0	0.0	0.0
Alberta Elec.Generation	0.0	0.0	0.0	0.0	0.0	0.0	0.0	0.0	0.0	0.0	0.0	0.0	0.0
Shrinkage													
Acid Gas	0.0	0.0	0.0	0.0	0.0	0.0	0.0	0.0	0.0	0.0	0.0	0.0	0.0
Other products	460.4	298.8	435.2	188.3	246.7	0.0	0.0	0.0	0.0	0.0	0.0	0.0	1,629.4
Fuel	356.8	430.3	429.5	364.1	390.7	0.0	0.0	0.0	0.0	0.0	0.0	0.0	1,971.4
Flared	29.9	5.5	11.8	14.8	10.6	0.0	0.0	0.0	0.0	0.0	0.0	0.0	72.6
Vented	11.1	10.0	11.5	9.5	6.3	0.0	0.0	0.0	0.0	0.0	0.0	0.0	48.4
Diff and Other	3.0	-103.4	-114.0	129.9	22.2	0.0	0.0	0.0	0.0	0.0	0.0	0.0	-62.3
Process and Frac													
Pentanes Plus	2,227.8	1,445.8	2,105.6	911.0	1,193.9	0.0	0.0	0.0	0.0	0.0	0.0	0.0	7,884.1
Propane	0.0	0.0	0.0	0.0	0.0	0.0	0.0	0.0	0.0	0.0	0.0	0.0	0.0
Butanes	0.0	0.0	0.0	0.0	0.0	0.0	0.0	0.0	0.0	0.0	0.0	0.0	0.0
Ethane	0.0	0.0	0.0	0.0	0.0	0.0	0.0	0.0	0.0	0.0	0.0	0.0	0.0
NGL MIX	0.0	0.0	0.0	0.0	0.0	0.0	0.0	0.0	0.0	0.0	0.0	0.0	0.0
Sulphur	0.0	0.0	0.0	0.0	0.0	0.0	0.0	0.0	0.0	0.0	0.0	0.0	0.0
Sulphur Closing Inv	0.0	0.0	0.0	0.0	0.0	0.0	0.0	0.0	0.0	0.0	0.0	0.0	0.0

Unit of Measurement: Gas and Gas equivalent products: 1000m3, Liquids: m3, Sulphur: MTS

VPR6200

Facility ID ABGS0152892

Facility Name KEYERA WAPITI GOLD CRK GGS

Facility Licence # 47965

Facility Operator AOC0 KEYERA

Production Month	202001	202002	202003	202004	202005	202006	202007	202008	202009	202010	202011	202012	Totals
Receipts													
Receipts from Alberta Facilities	16,372.2	25,817.1	12,126.0	35,637.0	39,437.3	0.0	0.0	0.0	0.0	0.0	0.0	0.0	129,389.6
Receipts from Non-Alberta Facilities	0.0	0.0	0.0	0.0	0.0	0.0	0.0	0.0	0.0	0.0	0.0	0.0	0.0
Dispositions													
Disposition													
Battery	626.9	1,099.3	494.7	1,272.0	797.4	0.0	0.0	0.0	0.0	0.0	0.0	0.0	4,290.3
Gas Gathering System	0.0	0.0	0.0	0.0	0.0	0.0	0.0	0.0	0.0	0.0	0.0	0.0	0.0
Gas Plant	12,870.6	19,800.8	9,125.5	27,952.1	32,278.8	0.0	0.0	0.0	0.0	0.0	0.0	0.0	102,027.8
Injection Facility	0.0	0.0	0.0	0.0	0.0	0.0	0.0	0.0	0.0	0.0	0.0	0.0	0.0
Meter Station	0.0	0.0	0.0	0.0	0.0	0.0	0.0	0.0	0.0	0.0	0.0	0.0	0.0
Other	0.0	0.0	0.0	0.0	0.0	0.0	0.0	0.0	0.0	0.0	0.0	0.0	0.0
Alberta Commercial	0.0	0.0	0.0	0.0	0.0	0.0	0.0	0.0	0.0	0.0	0.0	0.0	0.0
Alberta Industrial	0.0	0.0	0.0	0.0	0.0	0.0	0.0	0.0	0.0	0.0	0.0	0.0	0.0
Alberta Residential	0.0	0.0	0.0	0.0	0.0	0.0	0.0	0.0	0.0	0.0	0.0	0.0	0.0
Alberta Elec.Generation	0.0	0.0	0.0	0.0	0.0	0.0	0.0	0.0	0.0	0.0	0.0	0.0	0.0
Shrinkage													
Acid Gas	0.0	0.0	0.0	0.0	0.0	0.0	0.0	0.0	0.0	0.0	0.0	0.0	0.0
Other products	3,420.4	6,580.5	3,058.5	8,785.4	8,957.7	0.0	0.0	0.0	0.0	0.0	0.0	0.0	30,802.5
Fuel	762.1	923.5	623.5	1,006.1	1,020.7	0.0	0.0	0.0	0.0	0.0	0.0	0.0	4,335.9
Flared	120.1	204.7	303.9	160.6	86.6	0.0	0.0	0.0	0.0	0.0	0.0	0.0	875.9
Vented	0.0	0.0	0.0	0.0	0.0	0.0	0.0	0.0	0.0	0.0	0.0	0.0	0.0
Diff and Other	-1,427.9	-2,791.7	-1,480.1	-3,539.2	-3,703.9	0.0	0.0	0.0	0.0	0.0	0.0	0.0	-12,942.8
Process and Frac													
Pentanes Plus	16,550.0	31,840.5	14,799.0	42,509.2	43,343.0	0.0	0.0	0.0	0.0	0.0	0.0	0.0	149,041.7
Propane	0.0	0.0	0.0	0.0	0.0	0.0	0.0	0.0	0.0	0.0	0.0	0.0	0.0
Butanes	0.0	0.0	0.0	0.0	0.0	0.0	0.0	0.0	0.0	0.0	0.0	0.0	0.0
Ethane	0.0	0.0	0.0	0.0	0.0	0.0	0.0	0.0	0.0	0.0	0.0	0.0	0.0
NGL MIX	0.0	0.0	0.0	0.0	0.0	0.0	0.0	0.0	0.0	0.0	0.0	0.0	0.0
Sulphur	0.0	0.0	0.0	0.0	0.0	0.0	0.0	0.0	0.0	0.0	0.0	0.0	0.0
Sulphur Closing Inv	0.0	0.0	0.0	0.0	0.0	0.0	0.0	0.0	0.0	0.0	0.0	0.0	0.0

Unit of Measurement: Gas and Gas equivalent products: 1000m3, Liquids: m3, Sulphur: MTS

VPR6200

Facility ID ABGS0153433
Facility Licence # 51246

Facility Name Cape Booster Kaybob 5-33
Facility Operator A2F0

Production Month	202001	202002	202003	202004	202005	202006	202007	202008	202009	202010	202011	202012	Totals
Receipts													
Receipts from Alberta Facilities	12,514.0	11,272.3	9,472.6	11,964.4	26,214.9	0.0	0.0	0.0	0.0	0.0	0.0	0.0	71,438.2
Receipts from Non-Alberta Facilities	0.0	0.0	0.0	0.0	0.0	0.0	0.0	0.0	0.0	0.0	0.0	0.0	0.0
Dispositions													
Disposition													
Battery	0.0	0.0	0.0	0.0	0.0	0.0	0.0	0.0	0.0	0.0	0.0	0.0	0.0
Gas Gathering System	13,528.0	12,004.0	10,966.7	12,744.4	26,214.7	0.0	0.0	0.0	0.0	0.0	0.0	0.0	75,457.8
Gas Plant	0.0	0.0	0.0	0.0	0.0	0.0	0.0	0.0	0.0	0.0	0.0	0.0	0.0
Injection Facility	0.0	0.0	0.0	0.0	0.0	0.0	0.0	0.0	0.0	0.0	0.0	0.0	0.0
Meter Station	0.0	0.0	0.0	0.0	0.0	0.0	0.0	0.0	0.0	0.0	0.0	0.0	0.0
Other	0.0	0.0	0.0	0.0	0.0	0.0	0.0	0.0	0.0	0.0	0.0	0.0	0.0
Alberta Commercial	0.0	0.0	0.0	0.0	0.0	0.0	0.0	0.0	0.0	0.0	0.0	0.0	0.0
Alberta Industrial	0.0	0.0	0.0	0.0	0.0	0.0	0.0	0.0	0.0	0.0	0.0	0.0	0.0
Alberta Residential	0.0	0.0	0.0	0.0	0.0	0.0	0.0	0.0	0.0	0.0	0.0	0.0	0.0
Alberta Elec.Generation	0.0	0.0	0.0	0.0	0.0	0.0	0.0	0.0	0.0	0.0	0.0	0.0	0.0
Shrinkage													
Acid Gas	0.0	0.0	0.0	0.0	0.0	0.0	0.0	0.0	0.0	0.0	0.0	0.0	0.0
Other products	14.8	10.5	18.1	10.4	26.2	0.0	0.0	0.0	0.0	0.0	0.0	0.0	80.0
Fuel	158.3	148.5	90.9	149.1	341.5	0.0	0.0	0.0	0.0	0.0	0.0	0.0	888.3
Flared	1.0	1.1	1.3	1.7	1.0	0.0	0.0	0.0	0.0	0.0	0.0	0.0	6.1
Vented	4.1	3.6	3.5	2.7	4.0	0.0	0.0	0.0	0.0	0.0	0.0	0.0	17.9
Diff and Other	-1,192.2	-895.4	-1,607.9	-943.9	-372.5	0.0	0.0	0.0	0.0	0.0	0.0	0.0	-5,011.9
Process and Frac													
Pentanes Plus	71.7	50.8	87.7	50.1	126.9	0.0	0.0	0.0	0.0	0.0	0.0	0.0	387.2
Propane	0.0	0.0	0.0	0.0	0.0	0.0	0.0	0.0	0.0	0.0	0.0	0.0	0.0
Butanes	0.0	0.0	0.0	0.0	0.0	0.0	0.0	0.0	0.0	0.0	0.0	0.0	0.0
Ethane	0.0	0.0	0.0	0.0	0.0	0.0	0.0	0.0	0.0	0.0	0.0	0.0	0.0
NGL MIX	0.0	0.0	0.0	0.0	0.0	0.0	0.0	0.0	0.0	0.0	0.0	0.0	0.0
Sulphur	0.0	0.0	0.0	0.0	0.0	0.0	0.0	0.0	0.0	0.0	0.0	0.0	0.0
Sulphur Closing Inv	0.0	0.0	0.0	0.0	0.0	0.0	0.0	0.0	0.0	0.0	0.0	0.0	0.0

Unit of Measurement: Gas and Gas equivalent products: 1000m3, Liquids: m3, Sulphur: MTS

VPR6200

Facility ID ABGS0153453

Facility Name 16-21 Gas Gathering System

Facility Licence # 27589

Facility Operator A74Y TIDEWATER

Production Month	202001	202002	202003	202004	202005	202006	202007	202008	202009	202010	202011	202012	Totals
Receipts													
Receipts from Alberta Facilities	1,794.1	1,671.8	1,542.0	1,198.1	1,126.8	0.0	0.0	0.0	0.0	0.0	0.0	0.0	7,332.8
Receipts from Non-Alberta Facilities	0.0	0.0	0.0	0.0	0.0	0.0	0.0	0.0	0.0	0.0	0.0	0.0	0.0
Dispositions													
Disposition													
Battery	0.0	0.0	0.0	0.0	0.0	0.0	0.0	0.0	0.0	0.0	0.0	0.0	0.0
Gas Gathering System	1,717.2	1,602.3	1,470.8	1,131.0	1,056.2	0.0	0.0	0.0	0.0	0.0	0.0	0.0	6,977.5
Gas Plant	0.0	0.0	0.0	0.0	0.0	0.0	0.0	0.0	0.0	0.0	0.0	0.0	0.0
Injection Facility	0.0	0.0	0.0	0.0	0.0	0.0	0.0	0.0	0.0	0.0	0.0	0.0	0.0
Meter Station	0.0	0.0	0.0	0.0	0.0	0.0	0.0	0.0	0.0	0.0	0.0	0.0	0.0
Other	0.0	0.0	0.0	0.0	0.0	0.0	0.0	0.0	0.0	0.0	0.0	0.0	0.0
Alberta Commercial	0.0	0.0	0.0	0.0	0.0	0.0	0.0	0.0	0.0	0.0	0.0	0.0	0.0
Alberta Industrial	0.0	0.0	0.0	0.0	0.0	0.0	0.0	0.0	0.0	0.0	0.0	0.0	0.0
Alberta Residential	0.0	0.0	0.0	0.0	0.0	0.0	0.0	0.0	0.0	0.0	0.0	0.0	0.0
Alberta Elec.Generation	0.0	0.0	0.0	0.0	0.0	0.0	0.0	0.0	0.0	0.0	0.0	0.0	0.0
Shrinkage													
Acid Gas	0.0	0.0	0.0	0.0	0.0	0.0	0.0	0.0	0.0	0.0	0.0	0.0	0.0
Other products	1.4	0.6	0.2	0.6	1.5	0.0	0.0	0.0	0.0	0.0	0.0	0.0	4.3
Fuel	75.7	68.9	71.0	66.6	69.1	0.0	0.0	0.0	0.0	0.0	0.0	0.0	351.3
Flared	0.0	0.0	0.0	0.0	0.0	0.0	0.0	0.0	0.0	0.0	0.0	0.0	0.0
Vented	0.0	0.0	0.0	0.0	0.2	0.0	0.0	0.0	0.0	0.0	0.0	0.0	0.2
Diff and Other	-0.2	0.0	0.0	-0.1	-0.2	0.0	0.0	0.0	0.0	0.0	0.0	0.0	-0.5
Process and Frac													
Pentanes Plus	6.9	3.1	1.0	2.7	7.1	0.0	0.0	0.0	0.0	0.0	0.0	0.0	20.8
Propane	0.0	0.0	0.0	0.0	0.0	0.0	0.0	0.0	0.0	0.0	0.0	0.0	0.0
Butanes	0.0	0.0	0.0	0.0	0.0	0.0	0.0	0.0	0.0	0.0	0.0	0.0	0.0
Ethane	0.0	0.0	0.0	0.0	0.0	0.0	0.0	0.0	0.0	0.0	0.0	0.0	0.0
NGL MIX	0.0	0.0	0.0	0.0	0.0	0.0	0.0	0.0	0.0	0.0	0.0	0.0	0.0
Sulphur	0.0	0.0	0.0	0.0	0.0	0.0	0.0	0.0	0.0	0.0	0.0	0.0	0.0
Sulphur Closing Inv	0.0	0.0	0.0	0.0	0.0	0.0	0.0	0.0	0.0	0.0	0.0	0.0	0.0

Unit of Measurement: Gas and Gas equivalent products: 1000m3, Liquids: m3, Sulphur: MTS

VPR6200

Facility ID ABGS0153454

Facility Name 16-34 Gas Gathering System

Facility Licence # 27496

Facility Operator A74Y TIDEWATER

Production Month	202001	202002	202003	202004	202005	202006	202007	202008	202009	202010	202011	202012	Totals
Receipts													
Receipts from Alberta Facilities	3,129.9	3,416.2	2,689.1	1,026.0	682.3	0.0	0.0	0.0	0.0	0.0	0.0	0.0	10,943.5
Receipts from Non-Alberta Facilities	0.0	0.0	0.0	0.0	0.0	0.0	0.0	0.0	0.0	0.0	0.0	0.0	0.0
Dispositions													
Disposition													
Battery	0.0	0.0	0.0	0.0	0.0	0.0	0.0	0.0	0.0	0.0	0.0	0.0	0.0
Gas Gathering System	3,047.5	3,347.3	2,612.7	970.1	637.1	0.0	0.0	0.0	0.0	0.0	0.0	0.0	10,614.7
Gas Plant	0.0	0.0	0.0	0.0	0.0	0.0	0.0	0.0	0.0	0.0	0.0	0.0	0.0
Injection Facility	0.0	0.0	0.0	0.0	0.0	0.0	0.0	0.0	0.0	0.0	0.0	0.0	0.0
Meter Station	0.0	0.0	0.0	0.0	0.0	0.0	0.0	0.0	0.0	0.0	0.0	0.0	0.0
Other	0.0	0.0	0.0	0.0	0.0	0.0	0.0	0.0	0.0	0.0	0.0	0.0	0.0
Alberta Commercial	0.0	0.0	0.0	0.0	0.0	0.0	0.0	0.0	0.0	0.0	0.0	0.0	0.0
Alberta Industrial	0.0	0.0	0.0	0.0	0.0	0.0	0.0	0.0	0.0	0.0	0.0	0.0	0.0
Alberta Residential	0.0	0.0	0.0	0.0	0.0	0.0	0.0	0.0	0.0	0.0	0.0	0.0	0.0
Alberta Elec.Generation	0.0	0.0	0.0	0.0	0.0	0.0	0.0	0.0	0.0	0.0	0.0	0.0	0.0
Shrinkage													
Acid Gas	0.0	0.0	0.0	0.0	0.0	0.0	0.0	0.0	0.0	0.0	0.0	0.0	0.0
Other products	0.0	0.0	6.2	0.1	0.6	0.0	0.0	0.0	0.0	0.0	0.0	0.0	6.9
Fuel	78.0	68.4	74.8	54.9	43.7	0.0	0.0	0.0	0.0	0.0	0.0	0.0	319.8
Flared	0.0	0.0	0.0	0.0	0.0	0.0	0.0	0.0	0.0	0.0	0.0	0.0	0.0
Vented	4.4	0.5	0.0	0.9	1.0	0.0	0.0	0.0	0.0	0.0	0.0	0.0	6.8
Diff and Other	0.0	0.0	-4.6	0.0	-0.1	0.0	0.0	0.0	0.0	0.0	0.0	0.0	-4.7
Process and Frac													
Pentanes Plus	0.0	0.0	29.9	0.6	2.9	0.0	0.0	0.0	0.0	0.0	0.0	0.0	33.4
Propane	0.0	0.0	0.0	0.0	0.0	0.0	0.0	0.0	0.0	0.0	0.0	0.0	0.0
Butanes	0.0	0.0	0.0	0.0	0.0	0.0	0.0	0.0	0.0	0.0	0.0	0.0	0.0
Ethane	0.0	0.0	0.0	0.0	0.0	0.0	0.0	0.0	0.0	0.0	0.0	0.0	0.0
NGL MIX	0.0	0.0	0.0	0.0	0.0	0.0	0.0	0.0	0.0	0.0	0.0	0.0	0.0
Sulphur	0.0	0.0	0.0	0.0	0.0	0.0	0.0	0.0	0.0	0.0	0.0	0.0	0.0
Sulphur Closing Inv	0.0	0.0	0.0	0.0	0.0	0.0	0.0	0.0	0.0	0.0	0.0	0.0	0.0

Unit of Measurement: Gas and Gas equivalent products: 1000m3, Liquids: m3, Sulphur: MTS

VPR6200

Facility ID ABGS0153473

Facility Name GOLD CREEK 07-24-068-07W6

Facility Licence # 27478

Facility Operator OHE9 CNRL

Production Month	202001	202002	202003	202004	202005	202006	202007	202008	202009	202010	202011	202012	Totals
Receipts													
Receipts from Alberta Facilities	25,892.2	28,621.2	27,133.9	15,284.2	9,784.0	0.0	0.0	0.0	0.0	0.0	0.0	0.0	106,715.5
Receipts from Non-Alberta Facilities	0.0	0.0	0.0	0.0	0.0	0.0	0.0	0.0	0.0	0.0	0.0	0.0	0.0
Dispositions													
Disposition													
Battery	0.0	0.0	0.0	0.0	0.0	0.0	0.0	0.0	0.0	0.0	0.0	0.0	0.0
Gas Gathering System	0.0	0.0	0.0	0.0	0.0	0.0	0.0	0.0	0.0	0.0	0.0	0.0	0.0
Gas Plant	25,811.9	28,865.9	27,313.7	15,389.0	9,511.3	0.0	0.0	0.0	0.0	0.0	0.0	0.0	106,891.8
Injection Facility	0.0	0.0	0.0	0.0	0.0	0.0	0.0	0.0	0.0	0.0	0.0	0.0	0.0
Meter Station	0.0	0.0	0.0	0.0	0.0	0.0	0.0	0.0	0.0	0.0	0.0	0.0	0.0
Other	0.0	0.0	0.0	0.0	0.0	0.0	0.0	0.0	0.0	0.0	0.0	0.0	0.0
Alberta Commercial	0.0	0.0	0.0	0.0	0.0	0.0	0.0	0.0	0.0	0.0	0.0	0.0	0.0
Alberta Industrial	0.0	0.0	0.0	0.0	0.0	0.0	0.0	0.0	0.0	0.0	0.0	0.0	0.0
Alberta Residential	0.0	0.0	0.0	0.0	0.0	0.0	0.0	0.0	0.0	0.0	0.0	0.0	0.0
Alberta Elec.Generation	0.0	0.0	0.0	0.0	0.0	0.0	0.0	0.0	0.0	0.0	0.0	0.0	0.0
Shrinkage													
Acid Gas	0.0	0.0	0.0	0.0	0.0	0.0	0.0	0.0	0.0	0.0	0.0	0.0	0.0
Other products	102.8	84.8	25.8	0.0	7.5	0.0	0.0	0.0	0.0	0.0	0.0	0.0	220.9
Fuel	237.8	241.2	231.9	237.3	233.7	0.0	0.0	0.0	0.0	0.0	0.0	0.0	1,181.9
Flared	5.4	3.4	3.5	5.9	3.8	0.0	0.0	0.0	0.0	0.0	0.0	0.0	22.0
Vented	0.0	0.0	0.0	0.0	0.0	0.0	0.0	0.0	0.0	0.0	0.0	0.0	0.0
Diff and Other	-265.7	-574.1	-441.0	-348.0	27.7	0.0	0.0	0.0	0.0	0.0	0.0	0.0	-1,601.1
Process and Frac													
Pentanes Plus	497.2	410.2	124.8	0.0	36.1	0.0	0.0	0.0	0.0	0.0	0.0	0.0	1,068.3
Propane	0.0	0.0	0.0	0.0	0.0	0.0	0.0	0.0	0.0	0.0	0.0	0.0	0.0
Butanes	0.0	0.0	0.0	0.0	0.0	0.0	0.0	0.0	0.0	0.0	0.0	0.0	0.0
Ethane	0.0	0.0	0.0	0.0	0.0	0.0	0.0	0.0	0.0	0.0	0.0	0.0	0.0
NGL MIX	0.0	0.0	0.0	0.0	0.0	0.0	0.0	0.0	0.0	0.0	0.0	0.0	0.0
Sulphur	0.0	0.0	0.0	0.0	0.0	0.0	0.0	0.0	0.0	0.0	0.0	0.0	0.0
Sulphur Closing Inv	0.0	0.0	0.0	0.0	0.0	0.0	0.0	0.0	0.0	0.0	0.0	0.0	0.0

Unit of Measurement: Gas and Gas equivalent products: 1000m3, Liquids: m3, Sulphur: MTS

VPR6200

Facility ID ABGS0153474

Facility Name GOLD CREEK 10-05-068-04W6

Facility Licence # 22251

Facility Operator OHE9 CNRL

Production Month	202001	202002	202003	202004	202005	202006	202007	202008	202009	202010	202011	202012	Totals
Receipts													
Receipts from Alberta Facilities	24,195.7	22,191.1	20,023.4	23,004.9	31,544.8	0.0	0.0	0.0	0.0	0.0	0.0	0.0	120,959.9
Receipts from Non-Alberta Facilities	0.0	0.0	0.0	0.0	0.0	0.0	0.0	0.0	0.0	0.0	0.0	0.0	0.0
Dispositions													
Disposition													
Battery	1,926.8	1,388.0	1,350.0	608.8	659.6	0.0	0.0	0.0	0.0	0.0	0.0	0.0	5,933.2
Gas Gathering System	0.0	0.0	0.0	0.0	0.0	0.0	0.0	0.0	0.0	0.0	0.0	0.0	0.0
Gas Plant	22,236.9	20,507.1	18,207.0	22,740.3	30,546.8	0.0	0.0	0.0	0.0	0.0	0.0	0.0	114,238.1
Injection Facility	0.0	0.0	0.0	0.0	0.0	0.0	0.0	0.0	0.0	0.0	0.0	0.0	0.0
Meter Station	0.0	0.0	0.0	0.0	0.0	0.0	0.0	0.0	0.0	0.0	0.0	0.0	0.0
Other	0.0	0.0	0.0	0.0	0.0	0.0	0.0	0.0	0.0	0.0	0.0	0.0	0.0
Alberta Commercial	0.0	0.0	0.0	0.0	0.0	0.0	0.0	0.0	0.0	0.0	0.0	0.0	0.0
Alberta Industrial	0.0	0.0	0.0	0.0	0.0	0.0	0.0	0.0	0.0	0.0	0.0	0.0	0.0
Alberta Residential	0.0	0.0	0.0	0.0	0.0	0.0	0.0	0.0	0.0	0.0	0.0	0.0	0.0
Alberta Elec.Generation	0.0	0.0	0.0	0.0	0.0	0.0	0.0	0.0	0.0	0.0	0.0	0.0	0.0
Shrinkage													
Acid Gas	0.0	0.0	0.0	0.0	0.0	0.0	0.0	0.0	0.0	0.0	0.0	0.0	0.0
Other products	3.8	0.6	0.0	0.0	0.0	0.0	0.0	0.0	0.0	0.0	0.0	0.0	4.4
Fuel	494.6	445.8	375.8	60.0	62.0	0.0	0.0	0.0	0.0	0.0	0.0	0.0	1,438.2
Flared	0.5	1.7	132.3	0.0	0.0	0.0	0.0	0.0	0.0	0.0	0.0	0.0	134.5
Vented	0.0	0.0	0.0	0.0	1.0	0.0	0.0	0.0	0.0	0.0	0.0	0.0	1.0
Diff and Other	-466.9	-152.1	-41.7	-404.2	275.4	0.0	0.0	0.0	0.0	0.0	0.0	0.0	-789.5
Process and Frac													
Pentanes Plus	18.3	3.0	0.1	0.0	0.0	0.0	0.0	0.0	0.0	0.0	0.0	0.0	21.4
Propane	0.0	0.0	0.0	0.0	0.0	0.0	0.0	0.0	0.0	0.0	0.0	0.0	0.0
Butanes	0.0	0.0	0.0	0.0	0.0	0.0	0.0	0.0	0.0	0.0	0.0	0.0	0.0
Ethane	0.0	0.0	0.0	0.0	0.0	0.0	0.0	0.0	0.0	0.0	0.0	0.0	0.0
NGL MIX	0.0	0.0	0.0	0.0	0.0	0.0	0.0	0.0	0.0	0.0	0.0	0.0	0.0
Sulphur	0.0	0.0	0.0	0.0	0.0	0.0	0.0	0.0	0.0	0.0	0.0	0.0	0.0
Sulphur Closing Inv	0.0	0.0	0.0	0.0	0.0	0.0	0.0	0.0	0.0	0.0	0.0	0.0	0.0

Unit of Measurement: Gas and Gas equivalent products: 1000m3, Liquids: m3, Sulphur: MTS

VPR6200

Facility ID ABGS0153642

Facility Name TAQA North 13-31-040-09W5 GS

Facility Licence # 27431

Facility Operator A2TG TQN

Production Month	202001	202002	202003	202004	202005	202006	202007	202008	202009	202010	202011	202012	Totals
Receipts													
Receipts from Alberta Facilities	1,344.9	1,481.9	1,475.7	1,397.4	1,367.3	0.0	0.0	0.0	0.0	0.0	0.0	0.0	7,067.2
Receipts from Non-Alberta Facilities	0.0	0.0	0.0	0.0	0.0	0.0	0.0	0.0	0.0	0.0	0.0	0.0	0.0
Dispositions													
Disposition													
Battery	0.0	0.0	0.0	0.0	0.0	0.0	0.0	0.0	0.0	0.0	0.0	0.0	0.0
Gas Gathering System	1,170.6	1,372.2	1,382.6	1,317.9	1,342.3	0.0	0.0	0.0	0.0	0.0	0.0	0.0	6,585.6
Gas Plant	0.0	0.0	0.0	0.0	0.0	0.0	0.0	0.0	0.0	0.0	0.0	0.0	0.0
Injection Facility	0.0	0.0	0.0	0.0	0.0	0.0	0.0	0.0	0.0	0.0	0.0	0.0	0.0
Meter Station	0.0	0.0	0.0	0.0	0.0	0.0	0.0	0.0	0.0	0.0	0.0	0.0	0.0
Other	0.0	0.0	0.0	0.0	0.0	0.0	0.0	0.0	0.0	0.0	0.0	0.0	0.0
Alberta Commercial	0.0	0.0	0.0	0.0	0.0	0.0	0.0	0.0	0.0	0.0	0.0	0.0	0.0
Alberta Industrial	0.0	0.0	0.0	0.0	0.0	0.0	0.0	0.0	0.0	0.0	0.0	0.0	0.0
Alberta Residential	0.0	0.0	0.0	0.0	0.0	0.0	0.0	0.0	0.0	0.0	0.0	0.0	0.0
Alberta Elec.Generation	0.0	0.0	0.0	0.0	0.0	0.0	0.0	0.0	0.0	0.0	0.0	0.0	0.0
Shrinkage													
Acid Gas	0.0	0.0	0.0	0.0	0.0	0.0	0.0	0.0	0.0	0.0	0.0	0.0	0.0
Other products	4.6	0.0	3.0	0.0	0.3	0.0	0.0	0.0	0.0	0.0	0.0	0.0	7.9
Fuel	105.6	95.0	91.4	91.5	85.4	0.0	0.0	0.0	0.0	0.0	0.0	0.0	468.9
Flared	0.4	0.1	0.1	0.0	0.1	0.0	0.0	0.0	0.0	0.0	0.0	0.0	0.7
Vented	0.0	0.0	0.0	0.0	0.0	0.0	0.0	0.0	0.0	0.0	0.0	0.0	0.0
Diff and Other	63.7	14.6	-1.4	-12.0	-60.8	0.0	0.0	0.0	0.0	0.0	0.0	0.0	4.1
Process and Frac													
Pentanes Plus	22.2	0.0	14.4	0.0	1.5	0.0	0.0	0.0	0.0	0.0	0.0	0.0	38.1
Propane	0.0	0.0	0.0	0.0	0.0	0.0	0.0	0.0	0.0	0.0	0.0	0.0	0.0
Butanes	0.0	0.0	0.0	0.0	0.0	0.0	0.0	0.0	0.0	0.0	0.0	0.0	0.0
Ethane	0.0	0.0	0.0	0.0	0.0	0.0	0.0	0.0	0.0	0.0	0.0	0.0	0.0
NGL MIX	0.0	0.0	0.0	0.0	0.0	0.0	0.0	0.0	0.0	0.0	0.0	0.0	0.0
Sulphur	0.0	0.0	0.0	0.0	0.0	0.0	0.0	0.0	0.0	0.0	0.0	0.0	0.0
Sulphur Closing Inv	0.0	0.0	0.0	0.0	0.0	0.0	0.0	0.0	0.0	0.0	0.0	0.0	0.0

Unit of Measurement: Gas and Gas equivalent products: 1000m3, Liquids: m3, Sulphur: MTS

VPR6200

Facility ID ABGS0153661
Facility Licence # 8840

Facility Name PARA NORTH BINGLEY GS
Facility Operator A5RX BEC

Production Month	202001	202002	202003	202004	202005	202006	202007	202008	202009	202010	202011	202012	Totals
Receipts													
Receipts from Alberta Facilities	865.8	711.0	937.6	927.2	895.6	0.0	0.0	0.0	0.0	0.0	0.0	0.0	4,337.2
Receipts from Non-Alberta Facilities	0.0	0.0	0.0	0.0	0.0	0.0	0.0	0.0	0.0	0.0	0.0	0.0	0.0
Dispositions													
Disposition													
Battery	0.0	0.0	0.0	0.0	0.0	0.0	0.0	0.0	0.0	0.0	0.0	0.0	0.0
Gas Gathering System	794.5	686.7	891.7	864.3	843.2	0.0	0.0	0.0	0.0	0.0	0.0	0.0	4,080.4
Gas Plant	0.0	0.0	0.0	0.0	0.0	0.0	0.0	0.0	0.0	0.0	0.0	0.0	0.0
Injection Facility	0.0	0.0	0.0	0.0	0.0	0.0	0.0	0.0	0.0	0.0	0.0	0.0	0.0
Meter Station	0.0	0.0	0.0	0.0	0.0	0.0	0.0	0.0	0.0	0.0	0.0	0.0	0.0
Other	0.0	0.0	0.0	0.0	0.0	0.0	0.0	0.0	0.0	0.0	0.0	0.0	0.0
Alberta Commercial	0.0	0.0	0.0	0.0	0.0	0.0	0.0	0.0	0.0	0.0	0.0	0.0	0.0
Alberta Industrial	0.0	0.0	0.0	0.0	0.0	0.0	0.0	0.0	0.0	0.0	0.0	0.0	0.0
Alberta Residential	0.0	0.0	0.0	0.0	0.0	0.0	0.0	0.0	0.0	0.0	0.0	0.0	0.0
Alberta Elec.Generation	0.0	0.0	0.0	0.0	0.0	0.0	0.0	0.0	0.0	0.0	0.0	0.0	0.0
Shrinkage													
Acid Gas	0.0	0.0	0.0	0.0	0.0	0.0	0.0	0.0	0.0	0.0	0.0	0.0	0.0
Other products	4.7	5.8	6.9	4.8	3.0	0.0	0.0	0.0	0.0	0.0	0.0	0.0	25.2
Fuel	71.3	51.7	45.6	62.5	52.0	0.0	0.0	0.0	0.0	0.0	0.0	0.0	283.1
Flared	0.0	0.0	0.0	0.0	0.0	0.0	0.0	0.0	0.0	0.0	0.0	0.0	0.0
Vented	0.0	0.4	0.3	0.4	0.4	0.0	0.0	0.0	0.0	0.0	0.0	0.0	1.5
Diff and Other	-4.7	-33.6	-6.9	-4.8	-3.0	0.0	0.0	0.0	0.0	0.0	0.0	0.0	-53.0
Process and Frac													
Pentanes Plus	22.5	28.2	33.4	23.1	14.5	0.0	0.0	0.0	0.0	0.0	0.0	0.0	121.7
Propane	0.0	0.0	0.0	0.0	0.0	0.0	0.0	0.0	0.0	0.0	0.0	0.0	0.0
Butanes	0.0	0.0	0.0	0.0	0.0	0.0	0.0	0.0	0.0	0.0	0.0	0.0	0.0
Ethane	0.0	0.0	0.0	0.0	0.0	0.0	0.0	0.0	0.0	0.0	0.0	0.0	0.0
NGL MIX	0.0	0.0	0.0	0.0	0.0	0.0	0.0	0.0	0.0	0.0	0.0	0.0	0.0
Sulphur	0.0	0.0	0.0	0.0	0.0	0.0	0.0	0.0	0.0	0.0	0.0	0.0	0.0
Sulphur Closing Inv	0.0	0.0	0.0	0.0	0.0	0.0	0.0	0.0	0.0	0.0	0.0	0.0	0.0

Unit of Measurement: Gas and Gas equivalent products: 1000m3, Liquids: m3, Sulphur: MTS

VPR6200

Facility ID ABGS0153955

Facility Name ECA PIPESTONE PLH 4-7-73-8

Facility Licence # 50089

Facility Operator 0026 OVV

Production Month	202001	202002	202003	202004	202005	202006	202007	202008	202009	202010	202011	202012	Totals
Receipts													
Receipts from Alberta Facilities	8,599.5	9,819.7	11,011.7	10,083.9	9,739.8	0.0	0.0	0.0	0.0	0.0	0.0	0.0	49,254.6
Receipts from Non-Alberta Facilities	0.0	0.0	0.0	0.0	0.0	0.0	0.0	0.0	0.0	0.0	0.0	0.0	0.0
Dispositions													
Disposition													
Battery	0.0	0.0	0.0	0.0	0.0	0.0	0.0	0.0	0.0	0.0	0.0	0.0	0.0
Gas Gathering System	3,109.9	2,661.6	3,064.8	2,984.7	2,778.8	0.0	0.0	0.0	0.0	0.0	0.0	0.0	14,599.8
Gas Plant	0.0	0.0	0.0	0.0	0.0	0.0	0.0	0.0	0.0	0.0	0.0	0.0	0.0
Injection Facility	0.0	0.0	0.0	0.0	0.0	0.0	0.0	0.0	0.0	0.0	0.0	0.0	0.0
Meter Station	0.0	0.0	0.0	0.0	0.0	0.0	0.0	0.0	0.0	0.0	0.0	0.0	0.0
Other	0.0	0.0	0.0	0.0	0.0	0.0	0.0	0.0	0.0	0.0	0.0	0.0	0.0
Alberta Commercial	0.0	0.0	0.0	0.0	0.0	0.0	0.0	0.0	0.0	0.0	0.0	0.0	0.0
Alberta Industrial	0.0	0.0	0.0	0.0	0.0	0.0	0.0	0.0	0.0	0.0	0.0	0.0	0.0
Alberta Residential	0.0	0.0	0.0	0.0	0.0	0.0	0.0	0.0	0.0	0.0	0.0	0.0	0.0
Alberta Elec.Generation	0.0	0.0	0.0	0.0	0.0	0.0	0.0	0.0	0.0	0.0	0.0	0.0	0.0
Shrinkage													
Acid Gas	0.0	0.0	0.0	0.0	0.0	0.0	0.0	0.0	0.0	0.0	0.0	0.0	0.0
Other products	9,188.6	10,099.8	11,380.2	10,763.7	10,822.3	0.0	0.0	0.0	0.0	0.0	0.0	0.0	52,254.6
Fuel	299.0	316.5	353.5	322.8	299.0	0.0	0.0	0.0	0.0	0.0	0.0	0.0	1,590.8
Flared	161.9	129.2	159.1	94.5	115.7	0.0	0.0	0.0	0.0	0.0	0.0	0.0	660.4
Vented	0.0	0.0	0.0	0.0	0.0	0.0	0.0	0.0	0.0	0.0	0.0	0.0	0.0
Diff and Other	-4,159.9	-3,387.4	-3,945.9	-4,081.8	-4,276.0	0.0	0.0	0.0	0.0	0.0	0.0	0.0	-19,851.0
Process and Frac													
Pentanes Plus	44,460.4	48,869.2	55,064.4	52,081.4	52,365.3	0.0	0.0	0.0	0.0	0.0	0.0	0.0	252,840.7
Propane	0.0	0.0	0.0	0.0	0.0	0.0	0.0	0.0	0.0	0.0	0.0	0.0	0.0
Butanes	0.0	0.0	0.0	0.0	0.0	0.0	0.0	0.0	0.0	0.0	0.0	0.0	0.0
Ethane	0.0	0.0	0.0	0.0	0.0	0.0	0.0	0.0	0.0	0.0	0.0	0.0	0.0
NGL MIX	0.0	0.0	0.0	0.0	0.0	0.0	0.0	0.0	0.0	0.0	0.0	0.0	0.0
Sulphur	0.0	0.0	0.0	0.0	0.0	0.0	0.0	0.0	0.0	0.0	0.0	0.0	0.0
Sulphur Closing Inv	0.0	0.0	0.0	0.0	0.0	0.0	0.0	0.0	0.0	0.0	0.0	0.0	0.0

Unit of Measurement: Gas and Gas equivalent products: 1000m3, Liquids: m3, Sulphur: MTS

VPR6200

Facility ID ABGS0153958

Facility Name McKinley SWBs GGS

Facility Licence # 30384

Facility Operator A5D4 CVE

Production Month	202001	202002	202003	202004	202005	202006	202007	202008	202009	202010	202011	202012	Totals
Receipts													
Receipts from Alberta Facilities	201.0	236.4	292.8	302.5	304.1	0.0	0.0	0.0	0.0	0.0	0.0	0.0	1,336.8
Receipts from Non-Alberta Facilities	0.0	0.0	0.0	0.0	0.0	0.0	0.0	0.0	0.0	0.0	0.0	0.0	0.0
Dispositions													
Disposition													
Battery	0.0	0.0	0.0	0.0	0.0	0.0	0.0	0.0	0.0	0.0	0.0	0.0	0.0
Gas Gathering System	194.7	228.4	288.5	302.5	304.1	0.0	0.0	0.0	0.0	0.0	0.0	0.0	1,318.2
Gas Plant	0.0	0.0	0.0	0.0	0.0	0.0	0.0	0.0	0.0	0.0	0.0	0.0	0.0
Injection Facility	0.0	0.0	0.0	0.0	0.0	0.0	0.0	0.0	0.0	0.0	0.0	0.0	0.0
Meter Station	0.0	0.0	0.0	0.0	0.0	0.0	0.0	0.0	0.0	0.0	0.0	0.0	0.0
Other	0.0	0.0	0.0	0.0	0.0	0.0	0.0	0.0	0.0	0.0	0.0	0.0	0.0
Alberta Commercial	0.0	0.0	0.0	0.0	0.0	0.0	0.0	0.0	0.0	0.0	0.0	0.0	0.0
Alberta Industrial	0.0	0.0	0.0	0.0	0.0	0.0	0.0	0.0	0.0	0.0	0.0	0.0	0.0
Alberta Residential	0.0	0.0	0.0	0.0	0.0	0.0	0.0	0.0	0.0	0.0	0.0	0.0	0.0
Alberta Elec.Generation	0.0	0.0	0.0	0.0	0.0	0.0	0.0	0.0	0.0	0.0	0.0	0.0	0.0
Shrinkage													
Acid Gas	0.0	0.0	0.0	0.0	0.0	0.0	0.0	0.0	0.0	0.0	0.0	0.0	0.0
Other products	6.7	8.5	4.6	4.0	0.0	0.0	0.0	0.0	0.0	0.0	0.0	0.0	23.8
Fuel	0.0	0.0	0.0	0.0	0.0	0.0	0.0	0.0	0.0	0.0	0.0	0.0	0.0
Flared	0.0	0.0	0.0	0.0	0.0	0.0	0.0	0.0	0.0	0.0	0.0	0.0	0.0
Vented	0.0	0.0	0.0	0.0	0.0	0.0	0.0	0.0	0.0	0.0	0.0	0.0	0.0
Diff and Other	-0.4	-0.5	-0.3	-4.0	0.0	0.0	0.0	0.0	0.0	0.0	0.0	0.0	-5.2
Process and Frac													
Pentanes Plus	32.6	41.1	22.2	19.5	0.0	0.0	0.0	0.0	0.0	0.0	0.0	0.0	115.4
Propane	0.0	0.0	0.0	0.0	0.0	0.0	0.0	0.0	0.0	0.0	0.0	0.0	0.0
Butanes	0.0	0.0	0.0	0.0	0.0	0.0	0.0	0.0	0.0	0.0	0.0	0.0	0.0
Ethane	0.0	0.0	0.0	0.0	0.0	0.0	0.0	0.0	0.0	0.0	0.0	0.0	0.0
NGL MIX	0.0	0.0	0.0	0.0	0.0	0.0	0.0	0.0	0.0	0.0	0.0	0.0	0.0
Sulphur	0.0	0.0	0.0	0.0	0.0	0.0	0.0	0.0	0.0	0.0	0.0	0.0	0.0
Sulphur Closing Inv	0.0	0.0	0.0	0.0	0.0	0.0	0.0	0.0	0.0	0.0	0.0	0.0	0.0

Unit of Measurement: Gas and Gas equivalent products: 1000m3, Liquids: m3, Sulphur: MTS

VPR6200

Facility ID ABGS0153999

Facility Name DUVERNAY INLET HANDLING

Facility Licence # 50758

Facility Operator A5A3 PEMBINA GASSER

Production Month	202001	202002	202003	202004	202005	202006	202007	202008	202009	202010	202011	202012	Totals
Receipts													
Receipts from Alberta Facilities	53,001.3	60,103.2	79,604.9	86,597.5	79,054.0	0.0	0.0	0.0	0.0	0.0	0.0	0.0	358,360.9
Receipts from Non-Alberta Facilities	0.0	0.0	0.0	0.0	0.0	0.0	0.0	0.0	0.0	0.0	0.0	0.0	0.0
Dispositions													
Disposition													
Battery	0.0	0.0	0.0	0.0	0.0	0.0	0.0	0.0	0.0	0.0	0.0	0.0	0.0
Gas Gathering System	54,959.8	60,008.2	12,857.7	11,625.2	10,440.2	0.0	0.0	0.0	0.0	0.0	0.0	0.0	149,891.1
Gas Plant	0.0	0.0	66,892.7	74,750.6	68,439.7	0.0	0.0	0.0	0.0	0.0	0.0	0.0	210,083.0
Injection Facility	0.0	0.0	0.0	0.0	0.0	0.0	0.0	0.0	0.0	0.0	0.0	0.0	0.0
Meter Station	0.0	0.0	0.0	0.0	0.0	0.0	0.0	0.0	0.0	0.0	0.0	0.0	0.0
Other	0.0	0.0	0.0	0.0	0.0	0.0	0.0	0.0	0.0	0.0	0.0	0.0	0.0
Alberta Commercial	0.0	0.0	0.0	0.0	0.0	0.0	0.0	0.0	0.0	0.0	0.0	0.0	0.0
Alberta Industrial	0.0	0.0	0.0	0.0	0.0	0.0	0.0	0.0	0.0	0.0	0.0	0.0	0.0
Alberta Residential	0.0	0.0	0.0	0.0	0.0	0.0	0.0	0.0	0.0	0.0	0.0	0.0	0.0
Alberta Elec.Generation	0.0	0.0	0.0	0.0	0.0	0.0	0.0	0.0	0.0	0.0	0.0	0.0	0.0
Shrinkage													
Acid Gas	0.0	0.0	0.0	0.0	0.0	0.0	0.0	0.0	0.0	0.0	0.0	0.0	0.0
Other products	0.0	7.7	0.2	0.0	1.1	0.0	0.0	0.0	0.0	0.0	0.0	0.0	9.0
Fuel	143.9	99.5	77.2	91.9	78.5	0.0	0.0	0.0	0.0	0.0	0.0	0.0	491.0
Flared	308.4	287.6	439.1	350.8	319.0	0.0	0.0	0.0	0.0	0.0	0.0	0.0	1,704.9
Vented	0.0	0.0	0.0	0.0	0.0	0.0	0.0	0.0	0.0	0.0	0.0	0.0	0.0
Diff and Other	-2,410.8	-299.8	-662.0	-221.0	-224.5	0.0	0.0	0.0	0.0	0.0	0.0	0.0	-3,818.1
Process and Frac													
Pentanes Plus	0.0	37.1	1.0	0.0	5.4	0.0	0.0	0.0	0.0	0.0	0.0	0.0	43.5
Propane	0.0	0.0	0.0	0.0	0.0	0.0	0.0	0.0	0.0	0.0	0.0	0.0	0.0
Butanes	0.0	0.0	0.0	0.0	0.0	0.0	0.0	0.0	0.0	0.0	0.0	0.0	0.0
Ethane	0.0	0.0	0.0	0.0	0.0	0.0	0.0	0.0	0.0	0.0	0.0	0.0	0.0
NGL MIX	0.0	0.0	0.0	0.0	0.0	0.0	0.0	0.0	0.0	0.0	0.0	0.0	0.0
Sulphur	0.0	0.0	0.0	0.0	0.0	0.0	0.0	0.0	0.0	0.0	0.0	0.0	0.0
Sulphur Closing Inv	0.0	0.0	0.0	0.0	0.0	0.0	0.0	0.0	0.0	0.0	0.0	0.0	0.0

Unit of Measurement: Gas and Gas equivalent products: 1000m3, Liquids: m3, Sulphur: MTS

VPR6200

Facility ID ABGS0154000

Facility Name DUVERNAY CONDENSATE STABILIZATION

Facility Licence # 50758

Facility Operator A5A3 PEMBINA GASSER

Production Month	202001	202002	202003	202004	202005	202006	202007	202008	202009	202010	202011	202012	Totals
Receipts													
Receipts from Alberta Facilities	10,793.8	9,649.4	13,029.9	11,781.5	10,572.8	0.0	0.0	0.0	0.0	0.0	0.0	0.0	55,827.4
Receipts from Non-Alberta Facilities	0.0	0.0	0.0	0.0	0.0	0.0	0.0	0.0	0.0	0.0	0.0	0.0	0.0
Dispositions													
Disposition													
Battery	0.0	0.0	0.0	0.0	0.0	0.0	0.0	0.0	0.0	0.0	0.0	0.0	0.0
Gas Gathering System	3,983.6	4,118.3	25.8	12.5	9.5	0.0	0.0	0.0	0.0	0.0	0.0	0.0	8,149.7
Gas Plant	0.0	0.0	5,736.8	5,293.2	5,248.1	0.0	0.0	0.0	0.0	0.0	0.0	0.0	16,278.1
Injection Facility	0.0	0.0	0.0	0.0	0.0	0.0	0.0	0.0	0.0	0.0	0.0	0.0	0.0
Meter Station	0.0	0.0	0.0	0.0	0.0	0.0	0.0	0.0	0.0	0.0	0.0	0.0	0.0
Other	0.0	0.0	0.0	0.0	0.0	0.0	0.0	0.0	0.0	0.0	0.0	0.0	0.0
Alberta Commercial	0.0	0.0	0.0	0.0	0.0	0.0	0.0	0.0	0.0	0.0	0.0	0.0	0.0
Alberta Industrial	0.0	0.0	0.0	0.0	0.0	0.0	0.0	0.0	0.0	0.0	0.0	0.0	0.0
Alberta Residential	0.0	0.0	0.0	0.0	0.0	0.0	0.0	0.0	0.0	0.0	0.0	0.0	0.0
Alberta Elec.Generation	0.0	0.0	0.0	0.0	0.0	0.0	0.0	0.0	0.0	0.0	0.0	0.0	0.0
Shrinkage													
Acid Gas	0.0	0.0	0.0	0.0	0.0	0.0	0.0	0.0	0.0	0.0	0.0	0.0	0.0
Other products	7,422.3	8,284.4	11,034.5	10,313.1	9,302.8	0.0	0.0	0.0	0.0	0.0	0.0	0.0	46,357.1
Fuel	257.8	173.1	166.2	151.4	128.5	0.0	0.0	0.0	0.0	0.0	0.0	0.0	877.0
Flared	0.0	0.0	0.0	0.0	0.0	0.0	0.0	0.0	0.0	0.0	0.0	0.0	0.0
Vented	0.0	0.0	0.0	0.0	0.0	0.0	0.0	0.0	0.0	0.0	0.0	0.0	0.0
Diff and Other	-869.9	-2,926.4	-3,933.4	-3,988.7	-4,116.1	0.0	0.0	0.0	0.0	0.0	0.0	0.0	-15,834.5
Process and Frac													
Pentanes Plus	35,913.9	40,085.4	53,391.7	49,901.1	45,012.6	0.0	0.0	0.0	0.0	0.0	0.0	0.0	224,304.7
Propane	0.0	0.0	0.0	0.0	0.0	0.0	0.0	0.0	0.0	0.0	0.0	0.0	0.0
Butanes	0.0	0.0	0.0	0.0	0.0	0.0	0.0	0.0	0.0	0.0	0.0	0.0	0.0
Ethane	0.0	0.0	0.0	0.0	0.0	0.0	0.0	0.0	0.0	0.0	0.0	0.0	0.0
NGL MIX	0.0	0.0	0.0	0.0	0.0	0.0	0.0	0.0	0.0	0.0	0.0	0.0	0.0
Sulphur	0.0	0.0	0.0	0.0	0.0	0.0	0.0	0.0	0.0	0.0	0.0	0.0	0.0
Sulphur Closing Inv	0.0	0.0	0.0	0.0	0.0	0.0	0.0	0.0	0.0	0.0	0.0	0.0	0.0

Unit of Measurement: Gas and Gas equivalent products: 1000m3, Liquids: m3, Sulphur: MTS

VPR6200

Facility ID ABGS0154260
Facility Licence # 50985

Facility Name Pipestone South 14-17-70-08W6 GS
Facility Operator A0A7 NUVISTA

Production Month	202001	202002	202003	202004	202005	202006	202007	202008	202009	202010	202011	202012	Totals
Receipts													
Receipts from Alberta Facilities	23,079.2	20,491.3	39,398.2	39,296.0	42,938.6	0.0	0.0	0.0	0.0	0.0	0.0	0.0	165,203.3
Receipts from Non-Alberta Facilities	0.0	0.0	0.0	0.0	0.0	0.0	0.0	0.0	0.0	0.0	0.0	0.0	0.0
Dispositions													
Disposition													
Battery	6.1	9.4	10.1	2.4	2.6	0.0	0.0	0.0	0.0	0.0	0.0	0.0	30.6
Gas Gathering System	21,386.8	18,536.7	35,608.4	35,183.4	38,581.3	0.0	0.0	0.0	0.0	0.0	0.0	0.0	149,296.6
Gas Plant	0.0	0.0	0.0	0.0	0.0	0.0	0.0	0.0	0.0	0.0	0.0	0.0	0.0
Injection Facility	0.0	0.0	0.0	0.0	0.0	0.0	0.0	0.0	0.0	0.0	0.0	0.0	0.0
Meter Station	0.0	0.0	0.0	0.0	0.0	0.0	0.0	0.0	0.0	0.0	0.0	0.0	0.0
Other	0.0	0.0	0.0	0.0	0.0	0.0	0.0	0.0	0.0	0.0	0.0	0.0	0.0
Alberta Commercial	0.0	0.0	0.0	0.0	0.0	0.0	0.0	0.0	0.0	0.0	0.0	0.0	0.0
Alberta Industrial	0.0	0.0	0.0	0.0	0.0	0.0	0.0	0.0	0.0	0.0	0.0	0.0	0.0
Alberta Residential	0.0	0.0	0.0	0.0	0.0	0.0	0.0	0.0	0.0	0.0	0.0	0.0	0.0
Alberta Elec.Generation	0.0	0.0	0.0	0.0	0.0	0.0	0.0	0.0	0.0	0.0	0.0	0.0	0.0
Shrinkage													
Acid Gas	0.0	0.0	0.0	0.0	0.0	0.0	0.0	0.0	0.0	0.0	0.0	0.0	0.0
Other products	1,061.4	1,106.9	3,062.7	2,645.6	2,422.0	0.0	0.0	0.0	0.0	0.0	0.0	0.0	10,298.6
Fuel	812.8	759.0	1,232.1	1,142.8	1,391.4	0.0	0.0	0.0	0.0	0.0	0.0	0.0	5,338.1
Flared	77.5	70.8	72.8	53.5	47.6	0.0	0.0	0.0	0.0	0.0	0.0	0.0	322.2
Vented	0.0	0.0	0.0	0.0	0.0	0.0	0.0	0.0	0.0	0.0	0.0	0.0	0.0
Diff and Other	-265.4	8.5	-587.9	268.3	493.7	0.0	0.0	0.0	0.0	0.0	0.0	0.0	-82.8
Process and Frac													
Pentanes Plus	5,135.5	5,355.8	14,819.5	12,800.9	11,719.0	0.0	0.0	0.0	0.0	0.0	0.0	0.0	49,830.7
Propane	0.0	0.0	0.0	0.0	0.0	0.0	0.0	0.0	0.0	0.0	0.0	0.0	0.0
Butanes	0.0	0.0	0.0	0.0	0.0	0.0	0.0	0.0	0.0	0.0	0.0	0.0	0.0
Ethane	0.0	0.0	0.0	0.0	0.0	0.0	0.0	0.0	0.0	0.0	0.0	0.0	0.0
NGL MIX	0.0	0.0	0.0	0.0	0.0	0.0	0.0	0.0	0.0	0.0	0.0	0.0	0.0
Sulphur	0.0	0.0	0.0	0.0	0.0	0.0	0.0	0.0	0.0	0.0	0.0	0.0	0.0
Sulphur Closing Inv	0.0	0.0	0.0	0.0	0.0	0.0	0.0	0.0	0.0	0.0	0.0	0.0	0.0

Unit of Measurement: Gas and Gas equivalent products: 1000m3, Liquids: m3, Sulphur: MTS

VPR6200

Facility ID ABGS0154261

Facility Name KEYERA 08-15 COMP PIPESTONE GGS

Facility Licence # 50890

Facility Operator AOC0 KEYERA

Production Month	202001	202002	202003	202004	202005	202006	202007	202008	202009	202010	202011	202012	Totals
Receipts													
Receipts from Alberta Facilities	35,683.5	49,887.2	35,788.3	37,332.0	43,704.8	0.0	0.0	0.0	0.0	0.0	0.0	0.0	202,395.8
Receipts from Non-Alberta Facilities	0.0	0.0	0.0	0.0	0.0	0.0	0.0	0.0	0.0	0.0	0.0	0.0	0.0
Dispositions													
Disposition													
Battery	179.3	274.0	157.5	18.9	0.0	0.0	0.0	0.0	0.0	0.0	0.0	0.0	629.7
Gas Gathering System	0.0	0.0	0.0	0.0	0.0	0.0	0.0	0.0	0.0	0.0	0.0	0.0	0.0
Gas Plant	32,257.3	46,129.0	32,778.1	32,948.2	41,175.2	0.0	0.0	0.0	0.0	0.0	0.0	0.0	185,287.8
Injection Facility	0.0	0.0	0.0	0.0	0.0	0.0	0.0	0.0	0.0	0.0	0.0	0.0	0.0
Meter Station	0.0	0.0	0.0	0.0	0.0	0.0	0.0	0.0	0.0	0.0	0.0	0.0	0.0
Other	0.0	0.0	0.0	0.0	0.0	0.0	0.0	0.0	0.0	0.0	0.0	0.0	0.0
Alberta Commercial	0.0	0.0	0.0	0.0	0.0	0.0	0.0	0.0	0.0	0.0	0.0	0.0	0.0
Alberta Industrial	0.0	0.0	0.0	0.0	0.0	0.0	0.0	0.0	0.0	0.0	0.0	0.0	0.0
Alberta Residential	0.0	0.0	0.0	0.0	0.0	0.0	0.0	0.0	0.0	0.0	0.0	0.0	0.0
Alberta Elec.Generation	0.0	0.0	0.0	0.0	0.0	0.0	0.0	0.0	0.0	0.0	0.0	0.0	0.0
Shrinkage													
Acid Gas	0.0	0.0	0.0	0.0	0.0	0.0	0.0	0.0	0.0	0.0	0.0	0.0	0.0
Other products	2,438.1	3,535.8	3,345.8	4,162.9	2,418.6	0.0	0.0	0.0	0.0	0.0	0.0	0.0	15,901.2
Fuel	1,732.7	1,288.2	757.4	1,729.8	1,165.0	0.0	0.0	0.0	0.0	0.0	0.0	0.0	6,673.1
Flared	0.0	0.0	0.0	0.0	0.0	0.0	0.0	0.0	0.0	0.0	0.0	0.0	0.0
Vented	0.0	0.0	0.0	0.0	0.0	0.0	0.0	0.0	0.0	0.0	0.0	0.0	0.0
Diff and Other	-923.9	-1,339.8	-1,250.5	-1,527.8	-1,054.0	0.0	0.0	0.0	0.0	0.0	0.0	0.0	-6,096.0
Process and Frac													
Pentanes Plus	11,797.1	17,108.5	16,189.3	20,142.5	11,702.6	0.0	0.0	0.0	0.0	0.0	0.0	0.0	76,940.0
Propane	0.0	0.0	0.0	0.0	0.0	0.0	0.0	0.0	0.0	0.0	0.0	0.0	0.0
Butanes	0.0	0.0	0.0	0.0	0.0	0.0	0.0	0.0	0.0	0.0	0.0	0.0	0.0
Ethane	0.0	0.0	0.0	0.0	0.0	0.0	0.0	0.0	0.0	0.0	0.0	0.0	0.0
NGL MIX	0.0	0.0	0.0	0.0	0.0	0.0	0.0	0.0	0.0	0.0	0.0	0.0	0.0
Sulphur	0.0	0.0	0.0	0.0	0.0	0.0	0.0	0.0	0.0	0.0	0.0	0.0	0.0
Sulphur Closing Inv	0.0	0.0	0.0	0.0	0.0	0.0	0.0	0.0	0.0	0.0	0.0	0.0	0.0

Unit of Measurement: Gas and Gas equivalent products: 1000m3, Liquids: m3, Sulphur: MTS

VPR6200

Facility ID ABGS0154604

Facility Name Gilby 4-19-042-03W5 Compressor GGS

Facility Licence # 27678

Facility Operator A74Y TIDEWATER

Production Month	202001	202002	202003	202004	202005	202006	202007	202008	202009	202010	202011	202012	Totals
Receipts													
Receipts from Alberta Facilities	5,234.4	4,914.6	5,013.4	3,561.3	3,611.1	0.0	0.0	0.0	0.0	0.0	0.0	0.0	22,334.8
Receipts from Non-Alberta Facilities	0.0	0.0	0.0	0.0	0.0	0.0	0.0	0.0	0.0	0.0	0.0	0.0	0.0
Dispositions													
Disposition													
Battery	0.0	0.0	0.0	0.0	0.0	0.0	0.0	0.0	0.0	0.0	0.0	0.0	0.0
Gas Gathering System	4,909.0	4,620.7	4,699.1	3,312.2	3,326.9	0.0	0.0	0.0	0.0	0.0	0.0	0.0	20,867.9
Gas Plant	0.0	0.0	0.0	0.0	0.0	0.0	0.0	0.0	0.0	0.0	0.0	0.0	0.0
Injection Facility	0.0	0.0	0.0	0.0	0.0	0.0	0.0	0.0	0.0	0.0	0.0	0.0	0.0
Meter Station	0.0	0.0	0.0	0.0	0.0	0.0	0.0	0.0	0.0	0.0	0.0	0.0	0.0
Other	0.0	0.0	0.0	0.0	0.0	0.0	0.0	0.0	0.0	0.0	0.0	0.0	0.0
Alberta Commercial	0.0	0.0	0.0	0.0	0.0	0.0	0.0	0.0	0.0	0.0	0.0	0.0	0.0
Alberta Industrial	0.0	0.0	0.0	0.0	0.0	0.0	0.0	0.0	0.0	0.0	0.0	0.0	0.0
Alberta Residential	0.0	0.0	0.0	0.0	0.0	0.0	0.0	0.0	0.0	0.0	0.0	0.0	0.0
Alberta Elec.Generation	0.0	0.0	0.0	0.0	0.0	0.0	0.0	0.0	0.0	0.0	0.0	0.0	0.0
Shrinkage													
Acid Gas	0.0	0.0	0.0	0.0	0.0	0.0	0.0	0.0	0.0	0.0	0.0	0.0	0.0
Other products	26.0	24.5	23.8	10.6	15.3	0.0	0.0	0.0	0.0	0.0	0.0	0.0	100.2
Fuel	280.7	251.8	272.3	223.7	252.7	0.0	0.0	0.0	0.0	0.0	0.0	0.0	1,281.2
Flared	0.9	0.9	0.9	0.9	0.9	0.0	0.0	0.0	0.0	0.0	0.0	0.0	4.5
Vented	11.8	11.0	11.8	11.4	11.8	0.0	0.0	0.0	0.0	0.0	0.0	0.0	57.8
Diff and Other	6.0	5.7	5.5	2.5	3.5	0.0	0.0	0.0	0.0	0.0	0.0	0.0	23.2
Process and Frac													
Pentanes Plus	125.7	118.7	115.2	51.4	74.0	0.0	0.0	0.0	0.0	0.0	0.0	0.0	485.0
Propane	0.0	0.0	0.0	0.0	0.0	0.0	0.0	0.0	0.0	0.0	0.0	0.0	0.0
Butanes	0.0	0.0	0.0	0.0	0.0	0.0	0.0	0.0	0.0	0.0	0.0	0.0	0.0
Ethane	0.0	0.0	0.0	0.0	0.0	0.0	0.0	0.0	0.0	0.0	0.0	0.0	0.0
NGL MIX	0.0	0.0	0.0	0.0	0.0	0.0	0.0	0.0	0.0	0.0	0.0	0.0	0.0
Sulphur	0.0	0.0	0.0	0.0	0.0	0.0	0.0	0.0	0.0	0.0	0.0	0.0	0.0
Sulphur Closing Inv	0.0	0.0	0.0	0.0	0.0	0.0	0.0	0.0	0.0	0.0	0.0	0.0	0.0

Unit of Measurement: Gas and Gas equivalent products: 1000m3, Liquids: m3, Sulphur: MTS

VPR6200

Facility ID ABGS0155545
Facility Licence # 23470

Facility Name MAGA Acheson GGS #2
Facility Operator A8BA

Production Month	202001	202002	202003	202004	202005	202006	202007	202008	202009	202010	202011	202012	Totals
Receipts													
Receipts from Alberta Facilities	1,288.7	1,100.3	1,216.2	1,541.6	1,014.3	0.0	0.0	0.0	0.0	0.0	0.0	0.0	6,161.1
Receipts from Non-Alberta Facilities	0.0	0.0	0.0	0.0	0.0	0.0	0.0	0.0	0.0	0.0	0.0	0.0	0.0
Dispositions													
Disposition													
Battery	0.0	0.0	0.0	0.0	0.0	0.0	0.0	0.0	0.0	0.0	0.0	0.0	0.0
Gas Gathering System	1,223.0	1,024.6	1,094.1	1,554.9	1,014.3	0.0	0.0	0.0	0.0	0.0	0.0	0.0	5,910.9
Gas Plant	0.0	0.0	0.0	0.0	0.0	0.0	0.0	0.0	0.0	0.0	0.0	0.0	0.0
Injection Facility	0.0	0.0	0.0	0.0	0.0	0.0	0.0	0.0	0.0	0.0	0.0	0.0	0.0
Meter Station	0.0	0.0	0.0	0.0	0.0	0.0	0.0	0.0	0.0	0.0	0.0	0.0	0.0
Other	0.0	0.0	0.0	0.0	0.0	0.0	0.0	0.0	0.0	0.0	0.0	0.0	0.0
Alberta Commercial	0.0	0.0	0.0	0.0	0.0	0.0	0.0	0.0	0.0	0.0	0.0	0.0	0.0
Alberta Industrial	0.0	0.0	0.0	0.0	0.0	0.0	0.0	0.0	0.0	0.0	0.0	0.0	0.0
Alberta Residential	0.0	0.0	0.0	0.0	0.0	0.0	0.0	0.0	0.0	0.0	0.0	0.0	0.0
Alberta Elec.Generation	0.0	0.0	0.0	0.0	0.0	0.0	0.0	0.0	0.0	0.0	0.0	0.0	0.0
Shrinkage													
Acid Gas	0.0	0.0	0.0	0.0	0.0	0.0	0.0	0.0	0.0	0.0	0.0	0.0	0.0
Other products	0.0	0.0	0.0	0.0	0.0	0.0	0.0	0.0	0.0	0.0	0.0	0.0	0.0
Fuel	0.0	0.0	0.0	0.0	0.0	0.0	0.0	0.0	0.0	0.0	0.0	0.0	0.0
Flared	0.0	0.0	0.0	0.0	0.0	0.0	0.0	0.0	0.0	0.0	0.0	0.0	0.0
Vented	0.0	0.0	0.0	0.0	0.0	0.0	0.0	0.0	0.0	0.0	0.0	0.0	0.0
Diff and Other	65.7	75.7	122.1	-13.3	0.0	0.0	0.0	0.0	0.0	0.0	0.0	0.0	250.2
Process and Frac													
Pentanes Plus	0.0	0.0	0.0	0.0	0.0	0.0	0.0	0.0	0.0	0.0	0.0	0.0	0.0
Propane	0.0	0.0	0.0	0.0	0.0	0.0	0.0	0.0	0.0	0.0	0.0	0.0	0.0
Butanes	0.0	0.0	0.0	0.0	0.0	0.0	0.0	0.0	0.0	0.0	0.0	0.0	0.0
Ethane	0.0	0.0	0.0	0.0	0.0	0.0	0.0	0.0	0.0	0.0	0.0	0.0	0.0
NGL MIX	0.1	0.0	0.0	0.0	0.0	0.0	0.0	0.0	0.0	0.0	0.0	0.0	0.1
Sulphur	0.0	0.0	0.0	0.0	0.0	0.0	0.0	0.0	0.0	0.0	0.0	0.0	0.0
Sulphur Closing Inv	0.0	0.0	0.0	0.0	0.0	0.0	0.0	0.0	0.0	0.0	0.0	0.0	0.0

Unit of Measurement: Gas and Gas equivalent products: 1000m3, Liquids: m3, Sulphur: MTS

VPR6200

Facility ID ABGS0155834
Facility Licence # 4707

Facility Name HUXLEY 04-29-034-23W4 COMPRESSOR
Facility Operator A1GR PINE CLIFF

Production Month	202001	202002	202003	202004	202005	202006	202007	202008	202009	202010	202011	202012	Totals
Receipts													
Receipts from Alberta Facilities	581.7	582.1	614.3	608.1	679.1	0.0	0.0	0.0	0.0	0.0	0.0	0.0	3,065.3
Receipts from Non-Alberta Facilities	0.0	0.0	0.0	0.0	0.0	0.0	0.0	0.0	0.0	0.0	0.0	0.0	0.0
Dispositions													
Disposition Battery	0.0	0.0	0.0	0.0	0.0	0.0	0.0	0.0	0.0	0.0	0.0	0.0	0.0
Gas Gathering System	563.0	565.5	596.4	590.9	659.6	0.0	0.0	0.0	0.0	0.0	0.0	0.0	2,975.4
Gas Plant	0.0	0.0	0.0	0.0	0.0	0.0	0.0	0.0	0.0	0.0	0.0	0.0	0.0
Injection Facility	0.0	0.0	0.0	0.0	0.0	0.0	0.0	0.0	0.0	0.0	0.0	0.0	0.0
Meter Station	0.0	0.0	0.0	0.0	0.0	0.0	0.0	0.0	0.0	0.0	0.0	0.0	0.0
Other	0.0	0.0	0.0	0.0	0.0	0.0	0.0	0.0	0.0	0.0	0.0	0.0	0.0
Alberta Commercial	0.0	0.0	0.0	0.0	0.0	0.0	0.0	0.0	0.0	0.0	0.0	0.0	0.0
Alberta Industrial	0.0	0.0	0.0	0.0	0.0	0.0	0.0	0.0	0.0	0.0	0.0	0.0	0.0
Alberta Residential	0.0	0.0	0.0	0.0	0.0	0.0	0.0	0.0	0.0	0.0	0.0	0.0	0.0
Alberta Elec.Generation	0.0	0.0	0.0	0.0	0.0	0.0	0.0	0.0	0.0	0.0	0.0	0.0	0.0
Shrinkage Acid Gas	0.0	0.0	0.0	0.0	0.0	0.0	0.0	0.0	0.0	0.0	0.0	0.0	0.0
Other products	1.4	0.0	1.1	0.0	1.1	0.0	0.0	0.0	0.0	0.0	0.0	0.0	3.6
Fuel	17.7	16.6	17.1	17.2	17.8	0.0	0.0	0.0	0.0	0.0	0.0	0.0	86.4
Flared	0.0	0.0	0.0	0.0	0.0	0.0	0.0	0.0	0.0	0.0	0.0	0.0	0.0
Vented	0.0	0.0	0.0	0.0	0.0	0.0	0.0	0.0	0.0	0.0	0.0	0.0	0.0
Diff and Other	-0.4	0.0	-0.3	0.0	0.6	0.0	0.0	0.0	0.0	0.0	0.0	0.0	-0.1
Process and Frac													
Pentanes Plus	6.8	0.0	5.2	0.0	5.5	0.0	0.0	0.0	0.0	0.0	0.0	0.0	17.5
Propane	0.0	0.0	0.0	0.0	0.0	0.0	0.0	0.0	0.0	0.0	0.0	0.0	0.0
Butanes	0.0	0.0	0.0	0.0	0.0	0.0	0.0	0.0	0.0	0.0	0.0	0.0	0.0
Ethane	0.0	0.0	0.0	0.0	0.0	0.0	0.0	0.0	0.0	0.0	0.0	0.0	0.0
NGL MIX	0.0	0.0	0.0	0.0	0.0	0.0	0.0	0.0	0.0	0.0	0.0	0.0	0.0
Sulphur	0.0	0.0	0.0	0.0	0.0	0.0	0.0	0.0	0.0	0.0	0.0	0.0	0.0
Sulphur Closing Inv	0.0	0.0	0.0	0.0	0.0	0.0	0.0	0.0	0.0	0.0	0.0	0.0	0.0

Unit of Measurement: Gas and Gas equivalent products: 1000m3, Liquids: m3, Sulphur: MTS

VPR6200

Facility ID ABGS0155994

Facility Name HUSSAR 02-16-024-20W4 BOOSTER

Facility Licence # 30839

Facility Operator A7NW TXNE

Production Month	202001	202002	202003	202004	202005	202006	202007	202008	202009	202010	202011	202012	Totals
Receipts													
Receipts from Alberta Facilities	0.0	0.0	192.7	225.5	317.3	0.0	0.0	0.0	0.0	0.0	0.0	0.0	735.5
Receipts from Non-Alberta Facilities	0.0	0.0	0.0	0.0	0.0	0.0	0.0	0.0	0.0	0.0	0.0	0.0	0.0
Dispositions													
Disposition													
Battery	0.0	0.0	0.0	0.0	0.0	0.0	0.0	0.0	0.0	0.0	0.0	0.0	0.0
Gas Gathering System	0.0	0.0	180.0	213.2	304.6	0.0	0.0	0.0	0.0	0.0	0.0	0.0	697.8
Gas Plant	0.0	0.0	0.0	0.0	0.0	0.0	0.0	0.0	0.0	0.0	0.0	0.0	0.0
Injection Facility	0.0	0.0	0.0	0.0	0.0	0.0	0.0	0.0	0.0	0.0	0.0	0.0	0.0
Meter Station	0.0	0.0	0.0	0.0	0.0	0.0	0.0	0.0	0.0	0.0	0.0	0.0	0.0
Other	0.0	0.0	0.0	0.0	0.0	0.0	0.0	0.0	0.0	0.0	0.0	0.0	0.0
Alberta Commercial	0.0	0.0	0.0	0.0	0.0	0.0	0.0	0.0	0.0	0.0	0.0	0.0	0.0
Alberta Industrial	0.0	0.0	0.0	0.0	0.0	0.0	0.0	0.0	0.0	0.0	0.0	0.0	0.0
Alberta Residential	0.0	0.0	0.0	0.0	0.0	0.0	0.0	0.0	0.0	0.0	0.0	0.0	0.0
Alberta Elec.Generation	0.0	0.0	0.0	0.0	0.0	0.0	0.0	0.0	0.0	0.0	0.0	0.0	0.0
Shrinkage													
Acid Gas	0.0	0.0	0.0	0.0	0.0	0.0	0.0	0.0	0.0	0.0	0.0	0.0	0.0
Other products	0.0	0.0	0.2	0.0	0.0	0.0	0.0	0.0	0.0	0.0	0.0	0.0	0.2
Fuel	0.0	0.0	12.7	12.3	12.7	0.0	0.0	0.0	0.0	0.0	0.0	0.0	37.7
Flared	0.0	0.0	0.0	0.0	0.0	0.0	0.0	0.0	0.0	0.0	0.0	0.0	0.0
Vented	0.0	0.0	0.0	0.0	0.0	0.0	0.0	0.0	0.0	0.0	0.0	0.0	0.0
Diff and Other	0.0	0.0	-0.2	0.0	0.0	0.0	0.0	0.0	0.0	0.0	0.0	0.0	-0.2
Process and Frac													
Pentanes Plus	0.0	0.0	0.8	0.0	0.0	0.0	0.0	0.0	0.0	0.0	0.0	0.0	0.8
Propane	0.0	0.0	0.0	0.0	0.0	0.0	0.0	0.0	0.0	0.0	0.0	0.0	0.0
Butanes	0.0	0.0	0.0	0.0	0.0	0.0	0.0	0.0	0.0	0.0	0.0	0.0	0.0
Ethane	0.0	0.0	0.0	0.0	0.0	0.0	0.0	0.0	0.0	0.0	0.0	0.0	0.0
NGL MIX	0.0	0.0	0.0	0.0	0.0	0.0	0.0	0.0	0.0	0.0	0.0	0.0	0.0
Sulphur	0.0	0.0	0.0	0.0	0.0	0.0	0.0	0.0	0.0	0.0	0.0	0.0	0.0
Sulphur Closing Inv	0.0	0.0	0.0	0.0	0.0	0.0	0.0	0.0	0.0	0.0	0.0	0.0	0.0

Unit of Measurement: Gas and Gas equivalent products: 1000m3, Liquids: m3, Sulphur: MTS

VPR6200

Facility ID ABGS0126821

Facility Name Lower Kaybob 2-19-58-19 W5

Facility Licence # Not Licenced

Facility Operator A6HJ

Production Month	202001	202002	202003	202004	202005	202006	202007	202008	202009	202010	202011	202012	Totals
Receipts													
Receipts from Alberta Facilities	0.0	0.0	0.0	0.0	0.0	0.0	0.0	0.0	0.0	0.0	0.0	0.0	0.0
Receipts from Non-Alberta Facilities	0.0	0.0	0.0	0.0	0.0	0.0	0.0	0.0	0.0	0.0	0.0	0.0	0.0
Dispositions													
Disposition													
Battery	0.0	0.0	0.0	0.0	0.0	0.0	0.0	0.0	0.0	0.0	0.0	0.0	0.0
Gas Gathering System	0.0	0.0	0.0	0.0	0.0	0.0	0.0	0.0	0.0	0.0	0.0	0.0	0.0
Gas Plant	0.0	0.0	0.0	0.0	0.0	0.0	0.0	0.0	0.0	0.0	0.0	0.0	0.0
Injection Facility	0.0	0.0	0.0	0.0	0.0	0.0	0.0	0.0	0.0	0.0	0.0	0.0	0.0
Meter Station	0.0	0.0	0.0	0.0	0.0	0.0	0.0	0.0	0.0	0.0	0.0	0.0	0.0
Other	0.0	0.0	0.0	0.0	0.0	0.0	0.0	0.0	0.0	0.0	0.0	0.0	0.0
Alberta Commercial	0.0	0.0	0.0	0.0	0.0	0.0	0.0	0.0	0.0	0.0	0.0	0.0	0.0
Alberta Industrial	0.0	0.0	0.0	0.0	0.0	0.0	0.0	0.0	0.0	0.0	0.0	0.0	0.0
Alberta Residential	0.0	0.0	0.0	0.0	0.0	0.0	0.0	0.0	0.0	0.0	0.0	0.0	0.0
Alberta Elec.Generation	0.0	0.0	0.0	0.0	0.0	0.0	0.0	0.0	0.0	0.0	0.0	0.0	0.0
Shrinkage													
Acid Gas	0.0	0.0	0.0	0.0	0.0	0.0	0.0	0.0	0.0	0.0	0.0	0.0	0.0
Other products	0.0	0.0	0.0	0.0	0.0	0.0	0.0	0.0	0.0	0.0	0.0	0.0	0.0
Fuel	0.0	0.0	0.0	0.0	0.0	0.0	0.0	0.0	0.0	0.0	0.0	0.0	0.0
Flared	0.0	0.0	0.0	0.0	0.0	0.0	0.0	0.0	0.0	0.0	0.0	0.0	0.0
Vented	0.0	0.0	0.0	0.0	0.0	0.0	0.0	0.0	0.0	0.0	0.0	0.0	0.0
Diff and Other	0.0	0.0	0.0	0.0	0.0	0.0	0.0	0.0	0.0	0.0	0.0	0.0	0.0
Process and Frac													
Pentanes Plus	0.0	0.0	0.0	4.1	0.0	0.0	0.0	0.0	0.0	0.0	0.0	0.0	4.1
Propane	0.0	0.0	0.0	0.0	0.0	0.0	0.0	0.0	0.0	0.0	0.0	0.0	0.0
Butanes	0.0	0.0	0.0	0.0	0.0	0.0	0.0	0.0	0.0	0.0	0.0	0.0	0.0
Ethane	0.0	0.0	0.0	0.0	0.0	0.0	0.0	0.0	0.0	0.0	0.0	0.0	0.0
NGL MIX	0.0	0.0	0.0	0.0	0.0	0.0	0.0	0.0	0.0	0.0	0.0	0.0	0.0
Sulphur	0.0	0.0	0.0	0.0	0.0	0.0	0.0	0.0	0.0	0.0	0.0	0.0	0.0
Sulphur Closing Inv	0.0	0.0	0.0	0.0	0.0	0.0	0.0	0.0	0.0	0.0	0.0	0.0	0.0

Unit of Measurement: Gas and Gas equivalent products: 1000m3, Liquids: m3, Sulphur: MTS

VPR6200

Facility ID ABGS0131659

Facility Name WAPITI 07-22-68-08W6 GS

Facility Licence # Not Licenced

Facility Operator A0A7 NUVISTA

Production Month	202001	202002	202003	202004	202005	202006	202007	202008	202009	202010	202011	202012	Totals
Receipts													
Receipts from Alberta Facilities	9,105.0	7,526.0	11,666.0	7,387.7	9,230.7	0.0	0.0	0.0	0.0	0.0	0.0	0.0	44,915.4
Receipts from Non-Alberta Facilities	0.0	0.0	0.0	0.0	0.0	0.0	0.0	0.0	0.0	0.0	0.0	0.0	0.0
Dispositions													
Disposition													
Battery	19.2	17.6	23.6	10.0	11.6	0.0	0.0	0.0	0.0	0.0	0.0	0.0	82.0
Gas Gathering System	9,085.6	7,569.5	11,974.6	7,680.2	9,071.6	0.0	0.0	0.0	0.0	0.0	0.0	0.0	45,381.5
Gas Plant	0.0	0.0	0.0	0.0	0.0	0.0	0.0	0.0	0.0	0.0	0.0	0.0	0.0
Injection Facility	0.0	0.0	0.0	0.0	0.0	0.0	0.0	0.0	0.0	0.0	0.0	0.0	0.0
Meter Station	0.0	0.0	0.0	0.0	0.0	0.0	0.0	0.0	0.0	0.0	0.0	0.0	0.0
Other	0.0	0.0	0.0	0.0	0.0	0.0	0.0	0.0	0.0	0.0	0.0	0.0	0.0
Alberta Commercial	0.0	0.0	0.0	0.0	0.0	0.0	0.0	0.0	0.0	0.0	0.0	0.0	0.0
Alberta Industrial	0.0	0.0	0.0	0.0	0.0	0.0	0.0	0.0	0.0	0.0	0.0	0.0	0.0
Alberta Residential	0.0	0.0	0.0	0.0	0.0	0.0	0.0	0.0	0.0	0.0	0.0	0.0	0.0
Alberta Elec.Generation	0.0	0.0	0.0	0.0	0.0	0.0	0.0	0.0	0.0	0.0	0.0	0.0	0.0
Shrinkage													
Acid Gas	0.0	0.0	0.0	0.0	0.0	0.0	0.0	0.0	0.0	0.0	0.0	0.0	0.0
Other products	0.0	0.0	0.0	0.0	51.0	0.0	0.0	0.0	0.0	0.0	0.0	0.0	51.0
Fuel	0.0	0.0	0.0	0.0	0.0	0.0	0.0	0.0	0.0	0.0	0.0	0.0	0.0
Flared	0.0	0.0	0.0	0.0	0.0	0.0	0.0	0.0	0.0	0.0	0.0	0.0	0.0
Vented	0.0	0.0	0.0	0.0	0.0	0.0	0.0	0.0	0.0	0.0	0.0	0.0	0.0
Diff and Other	0.2	-61.1	-332.2	-302.5	96.5	0.0	0.0	0.0	0.0	0.0	0.0	0.0	-599.1
Process and Frac													
Pentanes Plus	0.0	0.0	0.0	0.0	246.9	0.0	0.0	0.0	0.0	0.0	0.0	0.0	246.9
Propane	0.0	0.0	0.0	0.0	0.0	0.0	0.0	0.0	0.0	0.0	0.0	0.0	0.0
Butanes	0.0	0.0	0.0	0.0	0.0	0.0	0.0	0.0	0.0	0.0	0.0	0.0	0.0
Ethane	0.0	0.0	0.0	0.0	0.0	0.0	0.0	0.0	0.0	0.0	0.0	0.0	0.0
NGL MIX	0.0	0.0	0.0	0.0	0.0	0.0	0.0	0.0	0.0	0.0	0.0	0.0	0.0
Sulphur	0.0	0.0	0.0	0.0	0.0	0.0	0.0	0.0	0.0	0.0	0.0	0.0	0.0
Sulphur Closing Inv	0.0	0.0	0.0	0.0	0.0	0.0	0.0	0.0	0.0	0.0	0.0	0.0	0.0

Unit of Measurement: Gas and Gas equivalent products: 1000m3, Liquids: m3, Sulphur: MTS